

This guide will represent command keys for ATARI computers as **CTRL**, and command keys for COMMODORE computers as **CTRL**. Where command keys are the same for both computer brands they will be shown as **CTRL**.

PROGRAM

Recorded Commands

1st Program	X	1
2nd Program	X	2
3rd Program	X	3
4th Program	X	4
5th Program	X	5
6th Program	X	6
7th Program	X	7
8th Program	X	8
9th Program	X	9

Unrecorded Commands

Save

S

DISPLAY

Recorded Commands

Unrecorded Commands

High-Speed
Drawing

H

Text

T

Graphics

G

Redraw

SHIFT	G
--------------	----------

COLORING

Recorded Commands

Change Foreground
Color **C**

Fill with
Color **CTRL F**

Background
Drawing Color. **SHIFT C**

Unrecorded Commands

Change
Brightness **B***

Change Hue **CTRL C**

*ATARI Computers Only

REPEATING

Recorded Commands

Random. . . **SHIFT ?** (CMD)*

Input
Accumulator
. **SHIFT #** (CMD)

Add To
Accumulator **+**

Subtract From
Accumulator **-**

Reverse. . . **SHIFT @** (CMD)
@ (CMD)

Mirror. . . . **SHIFT :** (CMD)
: (CMD)

*CMD is the abbreviation of "the command to be modified."

SCALING

Recorded Commands

Enlarge	*
Reduce	/
Squeeze In	I
Stretch Out	O

SYSTEM

Recorded Commands

Unrecorded Commands

Tape Filing

System	CTRL	S
Print	CTRL	P
Escape	ESC	

Q

DELTA DRAWING COMMAND SUMMARY

For Atari® and Commodore 64™ Computers.

DRAWING

Recorded Commands









Draw	D
Move	M
Right Turn	R
Left Turn	L
U-Turn	U
Pause	Z
Half Draw	SHIFT D
Half Move	SHIFT M
Half Right Turn	SHIFT R
Half Left Turn	SHIFT L
Half Pause	SHIFT Z
Unit Draw	CTRL D
Unit Move	CTRL M
Unit Right Turn	CTRL R
Unit Left Turn	CTRL L
Unit Pause	CTRL Z
Kaleidoscope	K

EDITING

Recorded Commands

New Screen **CTRL N**

Unrecorded Commands

Erase	E
Erase Element	DELETE BACK S 
Erase Picture ...	CTRL E
Erase Programs.	SHIFT Q
Move Up	CTRL  SHIFT 
Move Down	CTRL  
Move Right	CTRL  
Move Left	CTRL  SHIFT 