

# STAMIGA

FORMAT

The complete package for Atari ST and Commodore Amiga owners

## SCAN AND DELIVER

GRAPHICS AND TEXT  
STRAIGHT FROM  
THE PAGE



- **SPEECH SYNTH**  
Make your own talkies with our ST project
- **PROTEXT**  
Full test of hot new Amiga W/P
- **STEVE BAK PACKS**  
Top programmer spills big game secrets



▲ Stunning Scenery generator (Amiga)

The amazing twin format disk packed with software for ST and Amiga

### LOADING GUARANTEED!

The action starts on page 33



▲ Purple Saturn Day theme (ST and Amiga)



▲ Database Contribution Set (ST)

## PURPLE SATURN DAY!



Multigame graphic genius from Infogrames

# DATTEL ELECTRONICS



## AMIGA PRO SAMPLER STUDIO + DATTEL JAMMER

- A top quality sound sampling system at a modest price.
- 1000 machine code software for maximum flexibility.
- Multiple sample editing.
- Real-time frequency display.
- Real-time level meters.
- Play record to MP format.
- Adjustable internal/external record flag time.
- Variable sample rate & playback speed.
- Reversible record time (variable resolution plus auto-formatting with 128 resolution for slow recording) allowing 30% ahead of record operations. Wave editors to design your own waveforms or adjust existing ones.
- Multitrack & tape input (1/4" Jack & CV connections).
- Software files can be used within other sound utilities.

Discontinuing the sampler features the best available price (as it is now required to play it) and your original receipt.

### FEATURES:-

- 4 track sequencer up to 2000 notes.
- Traps a few notes.
- Music controls on keyboard.
- Load & Save sequencer.
- Works on standard 17" 60 cycles.

ONLY £69.99 PLEASE STATE AM00/1800/2000



## MIDIMASTER

- Full step interface for AMIGAs (1000/2000/3000) (power save mode).
- Compatible with most leading MIDI packages (including S-Midi).
- Works to: Mid-Star v2 - Mid-Trio.
- Fully 8-pin isolated.
- No need to pay more! - Full MIDI standard.

ONLY £34.99

## MIDI CABLES

- Top quality.
- 3 meter length.

ONLY £6.99 PAIR UNBEATABLE VALUE



## MIDI MANAGER

A TRULY PROFESSIONAL MIDI PACKAGE AT A REALISTIC PRICE

- Play sampled sounds on Amiga from any MIDI track.
- Full sampling - starts in one track and recording continues.
- Works with many MIDI packages including Omni-Midi (works best) but a complete MIDI reader for most/any platform.
- Adjustable track length - limited only by available memory.
- Works with standard 17" 60 Hz.

ONLY £39.99



## 1 MEG INTERNAL DRIVE UPGRADE

- Replace standard 500K drive with a full 1 megabyte.
- Top quality NEC 486 code.
- Full timing instructions.
- Easily fitted, no special skills required.
- Used along in conjunction with:
- available now.
- When considering a drive replacement always check this quality & price upgrade.

ONLY £79.99



## DATA/SWITCH BOXES

- All 8 type connector data printers from computer to data reader.
- Available in either 1000 or 2000 format connections (25-pin printer cable).

ONLY £24.99

- All 8 type connector data printers to full computer to data reader.
- Connections to 1000/2000 connections.

ONLY £34.99

## PRINTER LEADS

- 25-pin to 8 pin long connector parallel lead, 1.2m length.
- 2000 or 1000, please state.

ONLY £8.99



## ST COPY - DEEP SCAN NIBBLER

- Copy on raster disk - more highly protected programmes - in under 10 minutes.
- Works with any drive or tape.
- Multiple copy options allow you to make many copies from one original master.
- Copy 1 or 2 disks either - up to 95%.
- Special format programmes for high resolution formats.
- Working with all major 5 1/4" disk in use plus with a single disk.
- Unique DFDI readers - displays most disk parameters including error detection, data integrity, sequential status (0 - 25).
- Compatible with 500 & 1000 Hz.
- Full safety option.
- Easy to use from either programme when the capacity out of disk backing.

ONLY £29.99

## ST SUPER TOOLKIT II

- Powerful word processor editor.
- Displays up to 80 tracks with screen. Fully screen driven.
- Single stage of features - too many to list. Offers complete screen view.

ONLY £14.99



# DATTEL ELECTRONICS

## EXTERNAL 3.5" DISC DRIVE

- Sleek design for professional use
- High quality laser disc mechanism
- Through-panel access using standard cable
- A specially designed case finished to professional standards
- Fully compatible
- 1 year unconditional warranty
- Good length cable for connecting to your desk unit
- Value for money - before you buy a drive please compare the features
- Also available from an OEM drive used in the market fit in height housing - many units available can be built to a price fit for a standard 3.5" floppy drive
- A complete 3.5" floppy drive is also available from £5 with up to 1000000 3.5" capacity drive and floppy drive the manufacturer
- Complete - no need to buy
- Single or two drive drives available

ONLY **£89.99** SINGLE DRIVE **£149.99** FROM THREE (MINIMUM 3 DRIVES)  
 ADD £5 FOR COURIER DELIVERY IF REQUIRED



## 512K RAM EXTENSION CARD

- Available with optional address/data bus options
- Simple plug-in internally uses 4096 x 16
- Switch control with external supplied
- Fixed or address - no switching etc.
- 16 or 32 512K 1Mbit/2Mbit/4Mbit/8Mbit
- With indicator to back confirm that data is externally buffered
- Simply inserted to ensure easy future

ONLY **£19.99** FOR STANDARD CARD TO ACCEPT 512K  
 ONLY **£34.99** FOR VERSION WITH CLOCK/CALENDAR  
 PHONE FOR LATEST  
 FULLY POPULATED BOARD / RAM PRICES.



## MARAUDER II

DATE SIMPLE THE BEST DISC COVER AVAILABLE FOR THE AMIGA (ALL MODELS)

- Superior clear vinyl with edge around any conventional disc
- Privacy cover (black) - allows discs to be changed through
- Completely compatible with Amiga multi-discing systems
- Easy to apply - simply remove the protective backing (1. Disc, 2. Labels, 3. Back, 4. Labels) etc.
- Superior top to bottom construction and complete rigidity
- Special Storage Filter vinyl with extra for most additional protection to bottom
- Non-slipping (to bottom) surface
- Fast options - typically around 10 seconds
- 100% top selling cover

ONLY **£29.99** POST FREE



## EXTERNAL DRIVE SWITCH

- Switch control of external drive
- Must be necessary whenever the drive is not connected to you
- 50% a 1/2" connector

ONLY **£9.99**



## 1 MEG RAM UPGRADE KIT

- Complete kit to fit internally into ram socket
- £100 of RAM used to integrate into 1000 or 1000000
- Through a straightforward working job - ordered by anyone who has a 1000 or 1000000
- Complete with standard performance

ONLY **£99.99**

## SOLDER/DESOLDER KIT

- If you wish to do your own disk upgrade then we can supply the tools
- Quality soldering iron plus a desolderer for the lead & wicks
- Good for anyone other jobs

ONLY **£9.99**

## REPLACEMENT MOUSE

- Only single 100 compatible
- Rubber coated feet
- Optical eye

ONLY **£24.99**

## SPLITTER LEAD

- Allows you to connect to a common lead for some jobs

ONLY **£4.99**

ALL ORDERS NORMALLY DESPATCHED WITHIN 48 HRS

## HOW TO ORDER ...

BY PHONE  
**0782 744797**  
 Sales Dept  
 Card Ltd

BY POST  
 Please include this order  
 payable to "Card  
 Electronics"

FAX  
**0782 744282**  
 1/26 WINDSOR ROAD, FENTON  
 STATION, NANTWYLL, NP23 5JF

PLEASE USE INDICATED CURRENCY AT TIME OF ORDER AND REFER TO CURRENCY EXCHANGE RATES

CALLERS WELCOME - Please reserve goods for telephone order to visit

# DATTEL ELECTRONICS

DATTEL ELECTRONICS LTD., FENTON INDUSTRIAL ESTATE  
 GOSAN ROAD, FENTON STATION, NANTWYLL, ENGLAND.

SALES ONLY  
**0782 744797**

TECHNICAL ONLY  
**0782 744282**

ISSUE 4  
FEBRUARY 1988

PUBLISHED BY  
FUTURE PUBLISHING LTD  
A QUINN EMERY UNIT  
4700 DEER CREEK  
PO BOX 500  
MIDLAND TX 79702  
Phone: 502-486-3000  
Fax: 502-486-3000

CO-EDITORS  
Steve Taylor  
Simon Williams

DEPUTY EDITOR  
Richard Montano

DISK  
CO-ORDINATOR  
Jason Hobbs

SALES EDITOR  
Mark Nigham

ART EDITOR  
Gordon Duce

DESIGN  
ASSISTANT  
Kevin Hobart

ADVERTISING  
MANAGERS  
Margaret Clarke  
Rene Lavelle  
(081-414 7330)

PUBLISHER  
Graig Nigham

MANAGING  
DIRECTOR  
Chris Anderson

SUBSCRIPTIONS  
And Distribution  
Inquiries to: Starwing  
Periodic  
Starwing 502 486 3000  
july 1987

MAIL ORDER  
Future Publishing Ltd  
The Workline - London  
London SE1 7BZ  
July 1988

PHOTOGRAPHY  
Adrian Jones  
Richard Bell

PRINTERS  
Clare Ink-View  
Plymouth

DISTRIBUTION  
All Distribution  
Europe Contact  
Starwing 0870 270

© Future Publishing Ltd  
1988

Starwing Periodic is an independent publication, and has no other affiliations with Starwing Publications.

All welcome unsolicited contributions from readers. Please include an SAE with material for the editor. All rights are reserved. Where possible, please state publication in your correspondence. No part of this magazine may be reproduced or transmitted in any form without permission.



## NEWS

7

The stockbusters and losses of 1987, and a look forward to the promises of the new year.



## NETWORK POWER

20

Death to mainframes - how networks are chiding together to outgun the big boys.



## STATESIDE STORY

30

How well are the ST and Amiga really doing in the USA? Our Special Correspondent reports.



## DISK EXTRA

Not one Purple Saturn Day, but two! Both ST and Amiga demos of this Format Gold game. Also Amiga fractal landscape generator and an ST database constructor set... aren't we good to you!



## SPECIAL OFFERS

94

A gaggle of great gifts, gathered together and garishly garlanded for you to gaze at a gaffe.



## GOLD DUST

99

Steve Gold uncovers inside stories and found more friends at Atari and Commodore.



## LETTERS

100

More pearls of wisdom from the most literate among you. A good few pointers to your problems, too.



## ESCAPE SEQUENCE

106

Anything funny happens to you over Christmas? Here's what looked us.



## SCAN AND DELIVER

24

The dawn of budget price graphics and text scanning on the ST and Amiga. Read our in-depth review of Casework's Handy Scanners, then go and see how in the competition!

## GAMES



## SCREEN PLAY

50

While heat for a cold new year! Purple Saturn Day and Seal lead the way, fully pursued by Cosmic Probe and Roger Rabbit, and news of next month's mainlander.



## GAME BUSTERS

59

So many wild variants as we can squeeze in - 1948 spy mission in helicopter, create indestructible Mantis in Cannon Command and check like mad in Night Ben 2.



## REVIEWS



### TOUCH SCREEN

18

Why fiddle with a mouse when you can triumph with a touch screen? See what we mean.



### TALESPIN

67

Brand new adventure creator put through its paces by a host of very real test users.



### PROTEXT

70

At last a power-user's word processor for the Amiga. We process many words in a full review.



### SCULPT 4D

The best ever modeling package on a commercial micro? Here's the opinion of a top animator.



### DELUXE PRINT II

85

Just too late for Christmas credit, but great for Aquarian birthdays, we opt in its output.



### AUTOROUTE

82

Next Base's new ST-based road atlas could save points for you hounded drivers.

## GRAPHICS



### BACK TO THE FUTURE

12

Steve Bak, ace programmer of Flight Night, StarRay and Goldminer offers his thoughts on STs, Amigas, software houses and the universe.

## 1989: 16-BIT YEAR

Each of the last three or four years has been heralded as 'The Year of 16-Bit Wonder'. In truth, there are still 10 times as many 8-bit machines on the lips of fervent games players as 16-biters, so why should anyone be stupid enough to make the same claim again?

Well the times have been cast and they all point to the fact that we are close to reaching a point of no return in 16-bit sales. Not only are ST and Amiga games increasingly released before their 8-bit brethren, but there are plenty designed exclusively for 16-bit machines, as the superior graphics and sound are essential.

Look at this month's master games if you want further proof. Purple Saturn Day and Beal are just too good graphically and conceptually to be converted down to 8 bits. Other versions may follow, but they will only be poor imitations of the originals. As software houses have seen their 16-bit sales explode, they are keen to give programmers full rein to produce new, fast, exciting games for the best machines. It's not just games programs which are taking off on ST and

Amiga. The number of graphics and music utilities, word processors, databases and typewriter simulators (7) which prefer to be reviewed increases by the month. And best of all, the volume of UK-originated products is on the up and up. It seems our beloved machines are at last being taken seriously.

Now the 16-bit snowball has gathered sufficient momentum, there will be no stopping it. Don't stand in the way unless you want to end up with very cold feet. For details.



Starting this month you could save up to £27 on your mail order shopping through the pages of Format. At the back of this issue you'll find four discount vouchers good with any advertiser displaying the Format Voucher logo - ideal for the January sales! Turn to page 253.

## TECHNOPHILE



### ST SPEECH SYNTHESIZER

44

Don't let Amiga users get one over on you - build our way to use speech synth.



### SCREEN SECRETS

78

How to make your screen disappear, turn games or come out in spots. A programmer's insight to graphics on ST and Amiga.



### DESKTOP

87

Another trackload of tips and tricks for trendy ST users.



### WORKBENCH

91

Another bank of tests and tips for happy Amiga.

## COMPETITION

41

### WIN A HANDY SCANNER!

Win one of two fabulous Canon Handy Scanner systems in our easy to enter (and to win) comp.



# Digital Magic Software

## YOU'VE NEVER HAD IT SO GOOD



As a highly trained Assassin you must find your way along five levels on a twisted mission to assassinate King Brucialapples, then a mode uniquely impossible by means of equipment features whose touches are fatal. This software is also unique in that inhibiting each case about only purpose is to destroy all who try to join.

24 Frames per second - Stick movement  
Smooth scrolling - 360° direction changes  
multi level - Numerous obstacles  
on screen - Five levels - True side-up quality



As a Sorcerer warrior journey through magical lands where time has no control, battle your way through the five domains in your quest to reclaim the princess of Joppin.

Fight the numerous hostile beasts that beset your path. Destroy the fire-breathing golems, collecting weapons and abilities along the way to aid you in your desperate task.

24 Frames per second - 32 colour mode  
Super smooth animation and scrolling  
Over 100 animated items - Five extensive levels - Extensive skill giving path ups.



AVAILABLE ON:  
**AMIGA**  
£24.95  
ST - SOON



Amiga Screenshots

**DIGITAL MAGIC SOFTWARE**  
103 Mersey Road, West Bank  
Widnes Cheshire WAB 0DT  
Tel: 051-423 5943



# SUPER ST SURPRISE

- Super ST details
- Chip famine continues
- 1988 Industry awards
- Charity games compilation
- Kickstart 1.3 problems

## Now an Amiga laptop?

To prove how close the ST and Amiga really are, no sooner have rumors of the ST laptop Stacy



■ Could an Amiga in '87 - or later - stand for the nation's laptop?

Rain's much rumored Super ST - which has been making headlines more often than the Sunday Scoop's WWI bomber-coffee-Moon stories - is closer to being reality after US-based Magabyte Computers' revelation that it is negotiating with Atari to supply its high-speed circuit boards.

Magabyte's board, which is currently on sale as an add-on for normal STs, comprises a 16MHz 68000 processor (the processor in your ST is rated at 8MHz) and claims an astounding 95% speed increase over standard machines. The usually scrappy of around ST chips, but surpassing the US retail price is only \$249 (around £156, so it shouldn't push Atari's and protect price up too much.

According to Magabyte's statement from Kevin Henderson, Atari should have decided whether it is



■ The humble ST - sitting with the 68000 but set for a turbocharge courtesy of Kevin Henderson's Speed Booster board.

interested in incorporating the circuitry within new 'Super' STs by the time you read this.

Early rumors indicated that the processor inside the so-called Super ST was to be the 32-bit 68020. However, Bob Katz (Atari UK's technical director) crushed the story when he mentioned to developers earlier in the month

that to keep costs down the chip would in fact be a 68000.

It remains to be seen whether the new machine also has the promised language/loading times sound, 4875 colours and fast menu scrolling. Whatever the case, it can no longer be denied that Atari definitely has a new ST-compatible micro on the horizon.

emerged than an Amiga model laptop.

Details are vague, but it seems that a small company in the States is researching the Amiga board, in new cases with a 7" order monitor and space for two disk drives. The provisional name is Journey Man, and the price? Um... \$2,200 is the current estimate.

The pair who produced it raised the necessary investment

capital by selling T-shirts and calendars. Release is set for the New York AmigaCon in March...

phone Map Meriton in the States on 0101-800-949-5510 for more details.

## CHIP FAMINE STRETCHES INTO '89

The Great Memory Chip Scarcity was the mainstay story of '88, but warning announcements by Atari and Commodore have recently given the impression that all is over.

Not so. Investigations by Format reveal that ST and Amiga owners face real difficulties when trying to expand their machines' memory.

Many of suppliers are offering memory upgrade boards. However, if you are thinking of buying one, read the small print - it usually says "unavailable". This means that if you get the bare board, and buying the \$1.25 or more of memory chips to go on it is your bad luck.

Commodore themselves - who launched a press release about how they had assured a supply of 64MB chips - are not without problems. Their 8MB Amiga 2000 expansion board is being recalled with only 2MB of chips on it. And dealers who have agreed to top the other 6MB have been told to find independent sources.

The chips the ST and Amiga require are 256K DRAMs (Dynamic RAMs). Most suppliers won't quote a firm price. Brian Brooks of Magnetix says, "We can get the DRAMs quite quickly, but prices fluctuate so fast we'll only give a price on request." At the moment, expect anywhere between £7 and £9. Maybe the most solid price above catalogue is at IBM Centre, but the chips at £3.25, but the price has risen to £8.95 since printing. You need 16 chips for a 512K upgrade.

## Minix mimix Unix

It had to happen. After all, Atari's recent press attention, British's recent press attention, British's Prestige-Hal has announced a Unix-like shell for the ST. Called Minix, the operating system has all the outward appearances of being Unix: it is compatible with V7 Unix, it comes with many utilities that operate just as named identically to Unix versions. The Minix manual costs £19.70 while the program disk - all nine of them - cost £59.44.

■ Department 35, Prestige-Hal, 65 Wood Lane East, Hemel Hempstead, Herts, HP2 4RC-0442 250355.





## OPERATING DIFFICULTIES

Practical owners of new Amigas bought in the Christmas rush are finding a few problems with some software — however, they've got the new version of the Kickstart ROMs, the Amiga's operating system.

Although all software which Commodore describes as "legally certified" runs on the new ROMs, some games won't. In particular, Electronic Arts' *Amiga Formula One* fails out of the new system.

Steve Proctor, of Commodore's technical support department, was puzzled. "Kickstart 1.3 is barely changed at all from 1.2, so there really shouldn't be any problems," he said. "It's not that it can't be running for a long time now. What is true is that it takes up slightly more of the Amiga's free RAM on booting, so any program which is critically memory-light on an old ROM might have trouble, but we haven't heard any yet."

### NEW TOS

And in the subject of operating systems, the latest release date set for the new version of Amiga's TOS is March 1989.

When the last version of TOS was introduced in September '87 there were massive incompatibility problems because it ate up 148 of RAM more than the old version. Bob Katz, Amiga's technical director, says that the forthcoming version will be more compact, so there shouldn't be any similar problems.

The new TOS will come on two ROMs, and although Katz says it is too early to set a price for mature owners that Amiga will only look to cover their costs. Expect a price of £19-£23.

Unofficially, reports of old ROMs — pre-September '87 — won't be able to fit the ROM upgrade at the circuit board design was changed at the last minute.

the printed industry," he said.

The last charity computation, both last in 1987, raised £204,000 for famine relief. The launch date for the new version has been provisionally set for Easter 1989.



■ "Inexplicably generous" —

## THE SALES ARE ON

Perspective purchasers of 3½ and Amigas have never had it so good. To keep the 16-bit market bubbling in the post-Christmas lull, two major bundling deals have been announced by national wholesaler Silco Distribution, with a third promised for the near future.

Silco has decided to promote the 3040 as a games machine — the same beauty games as in the 520 "Super Pack" will be bundled with 3080s at £899-figures.

Silco's second deal covers the Amiga. For £399 you get an A500, ten games including *Tetris*, *Barbarian*, *Wetral* and *Sluggi Boy*, and the rights to receive an exclusive "Action Pack".

And Navi Entertainment has revealed that they plan to push the 512 in the music sphere with another bundle. 1080s will come pre-installed with Steinberg's Pro-12 sequencing software, vital for bringing up via the MIDI port to a key board. This too will sell for £399.

■ Silco Distribution, 1-4 The Maze, Hatherly Road, Galley, Kent DN34 4DR 01-809 31133

## 1988 INDUSTRY AWARDS

The 1988 microcomputer industry awards were announced amidst the popping of champagne corks (the winners) and bowls of cabbage (the losers) at the Bemo in December. The initial pleads went to:

- Game of the Year: *Wiz* (Wired)
- Best Sound: *Seven* (Melbourne House)
- Best Graphics: *Bungler* (Banded)

- Best Arcade Conversion: *Pacmania* (GrandSlam)
- Adventure of the Year: *Dungeons* (Master Memory)
- Simulator of the Year: *Kaloon* (Memory)
- Utility of the Year: *Photos* (Pant)
- Utility of the Year: *Photos* (Pant)
- Budget title of the Year: *Suspense* (Mastertronic)
- Programmer of the Year: *The* (Sibney Brothers)

And just to keep those lips at our sibling magazine ACE in the office next door quiet for a bit, we've got to admit that they did pick up the gong for Magazine of the Year. Congratulations, eh?; now will you please stop telling us about it?

## AUTISTIC TALENT

1989 will see the games software houses working together for charity in aid of autistic children. The project was launched at the annual computer industry awards last year before Christmas, and it's already seen the support of four major games houses.

The idea is that publishers will contribute 16-bit games to a compilation disk of five titles to sell for £10-£15 each. Activision, Electronic Arts, HighMaster, and Fredfox have all said they will sub-

mit games for consideration. Each game will be refitted by a panel including Activision, Irem, Data Coussens and ST Amiga Format publisher Greg Ingham — both head-line gamesters — who promise to sufficiently avoid just anything less than top-quality.

Launching the compilation, Ingham was confident that the games would be of a high standard. "This industry is inherently more generous in its support of charity events, and has a genuine desire to help. For this, the games software industry has been much more generous to charity causes than their counterparts in



■ A simple black-and-white digital screen, courtesy of Photobit.

## QUICKIES

■ By the time you read this, Sunjammer Amiga developers will have what's in store for 1989 from Commodore. A developer's conference was held from 18th-19th January in Frankfurt — we'll bring you a full report next month.

■ The results of numerous other recent enquiries in December as of important cases of the monthly software game list. Games from Space were implemented by the new team. Hammer has it that they couldn't work how to run them, no action has yet been taken?

■ P.A.L. (Programmer's Advice Line) is a new group for IT programming in general and users of office products in particular. Contact: 41 York Road, Harewood, Wakefield WF5 5BB, West Yorkshire, WF5 5BB and members are at part of the guidelines provided.

■ Calling all fans of *Electronica* who love playing games — this book is now available at £5 each to take you finally get to the bottom of *Hard*, *Soft* & *It*, and *It*, *Electronica*, *Wired*, *The Wire* *Page* and *Journal* World. Phone 0753 848893 for info.





back to you on disk.

At the moment, the service is only available for the Amiga, although an ST operation is under development. Prices are £1.50 for each colour image, £1.80 black and white, plus 50p post and packing. My resolution can be used, including 4096 colour (AM) made with screen-buffers the image fills the entire screen, like a TV. Photostyle must be supplying their own disks at £3.00 each, as a precaution against

viruses.

If you've got a 3D object you need digitising - a feature (rather than a mode), for instance - Photostyle can provide images suitable for viewing with 3D glasses.

■ Photostyle, PO Box 106, Nottingham NG2 4SQ 0562 481993

### 68010 upgrade kits

Following the recent correspon-

dence in Format's pages about upgrading an original 68000 microprocessor to a 68010, Coppe Side Industries are offering a kit for £27.50 or an AM50, or £29.50 on an A2000, you get a 68010 chip and full technical manual for use. The extra £1 on the 500 is for a special screwdriver to undo the metal shielding inside the case - the A2000 doesn't need it. You will also need the special software patch sup-

plied on Format cover disk number 4 - both issues are still available.

The 68010 simply slots into your Amiga where the 68000 currently is, whereas you should see a speed increase of between 8 and 50% in your Amiga's operations, depending on what you are running.

■ Coppe Side Industries, 15 Coppe Side, Broomfield, Goddington, Surrey GU7 2BW

# 1988 AND ALL THAT!

The Format team cast a caustic eye over last year

Oscar Wilde once replied to a friend, when asked what he had written that morning, "Oh, I had a comma."

"What?" said the friend, "You spent a whole morning adding a comma?"

"Oh no," replied Wilde, "I also took it out again."

Perhaps this headline head of Alan UK has heard the story. In May they heard the price of a 200ST at £100. Meanwhile Commodore cut the Amiga by £100, briefly putting it on parity

with the ST at £299, much to the relief of its dealers. Quick as a flash, Alan dropped the ST down to its original level for the Christmas push.

#### Two weeks away

There's a bit still in the pipeline. When you hear a manufacturer saying, "It's two weeks away, we're just finishing the manual off," you know there'll be a six-month delay into the category far most of Alan's announcements for 1988, though to give them their

due, some products have always been intended for '88.

Their CD ROM, which we reviewed/previewed in the August issue, is still not quite on the shelves. The Stereo laptop may close in more than prototype form at the Which Computer Show in February and the newer ST HD looks in the wings. Perhaps it's taken its first steps to standard in '89.

Commodore avoided the charge of not supplying what it announced... it didn't announce anything until the autumn, when the Amiga 2500, Transputer card



"Remember the computer stores? Well, we have got it in this new format '88, too!"

and AT Bridge Board were all listed as for '88.

The most important launch of the year was undoubtedly the arrival in June of ST Amiga Format, though we are, of course, far too modest to mention this.

## THE FORMAT AWARDS

No prizes, no cashback, here are the combined opinions of the Format team on hardware and software in the following categories:

### BEST GAME RELEASE

ST: Vice  
Amiga: Intermingle

### WORST GAME RELEASE

ST: Super Breakout  
Amiga: Quasimodo

### BEST NON-GAME

ST: Fine Point  
Amiga: Proteus

### WORST NON-GAME

ST: 12-Tone synthesizer emulator  
Amiga: Photo-Paint memory (dibs), including word-gain background

### LONGEST AWAITED

ST: The Field  
Amiga: Blackboard 1.3

### MOST HYPED PRODUCT

ST: Paras graphics board  
Amiga: The Amiga. (Did you see their Christmas ads?)

## AMIGA BRIDGE BOARD

Format's story of 1988 products couldn't compare without the Amiga AT Bridge Board - a PC emulator for the A2000. It has a special place in our hearts, remaining one of the few bits of kit which is generally available to the general in the street, but which remains elusive.

It's the renowned Bridge Board for review from Commodore's PR company. "No problem," they said. We rang with remaining issues in the next month. "Sure, it's in stock, no problem!" Commodore then changed their PR company, so we began again.

Amiga's Oscar Bennett, Commodore's marketing manager, was in a meeting the several weeks. We sent a fax for Oscar's attention in 88 past, your friend BOJ. Oscar answered his phone. "No prob-

lem, it's in with you by the end of the month."

SEPTEMBER. He spoke to Lesley Rubin, Commodore's marketing assistant. "No problem. Except the firm authorising the logo has to be agreed by Oscar Bennett and Steve Franklin (the managing director)."

NO. Oscar Bennett of the PC Show. Oscar counted us there was no problem.

OCTOBER. We rang Commodore. "No problem. The form's been agreed, we're expecting the stock in any day now."

NOVEMBER. Oscar Commodore, Bridge Board not in stock.

DECEMBER. Bang Commodore, Bridge Board not in stock.

Trying to get hold of a order copy of the newer AT Bridge Board just doesn't bear thinking about.



# HiSoft BASIC



for the Amiga



**A fast, easy-to-use interactive compiler**



**Fully compatible with:**

AmigaBASIC  
Microsoft QuickBASIC 3  
ST BASIC  
Power BASIC ST  
HiSoft BASIC ST



**Runs on any Amiga**



**Faster than any other BASIC on the Amiga**



**Full use of shared libraries & multitasking**



**More powerful than you can possibly imagine**

## Special Introductory Offer!

*As a very special offer, the first 1000 copies of HiSoft BASIC for the Amiga will be shipped with a FREE copy of the AmigaBASIC Inside & Out Book and Software so that you can instantly experience the true power of HiSoft BASIC. If that wasn't enough, we are also reducing the price from £99.95 to £79.95 (inclusive) for the first 1000 copies. Hurry to get your copy now!*

**HiSoft**  
High Quality Software

*HiSoft BASIC for the Amiga is available from all good shops or, in case of difficulty, directly from HiSoft. You can order using Access & Visa.*

**HiSoft, The Old School,  
Greenfield, Bedford MK45 5DE**

**Call: (0525) 718181**



GRAPHICS

# BAK TO THE FUTURE

**STEVE BAK:** created nine games in 1988, has been ripped off by countless software houses, responsible for the Cuthbert series, might drop programming and buy an ice cream van. Read about the man, what he has to say about programming and his experiences in the computer industry.

**W**hy does a man capable of earning £2000 a week quit his job for one which might make a tenth of that at best? Why does the author of an award game often make more money than the creator of a great game? Why do programmers often think they're something special? Why am I asking all these silly questions? Well as, I have written, at least one award will be received.

Before I continue, let me state that you — and only you — of the above applies to me. It's for you to decide which.

During the Autumn of 1987 I met a young programmer who had written a game and published it himself. The name of the company I can only just remember, the game itself I remember well. It was a good game with plenty of real ideas and a fair amount of technical merit, the programmer thought it would make him a reputation and some money into the bar-

gan. The game was a failure. A few weeks ago I saw the same game, hardly recognizable without a programmer's insight, being sold by a fairly large company and doing very well. Thank you. The game is a success and the programmer has a good future ahead of him. This is what programming is all about: create the game, let someone else take care of the marketing! So ends the first lesson. To anyone out there who hopes to be a successful programmer — forget the business side of things; that's a job for businessmen.

### Bak to Business

Let's get on with it, if you're going to write a game, the first thing you must have is commitment. Many people have approached me with part of a game asking what to do next. The answer is always the same; you should have decided that when you first started! That's not to say that alterations and improvements can't

be made on the way, or even a fair amount of 'making it up as you go along.' You must have a plan containing an overall idea of the whole game and what's going to be in it right from the start. If you don't you might at least get up before you begin. Of course, some areas of the plan can be left blank and filled in later, but you must have the gamut to fill the blanks in later.

The first step then, you can start making real progress. Split the plan into small, independent parts and work on one part at a time. Each part can be split into as many smaller parts as you like, the more the better! Concentrate on small routines, making each one work properly before moving on to the next. A couple of tips might be handy here. Comment your source code, it is very helpful not to, after all you understand it perfectly and review it will not read it. Don't be mind boggled, that you may need to return to your source years

Microsoft's latest core platform pack, MS-DOS Volume 1, contains four games. Three of these are by Steve Bak.

## THE WISDOM OF BAK

Why are 18-bit games so expensive? Is case you don't know, it's because of low quantities, high development costs and high production costs. But if you read the magazine you should know that Right? Wrong! The first answer carries a little weight, but Steve's only real reason a £20 game couldn't sell many more is it was offered at half the price! Note the so-called 18-bit budget titles have all had great ideas, it had when game makers more than twice the profit per unit for everyone in the chain — the programmer, publisher, distributor and dealer. So the real reason is great, right? Wrong again! An answer. That's not great, that's business!

## WHO IS STEVE BAK ANYWAY?


Just for the record, I am a 35 year old ex-actor, ex-actor game (twice) living in the Midlands. I bought an Atari Atom (the predecessor to the BBC) my first in 1982 (is it 1980?) got hold of a ZX81 or Yu 30. Unfortunately there were no decent games for it so I had to write my own. First was *Robot War*, written in BASIC and published by TTY Software. BASIC couldn't cope with what I wanted so I turned to machine code. My first attempt was a kind of *Melmac Command*, again published by TTY. After it created more games on the Atom I upgraded it to the Snuggler, then came the *Cuthbert series*! After that I went through a rapid succession of games — *Fancy Color Computer*, *D&D*, *C&B*, *Enterprise*, *Smulder 3* — before settling down with the *Marl 31* and *Angie*. Each of these computers had their advantages and disadvantages and each earned me a living, some better than others.

For the time being I stay stuck with the two current 18-bit machines. The BBC001 is a programmer's dream compared to £500, \$900 and £30. Both the *Angie* and *31* are here to stay, within a couple of years the software base is going to be enormous. I can see these two computers being much larger than the *Atari*, *31* and

*Angie* are cheap enough to buy for games use and powerful enough to do anything that you could want a home computer to do. Just you can actually trial most programming on a C64 or doing financial planning on a Spectrum!

In the early days I preferred to work like most programmers (if right! Nevertheless, with my own office, I do things differently.) I think most people would agree that my output is fairly prolific. In 1987 I completed seven games, in 1988 I completed nine. I've also earned a great deal of money — but at a price. I now work around 80 hours a week, drinking coffee and Coke constantly. I smoke around 50 cigarettes a day and get drunk every night — not an ideal lifestyle for a statistician no wonder I have had a good time as a programmer, but now is the time to quit. *Flight Night* will be my last game, at least, under Steve's conditions.

What does the future hold? Well... I could buy an ice cream van, selling ice cream in the summer would be a nice job. Perhaps I might open a fish and chip shop in Paris. There is a third possibility which, at the moment, sounds the most plausible: I may well start a 16-bit software development house.



It's the entire graphics for one world in *Returns to Genesis*. This image is 256K of data gone shifted and expanded to over 200K.

later after having written singlepages of genre stuff. Less more important are the small bugs that find their way into the game which don't really matter at the time. Stamp on them! Never camp on and write more code when there's something happening which is not meant to, no matter how unimportant it seems. Chances are that later on those bugs become major problems -- and also you've written pages of code that'll be much harder to fix. Imagine looking for a typing error in over 200K of text.

Progress should be reasonably smooth if you force yourself to work to the max, complete one part then move on to the next. This is where commitment comes in. A game can take a long time to write. Maybe a year, maybe more. You are likely to get sick of your program and before it becomes completed. Don't be discouraged, stick to the plan and keep making progress, you'll get there.

#### Back to Front

Selling a game to a software house is the worst part of a programmer's life. In the past I, and probably most other programmers, have been cheated by those that had the existing software houses. Sometimes it's a matter of stupid payments, sometimes late payments. And sometimes you don't get paid at all! What can you do about it? Nothing! If a company is going to cheat you, they'll cheat you. What about the contract? That surely offers you some protection doesn't it? Well, it might... if you're willing to spend £20,000 in legal fees in the hope of recovering a few thousand in practice

you found that 'the standard contract' is never of any benefit to the programmer. Nowadays be very careful with whom I mean. My terms are only set on a gentleman's agreement and without a contract. If you're new to the game there's only one piece of advice I can give you avoid an on advance on royalties. Make sure you get the cash before going too far with the game. That way you know you'll get something. If the company says no, go elsewhere.

#### Backup

People ask me time and again to recommend development tools. Here are my favourites.

Assemblers-wise I go for *McGuff's Devpac 2*. The main reason is its speed; far faster than any other package on the ST or Amiga. Nothing else comes close. *Devpac* happens to be a very complete assembler and comes with a heap of other useful goodies including debugger, libraries, sample code, etc etc. It also has a very nice manual which I'll read one day! For a text editor you cannot do better than Microsoft's *Codeview* (Microsoft) it does everything that other text editors do and a whole lot more that others don't. Only once have I seen anything better -- find on the IBM PC (at £300).

As for a debugger -- I'm a bit fed up there, I never use them. *MacGuff's* *Codeview* (it's in the *Devpac* package) and *Metrowerks* for the Amiga takes some beating.

For sound sampling, *ST Replay* and *AMRG* (both available from Microsoft) are the best bets. Amiga

FutureSound comes close to *AMRG*, but costs nearly twice the price. *AMRG* is ideal for video digitizing, but is hard to get hold of and expensive. *Microsoft's* *Wd ST* is excellent value. Watch out for *Amiga Guilder* from *MS*.

For reading material, try *Anatomy of the Amiga ST* or *Amiga ST Internals* (it's the same book) from *ST Publishing*. The *Amiga's* a different case; it depends what you want to do. If you're happy diving the operating system then *Microsoft's* *Amiga Hardware Reference Manual's* all you need -- it's the bible. If you're not happy being the OS, you sign your money and take your choice. Whatever you decide, you're guaranteed.

## BAK TRACK RECORD

My list of ST programs to date is *Land of Heroes* (sample), *Dark Trip* (very scary), *Electronic Post*, *Travis Challenge*, *Warrior Kid 2*, *Goldrunner*, *Jupiter Probe*, *WarriorKid*, *Return to Genesis*, *Leatherneck*, *Smulley and Spinning Image* (on the Amiga I have completed *Warrior Kid 2*, *Goldrunner*, *Jupiter Probe*, *Ballistics*, *Return to Genesis*, *The Sentinel*, *Leatherneck* and *Spinning Image*).

Currently I'm working on my last one game, *Finger Night*. This one I am doing only on the Amiga. It started off on the ST in the Summer of 87. Microsoft decided they wanted the game for the Amiga first, and so good as possible. So I am using 32-year hard-grams with large spaces, 200 by 240 pixels, averaging at 28 Hz. I don't really remember this to be the ST -- it would be a virtual rewrite -- so I shall pass it on to someone who will enjoy the challenge (especially, *Tom Purves* is the one).

need to get no change from £100. *Whichever* system you have, the *Smulley Sport* is always a good bet for its brilliant investigative journalism.



Some fast processed but vertical scrolling shoot-em-ups on the ST. *What Goldrunner* looks like gameplay. A game is undoubtedly fast and smooth scrolling.

## BAK CHAT

The most big-headed thing I ever said: "I'm the best 80 Do player in the world." No apologies, though, I said that the most modest thing I ever said: "I'm not a great *Cruiser* player." (Once, just once, I completed the course without losing a single bit).

## BAK HANDED

For me, one of the hardest parts of writing a game is thinking up a neat story to use as a cheat code. Here are some of my recent ones: *OVERBURN*, *AMARU* (as in Wolfgang), *W. A. S.M.A.R.T.* (I, baby) (I must have really been struggling for that one) and *HILL'S T.M.S.D.* (the guy who handles out all those cheat strings). I'm not going to tell you which games require which cheat strings; that's for you to discover. All I shall tell you is that you need to type those strings at any point during the game. After that the *Smulley* boys come alive.







# FRIGHT NIGHT



Just look at those superb graphics (created by Peter Lyons) and the size of that split-screen (though assisted by Steve Bak!) It's Fright Night - the game of the month this - on the Amiga. By all accounts this is Steve's last project for Microfrontier, after that you may see him (and your sweet floppy disc) on screen.

The ST version won't be programmed by Steve, but possibly by Timothy Perrow in the States.

Price of the game, if you're interested, will be £39.99. Details on 0206 88000.



## BAK PREDICTS

Sometimes this year at least one publisher will launch a range of 16-bit games priced at £2.99. Laugh if you like, but watch the news.

### Steve's introduction

Digital Arts is probably the best graphics utility for the ST. It does have one big drawback for games programmers and artists: it lacks L,Y co-ordinates making it almost useless for anything but drawing pictures. Normally I use Action's Paintworks, but having recently seen a very neat demo of AMD's Flux Paint I'm tempted. It could be what ST owners have been waiting for - it's worth checking out.

Amiga users are spoilt for choice. Most will get Paint free with their computer which is vastly better than anything on the ST. Before

Paint it is terrific, and there are a host of even better, and more expensive, packages out there.

Hardware-wise, the ideal program development setup for me is a Mega ST with mono monitor connected - via an 85132 which sports data at 18000 baud - to a 520 ST or A500. I did use the parallel port at one time when downloading to the C64, it's much faster, but I damaged two 104000s and two C64s - much too expensive a risk to take with Mega

STs and Amiga! For programming and test entry, the ST's mono mode is brilliant and very easy on the eyes. The whole setup is more reliable and faster than anything I'm qualified to have a running disagreement with. As San (he of Slaughter is lame) over the post, he uses A2000s for downloading data to either 520s or A500s. No matter what the price and class are from a programmer's point, he can't deny that his setup costs two or three times more.

## BAK BITES BACK

The Steve Bak awards (in no particular order).

### THE GOOD

- The guys who designed the Amiga hardware.
- Geoff Commercial for The Games.
- Andy Powell for Sengor.
- Jack Brandel - not just for the Start ST, but for being a Polish Jew who owned Acornsoft.
- Clive Sinclair for starting it all.
- Whoever wrote BuildWork.
- Williams for Defender.
- Konrad for Stryker.
- Jay Han for sheer knowledge.
- John Symes for never cheating programmers.

### THE BAD

- The guys who designed the Amiga software.
- Whoever is making money from Amiga Sharefighter.
- Commodore UK's technical and marketing support.

### THE UGLY

- Ex-Power House boss Anthony 'The Choccy' in the post! Whidevont.



■ Splitting images doesn't look like that Oh you it does. At least, to programmer Steve Bak. The entire background, the various animal objects and the positions of the graphic images are all portrayed in this shot which forms the building to the Paper rooms.

# CYBER SERIES



- CYBER STUDIO £79.95
- CYBER PAINT £89.95
- CYBER CONTROL £29.95
- CYBER SCULPT T.B.A.
- CARTOON £29.95
- DESIGN DISK £29.95
- HUMAN DESIGN DISK £29.95
- FUTURE DESIGN DISK £29.95
- ANCHORPOINT £29.95
- DESIGN DISK £29.95
- VIDEO TITLING £29.95
- DESIGN DISK £29.95
- 3D DEVELOPER'S DISK £29.95
- 3D PLOTTER & PRINTER DRIVERS £29.95
- 30 FONTS I £29.95
- 30 FONTS II £29.95
- STEREO DISK £29.95
- G.I.S.T. £29.95

# ANTIC

From Antic Publishing, Inc., the Information Technology Company

### THE CYBER SERIES

The Cyber Series from Antic Publishing, Inc. is a family of programs which transform your ordinary PC screen into a 3D world. Watch your own three-dimensional animated scenes in the real world perform, with everything from dinosaurs to spacecraft. All your computer wants are a mouse, keyboard, and monitor. All you need is Antic.

Each program has more than just fun to offer. There's a wealth of information available in the office or studio to illustrate your ideas in pre-design stages, saving time and money by spotting design flaws and errors. And there's even something to do with your own designs, such as 3D wire frame rendering, shading, and powerful drawing of computer models of housing, cars, boats, and other objects.

Start with Cyber Studio, the heart of the Cyber Series. Then add other Cyber products, each with fun, time-saving features. Shaded or powered drawing of computer models of housing, cars, boats, and other objects.

ELECTRIC DISTRIBUTION  
 MINICOM Level 01 1915, 14-17 KINGSDOWN, CAMBIDG 9E-7 4LQ  
 TEL: (0455) 446440, Fax: (0455) 490149  
 Telex: 326136 (EBCP) ITG

Please send me more details of the Cyber series.

NAME \_\_\_\_\_ MACHINE \_\_\_\_\_

ADDRESS \_\_\_\_\_

POSTCODE \_\_\_\_\_



# TOUCH WINDOW

£456.85 (optional £15 stylus) ■ All STs, Amiga version under development ■ Eagle Computers, 2nd Floor, Glamorgan House, David Street, Cardiff, CF1 2DH (0222 390288)

**D**id you've visited stores, banks or airports with computer monitors displaying statistics or product information. Nothing special about that, but some of these displays have messages asking you to touch the screens in specific spots. Doing the dirty usually results in the display advancing or retrieving a page of information. What you're doing - in effect - is using your finger, nose or other unpalatable part of your anatomy to direct a pointer to a particular place on the screen. When the program detects that the pointer is in a certain area, it jumps

**Already there's a choice of device for communicating with the computer: keyboard, joystick, mouse and graphics tablet. Now there's the touch screen. RICHARD MONTEIRO pokes his way around.**

to a sub-frame which might display all rights to Australia that day, inform you how to apply for a mortgage or tell you why you should buy NascorWhite soap powder.

Eagle's Touch Window - which can be fitted to a see-through graphics tablet (see issue 16 that is placed in front of your ST's screen - gives you the option of moving the mouse pointer simply by pointing to any part of the display.

## For real

Along with the touch screen, which clips to your ST with velcro strips and has a plug running into the serial port, you get a power supply and software. The software contains two drivers: for machines with old and new ROMs. Before running the driver you must copy the correct driver into a blank disk, rename it and run a configuration file.

With the driver up and running, the QDM pointer will now follow you wherever you press the touch screen. You can use your finger, a pen or some other stylus to move the pointer. An overlay at the bottom of the screen tells you where to press the touch screen if you want to simulate a single mouse click, a double mouse

click or a click and drag.

Most QDM programs like Design Elite, First Word Plus, Power Scribe, C-Browse, Sports Factory and so on will work correctly with the Touch Window driver installed. However, it's very tricky to get the pointer to move smoothly enough, and since the screen can only work to 256 pixels horizontally, the resolution is not good enough for accurate work on a 640-pixel wide medium or high resolution screen.

## Any use?

Possible applications include in-store demonstrations, factory or process control, public information screens, points and teaching the physically handicapped.

In its favour, the Touch Window is very responsive when it comes to pointing at random areas on the screen. Intriguingly it's expensive, not as accurate as a mouse or the graphics tablet reviewed in issue 16, and reflects quite a bit of glass. It's a good piece of hardware, but too expensive for home use. Who's going to use it? Certainly not little Jeffrey for banking clients. Business, academic institutes, county councils (information points), yes.



## Features

1 2 3 4 5

## Performance

1 2 3 4 5

## Ease of use

1 2 3 4 5

## Remarks

Not seen

## format value

1 2 3 4 5

## for

- Responsive
- Simplest form of communicating with the ST to date
- Works in all resolutions

## against

- Expensive - specialist interest only
- Resolution not good enough for accurate drawing

## HOW IT WORKS

The touch screen consists of two facing, transparent, conductive layers (brown or amber dyes) which send the ST the co-ordinates of the point you indicated. The two layers connect one another only at the touched point, when with the volts applied across one of the layers the circuit is completed. The voltage at the touched point is measured and is taken as one co-ordinate of the touched point. This analogue level is converted to digital by an analogue to digital converter (ADC). The rates of the driver and non-driver relative levels are then reversed to determine the other co-ordinates. Simple, really.

Resolution of the touch screen is determined by the ADC. Eagle uses an 8-bit ADC which can resolve 256 co-ordinates in both horizontal and vertical directions. Both axes are measured 75 times per second, and data is sent to the ST via the IEEE330 port at 4800 baud.

The window automatically averages the area of contact to give the co-ordinates at the centre of the contact area. This allows good resolution to be achieved even when touching with a large object such as a finger.



# HEY!

ATARI ST  AMIGA

C-LAB. DR.T. HYBRID ARTS.  
PASSPORT, STEINBERG.

For the best service and advice call us today.  
We also offer a full part-exchange service  
on most types of popular computers.  
Please ring us for an appointment for a *100%*  
demonstration by the *AMIGA EXPERTS!*

REMEMBER - WE CAN OFFER YOU THE  
LATEST IN COMPUTER TECHNOLOGY  
FOR ALL OF YOUR MIDI NEEDS.  
PHONE NOW!!

MAIL ORDER AND SHOP HOURS WELCOME  
OPENING HOURS: MONDAY TO FRIDAY 10AM TO 5PM  
SATURDAY 10AM TO 4PM



DATA DIRECT LTD.  
55 RUSSELL ROAD,  
WORTHINGHAM,  
WEST SUSSEX.  
BN11 5AR.  
☎ 09000 700004.  
ACCESS/VISA

# PHOTOFILE

AMIGA USERS?  
See your face on your Amiga!

Touchscreen facilities - you've got the graphics and you've got the paint programs but not the face together. Well, now's your chance to make your holiday snaps or your CD's moments with Deluxe Paint, Photo Paint, DigPaint. In fact, any paint program currently in use with the Amiga.

How? Simple - contact PhotoFile. We bring you a comprehensive postal digitising service of pocket money cards. Just send us your photos, pictures or illustrations, stating the resolution and format required and we'll convert them for display on your Amiga.

- Any image resolution or format - including half height and even HAM -
- Full conversion, PAL or NTSC.
- All photographs and pictures returned promptly and unharmed.
- Free slide show utility included with every order - Displays pictures in 3D-resolution.

Colour pictures £1.00 each, black and white £1.00, plus 50p postage and packing per order. Sorry but PhotoFile must insist on supplying the size (25.40 35.00) as a compensation against the virus. Do your scans with care and make cheque/PO's payable to PHOTOFILE.

ST environment under development - Please be patient!

PHOTOFILE,  
P.O. BOX 190, SUTTON,  
Nottingham NG2 4GG  
Telephone: (0602) 487007

We regret PhotoFile cannot accept responsibility for photographs and pictures lost or damaged in the post.

## NEW

	ST	Amiga
Double Dragon	£12.95	£14.25
Elite	£14.25	£14.25
300 Legions Gold Sea	£14.95	£14.95
F14 Falcon	£14.25	-
Esperanza	£13.95	£13.95
Heroes Of The Lance	£17.95	-
Nightwing	£12.95	£12.95
Cross Games	-	£14.25
Football	-	£14.25
Football 2	-	£14.25
Murder	-	£14.25
Sea Wolf	£14.95	£14.95
Ufo Standard Class 1	£8.95	-
Ufo Standard Class 2	£8.95	-

## COMPILATIONS

	ST	Amiga
Computer Hit	£14.95	£14.95
100 Days In 1	£14.25	£14.25
Stage Path	£14.95	£14.95
Super Hit	-	£14.25
Trail	£14.95	£14.95

## GAMES

	ST	Amiga
Alien Syndrome	£12.95	£14.25
Archie Fox	£12.95	£12.95
Backlash	£12.95	£12.95
Bahamont - Palace	£9.95	£12.95
Bahamont - Progress	£12.95	£14.25
Battle Isle	£12.25	£12.25
Battle Royale	£12.95	£12.95
Beep! Beep!	£12.95	£14.25

## GAMES

	ST	Amiga
Captain Blood	£14.95	£14.25
Champion Commander	£14.25	£14.25
Demolition 2000	£12.25	£12.25
Chuckie Egg	£14.95	£14.95
Compton	£14.95	£14.25
Conquest	£12.95	£12.95
D. Thompson One Shot	£12.95	£14.25
Defence Of The Crown	£14.95	£14.95
Duke No	£14.95	£14.95
Digger	£14.25	£14.25
Dungeon Master	£14.25	-
Empire Strike Force	£12.95	£12.95
Fish	£14.25	£14.25
Flight Sim 2	£24.50	£24.50
Football Manager 2	£12.95	£12.95
Footen	-	£12.25
Gardail	£12.95	£14.25
Gunfire 2	£14.25	-
Gold Of Britain	£14.25	£14.25
Golden W' Orleans	£14.25	-
Grumpy	£14.25	-
Heroes Of The Lance	-	£14.25
Hotline Attack	£14.25	£14.25
Knights	£14.25	£14.25
Kun Warriors	£9.95	£14.25
Kun	£24.95	£24.95
Kun Blade 2	£12.95	£12.95
Lancelot	£14.95	£14.95
Legend Of The Band	£14.95	£12.95
Leathrock	£12.95	£12.95
Legend Of The Band	£12.25	£12.25
Legend RAC Rally	£14.25	£14.25
Milano	£14.95	£12.95
Milano	£14.95	-
Rage Maniacs 20 Plus	£12.25	£12.25
Reluctants	£14.95	£14.95
Reluctants	£14.95	-

## GAMES

	ST	Amiga
Chatterbox	£14.25	£14.25
Chase	£14.95	£14.95
Champions	£12.95	£12.95
Chase Strategy	£12.95	£12.95
Pinball	£14.95	£14.95
Question Of Time	£12.95	-
Return Of The Jedi	£12.95	£12.95
Planet Ranger	-	£14.25
Stratagem	£14.25	£14.25
Stratagem	£12.25	£12.25
Stratagem	£14.25	£14.25
Strat	£14.95	£14.95
Speedball	£14.25	£14.25
Spitting Image	£12.95	£12.95
Stratagem 2	£14.25	£14.25
Terminator	£14.25	£14.25
Testicles	£12.25	£12.25
Thunderbolt	£14.95	£12.25
Time And Magic	£12.95	£12.95
Tycho-Cop (Planet-Cop)	£12.95	£12.95
Tycho-Cop (With Cart)	£14.25	£14.25
U.S.A.	£14.25	-
Woodcut	£9.95	£9.95
Wind	£14.95	£14.95
Wren	£14.25	£14.25

## UTILITIES

	ST	Amiga
Design Elite	£12.25	-
Photo Paint	-	£49.95
File Base (Disk)	£12.50	-
Data Mail Protocol	£49.95	-

\* Please Phone For Details

BYTEWARE Ltd  
2 Maritime Terrace  
SUNDERLAND  
SR1 3JT

(091) 514 4222

UP TO 45% OFF  
Advance Orders Taken  
Despatched On Release

Prices include P&P in UK,  
Overseas £2 per title for first two  
titles. £1 per title thereafter.  
Orders despatched within 24 hours.

## ORDER FORM

TITLE	PRICE

Please make Cheques/PO's  
payable to: BYTEWARE LTD.  
Remember to include name and  
address with order.



FUTURES

# NET WORKING

**In an ideal world every computer, printer and storage device in an office would be linked together (networked). Any device could transmit or receive information to and from any other device. RICHARD MONTEIRO discusses the current state of play and ponders the future of networks.**

**W**henever there's a body of computer users in a room, building, city or country who share information, storage facilities and expensive hardware, you're guaranteed to find some form of network in operation. A network is simply a fancy name for a communication link between two or more devices. These devices can be computers, printers, faxed desks, tape cleaners - indeed, anything that can receive and transmit data.

Networks are generally regarded as stuffy things for doing stuffy jobs - you know, tedious things. Like sending the end-of-day sales report to various offices in the building, dumping a file to a printer that's right down the other end of the building, transferring orders to various factories around the country, searching for information on a data storage device that may be in another country or even on a satellite orbiting Earth.

But there is a lighter side to networking: multi-player games. Imagine a maze game in which your opponents - represented on screen as graphic blobs - are controlled by intelligent human beings (what? Playing a maze game = full sitting, hundreds of mice, away behind a different make of computer).

Take a trip through the bewildering, but ultimately exciting, world of networking. *Next on:*

## Spreading the word

The most common network is a Local Area Network (LAN), and is designed to serve a local establishment such as a factory, school or office. No. 2 Future Publishing has several networks in operation; the largest being the one connecting together the layout, art's computers - more on this elsewhere.

LANs have different layouts. Depending on methods of data transmission and types of cable connecting computers and peripherals together, twisted-pair, coaxial and fibre-optic cables are the three usual data-carriers.

Twisted-pair wires, which are used in telephone networks and local exchanges, consist of a single pair with an earth return. The cable pairs are twisted to reduce 'crosstalk' with other wires. Coaxial cable has an outer shielded 'braid' which functions as a shield to reduce electrical interference and crosstalk. Optical fibre cable carries light pulses - and not electric current - which means it is unaffected by electromagnetic fields.

## Knock twice

Network topology is the granddaddy term for various types of network layout. There are three main types: ring, star and bus.

A ring network is formed by a continuous ring (hence, several of words - devices - each linked to the

next in line). Each device - which can be a workstation, terminal or printer - has a unique identification address. Messages are passed from one node to the next until the messages reach the required destination. Tokens - labelled packets which can have data read from or written to them - constantly whizz round the ring, which is why this setup is often called a token-passing ring. As tokens could be carrying data from any node to any other, it is essential that devices in a ring constantly check their sending data-carriers.

To ensure that signals sent from the transmitting machine have been correctly received by the specified machine, the transmitting wire checks the token after it has completed its circuit. The disadvantage of

## GLOBAL COMMUNICATION

Whereas a local area network serves the requirements of an organisation for interdepartmental communication, a wide area network serves a wide geographic area and may encompass a country or even the entire world. WANs usually employ packet switching techniques. Packet switching is a method of collecting data in a block and sending it to a local packet exchange, from where the block is transmitted to its destination exchange.



## NETWORKS FOR THE ST

At the moment you can choose from three Atari Network from Novell and PowerNet and PowerNet Plus from Software Point.

The extraordinarily cheap Atari Network follows the ring topology and can have 124 nodes. There's time restriction as to what can be installed on the network. The system lets you access and alter data on other machines - meaning the other machines give you authority to access almost with their files. Devices can be installed together at a cost of \$150 per item. There's also a one licence of \$100 for the software.

One thing to be wary of, the file server can't be Atari ST, A PC or an Amiga will do. All the gory details from Novell, 25 Greenwold, Waterhouse, Cambridge, 020 8591 0000 002010.

Two networking systems are available from Software Point, with a third awaiting completion. PowerNet is the more basic and is simply a printer sharing system. Nets is transferred via the RS232 or 9600 bits per

second. Cost per user is £250. PowerNet Plus has data around the bus network at 18000 per second. It can naturally accept 12,000 users. Price per user is £400. PowerNet Plus networking network will work using Ethernet connections. It will operate at 2000000 per second and will cost a staggering £850 per node. Software Point are at 10 Hill Road, North Park, Liverpool, 017 209 9500 194 5600.

Details concerning Connect.computer to March 1989, 0017, as it's predominantly being called, will surface as a fast 8000 to 8000 per second ring network. According to Peter Bradford, Connect's education sales manager, the system doesn't appear to have any limit to the number of users, should cope with most devices and will let you alter information held on another machine. Price hasn't been finalized, but it's likely to be near £1200.

ring networks is that if there's a break in the ring the whole network goes down. Most networks in the UK are ring-based, due to the development of the Cambridge Ring at Cambridge University in the late 30s. Of course, any network worth its tokens will have one or more backup-circuits.

### Star performer

A star network has a central controller at the server - usually a computer controlling a storage device - to which all nodes are connected. Data is transferred to specific nodes when requests for information come in. This type of network is used in time sharing systems where the central controller is a host computer to which all terminals are connected via modems, multiplexers and telephone lines. If the main is in the middle (hence star) then again the whole network often has to function.

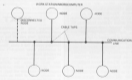
A bus network is a communication line or channel to which various workstations and other peripherals are attached. Any device can be added or removed without affecting the system. Each device has a specific address and messages are sent along the line until the communication reaches the specified device. The advantage of bus networks is that if one or more devices fail, the network continues to operate.

Bank Rover's Ethernet is a typical bus network; it uses a system known as CSMA/CD - Carrier Sense Multiple Access with Collision Detect. The bus can't use it to write short-circuits. The system listens to the carrier wave to



Star network.

■ A star network centres around one powerful/made computer.



Bus network.

■ A bus network doesn't need a central controller.

## SPEAK TO ME

Consider the speed at which you can communicate over phone lines using a modem - 24,000 bits per second. At the highest speed that's 200 characters a second (just over a quarter of a B per second). There's no way you could run a network successfully using such low speeds, though you're not 10 or more users all wanting to update a sales ledger; the file has to be loaded into the user's terminal, altered and then sent back. Say the file is 100K; it would mean waiting just under half an hour for the file to arrive. Thankfully the average network traffic data at the rate of four million bits per second (4000000 per second) means you are pushing speed limits up, and it is expected that the transfer rate of 100-million bits per second will soon be reached.

## PLAYING ALL OVER THE WORLD

Some players in the states have, for some time, been treated to the ultimate in interactive, real-time, multi-user games - Air Warrior. The game was created by the Kansas Corporation of Wichita for General Electric's sales seminar Mink. Subscribers to Mink can log onto the system from anywhere in the States and fight each other over the skies of three full-time continents.

Players can club together to form squadrons, team together to crew bombers or fly on their own. It is possible to communicate with members in briefing rooms or exchange 'radio' messages using airwaves. The system uses a unique processing power, and can cope with 1.60 players.

Commercial multi-user games like Mink and Shades can only give you a zone-month using description text. Air Warrior gives you full animated 3D graphics and sound that you'll expect from a normal game. Mink and Shades can be played using standard console software. Your computer just sends your data to the host - the rest or maintenance looks after the

game at the other end of the line - and displays any messages sent from the host, as far as your computer is concerned the best flying back and forth could be anything.

Air Warrior takes a different approach. It is a program that employs the separate operations of a console package and a fully-blown flight simulator. The program creates the graphics you see on screen just the ordinary games; the information on the behaviour of other planes - that is, other players - is relayed via the host. The program also sends out information to the host about your position.

Not only can all computer owners can enjoy Air Warrior because the controlling software isn't available for all types of mainframes, you're pleased to know that ST and Amiga versions are available. In next time you're over in the States, you'll know who to call - and it isn't Shakespeare.

## NETWORKS FOR THE AMIGA

Consideration from Comdex Systems (where else?) seems to be the choice of many large organizations. Several cities dotted around the country and Super Gas (suppliers of licensed fuel) use Comdex's networking software and modified node hardware. The ring network usually consists of several 48600s and various printers. In practice the ring can accept around 150 nodes.

Although Comdex is relatively slow, only transferring data at roughly 0.5Mbits per second, it can expand into a wide area network. This is possible because the sys-

tem is connected together via the serial interface — and you know how easy it is to fit a modem to the serial port.

The hardware kits are available from Hercules (0635 862175), and cost £200 for the 4800 and £1000 versions and £500 for the 48000 version. Network software from Comdex (0953 77677), costs £180.

The Amiga Centre (located in distributing an Ethernet kit for 42800 machines. It's expensive though, coming in at £750-800 per node. Details on 020-857 4292.

detect if other terminals are transmitting data.

All terminals on the network can do this at any time because of the multiple-access nature of the system. If two terminals listen simultaneously and detect no transmissions, they may both transmit data at the same moment. Both transmissions will then collide, but both terminals will detect the situation, and both will wait a random time before retransmitting the data. Clever stuff.

### Network 4000

Greater data transfer rates will be the next thing in store for networks. fibre-optic cable has opened so great possibilities: not only is the data free from electromagnetic disturbance but it also moves at incredible speed. The data bottleneck isn't with the cable type though, but with the hardware transmitting or receiving it. Advances must therefore be made at computers, before any appreciable speed increases can be gained in a network. Already there are networks at a 100 Mbits per second network — that's almost 10 times faster than the current fastest Link forward in the City that data can be sent and received at the speed of light.

Network administration is also necessary. Currently there are over 50 proprietary networks including Novell, Ethernet, Decnet, PCNet... And they all have different topologies, transfer speeds, connectors and so on. It is an ideal world, every computer, printer and other I/O device would have the same network port — call it Universal if you like. Similarly the soft-



■ Air Warrior on the Apple Mac. The planes you see from within your cockpit looking to other players that have logged on. You can blow other players out of the sky or defend them and take on larger forces.

ware for identical would be available for every machine. The result: transparency. Any computer in an office could speak or visit any other computer, storage device or printer.

Imagine also if the processing power of old machines in a network could be tapped by active computers. Transparents are based on this idea. But that's another story...

## FUTURE NETWORKS

The art departments computers, laser printers and Laserfax. If you read last month's Future, you'll know all about these devices. Here at Future Publishing are looking forward using an AppleLink network. Although AppleLink can be used for communicating with other networks and sharing expensive hardware, it doesn't let you access files stored on other machines. The sharing is obviously desirable, but unfortunately AppleLink is not able. The box network's transparency data at roughly 18.5K a second, two pages of RT Amiga Format text and graphics take consumes 200K or more. Consequently Future Publishing's articles only use the network for greater sharing.

## NEXT IN LINE

The current crop of computers aren't provided with any easy means of networking. Sure you can buy an interface and some proprietary operating system, but it costs. Many of tomorrow's super computers will be totally networked.

One you might consider is 'Steve Jobs' MacXT machines. The 2MBit 68000 (plus 68880 maths co-processor based computer will have, in its prototype, 8 Mb of RAM as standard, SCSI interface, real-time 3.5" optical disk drive, real-time) capable of 250 Mb of storage, SuperPaint-like (what you see is what you mean) real-time graphics system, window-based text operating system, DSP48001 digital signal processing chip offering 60-quality 44.1 kHz 16-bit stereo sampling, and the Ethernet port.

The standard Ethernet port means the MacXT machines can talk to already existing (other PCs, small locally-placed terminals, etc), that kind of thing — it). The 687100 Ethernet transceiver chip drives the port at 10 Mbits per second. Don't hold your breath for the baby though, to start with it will only be used to education of establishments, will cost around £8000 and its other capabilities will be slow.

Also's multi-tasking, multi-user, 68000-based machine — which didn't

make an appearance at Comdex as first expected — is still undergoing development in the States. Along with heavy graphics capabilities, 4 Mb of memory and (ain't it, an Ethernet port will be included).

What about another Commodore had any plans for a network system for their new 68000-based line based, a programme effort? I don't know of any work going on in that direction, but that doesn't mean nothing going on. Send us Commodore.

The new release of Workbench includes limited multi-user support in the form of a new device handler called MUX. By connecting a dumb RSCS terminal to the serial port of the Amiga, it is possible to run text-based programs on the terminal while the Amiga continues to run other tasks. The Amiga sends the extra terminal as a single CUI task and support to the terminal will therefore only appear as text. While this may seem of little use to most people, those who will find it invaluable are programmers. Already Amiga developers can connect the terminal as a debugging tool — the Amiga computer is built in debugger called MUX-Work which, once activated, feeds debugging information to the serial port even when a program has crashed mysteriously.



■ A PC network kit — just plug in the extra hardware and get talking!

Always

Reasonable

Reliable

And

No Fuss

COMPUTERS

IBM PC/XT/AT... HP LaserJet... Epson... Dell... Various computer models and prices listed.

GAMES

Matrix... Monitors... Disk Drives... Del-Mark Printers... MUSIC... Various game titles and hardware prices.

PRINTERS

Ami! ST Books... JAMES BOOKS... Various printer models and prices.

ARRAN

ARRAN

ARRAN

ARRAN

GAMES

Table listing various game titles and their prices, including titles like 'The Lord of the Rings' and 'Duke'. Includes a 'GAMES' column and a 'PRICE' column.

BUSINESS SOFTWARE

Table listing various business software titles and their prices, categorized into sub-sections like 'ACCOUNTS', 'CALCULATORS', 'FINANCIAL', 'MAILING', 'PERSONAL', 'TIME MANAGEMENT', and 'WORD PROCESSING'.

FOR COMPREHENSIVE LIST INCLUDING... Please phone us with regular updates. Please phone us with regular updates.

ARRAN COMPUTERS
31, Branksome Rd
Heaton Norris
Stockport, SK4 2AG
061 - 442 0640

Please send cheque/PO... Mail Order Only



# PUBLISH AND BE SCANNED

What's the easiest way to get a picture onto your screen? Digitise it, of course. But you don't need to mess about with video cameras and studio lights - Cameron's new Handy Scanners provide instant graphics for the ST and Amiga. And you can read text from the printed page, too! **BEN TAYLOR** scans the facts.

## COLOUR BLIND

Although the scanners will scan in black and white images, you can scan colour images too. The software, of course, is still converted into shades of grey, so you'll have to work in the colours by hand later. The scanner seems unable to distinguish between red and white, and between blue and black, so pictures with mixtures of these colours don't scan very well.

## THE CAMERON HANDY SCANNER RANGE

All these STs ■ All Amigas  
1 MB recommended for text  
recognition

Type 3 Handy Scanner ■  
£229.95

Type 5 or 4 Handy Scanner ■  
£244.95

A4 Flatbed scanner ■  
£279.95

All prices include VAT,  
scanning and text  
recognition software  
Cameron UK Ltd, 108 New  
Bond St., London W1T 9AA  
(01-499 9193)

Low cost digitising has taken off in a big way in the PC world, with hand-held scanners providing a cheap and simple way to get artwork into the machine. Desktop Publishing, print packages and even word processing have all been revolutionised. The ST and Amiga, though,

have been lamentably under-served in this respect - until now. Cameron's Handy Scanner range allows you to digitise pictures and read text, quickly, simply and without a video camera.

The scanner is a palm-sized box about 10 by 8 by 3 centimetres. A variable length lead (about two metres) plugs into an interface box taking the signal to the computer. On the ST, the interface attaches to the cartridge port, and an external transformer provides the power. On an



review models, the power supply unit was supplied incrementally, mounted into a three-pin European plug, so you'll need a charging socket adapter to connect to a standard 3-pin plug.

On the Amiga, the interface attaches to the maximum edge connector. The Amiga provides a power supply through this port, so no extra transformer is needed. If you have an A2000, you'll have to take the scanner and your machine apart to get at the relevant slot, but it isn't too difficult.

There are two models of scanner at the moment - Type 2 and Type 3. Both each at 200 dots per inch resolution, but the Type 2 only recognises black or white while the Type 3 can cope with 16 shades of grey, making it much more suitable for scanning photographs. A Type 4 boasting 400 dpi resolution is promised for early in the New Year. Also available in the Canon range is the 'Personal scanner' - a failed scanner for complete A4 pages, but we haven't been able to test this with the AT or Amiga.

#### Grab that picture!

Only one thing remains before getting down to business - installing the software. Canon sell their products in Germany, France and England, and

## HOW IT WORKS

The Handy Scanners are scanning like a camera. A row of red light emitting diodes (leds) shine downwards into the image under scrutiny. The light is reflected back and gathered by a lens and light sensitive cell and the appropriate pixel codes are transmitted to the computer.

The clever part is that you don't have to be particularly careful to move the scanner at a constant speed & roller underneath the scanner, in contact with the surface being scanned, rotates as you drag the unit along. The processor within the scanner records the position and works out how many pixels worth you have scanned. Whether you move at a snail's pace or very fast it'll give you a reasonable scan.

As you have to install the program to give you menus and messages in the correct language, on the ST you just click on ENG,FR,PGC the first time you use the scanner, but on the Amiga the installation process is difficult. You have to copy your Workbench data then run a program from the CD which needs plenty of disk swaps if you don't have two drives. The manual's instructions are sparse, so well as being pretty badly translated from German.

Once you've set everything up, scanning an image is completely straightforward. Just turn your original in on a flat

The K2000 is an unnamed workstation for the power user. Aimed at the growing niche market of video professionals, it is based on the standard Amiga 2000, but includes extra hardware to satisfy the demands of processor-intensive graphics and animation programs.

The heart of the 2500 is a card with a 14 MHz Motorola 68020 microprocessor. A 68881 maths coprocessor comes as standard, with 2Mb of fast 32-bit RAM and a 40Mb hard disk. Workbench 1.3 is all in the deal.



Job: Picture Book Text File Extra

Ready-to-asterisk 65.0



Cartoons and other the drawings scan well, even with the Type 2 scanner - original above, and scan below. The outer edges of the screen show the menu of Handy Pictures, the paid package software.

bed surface, place the scanner over the start of the area and sweep it smoothly downwards. There's a control control to get the best results from a particular image - trial and error is the key.

What does 200 dots per inch resolution look like in practice? The Handy Scanners are 64 millimetres wide, which is 2.5 inches, thus making 500 pixels/worth. Screens are usually 400 pixels vertically, and doing some reverse mathematics it this means that you get a 2 inch 90mm image length. You can therefore get a scan area of 64mm by 50mm - but at that top, although you can build up scanned strips into a composite image with the supplied art package - more later.

The magnification factor is disappointing at first - 500 pixels on screen take up about 8 inches, com-

pared to 2.5 on paper, so things appear three times bigger than life.

## SHADES OF GREY

If you've got a black and white monitor, you may be wondering how a scanner can produce 16 shades of grey on a 6.5 inch or 8.5 inch screen if you scan a piece of white or black paper.

The Type 2 scanner is a simple mono cell, working at 200 dots per inch. Each of these dots has to be either black or white, which is fine if you are scanning something like an etching or a cartoon. However, photographs are not black or white - they are made up of a continuous range of grey shades. When you scan a photo with a Type 2 scanner, the cell takes all pixels lighter than a certain shade as white, and darker ones as black. This gives a very unappealing effect.

The Type 3 scanner tackles the problem by measuring every pixel and assigning it one of 16 grey shades. Since ST and Amiga screens don't normally support grey shades, the scanner does a subtle averaging operation and converts the grey shades into a block of 4 by 4 pixels which it sends to the screen. 8 times 4 is 32, of course, the same as the number of grey shades, and thus the ST's or Amiga's screen can simulate the different shades of grey, giving a much better resolution of photos.



■ An original photo of a keyboard



■ Scanned in two-line mode



■ 18-gray scale mode (1)



■ 18-gray scale mode (2)



■ 18-gray scale mode (3)

■ The Canonian Type 3 scanner works in four modes - a black-and-white scan and three varieties of 18-gray scale scans. The first option is best for cartoons and line drawings; the last three are better for photos - the one you use depends on the photo.

### Building up

The main scanning software on both ST and Amiga is a painting program, Handy Painter. This only runs on mono-screened STs, although any Amiga will support it.

If all you want is a single sweep scan - 64x500ms - then life is simplicity. Select "Scan" from the menu, do the business, and when you're happy with the result save it to disk. If you want to scan a bigger picture, you'll have to scan it in strips and piece them together by hand. Luckily Handy Painter provides the tools.

There are seven buffers, or painting areas. Each buffer can be any size you like, memory permitting, so you aren't restricted to screen-size scans. A conventional set of cut-and-paste functions let you move data between buffers. So, armed with this knowledge, your task is as follows:

■ Work out how many pixels your total scan will take up - for instance, a 113 by 8 photo would need 2000 by 1500 pixels at 250 dpi - and set up one of the buffers to be slightly larger than this.

■ Make your first scan and copy the scanned image to the large buffer you just created.

■ Make another scan just overlapping the first, and copy it to another part of the buffer.

■ Using a magnified screen, find two exactly corresponding points on the two scans.

■ By looking at the coordinates displayed, work out the difference in pixels between the two positions, then move the second block so that it exactly matches up with the first.

Repeat this as many times as it takes to build up the entire image. You need to make absolutely sure each scan is exactly parallel to the last or you won't get a proper match.

There are no "preview" commands to show the complete image as you assemble it, so with images larger than the screen you're working blind.

Once you've got the best image you can, you may need to shrink it down to fit on a single screen, ie, 640 by 400 pixels, particularly if you want to export it for use with other

programs. On the ST, a utility to convert Handy Painter files to Degas format is provided - Degas can't handle images bigger than one screen.

If you've have gathered, it is hard work to build up a good image of a large scanned area, but the results can be excellent.

## READING TEXT

But wait - scanning pictures off a page to store them in your ZIP package isn't all the Handy scanners can do. What makes them unique, certainly in budget scanning systems, is the ability to recognise text from a mass of graphics. In other words, you can feed it a page of writing, and after a bit of thought it will tell you what the words are. Just think of the potential advantages - if you've got a cupboardful of old archives, you could transfer them into computer disk and get them into your word processor.

On the system we reviewed, the Handy Reader software was only running on the Amiga, although Canon said the ST version should be available by the time you read this. IBM- or IBM-compatible when using Handy Reader.

The first stage is to scan your text page into memory. You need use a Type 2 scanner, or a Type 3 switched to two grey scale mode because you need definite black-off status for the pixels, so only-woolly greyness.

Because the scanner width is only 64mm, you have two scanning options: vertical or horizontal. If you are reading magazine or newspaper columns they may be narrow enough to fit in one sweep, so just scan straight down the page. With a magazine of memory you'll be able to scan a column up to 400ms deep.

However, an A4 page is 210 mm across, wider than the 64mm scan head. The solution for a typical typescript is to put the scanner sideways on the page and sweep it left to right - once you've gone the full width the

## WHAT OCR IS

In case the difficulty of Optical Character Recognition - reading text off a page - hasn't yet struck you, here's the problem. Since you've scanned a particular bit of text, you can display it on screen. Now it may happen that what you printed was a message saying, "Lamas like honey", but to the computer all you've got is a pattern of pixels. It has no idea what the juxtaposition of one pixel here and another there means when perceived by the human eye.

So, what the computer has to do is take a scanned image and work out what it says. The first thing it does is try to isolate each letter in turn - working across the page it looks for blocks of black pixels on a white background, and labels that to be a letter. It follows that text you can input and be printed up at all, and the printed letters need to be of a high enough quality that they are unambiguous.

Once a letter has been found, it is compared with the first data used a match is found.

OCR software lives and dies by how well it can cope with subtle variations in typewriting, and how well it copes with variations in scanning quality.



# CUT PRICE SOFTWARE Ltd.

FREE PRICE VOUCHER  
WITH EVERY GAME  
ORDERED

All products Amiga & 50 unless stated otherwise  
Amiga-Amiga Only / ST/ST Only

FREE PRICE VOUCHER  
WITH EVERY GAME  
ORDERED

## GAMES

	RRP	CUR
King Of Chicago (AC)	28.00	19.99
Defender of the Crown	28.00	19.99
Street (AC)	28.00	19.99
S.T.C.	28.00	19.99
Barbarian	24.00	15.95
Terrapods	24.00	15.95
Outblaster	24.00	15.95
P.A. 18 Interceptor (AC)	24.00	15.95
Jet (Outrage) (AC)	20.00	20.00
Balance of Power	24.00	15.95
Ballistics (Platoon)	19.00	13.95
Three Stooges (AC)	20.00	15.95
Sky Chase	24.00	15.95
Grand Slam Tennis (AC)	24.00	15.95
Platoon	24.00	15.95
E.C.O.	24.00	15.95
Quadrant	24.00	15.95
Nuclear Ranger (AC)	24.00	15.95
Rolling Thunder	24.00	15.95
Fabricator of Feeders	20.00	20.00
Shadowgate	24.00	15.95
Empire Strikes Back	24.00	15.95
Wile (Spart)	24.00	15.95
Biker	24.00	15.95
Black Tiger	24.00	15.95
Football Manager II	19.99	12.99
Fight Simulator II	45.00	25.00
Turbo	19.99	12.95
Art of Chess	24.00	15.95
Blomster (AC)	24.00	15.95
Cops Academy (AC)	24.00	15.95
Punkies	19.95	12.95
Top Poker II	14.95	10.95
Tank	19.95	13.95
Oliver Thompson (ST)	19.95	13.95
Whirl	24.00	15.95
Street Fighter	24.00	15.95
Galaxy (ST)	19.99	13.99
Surgeon Master (ST)	24.00	15.95
Magician II	24.00	15.95
Never Mind	19.95	13.95
Buggy (ST)	19.95	12.95
Buggy (AC)	24.00	15.95
Manilla Man	24.00	15.95
Warrior	24.00	15.95
Two Good Men	19.99	13.99
Enter Dead Than Man	19.95	13.95
From Boardley Soccer	19.95	12.95
Survival (ST)	19.95	13.95
Warrior	19.95	13.95
Car Race Air Rally	24.00	15.95
Virus	24.00	15.95
Captain Steel (ST)	24.00	15.95
Carrier Command (ST)	24.00	15.95
Sky Blaster	19.99	13.99
U.M. Simulator (ST)	24.00	15.95
Star Trek (ST)	19.99	13.99
Wien Syndrome (ST)	19.99	12.99
Crystal Hammer	19.95	13.95
Sunship (ST)	24.00	15.95
For Star	19.95	13.95
Hologram Paper	19.95	13.95
1911 A.C.	20.00	15.00

## GAMES

	RRP	CUR
Bad Cat	24.00	15.95
Moraco (AC)	19.95	13.95
Silent Service	24.00	15.95
Butch Bottle	24.00	15.95
Mononey	24.00	15.95
Fixed Title (2000)	24.00	15.95
Barbarian II (ST)	24.00	15.95
Off Beat Warriors (AC)	24.00	15.95
Phantasia II	24.00	15.95
Thunder Boy	14.00	10.95
Agnithin (AC)	20.00	15.95

## BUSINESS PRODUCTS

	RRP	CUR
Superbase Personal	99.95	54.95
Superbase Professional	249.95	100.00
Wordperfect	209.95	140.00
Logistica	114.95	75.00
VIP Professional	229.95	149.99
Accounter	99.95	49.95
Amiga File	99.95	49.95
Latex-D (AC)	199.95	100.00
Pascal	99.95	59.00
Latex-D (SP)	99.95	59.00
Home Accounts (AC)	79.95	39.00
Home Accounts (ST)	24.99	19.00
Animator (AC)	57.95	39.00
Animator 3D (AC)	129.95	99.00
Protext (ST)	79.95	49.95
Video Title	119.40	99.00
Digital (ST)	99.95	29.00
Script (S)	99.00	79.00
Emax Plus	199.95	149.00
CPA Basic (ST)	49.95	49.95
Auto Master	49.00	29.00
8-Spread II	79.95	49.95
8-Data	49.95	34.95
8-Data	49.95	34.95
8-Base	49.95	34.95
8-Gadget	29.95	19.95
8-Tax	19.95	14.95
8-Comm II	49.95	24.95
The works I	149.95	119.95
GFA Craft Plus (ST)	100.00	90.00
Write & File	99.95	49.95
STOS (ST)	99.99	19.99

## ADVENTURES

	RRP	CUR
Jester	24.00	15.95
Quest of Thieves	24.00	15.95
Minotaur	24.00	15.95
Star ST Adventure Creator	39.95	24.95
Compass	24.00	15.95
Uncharted	20.00	15.95
Clivio-Quest	20.00	15.95
High Heels Guide	20.00	15.95
Leather Goddess	20.00	15.95
Lancelot	19.95	15.00
Station Fall	20.00	15.00
Phantasia II	24.00	15.00
Time + Magic	19.99	15.00
Legend of the Sword	20.00	15.00

## HOW TO ORDER:

All Prices Include VAT  
Game Products Postage Free.  
(U.K. Mainland Only)

Overseas Orders Add £1.00  
Per Disk Airmail Add £2.00

Per Disk Cheques / P. Order  
(Sterling Only Please)

Made Payable to:

CUT PRICE SOFTWARE LTD  
17 STAPLE TYE,  
HARLOW, ESSEX.  
CM18 7LX



Visa & Access  
Orders Welcome  
(24 hour Answerphone)  
(0278) 24433/31956

Securicor Delivery £6.95  
Record Delivery £2.50

Please Send S.A.E. Full range  
of Business Software Available  
on ST & Amiga


FREE DAY TRIP TO FRANCE... FREE WEEKEND BREAKS... COLLECT VOUCHERS FOR... FREE DISCS... FREE GAMES



software rotates the image, as though you had scanned a column 210 mm across but 640 mm deep.

Once the page has been digitized, you can choose an area of the image and ask the program to recognize it — take it from a graphic screen into an editable text file.

How well text is recognized depends a lot on the font used — the body text of this magazine is in a font called "News Gothic", which is quite different from the typewriter-style "Courier" font. Handy Reader comes preset to recognize Helvetica, TimesRoman, Bookline, Typewriter and Digis fonts. You pick the one closest to the style of your document and load the font into memory before starting the recognition program going. Unfortunately, the manual doesn't show you samples of all the fonts it knows, but choosing the right one is critical for good results. Typewriter is best for typed documents, "TimesRoman" for book pages... try them and see which works best.



The text recognition screen for Handy Reader. The scanned image is in the top half, and the result of the attempted text appears below.

The text recognition screen for Handy Reader. The scanned image is in the top half, and the result of the attempted text appears below.

from the menu, and the late the recognition process by connecting each suspect letter in a page of the target typeface. The program goes

back to scan an entire page in strips — probably five per A4 sheet — and save them as files on disk. They will probably be called SCAN001 to SCAN005. You can then choose the Load and Recognize option which automatically loads each strip, extracts the text from it, loads the next one, appends the text, and finally saves the complete text to disk. All this happens while you are off having a good time.

#### The other limits

So, in the final analysis, how effective are the Handy Scanners at doing their job?

Text recognition is a nice idea, and for a relatively cheap package such systems can run to tens of thousands of pounds is very impressive. However, the Handy Scanner with a fee small to be useful. Once trained, the software is quite effective — if you were to invest in an A4 flatbed scanner and hard disk you would get a genuinely useful system.

As to general image scanning, without doubt you should go for a scanner with preview support — our review Type 3 model will have been upgraded to the higher resolution Type 4 by the time you read this. The extra flexibility of scanning photographs is well worth it. The contrast controls on the scanners are very sensitive, and you'll be able to get near-perfect images out of a cartoon or simple line drawing using either mode. The maximum 640mm scan width is small, and it's a pity that there aren't simpler commands for putting several scans together into a larger whole — it's a deal with the primitive editing provided, and the manual isn't very good.

Overall, a Handy Scanner definitely offers a cost-effective and profitable way of ingesting graphics or text into your PC or things.

## IN-FRIMING

When you make a scanned image — particularly if it is a shaded grey scale image — you tend to get noise patterns (you know them) if the scan factor is not an exact fraction, say 25%, 50% or 75%. Handy Reader offers a nice feature called Pattern Scan which recognizes the grey scales in a picture to smooth it out within its new dimensions.



The black Type 3 Handy Scanner, and beige Type 2

#### Look and learn

Your first attempt at OCR is likely to be fairly dismal, with maybe only one character in two being correctly recognized. This is because the input fonts probably don't quite match the one you are reading — what you have to do is train Handy Reader your own custom typeface.

Starting from the chosen of the built-in fonts, you select "Back-I"

through the scanned image being each letter, makes a guess as to what it is and asks you for confirmation. If it has guessed wrong you can correct it, then the next time it encounters that shape of letter it will know it is a B not an S, for instance.

After about a page of 64 text, which takes about an hour to go through by hand, you can save your newly customized font recognition data. The program should give a much better recognition rate after training — Cameron claim up to 90% accuracy, but you'll be lucky to get over 80% in practice. The recognized ASCII text can be translated using an adult word-editor, and then saved to disk for bulk word processing. Recognition rates run at around 30 characters per second.

#### Full page make-up

With A4 Pages being 210 mm wide, you will typically only be able to scan a small 210 mm strip at a time. This small strip won't contain much text, so Cameron have provided a kind of half-processor to speed things up.

Scanned areas of text can be saved to disk in image form, so the

## for

- Compact and simple to use
- Unique OCR software cuts typing out
- 3 types of grey scale for photos
- Can assemble images larger than screen size

## against

- OCR software needs hard work for best results
- Small scan area
- Manual and installation hard work

#### Features

0 1 2 3 4

#### performance

0 1 2 3 4

#### cost of use

0 1 2 3 4

#### reliability

0 1 2 3 4

#### format value

0 1 2 3 4



# SOFTSELLERS



12 SANDPIPER CLOSE, LONGRIDGE PARK, COLCHESTER, ESSEX. CO4 3GE

36a Osborne St,  
Colchester,  
Essex.  
(RETAIL)



We will match any software price advertised by another company providing the advert is a current issue and not a special offer. Please state the magazine and company concerned.



5a Dage Head St,  
Newch,  
Sutton,  
(RETAIL)

24hr MAIL ORDER PURCHASE LINE (0206) Express (0206) 963193

## ATARI ST

Atari	£20.00
Atari 1040	£20.00
Atari 1040C	£20.00
Atari 1040S	£20.00
Atari 1050	£20.00
Atari 1050C	£20.00
Atari 1050S	£20.00
Atari 1060	£20.00
Atari 1060C	£20.00
Atari 1060S	£20.00
Atari 1080	£20.00
Atari 1080C	£20.00
Atari 1080S	£20.00
Atari 1100	£20.00
Atari 1100C	£20.00
Atari 1100S	£20.00
Atari 1200	£20.00
Atari 1200C	£20.00
Atari 1200S	£20.00
Atari 1300	£20.00
Atari 1300C	£20.00
Atari 1300S	£20.00
Atari 1400	£20.00
Atari 1400C	£20.00
Atari 1400S	£20.00
Atari 1500	£20.00
Atari 1500C	£20.00
Atari 1500S	£20.00
Atari 1600	£20.00
Atari 1600C	£20.00
Atari 1600S	£20.00
Atari 1700	£20.00
Atari 1700C	£20.00
Atari 1700S	£20.00
Atari 1800	£20.00
Atari 1800C	£20.00
Atari 1800S	£20.00
Atari 1900	£20.00
Atari 1900C	£20.00
Atari 1900S	£20.00
Atari 2000	£20.00
Atari 2000C	£20.00
Atari 2000S	£20.00
Atari 2100	£20.00
Atari 2100C	£20.00
Atari 2100S	£20.00
Atari 2200	£20.00
Atari 2200C	£20.00
Atari 2200S	£20.00
Atari 2300	£20.00
Atari 2300C	£20.00
Atari 2300S	£20.00
Atari 2400	£20.00
Atari 2400C	£20.00
Atari 2400S	£20.00
Atari 2500	£20.00
Atari 2500C	£20.00
Atari 2500S	£20.00
Atari 2600	£20.00
Atari 2600C	£20.00
Atari 2600S	£20.00
Atari 2700	£20.00
Atari 2700C	£20.00
Atari 2700S	£20.00
Atari 2800	£20.00
Atari 2800C	£20.00
Atari 2800S	£20.00
Atari 2900	£20.00
Atari 2900C	£20.00
Atari 2900S	£20.00
Atari 3000	£20.00
Atari 3000C	£20.00
Atari 3000S	£20.00
Atari 3100	£20.00
Atari 3100C	£20.00
Atari 3100S	£20.00
Atari 3200	£20.00
Atari 3200C	£20.00
Atari 3200S	£20.00
Atari 3300	£20.00
Atari 3300C	£20.00
Atari 3300S	£20.00
Atari 3400	£20.00
Atari 3400C	£20.00
Atari 3400S	£20.00
Atari 3500	£20.00
Atari 3500C	£20.00
Atari 3500S	£20.00
Atari 3600	£20.00
Atari 3600C	£20.00
Atari 3600S	£20.00
Atari 3700	£20.00
Atari 3700C	£20.00
Atari 3700S	£20.00
Atari 3800	£20.00
Atari 3800C	£20.00
Atari 3800S	£20.00
Atari 3900	£20.00
Atari 3900C	£20.00
Atari 3900S	£20.00
Atari 4000	£20.00
Atari 4000C	£20.00
Atari 4000S	£20.00
Atari 4100	£20.00
Atari 4100C	£20.00
Atari 4100S	£20.00
Atari 4200	£20.00
Atari 4200C	£20.00
Atari 4200S	£20.00
Atari 4300	£20.00
Atari 4300C	£20.00
Atari 4300S	£20.00
Atari 4400	£20.00
Atari 4400C	£20.00
Atari 4400S	£20.00
Atari 4500	£20.00
Atari 4500C	£20.00
Atari 4500S	£20.00
Atari 4600	£20.00
Atari 4600C	£20.00
Atari 4600S	£20.00
Atari 4700	£20.00
Atari 4700C	£20.00
Atari 4700S	£20.00
Atari 4800	£20.00
Atari 4800C	£20.00
Atari 4800S	£20.00
Atari 4900	£20.00
Atari 4900C	£20.00
Atari 4900S	£20.00
Atari 5000	£20.00
Atari 5000C	£20.00
Atari 5000S	£20.00
Atari 5100	£20.00
Atari 5100C	£20.00
Atari 5100S	£20.00
Atari 5200	£20.00
Atari 5200C	£20.00
Atari 5200S	£20.00
Atari 5300	£20.00
Atari 5300C	£20.00
Atari 5300S	£20.00
Atari 5400	£20.00
Atari 5400C	£20.00
Atari 5400S	£20.00
Atari 5500	£20.00
Atari 5500C	£20.00
Atari 5500S	£20.00
Atari 5600	£20.00
Atari 5600C	£20.00
Atari 5600S	£20.00
Atari 5700	£20.00
Atari 5700C	£20.00
Atari 5700S	£20.00
Atari 5800	£20.00
Atari 5800C	£20.00
Atari 5800S	£20.00
Atari 5900	£20.00
Atari 5900C	£20.00
Atari 5900S	£20.00
Atari 6000	£20.00
Atari 6000C	£20.00
Atari 6000S	£20.00
Atari 6100	£20.00
Atari 6100C	£20.00
Atari 6100S	£20.00
Atari 6200	£20.00
Atari 6200C	£20.00
Atari 6200S	£20.00
Atari 6300	£20.00
Atari 6300C	£20.00
Atari 6300S	£20.00
Atari 6400	£20.00
Atari 6400C	£20.00
Atari 6400S	£20.00
Atari 6500	£20.00
Atari 6500C	£20.00
Atari 6500S	£20.00
Atari 6600	£20.00
Atari 6600C	£20.00
Atari 6600S	£20.00
Atari 6700	£20.00
Atari 6700C	£20.00
Atari 6700S	£20.00
Atari 6800	£20.00
Atari 6800C	£20.00
Atari 6800S	£20.00
Atari 6900	£20.00
Atari 6900C	£20.00
Atari 6900S	£20.00
Atari 7000	£20.00
Atari 7000C	£20.00
Atari 7000S	£20.00
Atari 7100	£20.00
Atari 7100C	£20.00
Atari 7100S	£20.00
Atari 7200	£20.00
Atari 7200C	£20.00
Atari 7200S	£20.00
Atari 7300	£20.00
Atari 7300C	£20.00
Atari 7300S	£20.00
Atari 7400	£20.00
Atari 7400C	£20.00
Atari 7400S	£20.00
Atari 7500	£20.00
Atari 7500C	£20.00
Atari 7500S	£20.00
Atari 7600	£20.00
Atari 7600C	£20.00
Atari 7600S	£20.00
Atari 7700	£20.00
Atari 7700C	£20.00
Atari 7700S	£20.00
Atari 7800	£20.00
Atari 7800C	£20.00
Atari 7800S	£20.00
Atari 7900	£20.00
Atari 7900C	£20.00
Atari 7900S	£20.00
Atari 8000	£20.00
Atari 8000C	£20.00
Atari 8000S	£20.00
Atari 8100	£20.00
Atari 8100C	£20.00
Atari 8100S	£20.00
Atari 8200	£20.00
Atari 8200C	£20.00
Atari 8200S	£20.00
Atari 8300	£20.00
Atari 8300C	£20.00
Atari 8300S	£20.00
Atari 8400	£20.00
Atari 8400C	£20.00
Atari 8400S	£20.00
Atari 8500	£20.00
Atari 8500C	£20.00
Atari 8500S	£20.00
Atari 8600	£20.00
Atari 8600C	£20.00
Atari 8600S	£20.00
Atari 8700	£20.00
Atari 8700C	£20.00
Atari 8700S	£20.00
Atari 8800	£20.00
Atari 8800C	£20.00
Atari 8800S	£20.00
Atari 8900	£20.00
Atari 8900C	£20.00
Atari 8900S	£20.00
Atari 9000	£20.00
Atari 9000C	£20.00
Atari 9000S	£20.00
Atari 9100	£20.00
Atari 9100C	£20.00
Atari 9100S	£20.00
Atari 9200	£20.00
Atari 9200C	£20.00
Atari 9200S	£20.00
Atari 9300	£20.00
Atari 9300C	£20.00
Atari 9300S	£20.00
Atari 9400	£20.00
Atari 9400C	£20.00
Atari 9400S	£20.00
Atari 9500	£20.00
Atari 9500C	£20.00
Atari 9500S	£20.00
Atari 9600	£20.00
Atari 9600C	£20.00
Atari 9600S	£20.00
Atari 9700	£20.00
Atari 9700C	£20.00
Atari 9700S	£20.00
Atari 9800	£20.00
Atari 9800C	£20.00
Atari 9800S	£20.00
Atari 9900	£20.00
Atari 9900C	£20.00
Atari 9900S	£20.00
Atari 10000	£20.00
Atari 10000C	£20.00
Atari 10000S	£20.00

## HARDWARE

1 Meg Drive	200.00
Atari 520 570000	
Atari 520 Super pack with 21 Games + Business Organizer + Database Spreadsheet Copy Wordprocessor	140.00
Atari 1040 570000	
Atari 1040 Super pack	440.00
Atari 1040 570000	
Atari 1040 Super pack	440.00
Atari 1060 570000	
Atari 1060 Super pack	440.00
Atari 1060 570000	
Atari 1060 Super pack	440.00
Atari 1080 570000	
Atari 1080 Super pack	440.00
Atari 1080 570000	
Atari 1080 Super pack	440.00
Atari 1100 570000	
Atari 1100 Super pack	440.00
Atari 1100 570000	
Atari 1100 Super pack	440.00
Atari 1200 570000	
Atari 1200 Super pack	440.00
Atari 1200 570000	
Atari 1200 Super pack	440.00
Atari 1300 570000	
Atari 1300 Super pack	440.00
Atari 1300 570000	
Atari 1300 Super pack	440.00
Atari 1400 570000	
Atari 1400 Super pack	440.00
Atari 1400 570000	
Atari 1400 Super pack	440.00
Atari 1500 570000	
Atari 1500 Super pack	440.00
Atari 1500 570000	
Atari 1500 Super pack	440.00
Atari 1600 570000	
Atari 1600 Super pack	440.00
Atari 1600 570000	
Atari 1600 Super pack	440.00
Atari 1700 570000	
Atari 1700 Super pack	440.00
Atari 1700 570000	
Atari 1700 Super pack	440.00
Atari 1800 570000	
Atari 1800 Super pack	440.00
Atari 1800 570000	
Atari 1800 Super pack	440.00
Atari 1900 570000	
Atari 1900 Super pack	440.00
Atari 1900 570000	
Atari 1900 Super pack	440.00
Atari 2000 570000	
Atari 2000 Super pack	440.00
Atari 2000 570000	
Atari 2000 Super pack	440.00
Atari 2100 570000	
Atari 2100 Super pack	440.00
Atari 2100 570000	
Atari 2100 Super pack	440.00
Atari 2200 570000	
Atari 2200 Super pack	440.00
Atari 2200 570000	
Atari 2200 Super pack	440.00
Atari 2300 570000	
Atari 2300 Super pack	440.00
Atari 2300 570000	
Atari 2300 Super pack	440.00
Atari 2400 570000	
Atari 2400 Super pack	440.00
Atari 2400 570000	
Atari 2400 Super pack	440.00
Atari 2500 570000	
Atari 2500 Super pack	440.00
Atari 2500 570000	
Atari 2500 Super pack	440.00
Atari 2600 570000	
Atari 2600 Super pack	440.00
Atari 2600 570000	
Atari 2600 Super pack	440.00
Atari 2700 570000	
Atari 2700 Super pack	440.00
Atari 2700 570000	
Atari 2700 Super pack	440.00
Atari 2800 570000	
Atari 2800 Super pack	440.00
Atari 2800 570000	
Atari 2800 Super pack	440.00
Atari 2900 570000	
Atari 2900 Super pack	440.00
Atari 2900 570000	
Atari 2900 Super pack	440.00
Atari 3000 570000	
Atari 3000 Super pack	440.00
Atari 3000 570000	
Atari 3000 Super pack	440.00
Atari 3100 570000	
Atari 3100 Super pack	440.00
Atari 3100 570000	
Atari 3100 Super pack	440.00
Atari 3200 570000	
Atari 3200 Super pack	440.00
Atari 3200 570000	
Atari 3200 Super pack	440.00
Atari 3300 570000	
Atari 3300 Super pack	440.00
Atari 3300 570000	
Atari 3300 Super pack	440.00
Atari 3400 570000	
Atari 3400 Super pack	440.00
Atari 3400 570000	
Atari 3400 Super pack	440.00
Atari 3500 570000	
Atari 3500 Super pack	440.00
Atari 3500 570000	
Atari 3500 Super pack	440.00
Atari 3600 570000	
Atari 3600 Super pack	440.00
Atari 3600 570000	
Atari 3600 Super pack	440.00
Atari 3700 570000	
Atari 3700 Super pack	440.00
Atari 3700 570000	
Atari 3700 Super pack	440.00
Atari 3800 570000	
Atari 3800 Super pack	440.00
Atari 38	



# STATE SIDE STORY



**Wondering about the future of the new Atari ST or Amiga computer you just bought? Check it out with the American market. MARSHAL M. ROSENTHAL, our tireless (mostly) contributing reporter, has gone on a safari around the United States to bag the answer for you.**

**L**et's start off with good news—both the Atari ST and Amiga are doing well though not great here in the States. And success breeds success—software houses don't bother making products for failing systems.

One of the most successful producers in the US is Lucasfilm Ltd's Games Division, one of the most successful in the US. Starting from their first entry, *Bullwinkle*, on to the most recent *Jim MacGruber* and *Alyse Bloodbender*—all their games have been clever and innovative. But they've never made any appearance on a 68000-based machine. "I don't know," says David Fox, software designer and project leader.

Fox has been with the Games Division from the start, and knows what proper programming can do to enhance a product, even when it was originally designed on another computer. "We will shortly be making it Amiga debut, and the ST won't be far behind," laughs Fox. "There are enough machines out there to justify



David Fox of Lucasfilm's game division. A couple of their titles are on the other page—ST and Amiga users can expect solid support.

the conversions—and we're taking full advantage of the better and updated sound capabilities. "Additionally," says Fox, "we'll be releasing a good number of new programs on the Amiga and ST in 1989—we plan to become a strong part of the software for these computers."

Agreeing with that is AJ Redner, head of U's product development. "It takes time for a computer to become strong enough in the field to attract software houses," he remarks. "The ST used to be troublesome because of the single-sided, double-sided drive business; multiple-disk carts were annoying and a packaging problem. But Atari addressed the issue by dropping the single-sided drive." "Meanwhile," says Redner, "the ST disk is now becoming a standard, reducing duplication costs as well. As the odds go to a greater validity in the health of both the ST and Amiga."

## A pint in a quart bottle

Chris Crawford gladly listens to anyone advocating the opening of doors to 68000 programmers. He was one of the first game designers to devote

the advice of marketing personnel on what would and wouldn't sell to the public.

The results over the years have been impressive. Such programs as *Castles From 1941*, *Balance of Power*, and the *Legend of Blood* have shown him an unrelenting purveyor of games that push past the safe boundaries of most things. Crawford sees the complexity of software as the main issue facing the future of these computers.

"Here's one," he says, "machines had a total of 40K to play with. To make do with that required squandering every last bit out of the code. ST using assembly language. Now we have plenty of room, 128K, 512K etc, and there's no impetus to fill it up. We're left with a big empty space that allows for 48K games. Or at the least, a number of 48K modules combined together."

"There's a real need in games for believable characters that provide human values," Crawford says. "Forget about city enhancements and huge manuals—programs need to have substance, and it won't happen just because the hardware does more things. Designers need to be aware of this because the audience doesn't really know what they're missing. It requires thought and consideration on the part of game designers, and they can't take the easy route by making cheap meaningless games even if they sell. The fact is that the potential is waiting here, and it needs to be exploited."

## From the horses' mouths

Meanwhile over at *Power Without the Price* (B.™ etc.) themselves—Bingo continue to be fairly low profile.

## 1040S ON THE ROCKS?

"Buying 1040" picks up Bruce Mandel's story. He asks for Park James' views in New York, a dealer for the Atari ST line. "The Mega-IT's are selling real well, especially as an 1040SFS can be had anywhere," he says. Mandel agrees with Crawford about the demand for greater and greater memory. "People used to be satisfied with 68K, 512K—but now they just can't get enough." Mandel estimates ST software sales as being divided roughly into the middle, with 70% going towards desktop publishing and word processing, the other half being arcade and role-playing games. "The ST is a strong contender since you can get the negative gaming only Atari image," he says. "It would be nice if Atari advertised a lot more so that people here just want the ST could do."

In a side-note, the store has been carrying ST Amiga Format magazine since October. Mandel states that, "We only get in 25 copies, and they disappear real fast."



However, new products are appearing: The Mega File 70 has been replaced by a new 60MB model - there's a 60MB version appealing for those really big users - and there's a new 1200 cpi model for under \$1000. Atari's new move-to-disk-only strategy seems to be paying off: clear it's easier and word of mouth is making more people aware of just what the ST line is all about. Atari is also out to gather more attention through their SLM 804 Laser Printer which costs its low 100 to a more design that supports it. "We're out to shatter the myth that high-performance design for publishing has to mean a high price tag", says Atari Corporation President Sam Tramiel. Not an easy task to reach, Tramiel goes on to note with impunity that founding Mega 2's with the Laser printer is extremely cost effective, but that saving isn't doesn't mean getting less.

Much more accessible is Beth Morrison, Manager of Market Development - Amiga Products, from Commodore. Such a title may be a little long for a business card, but Morrison accepts the responsibility and inevitability of a future laden with increasingly more sophisticated software as a result of the attractiveness for the Amiga. "I see a greater commitment towards both graphics-intensive use and Desktop Publishing" he sees. Commodore has put their money where their mouth is by releasing version 1.3 of the operating system, as well as two new versions of the Kickstart. The 2000HD includes a preformatted 60MB drive, and the 2500 can do just with 2 MB of RAM on a 68000 32 bit processor and 68881 matrix co-processor. "That's quite a mouthful" grin Morrison, "but it shows just how committed we are to fulfilling the needs of graphic intensive programs. Plus there's a lot of third party hardware developers out there willing to do it."

#### Too much of a good thing

Expert Services of Kentucky enters that feeling. Vice President Terry Terio says it's hard keeping up with the demand for Amiga 2000's - but you can tell he's not really complaining. He also notes that more and more users are interfacing their laptops with video, and that animation programs and Post sets like RAJA tend to be more stepped up. "Besides the Progressive Peripherals Foundation we go to provide that the point to fly off the shelves," smirks Terio.

Meanwhile Ego Software is on the move - literally as well as figuratively. In Jim Miller, Vice-President of Product Development, watches his firm being carried off to his new office in the expanded space next door, he comments, "We're making a huge commitment to the 68000 mar-

ket." This calls to attention the fact that Ego not only markets 6.5 Good ST products in the States, but has also combined forces with the French software house Intégration. "The

68000 machines, the Atari ST and Amiga, will be around for a long time. It's also evident that the software designers, as well as the companies producing peripherals, are



software for the 68000 computers lets you create art maps that just couldn't be done on the 6800 machines. More and more new products are being designed to take advantage of the superior graphic abilities, not to mention the greater storage on disk." Miller makes clear that this is the beginning of the end for conversions - products on the 68000 computers will be oriented for them, rather than ported over. "Besides a greater richness, I see new categories of gaming entertainment opening up as a result," he says.

#### Broadbased quality

Bill Williams is a case in point. A software designer with such games as *Demolition* and *Masterblaster* to his credit, his latest release is an Amiga crack adventure called *Power Player* (Amic Software, or Master in the UK - it's also the first one to run in the 4.000 colour mode 'n' mostly graphic mode 64MB. Williams sees the continuing success of the Amiga falling into the hands of designers like him, who must produce entertainment that is challenging as well as fun.

"Everyone is trying for graphics that look as good as broadcast television, and sound like a movie video." "But," Williams states, "by trying to emulate other products, computers ignore their real potential. Software can never become another *Star Wars* with the kind unless it develops some emotional context, and stringing some events together and calling it an interactive story is silly - you have to do a lot more than that. The games must involve the player on an emotional level, so that there's an interest in the characters and what happens to them."

So what happens next? More software, hardware - more blurring of the boundaries between what could once only be done conventionally and has now become the province of the computer. There's really no question that

looking ahead into the next century with open eyes and a desire to excel. But what exactly is going to happen? What and when. After all, 2000 AD is just around the corner.



■ The 2500 - new 68000-based top of the Amiga range

## TAKING ON THE MAC

David Small (Stratage by Small) takes a different tack on programming. His *Spacemaster 333* cartridge enables an Atari ST to emulate an Apple Macintosh 95 - also based around the 68000 microprocessor - one letter qualified. Some might remember his previous ST Mac emulator *Stratage One* which became outdated with the release of the Mac 128K 950K. Small says he's just as working against the invention - extending it, and moving beyond.

"There's a special feeling I get from using it," he says. "Sometimes on idle moments to you, you take it up with you, it just works. And the beauty of it is you can't get frustrated with a little frown". To Small, emulating the 68000 computer means being good for all of them. He says this point is one that can justify more people into buying and using 68000 machines.



# CBS



17 EVERSLEY ROAD, BEXHILL, E. SUSSEX (0424) 221931

SPECIALIST COMPUTER DEALERS FOR ST & AMIGA

Amiga 1000 (Machine) + 2 Years' Support	£299.00
Amiga 1000 (Machine) + 1 Year's Support	£269.00
Amiga 1000 (Machine) + 6 Months' Support	£239.00
Amiga 1000 (Machine) + 3 Months' Support	£209.00
Amiga 1000 (Machine) + 1 Month's Support	£179.00
Amiga 1000 (Machine) + No Support	£149.00
Amiga 1000 (Machine) + 1 Year's Support	£299.00
Amiga 1000 (Machine) + 6 Months' Support	£269.00
Amiga 1000 (Machine) + 3 Months' Support	£239.00
Amiga 1000 (Machine) + 1 Month's Support	£209.00
Amiga 1000 (Machine) + No Support	£179.00

Amiga 1000 (Machine) + 2 Years' Support	£299.00
Amiga 1000 (Machine) + 1 Year's Support	£269.00
Amiga 1000 (Machine) + 6 Months' Support	£239.00
Amiga 1000 (Machine) + 3 Months' Support	£209.00
Amiga 1000 (Machine) + 1 Month's Support	£179.00
Amiga 1000 (Machine) + No Support	£149.00
Amiga 1000 (Machine) + 1 Year's Support	£299.00
Amiga 1000 (Machine) + 6 Months' Support	£269.00
Amiga 1000 (Machine) + 3 Months' Support	£239.00
Amiga 1000 (Machine) + 1 Month's Support	£209.00
Amiga 1000 (Machine) + No Support	£179.00

### AMIGA SOFTWARE

Amiga 1000 (Machine) + 2 Years' Support	£299.00
Amiga 1000 (Machine) + 1 Year's Support	£269.00
Amiga 1000 (Machine) + 6 Months' Support	£239.00
Amiga 1000 (Machine) + 3 Months' Support	£209.00
Amiga 1000 (Machine) + 1 Month's Support	£179.00
Amiga 1000 (Machine) + No Support	£149.00
Amiga 1000 (Machine) + 1 Year's Support	£299.00
Amiga 1000 (Machine) + 6 Months' Support	£269.00
Amiga 1000 (Machine) + 3 Months' Support	£239.00
Amiga 1000 (Machine) + 1 Month's Support	£209.00
Amiga 1000 (Machine) + No Support	£179.00

### ATARI SOFTWARE

Amiga 1000 (Machine) + 2 Years' Support	£299.00
Amiga 1000 (Machine) + 1 Year's Support	£269.00
Amiga 1000 (Machine) + 6 Months' Support	£239.00
Amiga 1000 (Machine) + 3 Months' Support	£209.00
Amiga 1000 (Machine) + 1 Month's Support	£179.00
Amiga 1000 (Machine) + No Support	£149.00
Amiga 1000 (Machine) + 1 Year's Support	£299.00
Amiga 1000 (Machine) + 6 Months' Support	£269.00
Amiga 1000 (Machine) + 3 Months' Support	£239.00
Amiga 1000 (Machine) + 1 Month's Support	£209.00
Amiga 1000 (Machine) + No Support	£179.00

ORDER BY PHONE  
TEL: (0424) 221931



### CBS Computers

17 Eversley Road, Bexhill E.Sussex, TN40 1HT



Please contact us for the  
0424 221931

We offer the widest range of software titles in our range. Please contact us for details and prices.  
All prices include VAT. All prices are in £. All prices are in £. All prices are in £. All prices are in £.  
All prices include VAT. All prices are in £. All prices are in £. All prices are in £. All prices are in £.



## ALL OUR PRICES INCLUDE CARRIAGE & VAT

HSV COMPUTER SERVICE LIMITED (STP)

23, Hampstead House, Town Centre, Basingstoke, RG21 1LG

### 3 1/2" CPZ DISKS

#### AMSOFT (Unзащищён)

1 Disk	£2.50
5 Disks	£11.50
10 Disks	£22.50

#### MARULLI (Защищён)

1 Disk	£3.50
5 Disks	£17.50
10 Disks	£33.50

### DISKS

	Quantity	10	20	30	40	50	100
3 1/2" DS-DD	135 TPI	5.85	18.95	27.95	36.95	45.95	89.95
All 3 1/2" Disks come complete with labels							
5 1/4" DS-DD	480PI	5.95	8.95	11.95	14.95	17.95	33.95
DS-DD	960PI	8.95	9.95	13.95	15.95	19.95	37.95

All 5 1/4" Disks Supplied with write protect tabs, labels and envelopes and come with our no quibble money back or replacement guarantee.

### DISKETTE STORAGE BOXES

50 x 5 1/4" Hinged Lid Lockable	£5.95
100 x 5 1/4" Hinged Lid Lockable	£9.95
100 x 5 1/4" Hinged Lid Lockable	£10.95
40 x 3 1/2" Hinged Lid Lockable	£8.95
100 x 3 1/2" Hinged Lid Lockable	£8.95
10 x 3" Hinged Lid - Holds 10 (stack)	£3.95
30 x 3" Hinged Lid - Holds 30 (stack)	£5.95

### BOXES WITH DISKS

50 x 5 1/4" Disks + 100 Cap Box DS-DD	£3.95 DS-DD	£25.95 DS-DD
100 x 5 1/4" Disks + 100 Cap Box DS-DD	£6.95 DS-DD	£36.95 DS-DD
20 x 3 1/2" Disks + 40 Cap Box DS-DD	£3.95 DS-DD	£20.95 DS-DD
50 x 3 1/2" Disks + 100 Cap Box DS-DD	£4.95 DS-DD	£24.95 DS-DD
5 x 3" CPZ Disks + AMS20 Box	£19.95	

### CONTINUOUS STATIONERY

(Mini Part All Edges)		Qty	1000	2000
9 1/2" x 1 1/2" 80-200M	800		£9.50	£14.95
True 80 70-200M	87.50		£13.95	£22.95
True 80 90-200M	85.75		£14.95	£21.95
Labels 5 1/2" x 1 1/2" (stack)	-		£5.95	£9.50
Labels 5 1/2" x 1 1/2" (stack)	-		£5.95	£9.50
Labels 4 1/2" x 1 1/2" (stack)	-		£5.95	£9.50
Labels 4 1/2" x 1 1/2" (stack)	-		£5.95	£9.50
Labels 2 1/2" x 1 1/2" (stack)	-		£4.75	£9.50

### DUST COVERS

Amiga CPC 400 2 Floz (Mono or Colour)	£7.50
Amiga CPC 6128 2 Floz (Mono or Colour)	£7.50
Amiga PC 1012/1060 2 Floz	£8.95
Amiga PC164 R240/263 2 Floz	£8.95
Amiga PC164 R21 2 Floz	£8.95
Amiga DMF 2000/3000/3100	£4.50
Amiga DMF 4000	£4.50
Amiga LG 9500	£4.50



Credit Card  
Hotline (0256) 463507 Faxline (0256) 641018



Please contact us for the  
0424 221931

# DISK EXTRA



ST Amiga Format's unique dual format disk gives you the best of both ST and Amiga worlds! JASON HÖLBORN skims the cream from huge vat of PD-ware and reader-ware to get your new year off to a sizzling start.



a Purple Saturn Day - ST & Amiga

## ST

### ◆ PURPLE SATURN DAY

You've seen the movie, you've read the advertisement, now experience Purple Saturn Day for yourself. Format and Intergames have joined forces to bring you this mega demo.

### ◆ DATABASE CONSTRUCTION SET

Realize the potential of your ST within the modern, electronic office with this powerful database system. Digest anything from your Amadeus breeding business to the local parish records.

### ◆ MESSAGE WRITER

Who says the ST can't handle smooth scrolling? Take a look at this program and you'll soon change your mind.

### ◆ MESSAGE

At last! All the Desktop functions you'll ever need in one amazing program. Forget your file copiers and your disk formatters, OS/ACC does the lot!

### ◆ SECRETS

We've got a bumper collection of cheats for you this month. SK in fact. Get sneaky and get the best of LIFE, Thunderbolt and others.

## AMIGA

### ◆ PURPLE SATURN DAY

Yes, Amiga owners too can enter the magical world of Intergames Purple Saturn Day with this month's great cover disk demo. Sit back and be amazed.

### ◆ SCENERY

Explore the fascinating world of fractal graphics with your Amiga. Just sit back and watch as a whole new world unfolds before your very eyes!

### ◆ SCREENX

Need a screen grabber? A screen printing program? How about a clock? A free RAM display utility? ScreenX has got the lot!

### ◆ BOOTSAVER

Never again will you look at items of software because of virus infection. Keep those critical bootblocks fixed away for safe

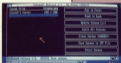
keeping with BootSaver.

### ◆ SCRUNCHER

Pack more programs onto your disks with this excellent file cracker utility.

### ◆ CUI HELP

A great 800 program for the CLIers among you. Whether you're a hardware hacker or just starting out with the CLI, CUI Help will give you all the information you need at your fingertips.



a Practical Binary generator - Amiga

## WIN A SHARE OF £800! FOR GOOD SOFTWARE ON OUR COVER DISK

We're looking for good quality software to fill our cover disk each month. If you're a fully programmer you could earn big bucks from your labors - games, business applications, utilities, or anything of general interest.

Turn to the end of this section for more details on how to get your software onto the Format cover disk.



## THE FULL VERSION

Purple Saturn Day for under £24.95 on both the ST and Amiga and is published by Intergames. Both versions should be available by the time you read this.

## PURPLE SATURN DAY

All colour STs and Amigas  
FILES: PURPLE.PRG, saved as .NEO files

Intergames had a problem: what on earth could they do after the mind-blowing success of Captain Blood? When we saw the below-*er*, Purple Saturn Day, we were so impressed that we gave it one of our cover Format Gold review awards this month. And we just had to get a demo to you could see for yourselves.

Once every year, the stars above Saturn give with a mysterious Purple nebulae. This natural phenomenon is the sign for all the peoples of the neighbouring systems to converge on the ringed planet for the annual galactic olympics. You have been chosen to represent the people of the Earth to defend the honour of the human race.

The opposition is tough though, so holds barred is the order of the day. The devilish tactics used would even have Sir Johnnan throwing his hands up in horror. You must compete against 16 other finalists through four levels of increasingly difficult galaxies for the ultimate prize, a kiss from a beautiful alien maiden.

In the full game - reviewed this month on page 52 - your first challenge is the Ring Pursuit which takes you into the hazardous rings of the planet Saturn itself. You'll need space reactions and a keen eye to avoid the massive chunks of frozen rock and ice that hurtle towards you at a terrifying speed. Next up is the Toxic Slab challenge which has you racing around an intergalactic arena collecting energy balls.

Third is the Brain Breaker Challenge. The arena is set out on a large alien brain that has ceased functioning. Your task is to get your half functioning again by connecting all the chips together so that the brain picks free freedom of movement. Your opponent, disgruntled by your progress will occasionally wander across into your half and attempt to destroy your hard work.

To save you the emotional trauma of being responsible for the human race's dignity, you don't actually have to do anything stressful in this demo. Just hang on to your hat and watch the stunning graphics of Purple Saturn Day.

Both ST and Amiga versions will automatically run when you insert your machines with your cover disk in the external drive.



## SCENERY

Public Domain  
All Amigas

FILES: SCENERY, SCENERY.DOC

Designing planets is a complicated business. What with mountains, rivers, valleys and seas, creating a whole new world can be a thing task indeed. If you're a would-be Spielberg remember the creditably laid-out Norway, Hitchhiker land? and you're starting to feel this creation lark is taking it out of you, then let your Amiga do the job for you.

Scenery is a program that uses some very complicated mathematics to create some very interesting results. The program uses fractal graphic techniques all used to super computers such as the Cray to create random landscapes of almost unbelievable realism. Fractal techniques are used extensively within the film industry to create graphics for sci-fi films such as Star Trek. If you've seen any of the more recent Blockbusters, chances are that the asteroids and other planetary objects were created on a super computer using fractal graphic techniques.

The landscape generation takes a random number as a 'seed value' which can either be randomly generated or chosen by you. Seeds of 1000 onwards seem to give interesting results. Other options include the ability to increase the height of the 'camera' from zero right up to 8000 feet. The water level and the height of mountains and hills can also be selected from the on/off menu.

Landscape generation is reasonably fast when you consider the Earth took millions of years to get to its current state! It can take as little as five minutes for a scene to be rendered - impressive when you con-

sider the complex maths in fractals. Once a landscape has been created, selecting 'Save Screen' from the Project menu will save the screen as 89 format for loading into a paint package such as Deluxe Paint or Aegis Images.

You can load Scenery either by selecting it from our cover disk menu program, Click file or by alternatively clicking on its icon on the Workbench. Instructions are available within the Scenery channel.





# ST

First, copy and load the disk as described at the end of the Disk Entry section.

## DATABASE CONSTRUCTION SET

By M. Montgomery  
Colour STs (medium res.)  
only  
FILES: DATABASE.PRG,  
DATABASE.DOC



Of all the different types of computer program ever written, the Spreadsheet, Word Processor and the Database have undoubtedly become the most popular. Throughout the world computers of differing shapes and sizes, and of varying complexity offer these three basic types of program more form or another. You don't need a degree to guess what class this month's computer program falls into.

Database Construction Set is a powerful dBase-based database man-

agement system that boasts some impressive features. The program can handle up to 500 records in memory at any one time and a maximum of fourteen fields, all from a friendly dBase environment. You'll feel instantly at home with the Database construction set.

Once you've decided on your file format, Database Construction Set offers a whole host of tools for managing your data. Tools include sorting on any field, fast searching from any field and many others.

Full instructions and a demo database are included within the database folder. You may find the demo database of particular interest as it lists all formats that appeared in issues 1, 3 of Format.



## MESSAGE WRITER

By G. Pepler  
Colour STs only  
FILES: MWRITER.PRG,  
MWRITER.DOC, TEXT,  
COLLATORS

Calling all home video buffs! Have you ever fumbled using your ST for video editing but just couldn't find the right software? Look no further. Message Writer is here! Just type the text to be displayed and sit back and watch as the results are scrolled smoothly across the screen in a super high resolution font.

Even if you aren't involved in home video, Message Writer should still be of interest to you. Whether you run a shop or are trying to sell your own printing, Message Writer will give you that added advantage that will get your message across.

Using Message Writer is simple to install. When you run Message Writer, the text to be displayed is read from a file appropriately called TEXT. By loading this file into a text editor,

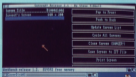
Before you attempt to use the program, the first thing you must do is to copy the database and its related files to a separate disk. (To copy dBase, drag the Database folder into its window onto the disk II icon and follow the disk copy requests.) The program will work fine from our cover disk but as soon as you create a new database or edit the demo file, Database Construction Set will attempt to write to the cover disk which could corrupt our special disk format.

## SCREENX

Public Domain  
All Amigas  
FILES: SCREENX,  
SCREENX.DOC

It's the saving grace, "The small step is the saving grace," and that's certainly true of ScreenX. Hidden behind its seemingly big Workbench window is a myriad of wondrous features for all Amiga owners, from the most experienced machine code programmer to the casual Workbench user - everyone can benefit from ScreenX.

ScreenX is a collection of handy utilities bundled into one compact package. When you first run it, a tiny window title bar will pop up onto the Workbench screen displaying all sorts of useful information such as free memory and the time. To get into the program proper you first click the left mouse button on the window bar to activate it, then click the right mouse button also in the



the title bar. The ScreenX screen will disappear.

All your active Amiga screens are listed out. For instance, you'll have a screen for SCREENX, a screen for the Workbench, and maybe a screen for the CLERK menu program if that is running too. Click on the screen name to select it, then by

choosing the appropriate items you can dump the screen to an ST image file or to the printer, you can kill the screen to recover its memory - or just get information about the screen file size and number of colours - handy for programmers.

Full instructions are included in the program drawer.

## SCREEN FACTS

Amiga messengers may be confused by the idea of a screen. Programs usually open a private area of memory for their own display (no pencil), but since the Amiga is multitasking there might be several 'display memory' spots at once. Think of these as being stacked up on top of one another - you only use the top one. Use the left Amiga key and R to flip through the stack.

ScreenX gives you info about all active screens - not about all active programs. If two programs share a screen (eg. two CLM tasks) outputting on different windows on the same screen you'll only get one entry in ScreenX.



## ST message writer.

### KEYS

Undo	reset cols
Space	pause
Escape	quit
Cursors	chang

#### ■ Message writer (ST)

you can customize the text to your heart's content. Different effects can be achieved such as changing the scroll type, underlining text and others by simply inserting control sequences within your text file. These control sequences are listed with the program's documentation file.

You can run Message Writer by either clicking directly on the MESSAGE WRITER icon, alternatively to give the old mouse button a rest, Message Writer can be run by clicking on the Message Writer icon on the Desktop. Full instructions are available within the MESSAGE WRITER folder.

#### DOSACC

By G. Kneeling

All ST's

FILES: DOS.ACC,  
DOSACC.PMG,  
DOSACC3.PMG,  
DOSACC.IMG

So you've got a disk formatter accom-

pany, a free memory allocator, a file copy accessory and a whole host of other accessories. Well, all these have failed, what else have you got? No free memory and no more space for more useful accessories? If you

don't use GC STUFFER that is.

DOSACC is just bursting with features. From just one program you can have Free memory and disk status, date and time setting facility, a fast disk formatter, a file display utility, a file copier, full featured file management and a whole host of other wonderful features.

DOSACC, as the name suggests, is a desktop accessory and will not therefore run from the Desktop. To use DOSACC, copy the files DOS.ACC and either DOSACC.PMG or DOSACC3.PMG depending on the resolution of your machine, to the root directory of your hard disk. If you've got a high resolution mono monitor then DOSACC3.PMG is the one to use but otherwise DOSACC3.PMG will do the job.

Once copied, reset your ST and DOSACC will automatically be loaded into the desktop by GEM. The program can now be run by selecting it from the DESK menu. Complete

### DON'T GET LEFT OUT!

As you may have noticed, we often refer to programs published in past issues of Format but unless you've been with us since issue one then you could have rather left out if you want to get your hands on any of our back issues then you'll be surprised to know you can still buy past issues at their original cover price. Write to: ST Single Format Back Issues, Format Publishing, The Old Barn, Somerton, Somerset BA11 7BY.



■ DOSACC (ST) giving you the use of the dreg

### CRUNCHER

Public Domain

All Systems

FILES: CRUNCHER, CRUNCHER.DOC

Data is never quite big enough, and they! Here's a great program which takes your program files and crunches them down so you can cram more on to a disk.

The compression utilities are certainly nothing new, and look in the PD libraries and you'll find a whole host of different utilities all claiming to be the best available. The disadvantage of nearly all these file compressor utilities is that a compressed file is of no use to anyone unless it is passed through a decompress program. Cruncher, however, is different. Just crunch your program and that's it, no decompression programs required. When you try to run a program that has been compressed, the loader will automatically carry out the process of decompressing before your very eyes as it loads the program into memory. The program then runs normally after a couple of seconds wait. Cruncher crunches program files

only; it cannot handle data files such as text from a word processor.

Cruncher works both ways - if you ask it to crunch an already crunched program, it will clearly realize that and de-crunch it for you. This way you can recover the originals from crunched versions.

Full instructions on the use of cruncher are available within the cruncher drawer.

IBM, Microsoft, Lotus, Microsoft, and various companies are trademarks.



# MASSIVE DISCOUNTS

(ALL PRICES INCLUDE VAT)

## AMIGA 5000 36 GAME PACK

Inc mouse, modems, Workbench 1.3 Basic, Tutorial Disk,  
Modulator + Powerpack  
**ONLY £399**

**AMIGA 5000 AS ABOVE  
BUT WITHOUT 36 GAMES  
ONLY £369**

**PHILIPS 8003 STEREO COLOUR 14"  
MONITOR INC LEAD  
ONLY £229**

## ATARI STFM SUPER B INC.

21 Games, Mouse  
**ONLY £340**

## ATARI STFM EXPLORE PACK INC.

Explore disk and basic  
**ONLY £275**

## CITIZEN 1200 PRINTER

INC LEAD  
**ONLY £139**

## SOFTWARE/UTILITIES

AMIGA	PRICE	ATARI	PRICE
The Works .....	£269.00	Timeworks DTP .....	£99.00
Sophos 55 (Sound Digitiser).....	£179.00	First Word Plus v3 .....	£69.00
Sculpt 3D (PAL) .....	£59.00	Data Manager Prof .....	£59.00
Page Flipper +FX .....	£99.00	F16 Falcon .....	£16.45
Word Perfect .....	£175.00	Heroes of the Lance .....	£19.99
Kind Words v2 .....	£39.00	Operation Wolf .....	£13.50
Comic Setter .....	£59.00	Purple Saturn Day .....	£16.45
City Desk .....	£85.00	Speedball .....	£16.45
Lattice C V 5.00 .....	£185.00	Double Dragon .....	£13.45

## COMPUTERS/PERIPHERALS/ACCESSORIES

Acan 1040 Inc Mouse & Basic .....	£419.00
Commodore 10845 Monitor Inc Lead .....	£329.00
Citizen 1800 printer Inc Lead .....	£179.00
Star LC10 mono printer Inc Lead .....	£209.00
Star LC10 Colour printer Inc Lead .....	£259.00
Philips TV tuner adapter for monitor .....	£69.00
100 3 1/2" Disks .....	£85.00



# AT THE 16 BIT CENTRE



Unit 17, Lancashire Fittings Science Village,

Claro Rd. Harrogate. HG1 4AF.

Tel. (0423) 526322

**PRICES INCLUDE COURIER SERVICE**



BARCLAYCARD



## CHEATS

By C. Kingsley and L. Derbyshire

All STs

FILES: SLUTE.TOS, ICECHEAT.TOS,  
NEBULUS.TOS, THROUGHT.TOS,  
THUMPGHT.TOS, ZYNCHHEAT.TOS



Who says cheating is unfair? When the fate of the universe is at stake, there's no option but to use every tactic at your disposal to play the advancing alien hordes, mutant tomatoes and armadillo steamrollers from doing unappealing things to your pet cogus. A little tricky now and then is a small price to pay to bring peace and justice to the universe.

Two months' cheats are in *Ice*, *Beyond the Ice Palace*, *Thundercats*, *Zynex*, *Nebulus* and *Thought*. Most include full instructions within the program itself but if you're baffled by the font, we've included a short documentation file within the cheat's share.

Instructions are available within  
DOSACC files.

## AMIGA

First, copy and load the disk as described at the end of the *Disk Extra* section. These programs run on all three Amiga models. We have been unable to test them on the early version of the Amiga 1000.

## BOOTSAYER

By S. Warden

All Amigas

FILES: BOOTSAYER, BOOT-  
SAVER.DOC

One of the most annoying traits of virus programs is the damage that they can inflict on games and other protected software. If you've ever had a game die to virus infection, *BootSaver* will be of great interest to you.

Most commercial games have special copy-protection which in the form of "custom boot blocks", which tell the machine how to load the game. Unfortunately viruses tend

virus killers tend to work by altering these boot blocks, and this will usually trigger the copy-protection and prevent the game loading even though the actual program itself is still intact.

*BootSaver* is a simple utility written to recover from such an event. The program works by loading the first two sectors of a disk (the boot block) and storing them in a file. If the unappealing happenings and the boot block of a game disk becomes corrupt, by simply reading the boot block file back from disk and then re-writing it to the corrupt disk, the game can be restored.

If you own a large collection of games then it may be a good idea to protect your investment by keeping a library of all the boot blocks on a separate disk.

You can load *BootSaver* from either of your disk start-up programs, *Click.Me*, or by stating on the *BootSaver* icon on the Workbench. A full description of the technical details of the program complete with a tutorial are available within the *BootSaver* share.

## GUI HELP

By G. Lowery

All Amigas

FILES: HELP, HELPL, HELP.L, HELP.DOC

Fighting your way through the com-

plexities of the Amiga's Command Line Interface (CLI)? Are you baffled by buffers, flopped by the files and confused by the commands? Do not fear, GUI Help is here!

GUI Help is a handy little program that provides online help facilities for CLI users. Whether you're an experienced CLI'er or just starting out, GUI Help can provide you with instant information on any CLI command at the touch of a button (well, a couple of buttons to be honest).

Before you can use this incredibly useful utility, you must first install the program on your GUI disk. The file *HELP* must be copied to the 'C' directory of your boot disk and the file *HELPLHELP* must reside in the top level or 'root' directory of the same disk.

To use GUI Help, enter the GUI Help command, `GUIHELP`, followed by the name of the command you require information on. For example, to obtain information on the `DIR` command, you would enter:

```
GUIHELP DIR
```

Due to the fact the GUI Help is GUI based and needs parameters to function correctly, the program cannot be run from the custom disk menu or from the Workbench. This program is aimed at those of you who have a certain amount of experience with the Amiga's CLI environment. Full instructions are available within the same share as the program.



GUI help offers Amiga users memory joggers

## HAVING TROUBLE WITH THE DISK?

We have done our best to check that the programs supplied on this month's disk are simple to use, error free and have no known viruses. However, we cannot answer telephone queries on using the software, and we do not accept liability for any consequences of using the programs.

If your ST Amiga Format disk is faulty - and out of 40,000 duplicated copies are unfortunately bound to be - you should send it back for a free replacement to:

ST Amiga Format February Disk, Mailbox Lane, 30 Gayle Close, Brentford, Middlesex TW8 9JY.

**AMIGA WARNING:** If your Amiga refuses to accept the disk, try using the **DISKCHECK** utility on your Commodore Workbench disk to remove it before sending off for a replacement. We covered **DISKCHECK** fully on page 48 of issue 1. Don't worry if every track gives you a "hard error", this is the Amiga being unable to read the ST software on the disk.

# HOW TO USE THIS DISK

The ST Amiga Format cover disk is a special format disk which both the ST and the Amiga can read. Even if you are a seasoned computer user, please read these instructions carefully or you could permanently damage your copy of it.

The first thing you must do is make a backup copy of the disk. Because of the special format, the normal double-click copying methods, as recommended in the Amiga and ST manuals, won't work. Instead you will need to format a blank disk and copy the files individually. Don't panic, this isn't as difficult.

## ON THE ST (assuming a single drive machine)

1. Take a blank disk and format it in the usual way.
2. With the blank disk still in the drive, double-click on the A: drive icon to open up the (blank) contents window.
3. Now drag the icon for drive B into the open window of disk A. This will copy all the files one-by-one off the master disk to your new disk. Make sure that the master ST Amiga Format disk is write protected (the sliding tab should be back so the hole is open) and put it in the disk drive when asked to do so.
4. You will now be prompted at various times to insert disk A and disk B while copying takes place. There will be a lot of fussing to do on a single drive ST! Disk B should be the master disk, disk A your newly formatted copy.

If you want to cut down on disk space, you can use the (normal RAM disk program provided on issue 9's disk as an intermediate step.

## ON THE AMIGA (assuming a single drive AS50)

1. Start your Amiga up with your normal Workbench boot disk.
2. Take a blank disk and initialise it in the usual way.
3. Make sure that the master ST Amiga Format disk is write protected and put it in the disk drive. Double-click on the disk icon that appears. Drag any icons you see in the contents window onto the 'old disk' icon.
4. When the disk activity light has gone out, put your newly formatted copy-disk in the drive instead. Double-click on the RAM drive icon to open its window, and drag program icons

from that onto the new disk icon. This copies the files one by one.

The programs won't all fit in the RAM drive at once on an AS50 - do whatever will fit, then after step 3 delete them from the RAM disk by clicking once on each one, holding the right mouse button down, selecting one from the Workbench menu. Repeat steps 2 and 3 for the rest of the icons.

## USING THE PROGRAMS ON THE ST

When you turn the ST on and put your working copy of the disk in the drive, you will see a window opened with the contents of the disk displayed.

One of the icons is called **CLICK\_ME.PRG** - just do what it says, double-click to run it. Up comes a list of the disk contents. Type the number of the program you want to run, and you are asked whether you want to read the disk help file or not.

You will now be asked whether you want to run the program or not. As an alternative to using **CLICK\_ME.PRG**, if you know enough about DEM you can click directly on the icons for individual programs. These normally end .PRG with their documentation files having the same names but with .DOC file suffix. Always read the documentation before running the program.

## ON THE AMIGA

Most of the programs on the cover disk are run from the Workbench, which must be loaded first from your normal startup disk, as described in

the Amiga manual. Once at the Workbench, put the ST Amiga Format disk in the drive and double-click on its icon to open it.

You should find on the disk an icon for a program called **CLICK\_ME**, do exactly what it says and after a few seconds our cover disk menu program will have loaded. If you see a single drive Amiga then your machine will prompt you to swap disks a couple of times before the menu is loaded, just follow the on-screen responses and everything should load fine.

Most of the programs on the disk can be executed from **CLICK\_ME** by choosing them from the menu and selecting them to view the program's documentation or load the program, if a program fails to load from this menu (this sometimes happens through shortage of memory on unexpanded systems), you can load it from the Workbench instead, by clicking on its icon.

To load a program from the Workbench, you must first Click open the chosen which contains it. For detailed comments from the program's author click on the .DOC file icon in the same folder. To run the program click on the main icon.

When you click on a documentation file, a new window is opened and the text is displayed a scrollable at a time. Press any key to move from one scrollable to the next, or click on the close gadget in the top without corner of the window to close the display. The **READ\_ME** icon gives you a brief summary of the disk's contents and how to use it.

## WE WANT TO GIVE YOU MONEY!

1. If you've got any programs for either ST or Amiga which you think other readers would find useful, interesting or amusing, we'd like to know. Please write to us about sending international forms for yourself.
1. Only send in programs on 5.25" disks; we cannot accept printed software.
2. Make sure your disk is clearly labelled with your name and address and the program name(s), and is marked 'ST' or 'Amiga'.
3. Make sure there's a documentation file on the disk called **README**.
4. Enclose a clear covering note explaining what the program does, and if you possibly can please also send a printed or any in-disk documentation files. Remember your address and telephone number (include a stamped return envelope for the disk if you want it back).
5. **SEND US \$500,000!** There must be a signed note, read that the program is yours and that you are pro-

pared to assign publication rights to ST Amiga Format. Use the following wording:

"The program(s) under the title below is/are submitted for publication by ST Amiga Format magazine. It is my own work and has not been submitted for publication elsewhere."

Signed ...

If we accept your program, we will get in touch with you before publication to agree terms and payment rates. We will evaluate all submissions in a batch once a month, so please allow up to 40 days for return of your disks.

If you send us a disk with a virus on it, we reserve the right to send round the heavy metal in your gut hours and its dependable things to your gut Captain's. Seriously, since we're already supplied Virus-killer programs (in issue 1), do check your disks very carefully.



# SCANNERS UP FOR GRABS!



Your chance to bring extra flair to all you documents. Include pictures, clippings, photos and line drawings in your cards, documents and title screens. Cameron's Handy Scanners open a whole new area of graphic and text composition - you could win a complete scanning kit in our easy-to-fudge competition.



## WHAT WE'VE DONE

Using our Cameron Handy Scanner, we've digitized a fascinating picture of our favourite sloth and 'enhanced' it in an art package with some appealingly placed peripherals.

## WHAT YOU DO

Simply study the two drawings reproduced on this page. You'll find that the subtle changes have been made to the second picture - when you think you've found them all, let them on a postcard or the back of a sealed envelope; for example, you might write "Has two teeth" on one of them.

Finally, add to the postcard which machine you own, ST or Amiga, send it off to us at Cameron Scanner Competition, ST Design Forum, 4 Queen Street, Bath BA1 1BJ and keep your fingers crossed. Easy really.

## WHAT YOU WIN

The first two entries entry accepted from the editorial desk on Sunday 21st February - one for ST and one for Amiga - will win a complete Type 3 Cameron Handy Scanner system for their machine. Have a read of this month's review starting on page 24 to see what you'll get - not only a superb grey scale image scanner, but a handy set of 'optical character recognition' software to save you a bit of typing trouble. Each kit is worth £350 at retail prices.



## WHAT YOU CAN ONLY JUST READ

1. All entries must be received by the post on Sunday 21st February 1988.
2. The editor's decision is final, and will not be argued with him.
3. Employees of Future Publishing and Cameron may not enter the competition.
4. Amalgam and other alterations may not enter, as they would have an unfair advantage in spotting the differences.



# Castle Computers

**SALE SALE SALE SALE SALE SALE SALE SALE SALE**

## ATARI ST SOFTWARE

### MEGA OFFERS

**Sinbad & Throne of the Falcon**

RRP £24.95 Save Loads £10.00

**Deja Vu**

RRP £29.95 Our Price £13.00

**Tetris**

RRP £10.95 Our Price £7.95

**Splitfire 40**

RRP £24.95 Our Price £10.00

**Be Quick for these!!**

Starglider II	14.99
GunsHIP	14.99
Super Hang On	13.99
Trial Pursuits (New One)	12.95
Niger Mansells G.P.H.	15.99
Splitting Image	12.95
Road Blastern	13.99
Operation Wolf	12.99
Cyberoid	13.99
Road Wars	12.99
Elite	14.99
Star Ray	12.99
California Games	14.50
Tetra Quest	11.99
Killdozers	5.00
Pac Mania	12.99
Pac Land	12.99
Hardball	5.95

### Balance of Power

£11.99

Stargen	8.95
Manhattan Dealers	12.95
IK+	14.99
Luxor	9.99
Star Goose	14.99
Helter Skelter	9.99
Shanghai	3.95
Fernandez Must Die	14.99
S.D.I. (Advisors)	13.95
Hostages	14.99

## ATARI ST SPECIALS

**IK+**

£13.95

**Return of the Jedi**

£12.99

Skate or Die	15.95
Ultimate Golf	13.99
G. Linekers Hotshots	13.99
1943	13.99
Enduro Racer	5.95
Indoor Sports	8.95
Motor Bike Madness	9.99
Sundog	8.99
Passengers on the Wind	4.99

### G.F.L. Football

£9.95

Skybase	9.95
STOS	18.95
STAC	23.95
Craft & Junk	4.99
Nebulus	13.95
Bermuda Project	8.95
Turbo Cup	12.95
F15 Strike Eagle	13.99
Mars Cops	12.99
Olis	12.99
Kennedy Approach	14.99
Green Beast	12.99
Star Trek	11.99
Tire Car	3.95
Final Assault	13.99
Real of the Trots	14.50
Tiger Road	14.99
Black Tiger	14.99
Deluxe Scrabble	13.99
Jeans of Art	14.50
Thunder Blade	14.50
L.E.D. Storm	14.99
After Burner	13.95
R-Type	13.95
Double Dragon	12.95
Ghosts & Goblins	12.99

## ATARI ST SPECIAL OFFERS

Paper Boy	12.99
Space Harrier II	12.99
Super Star Ice Hockey	15.99

### F16 Fighter Pilot

RRP £14.95

Barbarian 2	12.99
Empire Strikes Back	12.99
Return of the Jedi	12.99
Zynaps	14.50
Defiler	14.99
Whirligig	11.50
Spy V Spy	5.95
Ruggy Boy	12.50
Peter Dinklageys	12.50
Night Raider	14.50
Nebulus	13.99
Karate Kid II	7.95
Leatherneck	8.00
Guarded 2	13.99
Out Run	13.99
Where Time Stood Still	12.99
Penny Mason	7.99
Amazon	5.99
Joe Blade II	12.50
Dungeon Master	14.99
Trantor	5.98
Degas Elite	14.99
Helix Attack	14.95

### Catch 23

£5.95

Winter Olympiad 88	7.95
Leather Goddess	9.95
Backlash	6.95
Zork I	9.95
Planetfall	6.95
Stationfall	7.95
Spellbreaker	6.95
Suspect	6.95
Starcross	6.95
Sarcovor	6.95
Infidel	6.95
Hollywood Hijinx	7.95
Road	12.95





**COME  
TO THE**



**PROFESSIONALS!!!!**



**NOW TAKEN**



**Castle House,  
11 Newcastle Street, Burslem,  
Stoke-on-Trent  
ST6 3QB  
Tel: 0782 575043**

**SALE SALE SALE SALE SALE SALE SALE SALE SALE**

**ATARI ST  
SPECIAL OFFERS**

Trinity	6.95
Road & Bert	6.95
Billyboo	7.95
Plundered Hearts	7.95
Hacker	4.95
Hacker II	4.95
Test Drive	15.95
Fatal Formula I	15.95
Game Over II	15.95
Iron Lord	15.95
Skate Ball	15.95
Puffin Saga	12.95
B.A.T.	15.95
Monsters of the Night	15.95
Final Command	15.95
Bombjack	12.99
Jet	24.95
Bargon 3 Chess	13.95
Times of Lore	14.95
Little Comp People	5.95
L'Affaire	5.95
Pace on the Wild 2	5.95
Shanghai	5.95
American Pool	4.99
Shuffleboard	3.95
Trash Heap	3.95
Stellar Crusade	18.95
Carrier Command	14.95
Street Fighter	11.99
Basketball	6.95
Castrolite	11.99
Necessary Compendium	12.99
Super Hudy	4.99
International Karate +	8.95
Dark Castle	9.95
Strike Force Harrier	9.95
Lambert RAC Rally	14.99
Mind Fighter	10.00
Sage Fight	5.95
G Ball	4.99

**Victory Road  
£12.95**

Legend of the Sword	14.99
Wiz	12.50
Mickey Mouse	14.50
Tanglewood	8.95
Space Riot	3.95
Wanderer	3.95
Sky Raider	4.95

**ATARI ST  
SPECIAL OFFERS**

Trauma	3.95
Championship Wrestling	5.95
Sub Battle Simulator	15.95
Robbery	12.95
Matrix	12.99
Face Off	9.99
Lords of the Rising Sun	21.95
Fed. of Free Traders	21.95
Dragon Slayer	10.95
Wec Le Mans	12.95
Chrono Quest	17.95
Maniac	12.95
Prisoner of War	10.95
International Soccer	9.95

**Paint Works**

RRP £34.95  
Xmas Price £8.95

Ultima V	15.95
Storm Bringer	8.95
Lancelot	12.99
Steakmarket	7.99
Captain Blood	14.95
Football Manager II	12.99
Army Moves	6.95
Rampage	5.95
Football Director II	12.95
Super Sprint	5.95

**CHEETAH 125+  
£8.95**

Ums	14.99
Bombacol	12.95
Speed Ball	14.99
Silent Service	14.99
Monseville Manor	14.99
Roads Tale	15.99
Real Warriors	9.50
Clover & Smart	4.99
Return to Genesis	11.99

**MINDSHADOW  
£3.00**

If ordered with any other game  
Borrowed Time ..... 3.00

Get Daxder	9.99
Gauntlet (1.8 Tos only)	6.95
Harsh	15.95
Zany Golf	15.95

**ST FIVE STAR  
GAMES**

**Cracycars  
Barbarian  
Enduro Racer  
Rampage  
Whizzball**  
All five for only  
**£15.50**

**From France  
HOTBALL  
£14.95**

**GOLDRUNNER  
£6.95**

**SPEEDBALL  
£14.99**

**FALCON  
£14.99**

We offer a fast reliable  
service by return of Post  
Cheque's P.O.'s to:

**CASTLE COMPUTERS**

Any games not listed phone  
our Hotline now on  
0782 575043



HARDWARE

## AMIGA MIDI KIT

The Amiga MIDI interface, our best do-it-yourself project, is still available from Magenta Electronics. It offers MIDI IN, MIDI and stereo OUTs, all in an elegant case for \$119.95.

Contact Magenta at the address for this month's ad, and get Form 1044 (and \$5 for construction details).

## VOICE BREAKING

There can be little doubt that in terms of quality the best speech synthesizers are the ones which play back complete sentences of a digitally recorded voice. Unfortunately, apart from the expensive software, these require large amounts of memory even if only a few short sentences need be stored.

There are two extreme alternatives. One is to store a number of digitized common words in ROM and build sentences up from them, but the vocabulary is usually limited, but the results are less than convincing.

The second method is really an extension of the "cut and paste" technique, but the digitized speech is only basic words such as "later" and "and". Provided there are enough of them, any desired words can be made up. You need to have some understanding of the basics of speech to get the best from this system, and although results are something short of full on the simplicity and versatility of these speech units makes them an attractive proposition. The latter sounds are stored in ROM in the speech unit, and quite long sentences require no more than a short program, plus a few dozen bytes of data storage at the computer.



# SPEECH SYNTHESIZER

Do you feel lonely? Wouldn't you like an understanding voice to talk to you once in a while? **ROBERT PENFOLD** explains how to add a speech synthesizer to your ST - or indeed any computer.

**O**n being the Amiga can boast what the ST lacks is a speech synthesizer - the ability to take a string of English text and speak it aloud. As it stands, on the ST it is just about possible to produce speech (as games like *Captain Blood* do by using digitized samples) but it needs a lot of expensive hardware if you are to capture your own

voice.

The above speech synthesizer for the ST gives it something close to capabilities of the Amiga. It may not always pronounce words and as you would be then (even allowing for the American accent), but it is capable of remarkably good results given a bit of

thought, and can handle any English word or sentence.

### Speaking volumes

The ST Amiga format speech synthesizer is a box which plugs into the serial interface (module port) of the ST. You can then use a programming

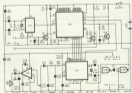


Figure 1: The circuit diagram for the technically minded. IC1 is the speech chip, and IC2 is a small power amplifier that enables a miniature loudspeaker to be driven at reasonable volume.



language to send commands to the unit which will dutifully speak to you through its own speaker - it doesn't use the ST's own sound chip at all.

In fact, the speech synth will work with any computer which has a serial interface, and that includes the Amiga of course. Disregard the possibilities using multitasking - you could get the Amiga to talk to itself, one voice through the built-in synthesiser, and one through the external board.

The speech box could have been designed to connect to the parallel or serial port of the ST - since many people will already have a printer connected to the Centronics, the serial port seems a better bet. The synth is powered from an internal battery as there is no convenient (and useful) way of tapping power from the ST itself.

#### Building the unit

Details of the printed circuit board are shown in Fig 2 - assuming you've bought the kit from Magenta Electronics (see the parts list elsewhere) all you have to do is identify the components, bend their leads to fit into the corresponding holes on the board and solder them in place.

A warning about the integrated circuits: apart from IC1 they all require anti-static handling precautions. This boils down to fitting integrated circuit sockets on the board first of all, and not plugging the ICs in until everything else is finished. These MOS integrated circuits are usually supplied in some form of anti-static packaging (such as conductive foam or plastic tubing). Leave them in until it is time to fit them into their sockets, and then handle them as little as possible. Obviously you should keep away from any sources of static electricity when fitting these devices.

The pins of integrated circuits are usually spaced out slightly, making them difficult to plug into their sockets.

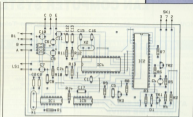


Figure 2: Slot the components fit onto the printed circuit board supplied with the kit. Refer to the Parts List later on for which colour corresponds to which component. Push the component leads through the holes so that the wire poke out of the copper side of the board, then solder and trim them.



Now the completed circuit board looks with its connecting leads.

ens. Pressing the row of pins against the top of a table to bend them is slightly easier than using a vice.

to fit. Make sure all the pins are going into place before pushing them home - buckled pins can easily snap off or

## THE ALLOPHONES

Dec no.	Hex no.	Allophone	Sample Word	Dec no.	Hex no.	Allophone	Sample Word	Dec no.	Hex no.	Allophone	Sample Word
0	0	PA1	Silent pause	23	16	SH1	sh	44	2C	NO	no
1	1	PA2	Silent pause	24	17	AO	ao	45	2D	LA	less
2	2	PA3	Silent pause	25	18	SO	so	46	2E	WH	what
3	3	PA4	Silent pause	26	19	FO	fo	47	2F	SH	shape
4	4	PA5	Silent pause	27	1A	AO	ao	48	30	WH	when
5	5	BT	BT	27	1B	SH	sh	49	31	TA	tea
6	6	BT	BT	28	1C	SH	sh	50	32	TA	change
7	7	BT	BT	29	1D	SH	sh	51	33	TA	at
8	8	AA5	Same	30	1E	SH	sh	52	34	AA5	same
9	9	FP	Power	31	1F	SH	sh	53	35	SH	she
10	A	DA5a	DA5a	32	20	SH	sh	54	36	SH	the
11	B	SH	sh	33	21	SH	sh	55	37	SH	the
12	C	SH	sh	34	22	SH	sh	56	38	SH	the
13	D	TT	Top	35	23	VV	Vertical	57	39	SH	the
14	E	SH	Sh	36	24	SH	sh	58	3A	SH	the
15	F	SH	sh	37	25	SH	sh	59	3B	SH	the
16	10	SH	Sh	38	26	SH	sh	60	3C	SH	the
17	11	TT	top	39	27	SH	sh	61	3D	SH	the
18	12	SH	Sh	40	28	SH	sh	62	3E	SH	the
19	13	SH	sh	41	29	SH	sh	63	3F	SH	the
20	14	SH	sh	42	2A	SH	sh				
21	15	SH	sh	43	2B	SH	sh				

## SLURRED SPEECH

The speech speed is controlled by a 3.2768 MHz crystal. This is a readily available and cheap item which is intended for use in quartz clocks. The crystal frequency recommended by the speech chip manufacturer is actually 3.2768 MHz. The marginally higher than-recommended crystal frequency results in a slightly higher audio pitch and very minor speeding up of the speech output. Neither effect is great enough to be noticeable though.

# LAN COMPUTER SYSTEMS

SHOW ROOM open Mon to Sat 10.30am to 5:30 pm Telephone 01-597 8851

## ATARI SYSTEMS

520STFM	£209.00
1040STFM	£269.00

Please note 1040 spec includes T.V. modulator at No Extra Cost!

ATARI MEDIA SYSTEMS

Magz 2	£399.00
Magz 4	£299.00

**ATARI'S NEW 520 STFM  
WITH 1MB DRIVE  
£289 INC VAT  
IN STOCK**

**ATARI'S New Super Pack:**  
520STFM Computer with 1Mb integral  
drive + all this software:

Advent 2 - Mistral - Black Lamp - Castles - Eddie Edwards - Super Ski -  
Banyard - Simon - Return to Gamma - Europa - Test Drive - Explora - Ridge Run -  
Hail Hunters - Beyond The Ice Palace - Thunderbolt - Drapper 2 - Thrust -  
Road Wars - Marble Madness - Summer Olympics - Seasons Out

All this for the incredible price of just  
**£289.00 + VAT**

## PRINTERS FOR THE ATARI

Citizen 1260	£299.00 + Vat
Parasonic 1981	£199.00 + Vat
Star LC81 Colour Printer	£189.00 + Vat
Star LC81 Colour Printer	£230.00 + Vat
Star LC24 / 18 Printer	£299.00 + Vat
NEC PC2000 24 pin Printer	£275.00 + Vat
NEC PM	£469.00 + Vat
Epson L8000	£179.00 + Vat
Printer Cable	from £3.00 + Vat
Printer Stand	£19.00 + Vat
Printer Ribbons	from £33.00 + Vat

## DRIVES FOR ATARI

Cumans 1000 disk Drive	£109.00 inc Vat
including all the connecting cables and power supply unit	
FREE 10x1.5 D500 disk	FREE Disk Drive Cover
FREE Mouse Mat	FREE Delivery in UK
<b>20MB Hard Disk For the Atari</b>	<b>£275.00 + Vat</b>
<b>Super 20MB Hard Disk</b>	<b>£469.00 + Vat</b>
1.25 +MB Disk Drive 10/80 Switchable	£139.00 inc VAT
including all the connecting cables and power supply unit	
FREE 10x1.25 D500 disks	FREE Disk Drive Cover
FREE Mouse Mat	FREE Delivery in UK

## STAR LC 10

**LC - 10  
COLOUR printer  
NOW IN STOCK  
£233  
plus VAT**

## ACCESSORIES

Mouse Mat	£4.95
Printer Cable	£14.95
Disk Drive/Bus cover	£3.95
Monitor Dust-Cover	£4.95
Atari ST Dust-Cover	£4.95
10 x 05 5.25" disks	£14.95
Atari Joystick	from £3.00
Printer Stand	£19.00
Monitor Stand	£19.00
2000 sheets of paper	£14.00
Disk Cleaner 3.5"	£7.95
Disk Cleaner 5.25"	£7.95
20 05 5.25" disks in lockable box	£29.95

## MONITORS

ATARI 1024 High Resolution Monochrome Monitor	£89 + Vat
1024 Colour Monitor	£199 + Vat
£ ordered with Computer	£199 + Vat
Philips CM6603 Monitor	£219 + Vat
£ ordered with Computer	£229 + Vat

## HOW TO ORDER

Enquire later with cheque, postal order or credit  
card/number for amount including VAT and delivery  
charge. Credit card holders may order by telephone  
credit card desk. Dispatch normally within 24  
hrs.

Office Orders from Educational Establishments,  
Local Authorities and Government Departments  
welcome. Contact Education Dept.

**REPORT NUMBER 01-597 8854**  
**TELEX: 908528 FAX 01-597 8857**

## TV TUNER

### TV TUNER

Turn your monitor into a  
TV, 12 Programme  
selections complete with  
all cables. Switchable between  
TV and computer  
**£55.00 plus VAT**  
If ordered with monitor  
**£50.00 plus VAT**

Deals and expert opinion

Contact Trade Dept.  
**ALL SOFTWARE AND BOOKS  
INCLUDE VAT AND DELIVERY**  
**ALL HARDWARE 01/11/85**  
**£10.00 COURIER SERVICE**  
Prices exclusive of VAT unless  
otherwise stated and correct  
at time of going to press.  
Education orders ask for  
Tary Judge or Mike Brown

Come in and see us at 1063 High Road, Blandford Heath, Wiltshire, Wexley, just  
around the corner from Cranwell Heath station or easy parking in Marlston Gardens, just  
opposite, or 01-597 8851 show room open Mon to Sat 10.30 am to 5.30 pm.



they are straightened out. Make sure the integrated circuits are fitted the right way round, with the notches in the packages indicated in Fig. 2.

### Orientation course

It doesn't matter which way round the electrolytic, resistor, and non-electrolytic capacitors are fitted, but the electrolytic capacitors and diode D1 must be fitted the right way round. In the case of the electrolytic capacitors '+' and '-' signs should be marked on the components to identify their lead ends. The transistor has perforated leads which should extend from the diode into place in the correct oriental slot easily.

Several fine wires are needed, and trimming from resistors/capacitors for trued wire may suffice for these. If not, some 22 AWG tinned copper wire will be needed. Fit 10mm single-sided printed circuit pins to the board at the places where connection to SW1, W1 and the other off-board components will eventually be made.

Minimize loudspeakers, more meant to have any provision for panel mounting, so just glue (51) in place. Any good quality general purpose adhesive should do, but try to avoid covering any onto the diaphragm. The printed circuit board is mounted on the base panel of the case using both end spacers, W10 and S1 are connected in a standard volume control and on/off switch.

There is a small amount of point-to-point wiring to add in order to finish the job. This is mostly straightforward, but Figs 2 and 3 show how to get the wiring to W1/S1 right. Fig. 4 shows an alternative for the 25-way D socket which connects to the ST's 'master' control pot. This shows the socket as viewed from the rear, ie, the side on which you make the external connections.

A supply voltage of about 5 to 6V is required, and this is provided by four HF7 size cells in a plastic holder. These holders have standard HF7 style connectors incidentally—do not use a 9 volt battery as this may damage C2 and C4, neither of which are particularly cheap.

The output signal is 0 and +5Vdc rather than the standard 0/50/100 levels of -12 and +12 volts. However, the ST's vocal level like most others will operate perfectly well with these reduced voltage levels provided a connecting cable of no more than a metre or less is used.

It is advisable to get the computer up and running before switching on the wire box, or there can be problems with spurious signals from the computer generating noises. Once the unit is switched on, with the on/off pump up, it should be possible to hear a certain amount of background buzzing if you place an ear

close to the loudspeaker. If not, switch off-at once and give the wiring a thorough check.

### Speak to me!

As you'll have gathered from the 'voice breaking' box, to produce a word you need to send the correct series of sounds, or allophones in the jargon, to the speech unit. A list of all allophones available is provided in the box, together with an example word which should help to clarify the exact sound of each. The key to getting realistic speech is understanding how a spoken word is composed of these sounds.

It would be nice and easy if each letter of the alphabet had a corresponding allophone, but there is no easy match of this kind. Any software which tries to turn written English into the right allophone for a speech synthesizer certainly has a difficult task.

So what are the basic rules for selecting the best allophone? The most important one is to think as much as possible in terms of the way a word sounds, rather than how it looks in writing. This is a fine for someone selecting allophones for themselves, but is beyond the scope of most computer programs!

Looking down the list of allophones you will notice that there are often two or three allophones for what, on the face of it, is just one sound. These are, for instance, three 'G' sounds. The difference between similar allophones is mainly one of duration. Allophones 'GG' and 'GGG' are relatively short at 100ms and 150ms respectively. These are normally used at the beginning of a word. The longer 'GGG' allophone at 150ms is mainly used at the end of words. The allophones for use at the end of words, or in the middle of them, also tend to be softer. Those for use at the beginning of words are generally much sharper, with a high initial volume that rapidly subsides.

With most of the sounds it is not possible to effectively stretch them out by using the same allophone two or three times in succession. This is due to most of the sounds changing in volume quite significantly from their beginning to their end. Using several of them in succession gives a sort of echo effect! There are some exceptions though, and these are marked with a '\*' in the list. In order to get a good sound it is often essential to use two or three of these sounds in succession. Note that 'FF', 'TH', and 'SS' allophones are normally only doubled-up when they are used at the beginning of a word.

### Pause for thought

The inclusion of short allophones makes it easy to insert the pauses that occur during speech. This is another aspect of the speech synthesis that needs to be given careful

thought if really good results are to be obtained.

When selecting the places for pauses it is only natural to assume that there should be short pauses between sentences, longer ones between sentences, and none at all during words. In reality, in normal speech you often run one word into the next, leaving in what are really phrases

## PARTS LIST

REFERENCE	VAL	DESCR
R1	10k	brown, black, green, gold
R2, R3, R6	20k	green, blue, red, gold
R4, R8	47k	yellow, violet, red, gold
R5, R7	5k2	red, red, red, gold
R9, R14	10k	brown, black, orange, gold
R10	100	brown, black, black, gold
R11, R13	22k	red, red, orange, gold
R12	100k	brown, black, yellow, gold

POTENTIOMETER	VAL	DESCR
W1, S1	47k log with switch	

CAPACITORS	VAL	DESCR
C1	100n ceramic	
C2, C3	100µ electrolytic	
C4	470µ 10V radial electrolytic	
C5	100µ polyester	
C6	100µ 10V radial electrolytic	
C7	100µ 10V radial electrolytic	
C8	100µ polyester	
C9, C10	47µ 10V radial electrolytic	
C11	47µ 10V radial electrolytic	
C12, C13	22n polyester	
C14	100n polyester	
C15, C16	22n electrolytic plate	
C17	100n polyester	

SEMICONDUCTORS	VAL	DESCR
IC1	4000B	
IC2	8400	
IC3	14558AN	Amplifier for speaker
IC4	97000A	Speech chip itself
IC5	4011B	
IC6	13005B	
TR1, 2, 3	8054s	

MISCELLANEOUS	VAL	DESCR
SW1	25-way D connector and cover	
R1	4007P batteries in plastic holder	
LS1	8Ω impedance 80mm diameter speaker	
D1	1.2V/100mA miniature wire-wound crystal	
D2	2.4V/100mA wire-wound crystal	
	Permed shield board	
	Case about 100x150x75mm	
	Control knob	
	1 metre of 0.15mm cable	
	2x1. Integrated circuit holders: 5 each of 8 pin, 14 pin, 18 pin, 28 pin, 40 pin	
	80 pins, both and spacers for PCB mounting	
	Lower diameter printed circuit pins	
	Solder	

## GET KITTED OUT!

Ordering parts from electronics catalogues is a hassle, and if you haven't done it before you'll get really fed up. But don't worry, 14 Single Format in conjunction with Magenta Electronics is offering a complete kit of parts for sale.

The kit costs £29.95, inclusive of a pre-drilled box complete with elegant lettering, and hopes as pictured on these pages. Send your orders to **FORMAT SPEECH SYNTHESIS OFFICE, MAGENTA ELECTRONICS, 136 MARION STREET, BURNFORD, OXFORD, OX5 1SE** or phone 0265 854505 with your credit card details.

Please allow 21 days for delivery.



# SOFTWARE EXPRESS

for  
AMIGA and ATARI  
(021) 643 9100



## DUNGEON MASTER EDITOR ST



**£9.95**  
(Disk & Book P&P £1.00)

Bashing your characters against a dungeon wall? At last, the answer is here to all those frustrating late nights!

### THE DUNGEON MASTER EDITOR from Softter

- Create shortcuts, new passages etc.
- Open doors without keys!
- Remove secret doors!
- Print out maps of all fourteen levels!

Also includes the revised "Way of the Firestaff" with the "List of Spells", Character Attribute Chart, even more hints and tips and a brand new set of maps (Amiga version soon)

## SALE Special Offers! SALE

ATARI ST			AMIGA		
Title	R.R.P	Price	Title	R.R.P	Price
Elite	24.95	16.95	Elite	24.95	16.95
Starblazer II	24.95	16.95	Starblazer II	24.95	16.95
Chrono Quest	29.95	19.95	Battlechess	24.95	16.95
Daley Thompson's Olympic Challenge	19.95	13.95	Fusion	24.95	16.95
Barbarian II	19.95	13.95	Chrono Quest	29.95	19.95
Drifter	19.95	13.95	Rocket Ranger	29.95	19.95
Race/Bromo	19.95	16.95	Captain Blood	24.95	16.95
STOS	29.95	19.95	Messiah	19.95	13.95
Lancelot	19.95	13.95	World Tournament Golf	24.95	16.95
Lombard RAC Rally	24.95	16.95	Capone	24.95	16.95
Operation Wolf	19.95	13.95	P.O.W	29.95	19.95
Double Dragon	19.95	13.95	Lombard RAC Rally	24.95	16.95
F.D.F.T	24.95	16.95	Speedball	24.95	16.95
R-Type	19.95	13.95	Dungeon Master		Phone
Speedball	24.95	16.95	F-16 Falcon		Phone
Spitting Image	19.95	13.95	After Burner		Phone
S.D.I.	19.95	13.95			
Horses of the Lance	24.95	16.95			
F-16 Falcon	24.95	16.95			

SALE PRICES MAIL ORDER ONLY

**Citizen 1200 Dot-Matrix Printer**  
**£149.95 inc. Cable and Postage!**

### \* COLOUR MONITOR \*

Software Express  
Computer Systems Ltd.

112-203 Broad St  
Birmingham B15 2JF  
Tel: 021-643 9100

Medium Resolution budgeted Philips Monitor  
Suitable for ST & Amiga £224.95  
(Add £5.00 for Next day delivery)

Software Express  
Computer Systems Ltd.  
4 Exeter St (Wolverh).

Plymouth  
Devon  
Tel: 0752 365276



NEWS

# SCREEN PLAY

With the remains of the Christmas cake festering in a tin at home and all the best of Santa's games now beginning to look boring, what better than a glance at all the new releases? **MARK HIGHAM**, games reviewer extraordinaire and resident Chuckie Egg addict, spent Christmas locked up in the Format offices to provide you with a list of the up and coming games.

## PREVIEWS

### DRAGON'S LAIR

READYSOFT/ENTERTAINMENT INTERNATIONAL ■ Amiga  
£44.95 ■ End of January

This mega adventure game which extended across games now comes only on the Amiga. Dragon's Lair will come on its disk (happily justly-

### SILKWORM

RANDOM ACCESS/SALES CURVE ■ IT & Amiga  
£15.95 ■ End of March

Leads and leads of events in the home co-op conversion, Silkworm is a horizontally scrolling game in which you have the choice of playing from either a chooper or a land-based pup. Both of these have equal firepower, but with a two player option you can make use of the different features of both. The objective is to be pursued to land away the fleets of mouse launchers, tanks and percherons against an impressive backdrop of smoothly-scrolled desert landscapes. Great fun for the shoot-stamp addict.

### INTERPHASE

IMAGEWORKS/MINDSOFT ■ ST & Amiga  
Price TBA ■ One February

Interphase is definitely not your average game. It's set in an unpopulated future where people spend their

leisure time playing DreamHack, a recording of fantasies and pleasures you plug into for a virtual thrill. A bit like ST's Duelle-wally.

Unfortunately the DreamHack Corporation are putting subliminal messages in their fantasies to control people. It's your job to locate the security controls of the mainframe and find and retrieve the lost DreamHack.

Interphase promises the fastest and smoothest 3D tiled video graphics yet seen, featuring striking topographic and the most dazzling light and light sequences ever. That's a lot to be set up.

### GEMINI WING

IMAGEWORKS/SALES CURVE ■ ST & Amiga  
Price TBA ■ End of March

This vertical-scrolling shoot-em-up is described as 'organic' game. Gemini Wing leads you through seven different levels of organic backgrounds filled with lots of weird alien, such as mutating butterflies, flying beetles and giant bacteria.

With weapons ominously named the Windscreen Wiper of Death, boring missiles and a frontal which

## GAMES INDEX

### FORMAT GOLD

People Before Day	Magazines	57
Real	Psychics	54

### REVIEWED

Gallegos's Domain	Fantasy	99
Night Hunter	3D Soft/Electronic Arts	67
LED Storm	Masters	68
Invincible Striking Sphere	Action	68
Who Framed Roger Rabbit?	Comics/Readysoft	64
Cosmic Pinat	Puzzle	65

### CHEAT ZONE

Gamebooks	58
-----------	----

ing the enormous plot and offers 1,000s of graphics and sound file control. It's the thing as he wanders through the ruler's maze-like corridors in search of the fat Prince. (Ignore the relation to a recently deceased member of the 'nightclub' cast). She is being held in the sub dungeons of Serge the Dragon and you have to rescue her from a bag of bones.

ST gamers may remember the rather gimmicky version to their machines which needed a keyboard player to operate, but the Amiga version looks set to be very much better. The game can only be run on a 1MB Amiga but its release is likely to prompt many people to upgrade.

## SHOCK BOX

When the door of hell opens only and a party of evil goblins emerge to breathe their foul smelling breath over the world you just know that Amiga has stepped up with another release. Mark Whittaker returned to the shiny silver zone in their latest game, but also was nothing compared to the majority of the titles arriving through the portals in the Format office this month.

Among the 3D ST releases and 3D Amiga games was **Armageddon - Revenge of Sam** which has finally appeared on the Amiga. Unlike Dragon's Lair (who offered the reasonable opportunity to watch two enemies engaged in shoot-fighting - and getting blown) was another shoot-fighting game from Barmak but instead of two battles involving lightning, each other you could play in winning Mrs. Thatcher from the Prince in his most holy arena - great fun for all of the reasons. (Great's much-awaited Operation Bull was not only slow but boring, it got tried on the ST for about a quarter of an hour before it was cancelled off in favour of more fun with a database library **Dead**, also from Ocean didn't even last that long, poor graphics and a worse plot than our reluctance to the limit.

On the better side there was the brilliant **Super Hang On** for the Amiga - not the ST version in issue 1. (Mindyour's The President's Missing was another good release but didn't make the grade in this one). On the interesting game side we got hold of a copy of **Microcity - The Great Adventure** but given the Talewin's review on page 17 if you want to find out more about this see the microcomputer edition. I will have't appeared but we've given a **bonus!**

Finally, Lords of the Ring: Sam is getting closer - we received a demo which looks as if it promises a really great game. Watch this space.



spread out to the sides of the screen, her ribs up and torches everything, it's going to be hectic.



▲ An alien - VERMINATOR isn't our best

## VERMINATOR

RAMBER/TELECOMSOFT ■ ST & Amiga

£19.95 ■ Early February

When did you last see an alien for Verminator? Six months or more, it may have been, but the game looks like it was worth the wait. Set inside the trunk of an ancient sub time machine coasting over 250 colourful locations from top to bottom, you have been employed by the Time Council to rid the sub of spurious vermin. This is your chance to make some decent dough - taking what you might not



▲ Final COMMAND

knowing from the Mob.

## FINAL COMMAND

SSI SOFT/ELSC. ARTS ■ ST

£19.95 ■ End of February

The last words uttered by Hyperstation Alpha were: "It's under attack." Being a pretty cool guy and a space adventurer as well you've been selected to go for mission impossible. This action-packed adventure will lead you to the limits of

space as you communicate with friends and foes in your quest for information. With interactive plots, funny features and humour at your heels, you'll need lots of skill and great ingenuity to discover what happened to Hyperstation Alpha.

## DANDY GRANDSLAM

ST & Amiga

£19.95 ■ End of Feb./Early March

Grandslam have snatched up the rights to the Dandy comic adventures - exploits with Brass Neck, Desperate Dan and his coo pals, and Kofy the Cat. Brass Neck is employed in a strange cake factory loaded with the Objective to bake as many cakes as possible. But with overflowing dough and conveyor belts that break down every time Brass Neck tries to put a cherry on the cake, the task is hard



▲ Can you bear the challenge of

used becomes very tricky.

## TRAINED ASSASSIN

SSI SOFTWARE ■ ST & Amiga

£24.95 ■ Beginning of February

The promise of super-smooth movement and animation should combine to turn this shoot-'em-up into a game of true arcade quality. With five levels of action featuring instantly animated monsters and pick-up enhancements for your ship, you'll need to defeat wave upon wave of ugly aliens as you take a trip through twisting tunnels. At the end of each level you'll need to blast away the largest monster you ever did see.

## SWORD OF SODAN

DISCOVERY/GAMSTAR ■ Amiga

£24.95 ■ February

Recursive sprites are moved around the



▲ Sweet DRAGON'S LAIR on the Amiga

screen at SuperReal speeds in the game already seen in the UK. You move through different levels incorporating parkas scoring and a range of enemies which can only be defeated by walking your sword and making sure they get to know who's in charge. Sampled sound effects and great graphics make it a game you'll want to add to your collection.




▲ The sophisticated scenes of SWORD OF SODAN.

## TINTIN ON THE MOON

INFOGAMES ■ ST & Amiga

£19.95 ■ Early February

Tintin and his fluffy white buddy, Snowy, climb into their red and white space-ship and set off to the moon. Being in control of their destiny, you have to pilot the ship through meteor storms, survive attacks by outer-space aliens and land the ship somewhere in the deep craters of the moon. But you're problems don't end there. You'll need to outsmart engineers and deal with Captain Haddock, Professor Calculus and the bumbling



▲ Can you stay awake for INFORMATION



▲ TINTIN ON THE MOON



# PURPLE SATURN DAY



EPIC/INFOGRAAMES

ST - Reviewed. Mouse, Joystick, \$24.95

Amiga - Out by the time you read this, \$24.95

When it comes down to it, the burn-in is a pretty pathetic bunch of yobs. But it's only when the odd superhero wanders into the Universe that we really start feeling incompetent. Purple Saturn Day is Infogrames' follow up to the mind-blowing Captain Blood, and offers mere mortals the chance to vent aside inferiority complexes and give a thorough drubbing to all our ugly alien neighbors. They might all have faces strongly resembling a two-day old tripe, but they're skilled enough to make daunting opponents.

## AIM

One day a year the stars of Saturn turn purple and the inhabitants of the neighboring planets come together to the galaxy (Simplified And believe me, they're almost as ugly as the alien ourselves - and that's ugly when it comes to E&E titles). Two strategies designed to test your skills of speed, strategy and endurance you're going to be faced to your loss.

You have the option of having or going for the full challenge of the competition. Having allows you to play the four games in any order and to offer as you like. The competition offers 25 opponents and four games to complete. It's pretty clear you'll never see the three races of each event - primarily, sequential and final - but if you do, then the winner is headed to a list from a previous game's bonus. This means for a good once more powerful than a credit card will get paid once things offering are the result.



4. Flying signs of the red markers and left of the yellow ones soon take up the old score.

4. The idea is to fly through Saturn's rings taking a red energy particle from around the planet.

## THE CHALLENGES

### RING-PURSUIT

You'll end up with some marks on the chosen map if you're going to handle this challenge. The objective is to fly a Saturn course around Saturn's external rings avoiding collision with a series of markers. So long as you're ahead of your opponent you can build up the old score by timing flight of the red markers and left of the yellow ones. This game's ending will they challenge you, but a flag at the corner of the screen gives you some idea of what's on its way. Stop the wrong side of the markers and bonus points are awarded to your opponent.

### TRONIC SLIDER

Gathering eggs was additive in Double Egg, but Purple Saturn Day takes it into the future - minus the Saturnella. You're in a race against the clock to take around the four packing up energy globules. A super-fast energy ball travels around the screen, and by firing at it you can release the power that it holds. The ball will then return and react off something else within you have to go back and pick up the glowing orange ball left behind. If you don't get back in time your opponent claims a point.

### BRAIN DOWLER

Fancy a test of brain capacity to lighten the long winter evenings? With two sides of a brain currently not functioning towards the the American election, don't let your task is to get your ball working again by connecting all the chips together and ensuring that the moving ball has a free path to the center of the brain. You need to connect balls of energy and fire them at the chips in order to join

them up. Your intuitive opponent makes this no easy task when he wanders across to your playing area and stops out all your hard work.

### TIME JUMP

Jumping into the future is the idea behind this game - don't expect to meet your older as the eggs for 5000 birthdays though. You slow the destination to gather energy and then release it to jump forward in time. This produces a cluster of squares which you have to shoot. You go through this process three times as you wind up the temporal spring, after which you shoot through the screen stars at the end of the galaxy. Hold on to your position or the real looping speed will send you straight into a cosmic jail-cell.

### Ring Pursuit

### Brain Slider

### Time Jump

### Tronic Slider

### Time Jump

### Tronic Slider

### Time Jump

### Tronic Slider

### Time Jump

### Tronic Slider

### Time Jump

### Tronic Slider

### Time Jump

### Tronic Slider

### Time Jump

### Tronic Slider

### Time Jump

4. Select the different games - the ugly batch are great opponents.





▲ A red ship can be taken out of your viewing field but once the pulse has changed it is green then you can miss.



▲ Collecting energy is the obnoxious your finger in the bar and of a computer laser - you give that until you fire the pulse.



## GRAPHICS AND SOUND

All the games except the Brain Buster provide a view out of the front window of your vehicle. This has the effect of really making you in the gameplay even though it often makes manoeuvring considerably more difficult.

Ultimate Captain Blood had its entire graphics sequence buffed in a few mins. An excellent has gone for a superb sample. The graphics efforts in *People Saturn Day* are strong enough to keep you playing for hours. The animation in the *Time Jump* game is kept impressively smooth, which is no mean feat considering the size of the giant people molecules being moved around. Keeping the carting like objects in the *Time Jump* game could have been covered by a faster response to the fire button, or even an auto-pilot on the controls.



▲ As this is the winner's prize, it is 87. Looks good in it.

Colour sequencers are great at an effective screen colour and sound effects help to have you wondering if somebody has just pulled the legs out from under your nostrils. Other sound sequencers have been as well considered as those in the new leg-striker *Cap'n Blood*.

▲ It's up to you reassemble the brain-dust particles. Make use of your grey matter to re-align all the particles to the centre of the brain and win. Don't expect your opponent to stick to his side - when the chips are down he'll come along and snipe at your hard work. *Alien* - pass!

## CONCLUSION

*People Saturn Day* is a brilliant game with something for nearly 500s. The four challenges are designed to appeal to the widest possible audience, so you're certain to find something worth playing - either your idea of a good time is transporting of dangerous stations from the dangers of *Brainbuster* to the traditional shootings of the *Time Jump*, you'll be firmly committed to your seat.

*People Saturn Day* is arguably the best release of 86 for the 16-bit scene, and it contains a formidable challenge to the games of '85.

### with graphics



### moving graphics



### overall look



### testing software



overall 98%

▲ *Alien* is a really excellent on-screen game area sounds like a great idea but you have to use movement and timing (try making it past energy which can be an exhausting



▲ The you don't lose too quickly but on the wrong edge of the and he'll use his brain rather to knock off your energy bank.



▲ They aren't the *King's* six energy but *Alien* it with your beam and it's ship energy. You can't make your own go back and collect.



▲ Just the purple movement and only do this until you progress but they don't do much for your score.



▲ The *Time Jump*. For the spring and make way for a blast to the stars. When the works appear you'll need to show for but you're made of sterner stuff.







▲ No, this isn't a scene from *Tarzan*. This little blue fellow is about as friendly as the rest of the gnomes down here.



▲ This beast has the manners of your furry friend and is probably about as friendly.



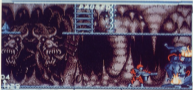
▲ This vicious stry of blue-light is the force field. Beware - it can't be switched off, even by using your leeches at it.



▲ Peeking into the boss chamber to confront Gool.



▲ It takes a lot of firepower to zap this one, but it's got to be done if you're going to disable the force field. The generator disappears in clouds of fireballs and the field has been disabled.



▲ Well, Bull Bull isn't too hard. At least it can't get back.

## CONCLUSION

If you liked *Menzob* then you're sure to love *Ball*. Its multitude of levels create a maze of problems. Monsters, force-fields and one machine party take in the same place with each game to coming back again and again finding ways to tackle each obstacle in what helps it add more. *Ball* is the sort of game that has you coming back for more... and more. Each time you turn off the machine you know that there's something you still haven't managed to complete. The different levels offer new stages which will keep you hooked for months.

### 3D graphics

1 2 3 4 5

### moving graphics

1 2 3 4 5

### sound/music

1 2 3 4 5

### loading interest

1 2 3 4 5

overall 91%

## GRAPHICS AND SOUND

The graphics in this game are remarkably similar to *Superman*. (Blasphemy, definitely one of the major sins of our age.) The monsters are ludicrously associated with each level sounding mouthfuls of hungry moles which they aren't too reluctant to get out. All lots of other menacing animal creatures straggling around you, everything quickly becomes pretty hectic.

On-screen objects are not as colourful as those which were used in *Menzob* but the Amiga version looks certain to remedy this fault. The different levels, accessible via a walk-in transporter, offer gamblers against yellow or green backgrounds. These have been as effective as the

first screen effect) is where you'll probably spend the majority of your time. Explosive effects might not look entirely realistic, but they certainly convey the right cuts to when you've knocked out the game's boss and come back to them late on to feel that they're still something that you realise the whole game has been painstakingly designed.

Sound effects are not exactly mind-blowing, with simple explosion sounds and sparse effects scattered elsewhere. There's a really annoying clunk, similar to what you hear on top of a ball of Corflute, mixing with each feedback your character takes.

# GALDREGON'S DOMAIN

PANDORA

Amiga - Macos. Reviewed £19.99

ST - Out soon

Once upon a time - in the deepest, darkest depths of the Levels of Mazon - there was this

wizard guy wandering around with the weird name of Azazel. Old Az belonged to an elite occult

movement and generally did evil things. His wrongdoings didn't make him a happy man though.

## GAMEPLAY

As a wandering, Searching for the five special gems of Azazel. It's up to you to get hold of the gems before his. These little gems aren't like the diamond earrings in your ma's jewel box, they actually do things like giving you special powers.

This might seem like a fairly easy task - after all, it's only five squatty things. Unfortunately there's a twist to the tale: the gems are scattered across 2500 different locations. The problems don't stop there. You see, there are also a range of hideously ugly beasts who've taken it upon themselves to guard the gems. This would be fine if they made

some attempt at being friendly, but do they? Do they? Well if you're going to get hold of the precious gems then you'll need to make lots of stealthy moves and do some quick thinking.

Help can be obtained by peering down to the local towns where you can communicate with the natives. The friendly chaps will give you information on the bad guys and clues as to where the gems are hidden. But beware, these guys have the mouths of a shark - and steel just as hard. If you're not careful they'll make moves to destroy you.

## INTERACTION

Communication with the sort of game is always dubious. Ideally you could sit in front of your monitor and chat verbally to all the different characters. Galdregon's Domain doesn't offer this, but the range of options available are extensive.

Along the bottom of the screen is a box which gives you an extensive choice of options for each situation. By pointing the mouse onto one of these and clicking you can select the feature. To the side of these are icons used to provide access to all sorts of spells and fighting options.

## CONCLUSION

Galdregon's Domain is similar to the now infamous Dungeon Master, but it sets aside from the rest by its great graphics and atmospheric sound. You'll be wandering the territory for ages. And with a Galdregon I promise, you just know what you'll be doing every night for the next decade. It's a good game and well worth the challenge. You'll be hearing a lot more about Galdregon's Domain from now on.



There are no blank walls in this game.

Inside the domain. Select which spell you want to use and try and wipe out the ugly creature.

## GRAPHICS AND SOUND

The graphics set the game aside from its fellows. Brilliant detail can be found in every background, and the characters look menacing enough to have you quivering in your boots. One of Domain's best features is that you'll never come up against a grey wall - every single screen employs a wide range of colours and detail.

The sound effects have not been forgotten either: different sound effects accompany each location and a range of grunts and groans fill the air during combat. You begin to feel involved in the action. Switch off the lights and turn up the volume; you'll soon forget that you have to be at work the next day.

still graphics	1 2 3 4 5
interaction	1 2 3 4 5
soundtrack	1 2 3 4 5
testing interest	1 2 3 4 5
overall 87%	





# MEGALAND



0703 332225

0703 332225

525 STFM Super Pack.....	£295.00 + VAT
525 STFM Explorer Pack.....	£225.00 + VAT
525 STFM and Mono Monitor.....	£324.00 + VAT
1040 STFM with TV Modulator.....	£339.00 + VAT
1040 STFM with Mono Monitor.....	£435.00 + VAT
1040 STFM with Super Pack Software.....	£399.00 + VAT
1040 STFM with VIP Professional and Micro Soft Write.....	£379.00 + VAT
1040 STFM with VIP Professional, Microsoft Write and Superpack Software.....	£449.00 + VAT

Please note - Super Pack Software includes over £450 of Games and Accessories

## MEGA PACK 1

AMIGA 500, Free Proton Paint, Free Skyfighter, Free Las Vegas, Free Gridstar, Free Karate Kid II, Free Goldrunner, Free Whizball, Free Plateaux, Free P.O. Disks, Free TV Modulator, Free Joystick and Free Mouse

**£399.00 inc VAT**

## MEGA PACK 2

AMIGA 500, Free Carrier Command, Free Proton Paint, Free Karate Kid II, Free Goldrunner, Free Demolition, Free Joystick, Free P.O. Disks, Free Whizball, Free Plateaux, Free Angle Sanki, Free TV Modulator and Free Mouse

**£425.00 inc VAT**

## MEGA MEGA PACK

AMIGA 500, Free Proton Paint, Free Carrier Command, Free Karate Kid II, Free Goldrunner, Free Demolition, Free Joystick, Free P.O. Disks, Free Whizball, Free Plateaux, Free Angle Sanki, Free TV Modulator, Free Skyfighter, and Free Gridstar

**£449.00 inc VAT**

## DRIVE

Cumana Amiga Disk Drive CAX 354 with through port and on/off switch.....	£99.00 inc VAT
Cumana Atari Drive.....	£99.00 inc VAT
518i Commodore 54 /128 Drive.....	£115.00 inc VAT

## MONITORS

Atari 5M124 Monitor.....	£99 inc VAT
Philips 8003 Monitor.....	£239.00 inc VAT
Philips TV with UltraScan.....	£119.00 inc VAT
Philips TV Monitor 32 inch PST with remote control.....	£1495.00 inc VAT
Commodore 1004 S.....	P.O.A.
Video Monitor (Rebadged Philips Monitor).....	£199.00 inc VAT

## PRINTERS

Star LC10.....	£199.00 inc VAT
Star LC10 Colour.....	£349.00 inc VAT
Star LC2410.....	£299.00 inc VAT
Star LX15.....	£299.00 inc VAT
Star ND10.....	£314.00 inc VAT
Star ND15.....	£374.00 inc VAT
Star NR10.....	£409.00 inc VAT
Star NR15.....	£449.00 inc VAT
Star NB2410.....	£524.00 inc VAT
Star NB 2415.....	£599.00 inc VAT
Star NB 15.....	£734.00 inc VAT

We are also pleased to announce our new service and repair centre. Please for details. We also supply AMSTRAD, COMMODORE 64, COMMODORES, PC's, ATARI PC's, MICROVITECA, ACORN, CUMANA, EPSON. Phone for catalogue.



## MEGALAND

**RETAIL CASH AND CARRY**  
**42-44 MILLBROOK ROAD EAST**  
**SOUTHAMPTON**  
**0703 332225 OR 0703 330544**  
**Personal Callers Welcome**







## ST DISK CHEAT BONANZA

Lots and lots of them this month:

**ELITE '90** for, naturally enough, Elite. Lee Davidson's hack provides you with an indestructible ship. Simply run the program and enter the original Elite disk when requested.

**NEBAULS '90** - another of Lee's hacks. This one provides you with infinite Pagan in the game Nebulous. Simply insert the game disk when asked.

The next four cheats are provided by prolific publisher Chris Kaspery and only work with the games that form part of the Autumn 1990/1991 Super Pack.  
**03000007.906** - for Patator.  
**00011001.906** - for Ivan.  
**00000001.906** - for Thunderbolt.  
**00000001.906** - for Dynex.

These games only work in the resolution. Make sure you insert the original, write-protected, game disk when requested.

## GRAIL QUEST

BT

The complete solution to Microsoft's mentioned action game.

On the first screen there is a bag of gold hidden in the bushes - don't pick this up yet. Use magic on the dragon on the next screen, but spare its life. Go to the castle and kill the goblin at the entrance. When inside the castle, sleep on the stool for three nights. When the man awakes up to you, on the third night, give him some of the cure found in the bottle in the window at the top left hand corner of the screen. Go back to the forest and give Bilit the gold from the bush and return to the castle. Leave Bilit at the inn while you sleep in the street. Return to the forest. When you meet a hooded man return to his house with him and cure his mother. Return to the castle and go to the upper level. Use magic on the fountain, but spare his life. You will then be transported to the world of equipment where you must find the Grail. In the forest there is a

man crouching on the ground, crouch over and then go west to a pit in the ground (enter the pit and approach the light - you will come onto the game).

**Paul Spencerley**  
*Crawley Down, Sussex*

## FAERY TALE

Amiga

One of the hardest things to remember when first starting the game is how to avoid doing items what to do.

Make the crystal palace on the Isle of Sancy your prime target with the first character, Julian. When you confront the good witch, click on ask. She will give you a gold statue and a clue. Now keep clicking on ask your luck bar level will rise from 20 up to 40. This makes you impossible to hit. You can always return to the same spot and do the same if your luck runs low.

**Walter Lane**  
*St Mirans, Stirling*

## ROCKET RANGER

Amiga

Don't bother wasting valuable game time trying to master the professor, you will always be too late and it wastes valuable Lunatics. Instead use the agents to find robot factories and destroy them.

**Scott Haldings**  
*Bishops Cleeve, Herts*

## CHRONO QUEST

BT & Amiga

The solution to the first level...

You need to pick up punch cards to get to further levels. Go upstairs and examine the bottom of the statue - eat the pillar. Examine the corner of the capot. Open the stand of drawers and get any items. Drop the key that you want to do this. Go through the north east door. Examine the gap between the two cushions. Examine the gap under the bed. Examine the small cabinet nearest to the central panel and get the item in the drawer. Now go out and close the stairs. Go west and get the round item on the book shelf. Go east and get the object on top of the left pillar. Go east and then north west into the kitchen. Find the safe and use the piece of paper on it.

Get the lighter. Get the bottle and empty the wine from it. Go to the start position of the game and go through the door. Stop light the lighter and go up. Turn the lighter off. Go west. Examine the table and the top of the cupboard and light the candle with the lighter. Now go east and down twice. Go east and down twice. Now go west.

Drop the first three cards that are nearest to the central panel. Examine the drawer above the chair. Examine the mirror on the top right until a switch appears. Flip the switch. Stop. Go east

and up. Now go South West and get the ball from the pillar on the left of the stairs, drop it. Go through the door, down and west. Go through the door... at the first machine.

Flip the lever - that is on the wall next to the first two upwards. Put the flowers in the four bins. Now get the watch. Now go up and you're in the machine. Put the card that you are holding into the card slot and flick the switch... The next level.

**Andrew Jackson and Carl Evans**  
*Napton, Liverpool*



## BAAL

BT

So enemies are not enough to bogged the wizards, or to do any serious damage, in the game. You are awarded an extra warrior every 1000 points. To gain points you must destroy monsters. It is possible to find a Command reflecting location that's got monsters nearby. Simply by moving between the falling object and the monsters looking here you shoot the monsters, you can build up points and warriors quickly. The process is tedious, but having scores of warriors makes the game less frustrating. Each place needs at least 100-400 on the first level.

**Alan Hayford**  
*Millon Keynes*

## GAMES UP FOR GRABS

Game Masters needs your help, books and more for just 27 in Amiga games. Don't keep them to yourself, find them out and you might find yourself several major games titles. If you want to trade on Amiga you could use our offer a special price. It makes sense, so do it. Send your orders to Game Masters, 57 Amiga Forum, 4 Queen Street, Bath, BA1 1EL.

Happy this month are **ANDREW JACKSON** for giving the game away in *Carrier Command*, **CHRIS KASPERY** for the way to find *03000007.906* and **WALTER LANE**. Thank for their combined efforts in *Chrono Quest*. BT followed in the way to them. We, too, we would like the rest of the solution. **LEE DEVEREAUX** also gets a special prize for his superb Elite and Nebulous cheats. **SCOTT HALDINGS** also gets a special prize for his for Patator, Ivan, Thunderbolt and Dynex disk cheats.





# LED STORM

US GOLD

ST - Joytech. Reviewed. £19.95

Average - Under development

**T**hese futuristic, high-power cars are all as very well but they're not particularly well supported. Underpowered turbo certainly give you incredible acceleration, and the ability to fly may well come in handy but what do you do when all you want is to open a can of beans and can't find a teaspoon?

US Gold have hardly resolved this fundamental question, but if you can do without your precious can of Heinz beans then there's nothing stopping you from venturing into the city streets on an empty stomach. Your mission is to reach checkpoint Arthur at the City before your energy level runs out and you're turned into a scrambled egg. With nine levels, taking you from Capital City across seas, tunnels, desert and valleys before you finally get to 'at

as your destination, make sure you pack your thermal underwear and biscuits first.

This game is very much like an advanced version of Major Motion. You need to drive your vehicle along narrow roads, through tight spaces and avoiding gaps in the road. Clicking on the fire button allows you to leap into the sky - a necessary evil when the road ahead has been completely obliterated. Wouldn't that be handy as you navigate the roadworks on the M20?

#### Energy difference

You need to avoid enemies ranging from pageants to unfriendly thugs who can't be turned into a persnick quite as easily as their male counterparts. They affectionately cling on to you and prevent you from jumping into the air.



**▲ Okay, where are the frogs?**  
When the action gets tough the frogs make it tougher.

Additional powers can be picked up by collecting the different energy tokens. Flying tokens can only be retrieved by jumping, when in the road.

LED Storm is a vertically scrolling game with sporadic action. The graphics are not really mind-boggling, and the sound effects will certainly ensure you keep your fingers in your ears, but the action is great. Leaping through a multitude of different levels gets extremely addictive.

still graphics 3.0  
moving graphics 4.0  
soundtrack 3.0  
lasting interest 4.0

overall 71%

# NIGHT HUNTER

ELECTRONIC ARTS/AEBI SOFT

ST - Reviewed. Joytech. £19.95

Average - Out in March

**P**ick up your pistols before you take hold of the joystick and get hitting it out for domination of the Venezuelan underworld. This game from EA's AEBI unit requires you to run around the different rooms of a house retrieving parchments and keys to get through the 30 different levels of 20 screens. You assume the role of a Vampire who must tackle all kinds of weird creatures which range from a brain-eating spider to bats. Bears a remarkable resemblance to Norman Redd in the unlikely chance of a Robin Hood character who appears on the screen a little too often - which wouldn't matter if he didn't keep firing arrows at you.

#### Back blood

You can look of life in two ways

either you're a really decent guy vanquishing your enemies by approaching them and sucking their blood or, alternatively, you can transform into a bat or a werewolf by making use of an old joystick concealer. The werewolf

has extraordinary strength which is activated by pressing the fire button - one punch and your enemies drop dead quicker a battery chicken.

Becoming a bat doesn't give you any special features but it does allow you to zip through each screen.

#### Smooth mover

Occasionally you can come across a magical door which glows blue and red, rather like an

Selfield Bay mackerel. This is the door through to the next level, but when you're accumulated three parchment and five keys then you're stuck.

The game's animation is colourful and fairly smooth. It's a slight hangup as you move from one level to another becomes frustrating at times but you soon learn to get on with it.

Sound is limited to blood sucking noises and bits of rapid effects which quickly become monotonous, but when Escote extends his arm and goes for a bit of blood-sucking is actually fun as if he's enjoying what he's doing.



▲ Go for a bit of blood-sucking in your spare time.

still graphics 3.5  
moving graphics 3.5  
soundtrack 3.0  
lasting interest 3.5

overall 69%

# INCREDIBLE SHRINKING SPHERE

ACTIVISION

ST - Reviewed, Joystick, £19.95.

Amiga - Out February, £29.95

**W**hat gets bigger when you're excited and goes when it's on a mission? Me, silly - it's the

Incredible Shrinking Spheres. With spheres, icons and a range of beasts you'll need at least

six eyeballs and a multi-tasking brain to keep track of all the action. Considering the quality of Activision's recent major releases - Afterburner, R-Type and TES - you know you're in for a treat.



■ With these different sizes of spheres you'll soon be mapping for a magnifying glass.

## GAMEPLAY

Spheremaze might sound like an Italian recipe for baked pasta with added wine but it is actually the Sphere Corp's training arena, affectionately known as the Death-Run. Matt Sides, a frustrated desk-bound officer has lost his marbles and gone in, but he couldn't handle it and is marooned somewhere in the middle. The only way he's going to survive is if you get to him in time. Unlabeled, you climb into your lighter spheres and follow:

The spheres within the training arena are arranged in tiers, low deep. Tactico's files lie within each tier and these affect control of your lighter spheres. Passing over a file activates a timer which causes it to vaporise later - if you pass over a file you fall through and die.

The real problem with manipulating your spheres is changes of size and mass. Passing over certain files causes your molecular structure to alter, so your weight changes. Some files are fragile, so passing over them when you are heavy causes them to collapse and you're plunged to destruction. Wanderng around the maze when you're large is like wheeling a skip through Sainsbury's - certain walls come so close together that it's impossible to pass through.

Shield icons and firepower are available which are pretty essential when the screen begins to fill with aliens and the dark-looking hoppers. White holes and black holes provide access to other levels, and should you lose a file then you begin again on the same level with the ammunition and shields which you'd had at the start of the trail.



▲ You can position ammo dumps at the start of the game, allowing you to get your hands on a range of firepower.

## CONCLUSION

This is the sort of game which'll leave you more hooked than an acid house party, so betting through to a pinhead of success only to find that you can't save the high scores is such a major blow.

Controlling the sphere takes a bit of practice because this isn't just another Pacman. With its non-changing maze, firepower and more than ten-fold difficulty SCS you know you're in for some real excitement.

## ST VS AMIGA

Graphics in the two versions are virtually identical but it's in the sound department where the changes really show up. The Amiga has far better sound effects, from the simple bouncing of your sphere through to an impressive loading music. The Amiga version is also very much faster although it's debatable that this is an advantage. Certainly the ST game is far easier to play and is an already difficult game that's got to be a bonus.

## GRAPHICS AND SOUND

The action takes place in a window surrounded by information about your speed, lives and state of your shields. Progress through the levels is met with different styles of music and increasingly impressive files. Your wanderings are often hampered by collisions with the binary bastards, which has the effect of bouncing you between two points fast enough to have you thinking you're on an inter-City speed rail - probably the 7.18 to Clapham Junction.



▲ The range of firepower.

Sound effects are fairly basic on the ST version. Limited beeping and beeping spot-effects accompany your progress round the maze and emerge as you move between levels or encounter aliens.

### with graphics



### moving graphics



### sound/music



### loading interest



**overall 80%**



# WHO FRAMED ROGER RABBIT

BUENA VISTA SOFTWARE/GAINSTAR (TEL: 0252 877431)

Amiga - Reviewed, Joystick, £29.99

ST - no version planned as yet

**H**ollywood, 1947. You're walking down the main-road of Tootsboro when some smart rabbit in a polka-dot tie dashes up and gives you a big kiss. Yup, you guessed it, Roger Rabbit has been a path onto the 16-bit scene.

## GRAPHICS AND SOUND

Instant graphics ensure that the characters actually talk and act like cartoons. When Roger gets drunk he starts running, spins round eventually collapsing on the floor. Realistic, or what? Even the cars look exactly like the Disney vehicles.

Even though huge graphics battle round the screen, the game is remarkably speedy. Action is fast with Roger taking round tables so quickly you'll think you've just come back from a night on the town. Sound effects haven't been forgotten either; a terrific stereo soundtrack gets your feet tapping.



■ Just tell 'em Walt and you. The Ink and Paint Club - the only place where toons and humans can hang out together!

## GAMEPLAY

Tootsboro is a unique area of 1947 Hollywood where cartoons and humans share the same sidewalk. The star of the show is Roger Rabbit who's just an ordinary guy (don't you mean rabbit? - Cal who's been framed for killing Marvin the Gag King. Marvin's will mysteriously goes missing at the same time. Consequently the heat's on Roger. The heat in this case is from hunter, Judge Doom. Doom's not to be messed with: he carries Dip which creates cartoons. Roger's got to be quick if he's going to keep out of Doom's grasp and find Marvin's will.

The game is split into three parts - Benny the Cab, Ink and Paint Club, and the Gag Factory. Benny the Cab is more than just a racing game. 1940's style cars head towards you in both lanes; you must jump over the cars, avoid green Dip and cope with the strange joystick control. No easy

task for a rabbit.

The Ink and Paint Club is the only place humans can go to enjoy live performances by toon stars - but you're not interested in any of that. Marvin's will has been written on a receipt in disappearing ink, so you have to dash round of the tables, picking up receipts and avoiding glances of suspicion. Whatever you do, don't let Roger touch a drink 'cos once he gets drunk he's destined to be drowned Dip.

The Gag Factory is where the toons are made. Unluckily the receipts are waiting for you and you'll need to make them laugh themselves to death. This tricky feat is achieved by picking up as many gags as possible. Once again you'll need to master odd joystick combinations to pick up and use the gags - get it wrong and a gag could backfire.



■ Shhhhhhhh! Be vvvvvv quiet. I'm hunting rabbits. Benny might not talk like a saint and his driving often has you wheeling around on the top of buildings avoiding dip but he does his job (sings) Holy Mother Mary! Who if you think I am, Shirley Temple! Finding the Ink and Paint Club ain't easy ya know.

## CONCLUSION

For all its brilliant graphics, sound and speed, Roger Rabbit has one major fault. The game sits at illegal number of disk swaps. The packaging claims that two drives are an advantage... they're a necessity! It takes eight disk swaps to load the game, four times with two drives! It's ten minutes before you're playing. The frustration doesn't stop there - every time the game comes to an end you have to reload it - great if you have microchips terminals.

Buena Vista is a subsidiary of Walt Disney and the superb graphics reflect the high-standards you'd expect from them. Joystick controls are likely to take a bit of mastering and with only three levels you could find that the addictive factor doesn't stand too much battering. The game strongly resembles the film so it'll be so well received.



# COSMIC PIRATE

PALACE

Arriva - Reviewed. Joystick. \$19.95

ET - Available beginning of February. \$19.95



▲ The tall gate is the place to be - it's surrounded by stars making it easy to build up the score.

**B**est 'em all again, show 'em who's boss. Become a space-pirate and watch the universe tremble at the very mention of your name. The days of the goggle-eyed alien are numbered. Cosmic Pirate comes from the same guys who created Barbarian (remember that? It was the game which displayed a lot of Maria Whitaker).

## GAMEPLAY

You take on the role of the infamous Sea Marv who, after leading an unprovoked life, has decided to become a space pirate. Can you blame him - pirates get all the girls and most of the profits!

You begin the game by selecting a mission and blasting into hyperspace. By moving around and shooting at stars you can build up your score. Eventually if you're going to pass through the tall gate (a ball of black holes) with a pass fee of 1000 credits. Once through the gate a cosmic sector map appears and you choose a new sub-sector destination. The objective is to find a ship to steal and drag back home for massive bonus points. The sector map lets you pinpoint the correct sector to move into and you then follow an on-

screen marker leading you to the ship. Destroying it requires a concerted blast until it gives up trying to hurt you - very useful!

Assuming you manage this awesome task without your ship exploding into something resembling the quadricycle bits of Asterix, the next step is to tow the ship back to Planet0 (your base). Do this and you'll receive an excellent pay packet, but unfortunately you're not allowed to keep it. The council, a sort of futuristic, boy government, takes between 90% and 95% of your profits.

With your remaining wealth you can purchase extras for your craft which give additional firepower or increase your speed. Then it's out into the cosmos for another earth-shattering session.



▲ You'll need to fire at the ship for some time to destroy it. Dragging it back to base is not only greeted with financial rewards but sure as fate you'll find it a useful way of raising your credits.

## CONCLUSION

With your progress and additional ship equipment being saved to disk at the end of each game you soon learn to like Cosmic Pirate. It's a bit like Dungeon Master with action, locating the different planet ships and watching your score climb, knowing that in time you'll be able to bag a marvellous toy car! It is like saving your pocket money for an amiable treat.

The speed of your pirate ship is mindboggling. Everything moves so quickly you'll feel like bringing up your zipper. Graphics and sound are impressive, but best of all it has an addictive gameplay. The only time you coming back to often your pocket will beg for a treat.



▲ The cosmic sector map - find a ship and then make some attempt to get to it!

## GRAPHICS AND SOUND

The game has been written in medium-bit but by making use of the Amiga's hardware the range of colours has not suffered. Dragging ships into back to base is almost spellbinding. The background is scintillating in scintillating colours, even for an Amiga, and it's no time at all you'll be back home.

The pirate ships might look good but the other space craft don't bear much resemblance to those

in Star Wars. Drawn up as sub-telescope bubbles they'll leave you questioning the variety of the universe, but they do look hell when blasted.

Sound is good too. Great stereo effects and covering tones ensure the game is well supported musically. The usual tapping and white noise of most outer-space shoot-em-ups has been replaced with far better spot effects.

### color graphics



### moving graphics



### sound effects



### fastest interval



overall 79%

# A to Z Computer Services

48 South Road  
Preston  
Lancashire  
PR1 4AE

Telephone  
01-744-1804  
24 Hours

Same Day  
Despatch  
FAX order  
01-891 0360

All Prices  
include  
VAT & Delivery

No. **1**  
Mail Order  
Supply

GAME TITLE	ST	AMIGA	Apple/Compaq II	16-bit	Word	16-bit	16-bit
Alien	11.99	11.99	11.99	11.99	11.99	11.99	11.99
Alien 2	11.99	11.99	11.99	11.99	11.99	11.99	11.99
Alien vs. Alien	11.99	11.99	11.99	11.99	11.99	11.99	11.99
Alien 3	11.99	11.99	11.99	11.99	11.99	11.99	11.99
Amiga	11.99	11.99	11.99	11.99	11.99	11.99	11.99
Amiga 2	11.99	11.99	11.99	11.99	11.99	11.99	11.99
Amiga 3	11.99	11.99	11.99	11.99	11.99	11.99	11.99
Amiga 4	11.99	11.99	11.99	11.99	11.99	11.99	11.99
Amiga 5	11.99	11.99	11.99	11.99	11.99	11.99	11.99
Amiga 6	11.99	11.99	11.99	11.99	11.99	11.99	11.99
Amiga 7	11.99	11.99	11.99	11.99	11.99	11.99	11.99
Amiga 8	11.99	11.99	11.99	11.99	11.99	11.99	11.99
Amiga 9	11.99	11.99	11.99	11.99	11.99	11.99	11.99
Amiga 10	11.99	11.99	11.99	11.99	11.99	11.99	11.99
Amiga 11	11.99	11.99	11.99	11.99	11.99	11.99	11.99
Amiga 12	11.99	11.99	11.99	11.99	11.99	11.99	11.99
Amiga 13	11.99	11.99	11.99	11.99	11.99	11.99	11.99
Amiga 14	11.99	11.99	11.99	11.99	11.99	11.99	11.99
Amiga 15	11.99	11.99	11.99	11.99	11.99	11.99	11.99
Amiga 16	11.99	11.99	11.99	11.99	11.99	11.99	11.99
Amiga 17	11.99	11.99	11.99	11.99	11.99	11.99	11.99
Amiga 18	11.99	11.99	11.99	11.99	11.99	11.99	11.99
Amiga 19	11.99	11.99	11.99	11.99	11.99	11.99	11.99
Amiga 20	11.99	11.99	11.99	11.99	11.99	11.99	11.99
Amiga 21	11.99	11.99	11.99	11.99	11.99	11.99	11.99
Amiga 22	11.99	11.99	11.99	11.99	11.99	11.99	11.99
Amiga 23	11.99	11.99	11.99	11.99	11.99	11.99	11.99
Amiga 24	11.99	11.99	11.99	11.99	11.99	11.99	11.99
Amiga 25	11.99	11.99	11.99	11.99	11.99	11.99	11.99
Amiga 26	11.99	11.99	11.99	11.99	11.99	11.99	11.99
Amiga 27	11.99	11.99	11.99	11.99	11.99	11.99	11.99
Amiga 28	11.99	11.99	11.99	11.99	11.99	11.99	11.99
Amiga 29	11.99	11.99	11.99	11.99	11.99	11.99	11.99
Amiga 30	11.99	11.99	11.99	11.99	11.99	11.99	11.99
Amiga 31	11.99	11.99	11.99	11.99	11.99	11.99	11.99
Amiga 32	11.99	11.99	11.99	11.99	11.99	11.99	11.99
Amiga 33	11.99	11.99	11.99	11.99	11.99	11.99	11.99
Amiga 34	11.99	11.99	11.99	11.99	11.99	11.99	11.99
Amiga 35	11.99	11.99	11.99	11.99	11.99	11.99	11.99
Amiga 36	11.99	11.99	11.99	11.99	11.99	11.99	11.99
Amiga 37	11.99	11.99	11.99	11.99	11.99	11.99	11.99
Amiga 38	11.99	11.99	11.99	11.99	11.99	11.99	11.99
Amiga 39	11.99	11.99	11.99	11.99	11.99	11.99	11.99
Amiga 40	11.99	11.99	11.99	11.99	11.99	11.99	11.99
Amiga 41	11.99	11.99	11.99	11.99	11.99	11.99	11.99
Amiga 42	11.99	11.99	11.99	11.99	11.99	11.99	11.99
Amiga 43	11.99	11.99	11.99	11.99	11.99	11.99	11.99
Amiga 44	11.99	11.99	11.99	11.99	11.99	11.99	11.99
Amiga 45	11.99	11.99	11.99	11.99	11.99	11.99	11.99
Amiga 46	11.99	11.99	11.99	11.99	11.99	11.99	11.99
Amiga 47	11.99	11.99	11.99	11.99	11.99	11.99	11.99
Amiga 48	11.99	11.99	11.99	11.99	11.99	11.99	11.99
Amiga 49	11.99	11.99	11.99	11.99	11.99	11.99	11.99
Amiga 50	11.99	11.99	11.99	11.99	11.99	11.99	11.99
Amiga 51	11.99	11.99	11.99	11.99	11.99	11.99	11.99
Amiga 52	11.99	11.99	11.99	11.99	11.99	11.99	11.99
Amiga 53	11.99	11.99	11.99	11.99	11.99	11.99	11.99
Amiga 54	11.99	11.99	11.99	11.99	11.99	11.99	11.99
Amiga 55	11.99	11.99	11.99	11.99	11.99	11.99	11.99
Amiga 56	11.99	11.99	11.99	11.99	11.99	11.99	11.99
Amiga 57	11.99	11.99	11.99	11.99	11.99	11.99	11.99
Amiga 58	11.99	11.99	11.99	11.99	11.99	11.99	11.99
Amiga 59	11.99	11.99	11.99	11.99	11.99	11.99	11.99
Amiga 60	11.99	11.99	11.99	11.99	11.99	11.99	11.99
Amiga 61	11.99	11.99	11.99	11.99	11.99	11.99	11.99
Amiga 62	11.99	11.99	11.99	11.99	11.99	11.99	11.99
Amiga 63	11.99	11.99	11.99	11.99	11.99	11.99	11.99
Amiga 64	11.99	11.99	11.99	11.99	11.99	11.99	11.99
Amiga 65	11.99	11.99	11.99	11.99	11.99	11.99	11.99
Amiga 66	11.99	11.99	11.99	11.99	11.99	11.99	11.99
Amiga 67	11.99	11.99	11.99	11.99	11.99	11.99	11.99
Amiga 68	11.99	11.99	11.99	11.99	11.99	11.99	11.99
Amiga 69	11.99	11.99	11.99	11.99	11.99	11.99	11.99
Amiga 70	11.99	11.99	11.99	11.99	11.99	11.99	11.99
Amiga 71	11.99	11.99	11.99	11.99	11.99	11.99	11.99
Amiga 72	11.99	11.99	11.99	11.99	11.99	11.99	11.99
Amiga 73	11.99	11.99	11.99	11.99	11.99	11.99	11.99
Amiga 74	11.99	11.99	11.99	11.99	11.99	11.99	11.99
Amiga 75	11.99	11.99	11.99	11.99	11.99	11.99	11.99
Amiga 76	11.99	11.99	11.99	11.99	11.99	11.99	11.99
Amiga 77	11.99	11.99	11.99	11.99	11.99	11.99	11.99
Amiga 78	11.99	11.99	11.99	11.99	11.99	11.99	11.99
Amiga 79	11.99	11.99	11.99	11.99	11.99	11.99	11.99
Amiga 80	11.99	11.99	11.99	11.99	11.99	11.99	11.99
Amiga 81	11.99	11.99	11.99	11.99	11.99	11.99	11.99
Amiga 82	11.99	11.99	11.99	11.99	11.99	11.99	11.99
Amiga 83	11.99	11.99	11.99	11.99	11.99	11.99	11.99
Amiga 84	11.99	11.99	11.99	11.99	11.99	11.99	11.99
Amiga 85	11.99	11.99	11.99	11.99	11.99	11.99	11.99
Amiga 86	11.99	11.99	11.99	11.99	11.99	11.99	11.99
Amiga 87	11.99	11.99	11.99	11.99	11.99	11.99	11.99
Amiga 88	11.99	11.99	11.99	11.99	11.99	11.99	11.99
Amiga 89	11.99	11.99	11.99	11.99	11.99	11.99	11.99
Amiga 90	11.99	11.99	11.99	11.99	11.99	11.99	11.99
Amiga 91	11.99	11.99	11.99	11.99	11.99	11.99	11.99
Amiga 92	11.99	11.99	11.99	11.99	11.99	11.99	11.99
Amiga 93	11.99	11.99	11.99	11.99	11.99	11.99	11.99
Amiga 94	11.99	11.99	11.99	11.99	11.99	11.99	11.99
Amiga 95	11.99	11.99	11.99	11.99	11.99	11.99	11.99
Amiga 96	11.99	11.99	11.99	11.99	11.99	11.99	11.99
Amiga 97	11.99	11.99	11.99	11.99	11.99	11.99	11.99
Amiga 98	11.99	11.99	11.99	11.99	11.99	11.99	11.99
Amiga 99	11.99	11.99	11.99	11.99	11.99	11.99	11.99
Amiga 100	11.99	11.99	11.99	11.99	11.99	11.99	11.99

## SIREN SOFTWARE

### SECOND DISC DRIVE

Add an extra drive for only £34.99

Our superb drive can really help you make the most of your ST allowing complex software to be run without disc swapping etc. The drive comes complete with all cables to connect it to any ATARI 1040 STF or 520 STFM

- Ultra quiet
- Slim styling, colour matched to the ST
- Top quality Citizen/NEC drive mechanism
- 1 megabyte capacity (unformatted)
- Full one year parts and labour guarantee.

Available now only **£34.99** inc. VAT & P&P

### ... AMIGA SOUNDBLASTER ...

Everyone knows that the Amiga has the best sound facilities available in any popular computer today. Unfortunately until now, unless you could connect your Amiga to your stereo system you could not appreciate the quality of the sound.

The AMIGA SOUNDBLASTER is a small stereo amplifier that comes complete with 2 high quality 25 WATT 5 way speakers. It is easily connected to your Amiga 508-530 and adds a new dimension to all games.

- Comes complete with 2 high quality stereo speakers
- Twin volume/balance controls
- Headphone socket
- Very easy to connect
- Compatible with all software/hardware

Free stereo headphones with all orders for a limited period

Amiga Soundblaster is just **£39.99** including VAT and P&P

SIREN SOFTWARE TEL 061 228 1831  
2-4 OXFORD ROAD, MANCHESTER M1 5QA





# TALESPIN

First there was STAC then STOS and then there was SEUCK. Microdeal, in the name of common sense, have released the more conventionally-named Talespin adventure-game creator. MARK HIGHAM steps into the vaults to tell you a tale.



£49.95 ■ ST & Armitage ■  
Microdeal, Box 68, St  
Austell, Cornwall PL25 4YB  
(0726 68020)

**S**o you want an adventure which can take you all the way from the cryptic poems of an Arthurian legend to the smirking faces of the Acid House gang? Microdeal's Talespin is a design-oriented adventure game creator designed to let you build whatever universe you like and maybe claim Microdeal even call it!

Unlike some systems, you won't need a degree in mathematics and 2000 years of programming experience to master Talespin. Even the end product, more of a role playing game than your usual text-authority-driven-adventure game, is entirely mouse-driven so you don't need to have a secretary's called typing letters, but just point and click.

What you will need if you're going to create anything half-decent with Talespin is the ability to draw good pictures using either MacDraw or Degas Elite - not a simple task.

## Spinning a yarn

Once you've decided on a basic design, the first step in creating your game is to design lots of relevant backgrounds and characters using Degas or MacDraw. You can easily alter the colour of images, reverse them so that they're facing in the opposite direction, change or edit colours once in Talespin later on.

Armed with all your picture files, your next move is to load Talespin



■ Talespin is entirely mouse-driven so designing a game is easy. Images are used throughout the program allowing you to import graphics, images, sounds and colour your pictures. Talespin comes with its own character-editor but you'll need to have created your pictures using Degas Elite or MacDraw for best of all.

and import them. By making use of the screen editor, incorporating such options as spring fit, line and an unusual 'lock' feature (a sort of frozen-painting constraint), you can do all the essential 'finishing' to make sure your sketches look great. If Create Page option then allows you to introduce your images. Talespin allocates a separate colour palette to each page - this feature comes in useful if you want to reuse pictures from other screens and make them look different by altering the colours.

## Organ donation

The adventure you're aiming at is of the type where the user clicks on a character and up comes a speech bubble saying what's going on and

providing game choices to click on.

To construct your games you simply 'walk through' the plot, starting from an initial screen, you import a graphics screen, choose which of your characters should be shown and position them accordingly. Each character can be allocated a speech bubble which the player will click on - you need to enter the text which is to be displayed, and set up 'variables'. By assigning variables to text entries they're automatically turned into clickable options, determining where the game goes next. You then design the following screens, and the ones they lead to, and so on until the end. You can mix and match backgrounds and characters from other screens so you don't need to design a complete Degas screen for each game position.

In an example of variables, you could create the variable `DOOR` and set it up so that it would exist in three places: HEART, LUNGS and KIDNEYS. Clicking on a certain character when playing the game could then bring up the message "Double which organ?" followed by the possible organs. Clicking on heart would set the variable `DOOR` so that it held the value HEART. In this way when you reached another point in the game you would be able to see if `DOOR` held HEART and display specific messages or go

## TALESPIN VS STAC

STAC (now available) has been around for some time and will now fit in as the only contender to the adventure game creator market. STAC games tend to be far more of the usual run-of-the-mill adventure game containing pictures with text. Talespin, on the other hand, offers a role-playing adventure with characters to click on.

By the very nature of STAC's non-clicking interface the resulting games will all seem similar, but this is not so with TALES. It offers a better built in graphics editor which can be used to create pictures as well as borrowing up Degas or MacDraw files. In addition, the end-product can be entirely mouse-driven without the need for a text-file creation program.

Which you prefer depends on the kind of game you want to produce: traditional text descriptions with typed replies are STAC's domain, a more RPG-like text system is Talespin's. They both work well.





## TRIED AND TESTED

Microcad released *The Great Adventure* last year which was designed using TALENT. The game took it months to create but the programmer only wrote a few screens, so there's hope for you too.



■ Designing speech bubbles using the text editor gets tough while words tell you. But just a few hours after loading your images you can create a game to be proud of.

to a different point in the adventure. You need to set up one screen for every possible set of options the player might choose, specifying back-

ground images, characters, speech text and options for each. Every page has a name, and different strands of your adventure join up at a later stage by going to the same page.

Sound effects can be imported from Microsoft's Play4, so in theory you could set up a game to use any user's own's streams coming out every time you click on a grinning mouse. The EP9.95 Play4-4 is a costly but good sound-sampler. TALENT uses sampled sound effects in their 'raw-data' format so it should be possible to use samples created by other packages too, although Microcad are reluctant to specify which ones. It might have been worthwhile to include simple sound effects designed using TALENT but no such feature is on offer.

### Kind of like talk

TALENT is not a quick way of creating games. It'll undoubtedly take hours to design enough backdrops and characters essential to a good adventure.

Up to 50 completely distinct screens may be included in one game largely as a result of clever file compression methods. An image used on a page can be re-coloured, re-sized and re-used in another without counting as a full new screen. The game screen is potentially thousands of apparently different locations.

As with all on-going writing game creation, the resulting adventures have limited possibilities - with the TELLTAL program essential for running a game, there is no way of designing the fact that you've used

## BACK TO PAPER

Before you load up TALENT and start drawing all your characters it is a good idea to sit down with a pen and paper and decide what you want to do with the game. Laying it out as a tree structure with a start and end point is probably the best way to go about designing your adventures. Inserting lots of breaks, lines and arrows will all save the phase in what keeps this sort of game alive so make sure that the branches linking up the tree-structure are as contained as possible.

Using the way you can pick up lots of different objects which can then be used in the final part of the game. For example, the first of a wizard who wanders through forest and towns to collect the magic sought after Holy Grail. Unless his hat performed certain magic-like feats and proved himself a worthy wizard he could not pick up the first even if he reached it.

Designing screens using Digas or Resounders is undoubtedly going to take an age, but it is the graphics which make this type of game popular to its users, spending the time here. One of TALENT's best features is the ability to create a very simple adventure game and then expand on it more and more to turn it into something really brilliant. Maybe even a Format Ltd outcaster?

### The adventure ended

When you've finished designing your adventure you can use the autokey option to move through the different screens, testing all your variables and following the path of the game.

Once you're completely happy you can save it onto disk and run it up to run as an auto-key program by copying it into an AUTO folder and renaming the game to START.TEL. The player program TELLTAL.FDS is freely redistributable, which means that you can give it away with adventures you write and sell.

Microcad say that they are currently developing a multiback feature so that you'll be able to stretch your game out across two disks. The facility will really expand on the possible number of screens and could allow you to create an adventure of truly mega-proportions.



■ The Format Ltd's was designed in just three hours. Up to 50 screens can be made up using Resounders or Digas and then imported into the program using the same characters on other screens or similar backdrops you can end up with an adventure across 1000 different screens.

TALENT. However, TALENT does offer the opportunity to create an RPG type of adventure game, which SIRC and SFDS certainly won't. It can't improve your drawing abilities and it won't check your spelling but if you're prepared to spend hours creating good graphics then you can achieve something really impressive.

### features

1 2 3 4

### performance

1 2 3 4

### ease of use

1 2 3 4

### reviews

1 2 3 4

### format

1 2 3 4

### format value

1 2 3 4

### for

- No programming knowledge required
- Graphics inherently raised for variety
- Can incorporate extensive sound FX

### against

- Minimal graphics editor, no sound editor
- Only one basic type of screen can be created

# S.C.C. MAIL ORDER

## ATARI HARDWARE

5200 Monitor	\$149.00	5200 Kit	\$299.00
5200 Keyboard	\$29.00	5200 Joystick	\$29.00
5200 Soft Controller	\$19.00	5200 Hard Disk	\$79.00
5200 Hard Controller	\$19.00	5200 Hard Controller	\$29.00
5200 Soft Controller	\$19.00	5200 Soft Controller	\$19.00
5200 1/2" Floppy Disk	\$29.00	5200 1/2" Floppy Disk	\$19.00
5200 1/4" Floppy Disk	\$19.00	5200 1/4" Floppy Disk	\$19.00
5200 1/2" Floppy Disk	\$19.00	5200 1/2" Floppy Disk	\$19.00
5200 1/4" Floppy Disk	\$19.00	5200 1/4" Floppy Disk	\$19.00
5200 1/2" Floppy Disk	\$19.00	5200 1/2" Floppy Disk	\$19.00
5200 1/4" Floppy Disk	\$19.00	5200 1/4" Floppy Disk	\$19.00
5200 1/2" Floppy Disk	\$19.00	5200 1/2" Floppy Disk	\$19.00
5200 1/4" Floppy Disk	\$19.00	5200 1/4" Floppy Disk	\$19.00

PLEASE PHONE FOR PRICES ON ITEMS NOT LISTED  
ON ANY HARDWARE, SOFTWARE, PERIPHERALS  
YOU WISH TO PURCHASE.

## MINIUM DRIVE

Mini 1/2" Floppy Disk	\$29.00	Mini 1/2" Floppy Disk	\$19.00
-----------------------	---------	-----------------------	---------

## SUPRA DRIVE

Supra Hard Disk	\$299.00	Supra Hard Disk	\$299.00
Supra Hard Disk	\$299.00	Supra Hard Disk	\$299.00

## PHILIPS MONITOR

Philips 14" Color Monitor	\$149.00	Philips 14" Color Monitor	\$149.00
Philips 14" Color Monitor	\$149.00	Philips 14" Color Monitor	\$149.00

## MATRIX PRINTER

Matrix 1000	\$149.00	Matrix 1000	\$149.00
Matrix 1000	\$149.00	Matrix 1000	\$149.00
Matrix 1000	\$149.00	Matrix 1000	\$149.00
Matrix 1000	\$149.00	Matrix 1000	\$149.00
Matrix 1000	\$149.00	Matrix 1000	\$149.00
Matrix 1000	\$149.00	Matrix 1000	\$149.00
Matrix 1000	\$149.00	Matrix 1000	\$149.00
Matrix 1000	\$149.00	Matrix 1000	\$149.00
Matrix 1000	\$149.00	Matrix 1000	\$149.00
Matrix 1000	\$149.00	Matrix 1000	\$149.00

## LASER PRINTER

Laser 1000	\$149.00	Laser 1000	\$149.00
Laser 1000	\$149.00	Laser 1000	\$149.00

## GRAPHIC TABLE

Graphic Table	\$149.00	Graphic Table	\$149.00
---------------	----------	---------------	----------

## VIDEO DEVICES, ENHANCERS

Video Enhancer	\$149.00	Video Enhancer	\$149.00
Video Enhancer	\$149.00	Video Enhancer	\$149.00

## SOUND DEVICES, COMPLETES

Sound Device	\$149.00	Sound Device	\$149.00
Sound Device	\$149.00	Sound Device	\$149.00

## MODEMS

Modem 1	\$149.00	Modem 1	\$149.00
Modem 2	\$149.00	Modem 2	\$149.00
Modem 3	\$149.00	Modem 3	\$149.00
Modem 4	\$149.00	Modem 4	\$149.00

## CLOCKS

Clock 1	\$149.00	Clock 1	\$149.00
---------	----------	---------	----------

## CABLES

Cable 1	\$149.00	Cable 1	\$149.00
Cable 2	\$149.00	Cable 2	\$149.00
Cable 3	\$149.00	Cable 3	\$149.00

## DISK STORAGEHEAD CLEANERS

Disk Storagehead Cleaner	\$149.00	Disk Storagehead Cleaner	\$149.00
Disk Storagehead Cleaner	\$149.00	Disk Storagehead Cleaner	\$149.00
Disk Storagehead Cleaner	\$149.00	Disk Storagehead Cleaner	\$149.00
Disk Storagehead Cleaner	\$149.00	Disk Storagehead Cleaner	\$149.00

## BLANK DISKS

Blank Disk 1	\$149.00	Blank Disk 1	\$149.00
Blank Disk 2	\$149.00	Blank Disk 2	\$149.00

## SOFTWARE

### WORD PROCESSING

Word Processing 1	\$149.00	Word Processing 1	\$149.00
Word Processing 2	\$149.00	Word Processing 2	\$149.00

### DATABASES

Database 1	\$149.00	Database 1	\$149.00
Database 2	\$149.00	Database 2	\$149.00

### SPREADSHEETS

Spreadsheet 1	\$149.00	Spreadsheet 1	\$149.00
Spreadsheet 2	\$149.00	Spreadsheet 2	\$149.00

### BOOK TOP PROCESSING

Book Top Processing 1	\$149.00	Book Top Processing 1	\$149.00
Book Top Processing 2	\$149.00	Book Top Processing 2	\$149.00

### LANGUAGE ASSEMBLERS/COMPILERS

Language Assembler/Compiler 1	\$149.00	Language Assembler/Compiler 1	\$149.00
Language Assembler/Compiler 2	\$149.00	Language Assembler/Compiler 2	\$149.00
Language Assembler/Compiler 3	\$149.00	Language Assembler/Compiler 3	\$149.00
Language Assembler/Compiler 4	\$149.00	Language Assembler/Compiler 4	\$149.00

### UTILITIES

Utility 1	\$149.00	Utility 1	\$149.00
Utility 2	\$149.00	Utility 2	\$149.00
Utility 3	\$149.00	Utility 3	\$149.00
Utility 4	\$149.00	Utility 4	\$149.00

### ARTS/GRAPHIC/ILLUSTRATION

Art/Graphic/Illustration 1	\$149.00	Art/Graphic/Illustration 1	\$149.00
Art/Graphic/Illustration 2	\$149.00	Art/Graphic/Illustration 2	\$149.00
Art/Graphic/Illustration 3	\$149.00	Art/Graphic/Illustration 3	\$149.00

### CYBER SCENES

Cyber Scene 1	\$149.00	Cyber Scene 1	\$149.00
Cyber Scene 2	\$149.00	Cyber Scene 2	\$149.00

### COMPUTER AIDED DESIGN

Computer Aided Design 1	\$149.00	Computer Aided Design 1	\$149.00
Computer Aided Design 2	\$149.00	Computer Aided Design 2	\$149.00

### MUSIC/SOUND

Music/Sound 1	\$149.00	Music/Sound 1	\$149.00
Music/Sound 2	\$149.00	Music/Sound 2	\$149.00

### COMMUNICATIONS

Communication 1	\$149.00	Communication 1	\$149.00
Communication 2	\$149.00	Communication 2	\$149.00

### ACCOUNTS

Account 1	\$149.00	Account 1	\$149.00
Account 2	\$149.00	Account 2	\$149.00

### EDUCATIONAL

Educational 1	\$149.00	Educational 1	\$149.00
Educational 2	\$149.00	Educational 2	\$149.00
Educational 3	\$149.00	Educational 3	\$149.00

### ENTERTAINMENT SOFTWARE

#### YOU MUST BRING!

We have all the new releases, and give all the good prices - with the best delivery.

WHAT YOU CAN'T SEE - ASK FOR!

Please phone for prices on items not listed on any hardware, software, peripherals you wish to purchase.

Shipping charges: For 500 delivered from S.C. and - when from S.C. to other states, add \$2.00 per 100 lbs. (S.C. only). All prices are inclusive of V.A.T.



## S.C.C. MAIL ORDER



24 Cranston Road, Sunderland S81 1JZ Telephone: 021 555 5755



# PROTEXT 4

Protex has been through a number of incarnations to reach version 4, and this latest version has been released for the first time on the Amiga. Could it be the first great word processor for the A500 and above? SIMON WILLIAMS gives his view on posterity, and whether Protex is destined for it.



£99.95 ■ Any Amiga. ST version also available (currently £79.95, will rise to £99.95 soon) ■ Amiga Ltd., 611 Lincoln Road, Peterborough PE1 3HA (0733 689404)

## EARLY VERSIONS

The first version of Protex was written for the Amstrad CPC-602B and CPC-404 under CP/M Plus. There was also a version in ROM for the same machines. The early version lacked many of Protex's current features, like macros, table editing and many of the more advanced internal commands.

Back on the way a version for the Amstrad PC1600 word processor, which rapidly became the main alternative to LotusWord, with some 25,000 units. This in itself was quite a feat, as LotusWord is supplied free with the PC16.

Version 4, first released for the IBM PC, contained a number of improvements, and was then adapted for the ST and now the Amiga—how say they will only be building on these three implementations from now on.

ers all the features of the program through, though it's a pragmatic mixture of textual and reference which can make it difficult to find information in a hurry. More annoying is that the manual is written for the PC version and the Amiga-specific sections are relegated to an addendum. While appreciating Amiga's arguments for speedy updating of future documentation using this technique (and this internal convenience) it does make some sections of the manual quite awkward to read.

## A new installation

Installing Protex on an A500 (or a single drive A5000) is simple enough, and basically involves copying the two master disks onto working floppies or a table of your hard disk. On a two drive A5000 with an external drive things are not quite so simple. The Amiga boots an external drive as DF2 not DF1: so you have to know enough about the Amiga's CBI to 'install' DF2 to DF1: in the startup sequence and then set the Protex configuration for two drives. Not an easy process, but one which Amiga are to remedy probably by the time you read this. The Amiga program

comes in two versions—a full version for machines with 385 and above and an A500 version. The appropriate version for your machine is automatically selected when you start up the program. On the ST, a single version runs on all models.

Once installed, Protex will load from cold to its main display screen, neatly (as it is) divided into three areas, a few line status bar at the top of the screen, a text area and, below a horizontal bar, a row the command area. Pressing [ESC] switches between command and edit modes, when the command lines disappear to make more room for text. The status bar shows the normal page, line and column numbers and indicators for edit mode, justification, word wrap, the type of printer installed (there), a scale (rings) and the time. This last indicator is quite a novelty as a display of real time (assuming you have a battery backed clock) and have set it up with Preferences and SET-CLOCK.

## Edited highlights

Immediately below the status bar is the ruler line and below that lots of space for your makeshift proof.



■ Protex command mode includes the detailed CBI command for taking a full backup of files on a disk (the CP, M and M5-005-style OS does the same thing).



■ A typical Amiga Protect editing screen, showing pull-down menu system

Protect doesn't offer any fancy to zoom fonts but concentrates instead on fast text entry and editing. This is quite a change for an Amiga word processor. Many of them go overboard on fancy fonts and other pseudo-DTP features which may look half decent on screen but are only ever printed out as screen dumps. Without exception, graphics based printing on old matrix printers, is very slow and for many purposes not necessary.

Where the program is very good is in providing really editing control you could reasonably ask for. As well as being able to move the cursor in steps of character, word, line, paragraph, screen, page and document, you can transpose adjacent characters (and by carrying the command using mouse), change words into capitals or lower case, delete to start or end of a line as well as deleting the whole line, and underline a span if you need to.

Protect provides a number of markers you can set into the text. You can set place markers to return to specific points in a document and

also a multiple marker so you can cycle through a series of markers, perhaps to fill in text at each point. There are also special markers to let you highlight a word and exclude it from a subsequent spell check - useful if there is a proper name or other word you know won't be in the dictionary.

Foreign accents and some foreign letters, such as the German ß, are pre-installed in all key combinations, and you can insert them directly into your text. A line drawing mode is also included which intelligently inserts junctions and crossovers as you draw, in line with the cursor keys.

Lines are well handled, with straight and decimal tabs available anywhere within a ruler line. You can insert a number of rulers within a document, which is just as well as layout such as a hanging indent can only be achieved by setting a new one up and reformatting the original one at the end of the hanging paragraph. Reformatting can be switched from manual to automatic, but an automa-

tic reformat only takes effect when you have a cursor key or return, if you're trying to move through an unformatted paragraph in a specific edit point the words shuffle from one place to another.

**On the menu**

Most versions of Protect include a pretty thorough menu system which covers most of the features you are likely to want from the program. The Amiga version makes use of the standard pulldown menu system, and a click on the right hand mouse button brings up a menu bar in place of the window header, as usual. Running through the menu headings gives some idea of the scope of the program.

**Project** - covers loading and saving files, erasing them, displaying a sorted directory, renaming to a second text file (Protect can work on two files at once quite happily) and switching from document to program mode, which affects features like word wrap.

**Text** - includes search and



replace functions and a word count (lines), as well as catchers for word wrap and justification.

**Block** - provides all the block functions and a 'lock mode' switch. Box mode lets you mark off any rectangular area of the document and move it around independently of the rest of the file. Great for tables and multi-column text.

**Line** - gives longhand ways of deleting and inserting lines, joining two together, splitting them apart again and copying them.

**Print** - provides all sorts of printing options and includes typewriter mode, where you can type direct to the printer for envelopes and things (Digits get your heart soft)

**Spell** - calls up the spelling checker to check a word or all words in a file. A sub-menu also offers dictionary utilities, including a word and again finder for crossword puzzles (though, of course, it will only find single words).

**Special** - deals with markers and footnotes, which Protect will fit to your text for you automatically.

**Style** - offers an easy way to

**SEPARATE TABLES**

If you are editing one document in Protect, say a table and text file, you can copy text between them, but you can't display parts of each file on the same screen. There is no facility in the current version to split the screen.

**ON THE ST**

Protect has been available on the ST as version 2 for around six months, and was covered briefly in the word processor column in issue 1. Most of the user needs made in this month's earlier entry in the new ST version 3 as well as the Amiga one, leaving in most the differences in the two machines' operating systems and the fact that the ST version doesn't run under GEM. This means that the only pull-down menu you can access from the ST version is the Desk menu to get at your other accessories. You can run any ST program from within Protect though - programmers need add a source code file, compile it, run the program, then add the bugs but without ever seeing the ST's GEM desktop.

What isn't there in the pull-down menu system for controlling Protect functions. Instead, there's a separate help screen and menu; system for many control and layout functions and this can be called from command or edit modes. The same low-level actions, a provided and TOS commands can be typed from the command line in the same way (UI commands can be typed in the Amiga version).

ST Protect works with medium resolution colour and high resolution monochrome displays and compares well with its main rivals. (If there's one ST threat, though, both these GEM-based packages can incorporate graphics. Protect goes for speed and looks there both on editing and spell checking.





# DISCOUNT SOFTWARE

FROM MJC SUPPLIES

## ST

### GAMES

Aerformer	14.95
BMX Simulator	8.95
Carrier Command	17.95
Crash Command	16.95
Crustation	16.95
Crazy Cars	9.95
C-Warrior	16.95
Double Dragon	14.95
Driller	16.95
Dungeon Master	16.95
File	15.95
Eliminator	16.95
Expionage	12.95
Proton	14.95
Falcon F16	16.95
Football Director II	14.95
Fish	16.95
Flintstones	9.95
Garfield	14.95
Gold of Thrones	16.95
Golden Path	8.95
Gumsho	16.95
Hostages	16.95
Hunt for Red October	12.95
Ingrats Back	14.95
Int. Karate +	16.95
Jurassic	16.95
Lancelot	12.95
Legend of the Sword	15.95
Lightswick	8.95
Lombard RAC Rally	14.95
Operation War	14.95
Out Run	10.95
Pacmania	14.95
Pink Panther	9.95
Return of the Jedi	14.95
Speedball	16.95
Spitting Image	14.95
Starglider II	15.95
Star Ray	14.95
Star Wars	11.95
Star Quake	14.95
Star Crazy	13.95
Star Packer II	9.95
Time & Image	11.95
Thrator	11.95
Turbo Cop	14.95
U.M.S.	16.95
Victory Road	10.95
Wipe	13.95
Whinzig	10.95

### WORD PROCESSING

K-Word 2	36.95
K-Word	13.95
K-Page	30.95
Final Word Plus	54.95
Protext ST	48.95
Protext Plus	17.95
Protext Office	24.95

### DATABASES

K-Data	37.95
Data Manager	29.95
Data Manager Pro	49.95
Superbase Personal	68.95

### SPREADSHEETS

Digi Calc	38.95
Swift Calc	20.95
K-Spread 2	38.95
K-Spread 3	50.95

### GRAPHICS

Quantum Paint (V1.05)	14.95
Sketchum 512	44.95
Easy Draw 2	69.95
CyberStudio	50.95
Color Control	44.95
3D Draw Disc	20.95
3D Calc	20.95
STOS	16.95
Transworks DTP	68.95

### PROGRAMMING

OST 1	13.95
K-Sema	30.95
Heath Wars	21.95
Heath Wars - in CDROM	30.95
Resolute Cabal	30.95
Heath Wars	58.95
Power Basic	28.95
Demarc ST 92	41.95
Microcosm Pascal	58.95
Microcosm C	74.95
Protext Pascal	74.95
Protext Fortran	66.95
Turbo ST	29.95
Heath Test	28.95

### MULTIFACE ST

The latest software  
introduction  
MJC Price £24.95

### SPECIAL OFFER

Star 51  
RRP £19.95 Curs £12.95

### DISCS

Bulk 3.5" x 10	3.95
x 20	18.95
Sony 3.5 Branded x 10	15.95
Star Flex Holds 50	8.95
Star Flex Holds 100	7.95

### COLOUR MONITOR

Philips CM8523, 80cm  
Medium Box (x) inc  
lead for ST or Amiga  
Our Price £299.95

### Panasonic 1081 Printer

Friction & Traction Feed  
Road Budget Printer  
Our Price £169.95

## AMIGA

### GAMES

Arcade Classics	12.95
Aerformer	17.95
Annals of Rome	16.95
Art of Chess	15.95
Backlash	12.95
Bonus Commands	15.95
BMX Simulator	8.95
Bombulax	16.95
Carrier Command	16.95
Chronologist	16.95
Cybernet	15.95
Double Dragon	14.95
Driller	16.95
File	16.95
Eye	8.95
Passes F16	16.95
Fish	16.95
Flintstones	12.95
Goldrunner	14.95
Golden Path	9.95
Helibat	14.95
Hostages	16.95
Joe Malle	9.95
Junior	16.95
Lancelot	14.95
Legend of the Sword	16.95
Lombard RAC Rally	15.95
Marsace	14.95
Quinn	16.95
Pacmania	14.95
Pink Panther	12.95
Pioneer Plague	16.95
Power Struggle	9.95
Protext	8.95
Rocket Ranger	16.95
Space Station	9.95
Soccer	14.95
Speedball	16.95
Spitting Image	14.95
Starglider II	15.95
Star Crazy	13.95
Temis	10.95
ThunderBlast	16.95
Time & Magic	11.95
Time Barrel	12.95
Turbo Cup	14.95
Turbo Cup	14.95
Travers	12.95
Wipe	13.95
Whinzig	10.95
World Leaderboard	14.95

### WORD PROCESSING

Micro Text	15.95
Word Worlds	38.95

### SPECIAL OFFER

Protext Amiga  
RRP £99.95 Curs £84.95

### DATABASES

Amro Base	15.95
Omega File	16.95
K-Data	CALL
Superbase Personal	68.95

### SPREADSHEETS

Digital	30.95
K-Spread 2	48.95
VP Professional	79.95

### GRAPHICS

Digi Paint	41.95
Photo Paint	46.95
Deluxe Paint II	54.95

### PROGRAMMING

K-Data	34.95
K-Debugger	21.95
Microcosm Pascal	58.95
Heath Depac 92	38.95
Heath Basic	CALL

### SOUND

Amiga	27.95
Amiga Softs	44.95
Music Studio	24.95
Pro Sound Designer	64.95

### BOOKS

Amiga for Beginners	13.95
Amiga Basic Inside & Out	18.95
Amiga Tricks & Tips	12.95
AmigaT Guide	12.95
Elementary Amiga Basic	14.95
Amiga's Reference Guide	14.95
Advanced Amiga Basic	16.95
The C Language (K&P)	20.95
Pascal Beginners Guide	8.95

### SPECIAL OFFER

Graphics Studio  
RRP £19.95 Curs £13.95

### STARLION

Friction & Traction Feed  
Front Panel Font selections  
4 RLD fonts  
Our Price £299.95

### Star LC 10 Colour

An affordable colour  
Our Price £299.95

### ACCESSORIES

Mouse Mat (ST/Amiga)	3.95
Keyboard Cover (ST/Amiga)	3.95
Printer Lead (ST/Amiga)	8.95
Quakehol Turbo JStick	8.95
Camp Pro 9000 JStick	12.95
3.5" Disk Head Cleaner	8.95
Spike Protector Plug	71.95
ST Joy & Mouse Ext	3.95

All prices include postage, packing & VAT. Please allow 7 working days for delivery.

**M.J.C. SUPPLIES (STF)**

40A Queen Street, Hitchin, Herts. SG4 9TS

Telex (2482) 426847 for enquiries / Credit Card Orders





GRAPHICS

# SCULPT 4D

The Amiga has a startling range of animation packages. The latest money-is-no-object package is comparable to heavy-duty professional affairs. Joe Benzing, creator of many fine animations, looks at this monster package.

## JARGON BUSTER

If you don't have a clue what rendering is, then Sculpt 4D probably isn't for you. But here's a quick layman's guide:  
**2D (2D)** (RAM) - The first stage of a model of a 3D object. Every edge is drawn as though it were a model made of wire.

**3D (3D)** (RAM) - Filling in the surfaces of the wire frame model with solid colour.  
**TEXTURE** - the body of a surface, metallic, glass, matt etc.

**RAY TRACING** - the final stage of a 3D model. You specify where the light source is (eg, the sun in the sky), and the program works out where all the shadows and reflections should fall.

## GRAPHICS BIBLE

Fundamentals in Computer Graphics by JD Foley and A Van Dam, according to every professional computer artist and animator, is the bible when it comes to explaining graphics terminology. The book is published by Addison-Wesley, 0201-0201 (14600 S, and costs £26.95. It can be difficult finding the book by Computer Manuals Ltd on 021-720-6000.

£166 (upgrades from Sculpt 3D - PQA) ■ Amiga with 1Mb and two floppies required (2Mb recommended) ■ 100Kb by Byte by Byte/Amiga Centre (Scotland), 4 Hart Street Lane, Edinburgh, EH1 3PH (031-557 4242)

Here's the latest in the Sculpt ray tracing range from Dr Eric Brunton. You're probably wondering what extras - apart from the obvious price hike - have been added since the 3D version. Well! Inside the attractive box is a new manual (which includes tutorials), 68000 and 68010 microprocessor versions of the program and a data disk. Sculpt Amiga4D wire frame has a few extra tools for this.

Review windows - which represent your 3D world and first become famous in Sculpt 3D - are present. Loading and saving facilities save benefits from a proper file requester. There are one-step operations with drawers, file, and disk volumes. It is even possible to resize or delete

files within the requester. Edit Mode Faces now handles object wire skeletons including colour, texture and smoothing. A lot of the more commands now have a key equivalent. And there's the facility for setting up key strokes to set your requirements. (This is simply done by holding down the [Alt] key then pressing the alphabetic key of your choice.)

To place fonts in Sculpt 3D's 3D view system required lots of time - even if you used Fancy3D Faces - because the fonts had to be lined up in your substitution. Not so with 4D. The Project menu has a requester called Project Load Font. Pressing any key that has a graphic symbol assigned to it - or on the font has loaded - causes the required character to load into the current window and the cursor is advanced to the right by a character space. The scale is automatically adjusted by the height of the current window; you can still use your fancy 3D fonts as well. The whole process really is neat.

Script files are also provided. These are extremely useful for creating programs that generate very sophisticated scenes. You will have to have solid programming skills to use this facility though.

The image modes have had some major changes. There are still painting, sketch, snapshot, and photo options. But the snapshot, photo and rendering modes have been improved twofold. This goes for both the 68000 and 68010 versions of the program. Several scenes that were originally created on the old Sculpt Amiga4D were rendered using 4D; in some cases, the time to produce the picture was cut in half. Of course, there is a price - a scene with 6000 faces requires nearly 4Mbytes to render to photographic quality!

## Smart rendering

'Scene painting' and 'scanning rendering' are two new options. Scene painting yields a result much like the original painting; scene rendering is useful for objects that cover a relatively small portion of the image or that have many intersecting faces. Scanning snapshot is also provided. This is best used for speeding up 3D mode operations. Realism is added by placing shades smoothly across faces. The only feature that won't work in this mode are matt and glass. The ultimate mode is still photo mode or snapshot and the file can be included.

4D's rendered scenes fall out superbly; the rendering produces lovely smooth images. There is still the option of using up to 24 bitplanes, which gives you up to 16 million colours and resolution up to 1024x1024. Naturally your Amiga can't display this, if you can find someone with a Hitachi PCL or a 32bit imaging system, some really neat output is possible. A frame buffer will be needed for 3D data animations.

In the Edit Faces menu there is a new texture called 'metal', as expected, it combines the properties of a shiny and reflective surface. Some of the light is reflected and some is scattered, giving it a metallic effect. Within the Scrolling menu, Phong shading is now provided - good for curved surfaces.

## Things to know

The menu load into your build object with local or global symmetry. In



Joe Benzing's Lamps animation - a fully rendered, fully ray traced still produced with Sculpt 4D shown here - was at the wire frame stage of the August 1988 Amiga Centre Scotland Animation Show. Joe took a 4 hour job and produced a runner-up prize at the time even though the work was scattered over seven plots. The full scene consists of two lamps performing a choreographed dance.





It's just a matter of Jaz's creativity. This was took 45 minutes to render and tap trace - still, you, that was on an accelerator Amiga. The Hurricane booster board used consumes a 68030 and 68881 multi-processor. Cost is around \$1144 from the Amiga Centre. Jaz's uses 4096 colours and is displayed in full screen mode.

includes, a screw thread, Catherine wheel or coil spring. This is all handled by a central curve. The control curve is made of a series of linked edges and vertices. Each edge of the control curve corresponds to one complete revolution, or least, of the helix. The length of each edge of the control curve will determine the length of the corresponding helix.

Placing the centre of an object has been made easy with the new snap-to-center command. Along with many conventional items like snap to nearest vertex and snap to grid, there's snap to the centre of gravity. It's useful stuff.

The manual contains handy sections on creating animations for walking from hard disk and floppy. It also includes which lets you move animations from hard disk to floppy. Essentially the utility copies animations at convenient locations. Really nice if your work is on the large size. If you have a joystick then there is a trap for making you to retain 60 background-objects. There's also the facility for using full video if you intend recording to tape or using a graphics. There are drivers for both single frame recorders and frame buffers. Both the driver and source are obtainable from Byte by Byte in the States.

### Set your sights

With the Coordinate menu there is an automatic tape measure. You can use the tape measure to scale objects precisely. There are two and other gadgets, one per side. Clicking on one gadget will place one pair of markers at the current cursor position. If the vertex is moved the tape measure read-out will be updated. The Protractor is used in much the same way, but it measures angles and not distances.

Grid tool, which provides a three dimensional grid, is of great help.

Grid size can be set and configured to suit your needs. You can even use it in animation. are guaranteed to enjoy Script 4D.

## ANIMATION ON A SHOESTRING

Not everyone has £100 or more to spend on an animation package. Here are some alternatives and where you can get hold of them.

**SCRIPT 4D** (London: Robert Millett and co-ventures). The object editor is very robust and does not lose the flexibility of 6D. Very fast update times are obtained though. The program provides texture mapping and a reflective table mode. It also hosts a terrain mode. Inputs: 512 Marketing to 0295 444433 with a fee of £129.95.

**MONTECARLO 3D** doesn't provide updating facilities, but does support RGB and highlight modes. Moving results can be produced reasonably easily with Modeler 3D you can create object, textures, and motion files. Videoware really shows where you can get hold of it. Available from AppleLink Marketing for £147.95.

**CHARACTER APPRENTICE** is a Disney-style animation package that doesn't use triangles to create objects. You could quite easily create Roger Rabbit and animate him. By the way with 4D. The character is created, its action defined and then direction and rehearsal are added. Its obtainable from Herb Enterprises/Amiga Centre Scotland (031-937 4342) at £195.

**FORMS IN FLIGHT 2** is another 3D/3D animation package. This package supports hierarchical animation, plane shading, texture mapping and 3D support of backgrounds and foregrounds. 199 is excellent value for money and is a great way to get into 3D animation. It costs £79 from the Amiga Centre Scotland.

your own measurement systems.

The only major fault with 4D - and, frankly, it's not that major - is the lack of texture mapping.

Script 4D is much smoother and faster than earlier versions. Even in its standard 68030 mode the improvement is noticeable. Though, as is to be expected, the '029 version is more productive. The tools have been improved and, as mentioned earlier, there are a lot of useful new utilities.

But the question has to be asked: who is going to buy it when it's priced over £150. Certainly not the casual user. If take 3D design seriously and require high performance regularly then 4D has got to be the one. It's a first class product from the object editor to the animation side of the software. Universities and profession-

### for

- Object editor is fantastic
- Rendering range good
- Support for Amiga 68030/68030 accelerator boards
- Comparable to 68030 package

### against

- No texture mapping (using picture's unusual half)
- No reference index for ray tracing work

## PHONGY STUFF

Phong shading is a method of smoothing curved surfaces visually on screen using ray tracing. It was the first really clever algorithm to tackle the shading problem, and was devised by a Japanese mathematician, Dr Phong Bui-Tong, circa 1975. Phong shading isn't 100% successful as the very top edges of the spheres or cones are flat-lined. Another popular method of sphere shading was produced in Scotland around 1987. Each method has its pros and cons and each point - it means the first filling routine needs to be a combination of the two techniques.

## OBJECT DISKS

Byte by Byte of Arbroath, Angus, 10/11 1750, 64442, Castle of Texas, Kingsway St, Dundee, TX 92758 in the States sell several disks full of object data. For instance, there's the Orbiter/Space Station set which allows you to create your own shuttle controls. A whole range of objects disks are planned which might be distributed in the country by the Amiga Centre Scotland (031-937 4442).

### Features

□ □ □ □ □ □

### performance

□ □ □ □ □ □

### ease of use

□ □ □ □ □ □

### remarks

□ □ □ □ □ □

### format value

□ □ □ □ □ □







PROGRAMMING

# SCREEN TRICKS

If you want to write a Starglider II beater, then you'd better pay attention. RICHARD MONTEIRO and JASON HOLBORN provide you with all you need to know on how the ST's and Amiga's screens work, plus loads of tips and tricks. Not to be missed.

**A**mpigade high processing speeds and large memory configurations, the most fascinating aspects of the ST and Amiga computers are their spectacular graphics capabilities. At its highest resolution, the ST can display 640 by 400 pixels. Only two colours - black and white - can be used, but that's all you need for word processing, DTP and CAD. The ST also has two colour modes: medium resolution (640 by 300 pixels) which can display four colours on screen and low resolution (640 by 200) which manages 14 colours. A glorious palette of 512

colours is available.

The most common resolutions on a PAL Amiga are 320 by 256 pixels and 320 by 312 pixels with up to 32 colours on screen. If you have the number of on-screen colours, you can have resolutions of 640 by 256 pixels and 640 by 312 pixels. Extra modes such as overscan, extra buffers and hold are mostly (BASIC) are also supported, but the actual mechanics are too complicated to cover in these pages.

A screen on the Amiga is built up using a system similar to that used by the Atari ST - namely by using bit planes. However, unlike the SE, the Amiga programmer is able to specify four many bit planes are used by a specific screen. The number of bit planes allocated to a screen dictates the number of colours available. For example, a single bit plane screen has two colours whereas a five bit plane screen allows a maximum of 32 colours. The equation is simple: 2 to the power of the number of bit planes equals colours available.

Each screen memory is organised with immediately obvious, resolution is fairly easy to handle, but at times of complications arise when colour arises on the scene.

**High resolution**  
Immediately after turning the ST on, an area of 32K is initialised at the upper memory border. The memory address starts at \$F00000 (\$F00000 on a 500, \$F00000 (\$F10000 on a 1040 and \$F00000 (\$C64000) on a Mega 2. Check the panel for more details on this.

High resolution mode is the most well to deal with: it only has one bit plane. This simply means that colours cannot be represented on screen. A pixel can only be black or white (on or off). Each pixel in this mode is represented by one bit. Hence each byte looks after eight pixels. It's not hard to work out that the total memory used, in bits, comes to 256,000 (640 multiplied by 400). Exactly 80 bytes are required to display one horizontal line of screen information in this mode.

To plot a single pixel - say the first pixel at the start of screen memory - you must use something like:  
POKE \$,128  
POKE \$,256000000  
where \$ refers to the start of screen memory. If you want to plot a pixel one position to the right of the extreme left, use:  
POKE \$, 64  
To plot a pixel another place to the right you must use:  
POKE \$, 32  
Check the panel on the binary counting system if you can't see how this works.

Plotting memory location  $x+y$  with 128 for decimal \$A,00000000 plots the sixth pixel on the top row of the screen. The following short BASIC snippet starts by plotting a pixel at the top left of the screen; the pixel slowly travels across the screen. See if you can follow the logic (high res only).

## BINARY COUNTING SYSTEM

Data of any kind which is stored in a single memory address is referred to as a binary byte, and can be represented by any number between 0 and 255.

Each of the eight digits in a byte is termed a bit. Each bit is a binary byte that either 0 - in which case it has no value - or 1. Its value depends on its position within the byte: if the bit is the extreme right of the byte (128 or least significant bit) is set to 1 then it has the value one. A bit set in the second position has the value 2, the next 4, and so on through 8, 16, 32, 64 and finally 128 (the most significant bit, or MSB).

(Bit values)

128 64 32 16 8 4 2 1

1 1 1 1 1 1 1 1

7 6 5 4 3 2 1 0

(Bit numbers)

The total value of a byte can be found by adding the individual values of the set bits. For instance, binary 10110011 equals 179 (128+64+16+4) in decimal.

## ST SCREENS

The amount of memory used for an ST screen display remains constant no matter what resolution you're in. This seems reasonable because high resolutions have little colour and low resolutions have lots of colour. You should have guessed by now that both colour and resolution determine screen memory requirements. The equation is: resolution times colour equals memory.

Increase the resolution and you can increase the amount of detail. The opposite is just as true: in theory this is possible, but so you know in practice only three ST resolutions exist.

Total screen memory requirements on the ST amount to 32K. The





bit planes individually doesn't tell you a great deal, but if you combine them as a binary number the colour value of the pixel can be ascertained. This explains why all pixels of a particular colour are changed when you alter the value of their colour register. Old planes cannot tell you the colour of an individual pixel, only the colour register number that that particular pixel will fetch its colour information from.

The Amiga's screen memory is dynamically allocated as and when it is needed. The only certainty with screen memory is that it is always somewhere within the first 512K of RAM. So how do you keep track of your screens and windows? Portents of course.

The Amiga uses two types of pointer for screens and windows. The *RectPort* is a pointer to a screen and a *WindowPort* is a pointer to a window. Two types of pointer are required as windows are always displayed within a screen, while it is perfectly possible to open a screen with no windows, it

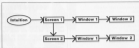


Figure 1 - How the Amiga's 'Inhibit' does a screen with two windows.




Figure 2 - Think about bit planes this way and you may be less confused.

is impossible to open a window with no screen. All the screens and windows are linked using a linked list.

For example, if you have two open screens that each have two windows within them, Inhibit's Amiga's RAM system would view them as in figure 1 above.

All drawing functions within the ROM kernel need to be told what screen or window they are to work in. The most common pointer used is the *RectPort* pointer as all windows and screens must have one. All the following examples are written in Amiga BASIC; the theory is exactly the same for most other languages such as C and Assembly.

#### Pushing pointers

The simplest, and most legal, way of writing a single pixel to the screen is to call the ROM kernel function *WritePixel(1)*. Use all drawing functions within the ROM kernel, *WritePixel* needs to be told where to write the pixel. In this case a *RectPort* pointer is required. In *AmigaBASIC* this is easily found by creating the value using the *WINDOW* command. The value returned is *WINDOW* which means the variable that holds it must be declared as *long*. This is done by attaching 'L' to the end of the variable name. The *RectPort* address can be read using the following:

```
RectPortL = WINDOW(1)

You can now write directly to the window using the ROM kernel functions. The following Amiga BASIC program will write data randomly on the screen:
```

```
LIBRARY "graphics.library"
FOR COUNT = 1 TO 1000
  X = INT(RND*255)
  Y = INT(RND*200)
  CHML $X,1+Y*256+1, RectPortL, 1
NEXT COUNT
LIBRARY CLOSE
```

## GETTING IFKY

One nice feature of the Amiga is its standardised file format called IF. IF covers nearly all types of data files ranging from picture files and animations to text and compiled code.

The actual structure of IF files unfortunately is rather too complex to cover completely within these pages. Look out for that in a future issue of *Parasit* so we'll only look at how IF BSM (Inter-Device File Map - picture files to you and not the last) the actual colour information of a picture.

All the colour bits of information needed to construct a picture are held in specific chunks. The advantage of this system is its extensibility. The IF BSM file in particular has been updated several times since it was first adopted, but still remains compatible with the original version. Each chunk within an IF file has a four byte header containing the name of the chunk. If you view an IF file as a hex dump then you'll be able to spot these chunk headers easily as they are English text bytes.

The chunk that holds a picture's colour is called the Colour Map and has a chunk header called *CMAP* leading the colour information is therefore only a matter of searching for the string *CMAP* within an IF file. The actual colour map chunk is made up as follows:

- 4 bytes Chunk Header *CMAP*
- 4 bytes Chunk Length
- 1 byte Red value of colour 0
- 1 byte Green value of colour 0
- 1 byte Blue value of colour 0
- 1 byte Red value of colour 1, ..., etc.

The three bytes holding the red, green and blue information need to be read to find the colour contained in a particular colour register. The next step is to divide each by sixteen. The reason for this is that only the last four bits of a byte are used, the first four must be ignored.

The program below shows a simple method of changing the value of a colour within a picture file. The program allows you to change the value of the background colour (colour 0) and then save the results written to a separate file. The program uses

a rather long time to read the entire IF file or don't worry if your Amiga seems to be taking an age to finish.

```
CHUNK "file read (readIFMAP)"
DEFINTLONG = "long", "LONG"
OUTLINEMODE = "screen", "IF"
OPEN InFilename FOR INPUT AS #1
CLOSE OUTFilename FOR OUTPUT AS #2
PRINT "ENTER ENTER END VALUE (0-255) ",
  "red"
PRINT "ENTER ENTER GREEN VALUE (0-255) ",
  "green"
PRINT "ENTER ENTER BLUE VALUE (0-15) ",
  "blue"
PrintCMAP = 0
Chunk = "CMAP"
while not eof(1)
  Chunk = INPUT(1,2)
  color = ReadColor
  print
  PrintCMAP = 0
  Print "CMAP's First Colour Map"
  ELSE
  PRINT "OK, Job Done."
END IF
CLOSE 1
CLOSE 2
END
PrintColor
Color = Color + Chunk
Color = RIGHT$(Color,4)
IF Color = "CMAP" THEN
PrintCMAP = 1
PRINT #2, Color
color = Input$(1,2)
END IF
PRINT #2, Color
PrintColor
Color = Color + Color
Color = RIGHT$(Color,4)
IF Color = "CMAP" THEN
PrintCMAP = 1
PRINT #2, Color
color = Input$(1,2)
Color = Color + Color + Color + Color
Color = RIGHT$(Color,4)
endif
endif
```





# ROLL AR

**If you drive more than 10,000 miles in a year, Next Base claim their new ST product will save you quite a few pounds. SIMON WILLIAMS, no mean achiever in the mileage stakes, maps out his progress.**

**£149.50 ■ ST only, all models ■ Next Base, Unit 18, Central Trading Estate, Staines, Middle TW18 4XE (0784 66077)**

**A**utomate can claim to be a unique product. It's purpose is to work out the best routes between any two places in Great Britain and provide detailed directions for driving from one to the other. In addition, it can display and print a map of the suggested routes, and zoom in on any area of the country. You can identify cities, towns, villages and roads on what is effectively an electronic map.

The program is supplied on three single-sided disks, with a slim but comprehensive manual and a map station card. Two of the supplied master disks contain the digital map data, while the other contains the pro-

gram and is keyed as a form of protection. This means that even if the program is installed on a hard disk, the floppy still has to be used to start Automate. Although Next Base offer to replace a damaged program disk for a "nominal fee", it's still annoying to have to use the master every time the program runs.

The map data can be contained onto one disk if you have a machine with a dual-sided drive, and the program then requires no disk-swaps while running. On a 3 Mb



■ Details of a particularly narrow junction

ST or above, the map data is loaded and run from memory, which speeds things up considerably. Automate automatically senses the machine and drive configurations, and installation on all machines is well explained in the excellent written manual. Although only a few hundred, it is full of illustrations and written in an informative style which never patronises.

#### Naming of paths

The program runs under IBM and starts with an impressive-looking Main screen and four full-bleed menus. The Data menu shows the roads, and it's interesting to note that parts

of the code are copyright Mark Williams, author of one of the best known C compilers on the ST.

The Options menu lets you pick measurement units (miles or kilometres), type of route (shortest, quickest, cheapest, etc) and one of the typical vehicles. The type of vehicle is in fact a shorthand for your own speeds, as each of the headings (CV, normal, full, fast, ST) and (M) corresponds to a set of speeds on different types of road. These can be edited separately from the Journey menu and saved from the Actions menu.

The Journey menu provides most of the meat in specifying your actual route. Journey Details calls up a separate window where you can specify starting point and destination, up to four places to visit (with optional stopover times), four places to avoid (including nearby road junctions) and a required departure or arrival time. These times are significant when it comes to printing out your directions, as Automate will supply a timetable working forward from departure or backward from arrival.

The Road Preferences menu lets you declare any strong likes or dislikes for Motorways, A roads, B roads and changes of road. These preferences can dramatically effect the routes the program selects. The Speed Test window displays the speed attributed to each of the five sample vehicles in the Options menu.

The third menu, Action, is where the work is done. Calculate sets the program searching for the routes you've requested. Route Test displays detailed directions for any of these routes. Route Map displays a scaled map with the route marked on it and Post-routes prints directions.

#### There and back again

So much for the theory. Having entered several typical journeys, I was impressed to watch the speed with which Automate calculated each route. Even on a 32001 with a long route Lundy Isd to John O'Gaunt each route was found in well under a

#### MAINLAND ONLY

Automate claims to cover all roads in Great Britain. This means, sadly, that roads in Northern Ireland and the Channel Islands are not included. By rights, it should also mean that the Isle of Man is excluded too, in fact, you can start from any of four or seven on the island, and the program will also include the ferry crossing.

Talking of ferries, the time for crossings is included in journey suggestions, but any sailing times or special cases (e.g. no ferries) will need to be set taken into account.

## OS SENSE

Automate is the first software package designed to make use of the Ordnance Survey's digital map data. The government body which started the mapping of the country for the military war told some years back to start making money. It set upon the clever idea of marketing its map data in digital form (the map it currently stores is itself).

Next Base licensed the maps from the OS and had to download them from the "books of maps" tops on which they were supplied, onto many floppy disks. The next stage was to integrate the maps into the program itself, tying the data to with the search algorithms. Finally the data had to be heavily compressed to reach Next Base's target of running the program on a single drive PC, and hence 3201.

The way the maps have been fitted is means that new versions can be integrated out as easily as that Automate can be kept up to date with the latest versions of OS maps.



# ROUTING ROUND

minute. There's a bar indicator to show how the calculator's progressing - a nice piece of user friendliness showing how long you've got left to wait - and each route in a multiple route calculation is displayed as soon as it's found, with its time and distance. You can interrupt calculations at any stage.

Once complete, the main screen blanks to the menu bar again and you can select any of the other options from the Actions menu. The

three best loved routes, and most post-patched the suggestions provided by Astoroute. There was genuine disbelief that some of the suggested routes were quicker, shorter or cheaper than the routes chosen from experience by the regular drivers among us. On longer hauls the routes were generally much more preferable, either because the long distance information is more accurate or because nobody knew the country as well as the local ones. There was no

pick started, queried or thought-out. Instead you can obtain the maximum advantage from the program's suggestions. Next Base offers a maintenance contract for £24.50 per year, which provides an update of the map data taking in any new or altered roads.

Taking the price into account, Astoroute is unlikely to feel its way into many home user libraries. Its main attraction must be to professional use, who can offset the price of the program against the savings it can make in fuel costs. The obvious markets are travelling salesmen, lorry drivers (and their employers), financial executives and journalists. It's a very well designed package and deserves to sell well in the sectors at which it aimed.

## IN CAMERA

A detailed evaluation posted by several members of the Format team was Astoroute's lack of a 'Personal' route option, covering the most paths between any two places. Next Base couldn't comment on any possible tie up with CAGADA or Equi Theory for digitised post data.

## JOINING THE DOTS

When you stop and think about it, how would you set about determining the shortest route between two points on a map? Your first thought might be to work from one point, taking a bearing on the other and picking the road closest to that bearing. A little more thought, though, will lead you to several flaws in this technique. The most obvious is that you might miss a much faster or more direct road which happens to leave your starting point in an odd direction.

In fact, Astoroute uses a combination of two techniques, which can generally be termed 'left hand' and 'all combinations'. The 'left hand' technique begins at the starting point and moves out equally on all possible roads until the destination is reached. All routes which haven't reached the destination are then discarded.

The 'all combinations' method scans all roads and combinations of roads looking for the start and destination points on them. It again eliminates any roads which don't meet these conditions.

most interesting of these is Route Map. A fresh screen shows a scaled section of the British map with start and destination points marked and the suggested routes flashing between them. Roads and places not directly on route can be displayed by clicking on the dots and lines on the map, and areas of the map can be enlarged from a maximum scale of 450 miles for full a window scale to a maximum scale of 1 mile. It's a pity the whole screen couldn't be used for the display, with the control panel popping up over the top when needed.

### Taking advice

What about the recommended routes? Any program like this brings out the point in motoring dogma. It certainly created more interest around the office than any program since MacPlanner (aren't you what that one does!). Everybody wanted to try out

time to test the suggestions for the Land's End to John O'Groats route!

The other problem with the program was the general confusion in the suggested routes lines, while at the road speeds are within current speed limits, the average times assumed driving at those limits. Since you spend a fair bit of time in traffic jams, to average 50mph on a motorway you'll need to cruise at a hefty legal 90 to meet Astoroute's times. That said, it's only a matter of moments to take the speeds to those you think you can achieve safely.

### Going the distance

Since you've tailored the package to your own speeds and requirements you can get sensible help from it. A set of printed directions is a lot easier to follow than a map, particularly if you're on your own and need to stop each time to consult it. The facility to



Part of Astoroute's directions for the quickest route



Astoroute's map of the routes suggested roads

## for

- Complete electronic map of Great Britain
- Can be customised to your own speeds and road preferences
- Adjusts itself to get the most from any 640 configuration

## against

- Map screen could be bigger
- Default speeds over-optimistic

## Features

0 1 2 3 4

## performance

0 1 2 3 4

## ease of use

0 1 2 3 4

## comments

0 1 2 3 4

## format value

0 1 2 3 4





GRAPHICS

# DELUXE PRINT II



£49.95 ■ All Amigas ■  
Electronic Arts, 11-45  
Station Road, Langley,  
Slough, Berks SL3 8YH  
(0753 49442)

**D**eluxe Print II sets out to help you create colourful signs and posters on your Amiga - so much you can think of it as a front-end stage for a paint package. A typical scenario would be this: you decide you want a poster advertising your Valentine's Day Bare Dance. Using your paint package, you can draw all the discrete parts that will eventually be used: a stylised lambs-tails, a few love-hearts, and a miniature City Clock (retailer's name you set - Ed). You save all the elements individually and then compose them with Deluxe Print II.

Art packages are wonderful things... but while they're great for painting pixels, they're usually pretty weak on adding text to your creations. **BEN TAYLOR** colours in the grey area between paint packages and DTP.

## OBJECT LESSON

There are four types of objects you can put on a page: text, text, letters and backgrounds. The background is simply an image that we've previously prepared in a paint package. Texts are what Deluxe Print calls its basic graphic elements, its Art data provides you with a fair variety of 100-art, but it tends to be a little off-kilter. Letters, polygons, circles of IBM's Apple Pie... You can place any of these on your background, or import ones you've prepared elsewhere. Icons are always 44 by 52 pixels, although they can be rescaled once in place.

The difference between Deluxe Print and a standard paint package is that the icons are stored as discrete objects. In other words, if you place an icon over a background, the covered background will disappear if you move the icon later on. This is particularly useful for text.

### features

1 2 3 4 5

preferences

1 2 3 4 5

view all icons

1 2 3 4 5

main menu

1 2 3 4 5

1 2 3 4 5

1 2 3 4 5

1 2 3 4 5

1 2 3 4 5

1 2 3 4 5

1 2 3 4 5

1 2 3 4 5

1 2 3 4 5

1 2 3 4 5

1 2 3 4 5

1 2 3 4 5

1 2 3 4 5

### for

- Automatic calendar generation
- Good range of large text fonts
- Text/graphics stored as "objects" for easy modification

### against

- Doesn't directly support 24-pin printers or HP Postscript
- Can't edit in full-size view
- No point-package type print editing tools
- Nothing a good paint package can't do



■ Making up a calendar is DTP's. The text for the dates was automatically calculated by the program after being told the month and year. Other graphics were then superimposed. The border (not shown) is the same font, size being reflected.

When you start, you are faced with a blank work area (filling the left half of the screen). You can choose whether to work on a single sheet, a 'bunnet' (2 sheets placed end-to-end), a disk label or a 4-96 card. The last format sets up a page of four panels so that when folded in quarters you get a greetings card. An extra fancy

print it is very time-consuming. Once you've placed text on your background, you are free to change its size, font, colour and position.

Finally, you can set a border around your image - this is effectively an icon which is repeated and printed around the outside, so you can frame your composition.



■ Some of the poster-size fonts supplied with Deluxe Print II

### Putting out

Once you've got the various elements just right, you can print your masterpiece. Modifying, the printer drivers supplied are based on the devices version 1.2 set; there is no support for the HP Pagemaker colour printer, nor any 36 pin-dot matrix. It's true you can copy other drivers onto your hard disk, but the manual doesn't give any clues.

It is only possible to view the page in its entirety on screen - very annoying as everything is about 60% of actual size. You can zoom in for point-perfect proofreading, but you can't do any editing unless you return to the full-page view.

Deluxe Print II is a neat, unambitious program. You can't flow text around graphics, you can't rotate text, you can only statically work with imported pre-created graphics. It offers little you couldn't do with a good paint package and a selection of public domain fancy fonts.





TIPS

**Stand-alone STOS**  
Users of STOS BASIC will find that they cannot make stand-alone

**STOS**  
The Game Creator



© 1988 by [Publisher Name]

# DESKTOP

When the frost sets in and your ST starts to shiver then there's only one thing for you to do - stumble down to the Format saloon for all the latest tricks and tips to keep your ST warm through the winter weeks. This month's winner is R. Henderson from Liverpool for his STAC tips. £30 will be on its way once we find the editor's wallet.

PRG programs but there is a way around this problem.

- 1) Copy the STOS folder from your Language Disk onto another disk using the desktop copying procedure (do not use the STOSCOPY command).
- 2) In this new folder delete the

files COMPACTED and EXORCISM to save space. Performing this operation will cause the standard Desktop cabinet to be used as your program.

3) Save your program with a PRG extension from the Editor in

the normal way.

You can now execute PRG files from the Desktop.

Also, if you wish to load from drive B then type in `mount 2:1,1` and press the reset button.

By Steve

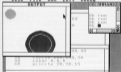
Widley, Haverhillshire.

## BEGINNER'S CORNER

Back in the good old days when all you had to do was turn on your Dragon 32 and up popped Microsoft BASIC (those aren't the old days - 88), programming your machine was almost as easy as pulling the hair out of your fall sweater. Then suddenly some bright spark comes up with the idea of making a 24-bit machine which can be used to play some brilliant games and launch a really powerful BASIC. Now this would be fine if they didn't make it so complicated that you need a degree in BASIC to be understood how to load in the program.

If BASIC comes loaded with your ST and although you might not be able to enter Starblaster II as it, it's still a fairly powerful language. Its windows are considered by many to be one of its best features especially when it comes to sorting out what's gone wrong with your program. However what makes ST BASIC useful is also its major disadvantage. The windows are notoriously difficult to manage. Both how windows are opened to editing, listing, outlining and command-line entry, not only is it hard to get them all on screen at once but it's also damn near impossible to remember which one it is that you're supposed to be looking at.

Back File Run Edit Help



## WINDOW MANIPULATION

The COMMAND window is the one into which you type your program. It doesn't really seem to be very hot so it's often a good idea to size it up in a wide but short window. As you enter your basic instructions these all appear in this window. When you want to see the program the next step is to list it out. Listing occurs in the LIST window. Often, placing this one above the command window so that you can see as much of your program as possible is a good idea.


Selecting EDIT causes the EDIT window to appear. All other windows which were in front of it will be sent behind this window, making it possi-

ble to see the relevant section of your program and move the cursor around for editing.

Finally, the output window responds to all directly-entered commands and handles all the output of your programs. This might seem confusing but by sizing up this box you can edit your program and view all the program output at the same time making it easy to see the necessary changes (assuming of course that your program doesn't run perfectly first time).

## CONTROLLING WINDOWS

Each of the separate windows are allocated a different number. Window 0 is the EDIT window, 1 is the LIST window, 2 is the OUTPUT window and 3 is the COMMAND window. There might not seem to be much point to this but it comes in very handy when you want to clear a window. The CLEAR command when followed by a number from 0 to 3 will clear the corresponding window. This can often be useful when it comes to obtaining a clearer listing or if you are making use of the OUTPUT window.



Another command, the FILL command can be used, when followed by a number from 0 to 3 to increase the size of the specified window so that it takes up the full screen. This is often useful for looking at a listing or when you wish to run a program and be able to see the full screen in operation. Should you ultimately use the COMMAND window with a full screen then it will disappear when you next type a character.

These commands can also be used in an ST BASIC program but since you can only display in the output window then there's not a lot of use in doing with any display other than 2.



### Money Business

The ST mouse is a boring creature really. A simple arrow head with an interesting feature or two is the only thing on offer to ST BASIC users. But here's a program which can change the appearance of your mouse to make it far more interesting.

```
10 OPEN "MOUSE.DAT" AS #1
20 OPEN "MOUSE.L1" AS #2
30 OPEN "MOUSE.L2" AS #3
40 OPEN "MOUSE.L3" AS #4
50 OPEN "MOUSE.L4" AS #5
60 OPEN "MOUSE.P1" AS #6
70 GOTO 100
```

By allocating values of 1 to 5 to 5 you can change the mouse pointer to all sorts of different shapes from a suitable data to the mouse-board file.

**A. Kennedy**  
Dunstable, Bedfordshire

### Making the most of BASIC

ST BASIC is a brilliant program but loading Deget and

Neochrome pictures can be a real pain at times. However, there is a way to overcome this problem very simply.

On a 50000, the ST BASIC screen remains at location 578000 (read this month's article on page 78 for the full story of screen handling) in memory so if you need to do a load picture into the area, having subtracted the relevant amount of memory for the file header Neochrome pictures have a header of 128 bytes whilst Deget pictures have a header of just 32 bytes. Therefore, to load a Neochrome picture onto the screen all you need to do is load your image into address 578000-128. Remember to make sure that you only load Neochrome pictures onto lower screens and Neochrome onto medium screens otherwise you'll get all sorts of strange things appearing on your monitor.

**Mary Shyster**  
Warrington, Surrey

## WE'LL MAKE YOUR DAY

Yes, you lucky devils. Format, in its ongoing generosity in offering you technical data, also do you know by now that it has more tricks up its sleeve to ease the Degeting more efficiency of anything else that you might think will reward your ST more.

And what exactly do you get for this, small but useful feature and all, if yours is the star 10, 10mbits worth (not almost 10mbits - 430 is the protocol). As some on fellow STers, make the most of your pig and wash 100 of great tips to Degeting. ST Omega Format, a Queen Street, South BAC 301.

### File depression

Remember, files on the ST is a poorly understood concept. Some people have possibly claimed that all you need to do is change the 128 value at the start of an erased file in the directory back to a code from 31 to 127 and it will magically appear. It may well not be that simple. This is because entries in the FAT file Allocation Table will have been corrupted and these need to be restored. This can create untold problems

for a long time which has been banded around the disk is more recent than a figure patch.

However, do not fear - certain commercial packages are now available to remedy the problem. Hoot's UNDEL program can be used to accurately recover files. It works by taking an oddball guess at the FAT table and checking where the file exists by calculating the crossed areas of disk space. The effect is that even partial programs can be recovered. **J. Ruffin**,  
Cherry Wilingham, Lincoln.

## WELL STAC ME!

STAC is not exactly the most well-documented of game-creators - at times the manual almost borders on the ridiculous with its many faults.

One of the first things you should do is to set the extra-protected bits on the Deget disk so that you can't write to this disk. If you run the STAC



The STAC logo, which is a trademark of the author.

also check that the master you're completely wiping is OK.

On a 1.8 MB ST, STAC gives around 300K on loading. Assuming it works with all versions of VOS then you should be able to use about 200K of this. Use about 120K for graphics and figure the rest for text and game mechanics. Depending on what about 10-15 full-size screens can fit into memory depending on what a 200K limit. As long as the images are fairly simple with large areas of filled blocks then it should be possible to squeeze as much as 50 full-sized screens into memory.

Deget and Neochrome compatible packages can be used to create your graphics and although the manual recommends using one screen for each picture, it is actually far better to use several different pictures on one screen. In this way you can drastically reduce the amount of disk space which is given over to graphics - otherwise you could find that you're using up to 10 disks by the time you have finished writing your game. Good in STAC, you can cut out all the different areas of each screen which you need to use.

If you have a white background in the split-screen mode then the few pixels at the top of the screen will flicker. You can get around this by writing graphics in every location or changing the screen colour. Remember to clear the screen if you have a very long message to be printed (use INPUT INPUT DRAW G) otherwise most of the text will scroll off the top.

Yes, to add extra strength to your games it may be useful to

put in a random message such as 'It starts to rain' or 'It's late past'. This can be done very simply with:

```
10 RANDOMIZE INT (RND*100) FROM 100 TO 1000
20 MESSAGE "IT RAINS" OR "IT'S LATE PAST"
```

This gives the message a one in ten chance of being printed and once done it will not be printed again.

```
10 FOR I=1 TO 1000000:GOTO 10:QUIT
```

This instruction will print a message if you are at location 10 and then wait for a user command. Operating these two instructions with:

```
10 FOR I=1 TO 1000000:RANDOMIZE FROM 10:QUIT
```

gives a one in ten chance of a message between user and two being printed at location 10000. If these two of random commands which will make an adventure game far more interesting, or it's worth spending time including them.

### HIGH PRIORITY QUIRK

This is a bit of an advanced one. To make a character appear all of the time you must use a high-priority condition such as:

```
IF 10 TO 100:WAITFOR 10:MESSAGE "You Sings!" GOTO 10
```

The rest must always be at the end of the line. To describe a character you can use a long description and then a short one. This can cause a peculiar parsing bug. The obvious error is to put the long description first. If you do this then it will affect the multi-statement system and only one command will be understood. It stops this you must:

1. Print short descriptions without wait
2. Print long description without wait

This may also affect packages which use the same method of printing two messages.

### PROGRAMMER

#### MURDERER

-- WITH FILES --

From Memory 000007

```
00000000
00000001
00000002
00000003
00000004
00000005
00000006
00000007
00000008
00000009
00000010
00000011
00000012
00000013
00000014
00000015
00000016
00000017
00000018
00000019
00000020
00000021
00000022
00000023
00000024
00000025
00000026
00000027
00000028
00000029
00000030
00000031
00000032
00000033
00000034
00000035
00000036
00000037
00000038
00000039
00000040
00000041
00000042
00000043
00000044
00000045
00000046
00000047
00000048
00000049
00000050
00000051
00000052
00000053
00000054
00000055
00000056
00000057
00000058
00000059
00000060
00000061
00000062
00000063
00000064
00000065
00000066
00000067
00000068
00000069
00000070
00000071
00000072
00000073
00000074
00000075
00000076
00000077
00000078
00000079
00000080
00000081
00000082
00000083
00000084
00000085
00000086
00000087
00000088
00000089
00000090
00000091
00000092
00000093
00000094
00000095
00000096
00000097
00000098
00000099
00000100
```

00000101
00000102
00000103
00000104
00000105
00000106
00000107
00000108
00000109
00000110
00000111
00000112
00000113
00000114
00000115
00000116
00000117
00000118
00000119
00000120
00000121
00000122
00000123
00000124
00000125
00000126
00000127
00000128
00000129
00000130
00000131
00000132
00000133
00000134
00000135
00000136
00000137
00000138
00000139
00000140
00000141
00000142
00000143
00000144
00000145
00000146
00000147
00000148
00000149
00000150
00000151
00000152
00000153
00000154
00000155
00000156
00000157
00000158
00000159
00000160
00000161
00000162
00000163
00000164
00000165
00000166
00000167
00000168
00000169
00000170
00000171
00000172
00000173
00000174
00000175
00000176
00000177
00000178
00000179
00000180
00000181
00000182
00000183
00000184
00000185
00000186
00000187
00000188
00000189
00000190
00000191
00000192
00000193
00000194
00000195
00000196
00000197
00000198
00000199
00000200









# WORK BENCH

## Flushing Workbench

Life with a 512K Amiga can be a struggle to say the least. When you run a program from the Workbench, the free memory display before you loaded the program and after you have quit it never seems to quite tally. Where do those few extra bytes wander off to? All can be revealed...

The Amiga's memory is managed by the multitasking executive that maintains a list of free memory "pools". When you load a program into the Amiga, the program will require some form of workspace for storing its own data etc. To get this workspace memory, a program has to "ask" the multitasking executive for the memory and if there's enough memory around EXEC assigns it to your program.

When you quit from a program, all the memory should be deallocated by the program itself. Deallocating means your program telling the Amiga that it has finished with the memory and it can be reused by other programs. Many badly written programs often fail to properly release the memory and therefore the free memory count is never completely restored.

There is a way around this however. The Workbench program has an undocumented feature that allows you to force the unused workspace to be returned. To access this feature you will have to firstly change the Start-Up Sequence of your boot disk. Once you are in a boot disk, like the Amiga's own HD, search for the

Another collection of handy tricks and tips to help get your Amiga over that New Year hangover. Word processing, painting, programming - if it ain't here it ain't worth knowing. Send in your Amiga tips and you could pocket £30! This month's lucky winner is Darren Taylor from Coventry.

## A FLOODY GOOD TIP!

One thing of the AmigaDOS ROM command is that it will continue filling the screen until it is completely surrounded by a boundary of a particular colour. This is not particularly useful if you are writing a program such as a paint package that requires only an area of a particular colour to be filled.

There is however a way around this. The AmigaDOS Paint command calls the ROM kernel function Flood(). The ROM kernel function offers two different modes of operation. The first mode is the same way as Paint, but the second is of more use as it only fills an area of a particular colour and then fills it if an encounter pixel of a different colour.

The code to access this enhanced flood function is as follows:  
LIBRARY "graphics.library"  
DO = 000; FS = 000; FILLCOLOR = 2  
FLOOD 25, 91, FILLCOLOR  
LIBRARY CLOSE  
END

FOR FLOOD(x-coord, y-coord, fill-color)  
NEXT CL,PL,2  
NEXT PL,PL,2  
REPEAT = REPEAT  
MODE = 1  
CALL FLOOD(100,100,1, red, 0)  
NEXT CL  
END

Before this program can work properly, ensure that the GRAPHICS.LIBRARY is present within the current directory. This file can be found within the Workbench 3.0 user on your Extra disk.

The variables, X5 and Y5 are the coordinates at which the fill starts and FILLCOLOR is what you have specified, holds the fill colour. The colour of the pixel at this position is used to specify which pixels are to be filled. For example, if the pixel at the point is red, only connected pixels that are also red will be filled.

Darren Taylor  
Coventry

line that reads LOOKS. This line must then be modified to read

```
LOOKS -> LOOKS
```

When you now start your Amiga, everything will appear to load as per usual. LOOKS can be described however as hidden

as in the Workbench menu bar in an extra pull down menu. To access it, hold the right mouse button down in the normal way and move the mouse pointer immediately to the right of the "Special" menu - the extra menu will show up. This extra menu will contain the following menu items:

```
Doing  
Flash LDR
```

The first menu item, Doing, is strictly for software developers, don't select it or your Amiga will lock up. The menu item at the end instead is the "Flash LDR" option. If you select this, the Amiga will attempt to free any memory it can.

Sponsor Gan  
Billon Keynes

## Protect secrets

There's a lot of people who have read the name of Protect for the Amiga in this month's Format and have decided to take the plunge and treat yourself to the excellent Word Processor, may be interested to hear that hidden away within the depths of its code are several rather strange features.

The first, and probably most interesting feature is the "Panic" screen. At the Protect command line, type panic and press the return key for a rather strange effect.

The second peculiarity exists within the Protect help function. If you're using a single drive machine, you'll have to insert your dictionary disk first. Now type either HELP LIFE or HELP



■ The mysterious entry Workbench menu exposed at last

source for some interesting messages.

Protest also features a powerful memory monitor that allows you to search through the Amiga's memory for those famous hidden messages. The monitor can be invoked by typing `mem`, followed by the address to be viewed. You can move through the Amiga's memory by using the Up and Down cursor keys. For an example, by entering `0000`, `000000` and observing the ASCII dump on the right hand side of the screen.

### Getting Scriptic

In last month's *Workbench* section you may remember a look at the extra facilities offered by the `NewCLI` command. Here's another hidden feature that can be very useful.

When you load your Amiga with your *Workbench* disk, the first thing that happens is that a CLI window, entitled 'AmigaDOS' is opened and a batch file called `STARTUP-SEQUENCE` is executed. The `NewCLI` command allows you to carry out a similar procedure for every extra CLI window opened.


The `NewCLI` command offers an optional 'FROM' facility that is used to give the name of a batch file that is to be executed when the CLI is opened. For example, if you created a batch file called `CLI-Startup` in the `D:` directory that did all kinds of wonderful things, you would enter the following command:

```
NEWCLI FROM D:\CLI-Startup
```


The 'FROM' option is particularly useful when `NewCLI` is used within a disk's `Startup-Sequence`.

### Sampling Sonic

Life with *Amiga!* Some music portage is a pleasure for those of you



■ Customize your CLI environment with ease



■ The sampled sound module within Sonic

who are lucky enough to have second drives connected to your Amiga, but for single-disk users, using `sonic` can be a problem. One particular trouble encountered by many arises up when trying to access sampled sounds from any disk other than the program disk.

The problem lies in the way `sonic` handles sampled sounds. Inside `sonic`, sampled instruments are composed of two files, a '.S2'

file and a '.INSTP' file. When you load a sampled sound, `Sonic` also calls a sample handling module called `SAMPLEDSOUND.TECH` which is held in memory for only as long as sampled instruments are in use.

To use a sampled sound, you must first load an instrument of the same type from the main program disk. In this case, a sampled sound. Once this has successfully loaded, you can now remove the

## FANCY A WEDGE OF DOSH?

How does thirty grand sound to you? By just reading or a verbal tip, you could win a wedge of bread interested! Well come on then, get those tips posted. We want tips of all kinds: obscure CLI commands, cunning *Workbench* tricks, getting the most from your *Database*, the most efficient way of giving your Amiga an attack of the gales...are we perhaps not the best one but absolutely anything else. We want tips on EVERYTHING!

Still reading? Why haven't you loaded your *Workbench* yet or changed your profile and started jelling down your profits of wisdom? You need the address! Oh, here it is: **WORKBENCH, 37 SANGA FOREST, 4 QUEEN STREET, SAFFS, SA1 1LL**

program disk and insert your sampled sounds disk. Four samples should now load with no problems. **Steve Collier**

*Saturday*



## PIXEL PRINT

Yes, another cunning *Amiga* list for all of you who use *AmigaBASIC*. If you use the *AmigaBASIC* commands `LOCATE` and `RETURN` to print text at various positions on the output window, you will have already realized that the `LOCATE` command only works on a character basis. Positioning text at an exact pixel position is not possible... until now that is.

The following snippet of code bypasses *AmigaBASIC* and calls the *BOM* *Amiga* graphics functions. The *Amiga* treats text like any other graphic and therefore text can easily be placed at any position on the screen by simply calling the graphics library function, `text`. The following code is written as a tool program and can therefore be easily incorporated into your own programs.

```
LIBRARY "graphics.library"
CG = "new text" + CHR(10)
W0 = 10
Y0 = 100
COLOR0 = 0
CALL PixelPrint (W0,W1,Y0,Y1,CG,COLOR0)
CALL PixelPrint (W1,W1+1,Y0+1,COLOR0+1)
END
```

```
DEF PixelPrint (W0,W1,Y0,Y1,CG,COLOR0)
W1 = W0+1
W0+Y0 = W0+Y0+1
COLOR0 = COLOR0+1
CALL BOMDraw (W0,W1,Y0)
CALL BOMDraw (W0,W1+1,Y0)
CALL BOMDraw (W0,W1+1,Y0+1)
CALL BOMDraw (W0,W1,Y0+1)
END DEF
```

As with all tips *AmigaBASIC*, the program requires the appropriate *IMAP* file. For the above program, the file `GRAPHICS.MAP` must be present in the current directory. To run the program, the four variables, `W0`, `W1`, `Y0` and `Y1` are the coordinates at which the text is to be drawn. Any guesses for `COLOR0`?

*AmigaBASIC*'s output screen is a medium resolution, so your pixel range is `0-6395` across the screen and `0-767` vertically. If you need to experiment with different screen fonts, look back at last month's *Workbench* for details of the necessary programing.

**Steven Taylor**  
*Community*

NEW FROM

# ROMANTIC ROBOT

MULTIFACE ONE, the MULTIpurpose interFACE, was a sensation when originally released for the ZX Spectrum four years ago. MULTIFACE TWO, for the Amstrad CPC range, followed 3 years later — same success, same success. Now the time has come for the MULTIFACE ST — the BIG brother to the MULTIFACE family. Same success? Yes, and with even more features! So, what can MULTIFACE ST do to make an ATARI ST owner's life so much easier?

**MULTIFACE ST is the ultimate PERSONAL COPIER.** It copies programs, documents, disks — all at a touch of a button. Its most powerful MULTI TOOLKIT lets you study & modify any program any time — just touch the same magic button. *How is it done?*

MULTIFACE has a small box that plugs into the cartridge port. It has all it needs in a massive 64Kbyte ROM so you do NOT need to load any other software. MULTIFACE is always there and ready. Its menu-driven & 25 one-touch commands and on-screen instructions are easy to use. Pressing its magic button will interrupt any program and give you an overall control screen. You can save/insert a program or just the source. MULTIFACE compresses before saving and it formats disks with up to 75% gain, to make the contents of the computer fit onto a disk. The saved program will continue from where it was saved — save half-way through a game and avoid playing from the start again!

The MULTI TOOLKIT lets you inspect and change in hex, decimal and ASCII almost anything — including the protected ROM and some registers! You can PURGE infinite files, customize programs, SET RAM, load, replace strings, save in a instructions, etc.

Being a hardware device, it might seem MULTIFACE can back-up whatever you wish, as many times as you wish. HOWEVER, to prevent any piracy, which is illegal, the MULTIFACE MUST be attached to run programs it saved. MULTIFACE will be available from November 1988, making it an ideal Christmas present for any Atari ST owner!



WELL, HERE IS THE MULTIFACE -  
THE ANSWER TO LIFE,  
THE UNIVERSE AND EVERYTHING !!

WOW!! So this will now  
revolutionize THE BIT computing  
on Planet Earth!

ONLY  
£49.95

## multiface st THE ULTIMATE PERSONAL COPIER

Please send me a MULTIFACE ST at £49.95 plus p&hp — UK £1.00, Europe £2.00, Overseas £3.00

I enclose a cheque/PO/cash for £..... or debit my   No  Card exp.....

Name & address:

# THE WINNING FORMULA

Atari + Commodore = ST Amiga Format

You + ST Amiga Format Subscription = Happy New Year!

It's time you considered subscribing to the strongest title for 16-bit machines. A 12-issue subscription to ST Amiga Format costs £34.95, and that of course includes a disk packed with software on the front of every issue.

But more than that, if you subscribe now, we'll send you a complimentary gift pack - a personalised Disk Organiser and a hard wearing mouse mat. The black Disk Organiser comes with the ST Amiga Format logo gold-embossed on the front and holds standard Filofax ® size paper. The Organiser is divided into sections which means you can keep track of all the software you use - by file, by disk and by subject. It also has all the street dates for the magazine until the end of 1989 so you'll know to expect your copy about two days before each date listed.

PLUS the high-quality blue mouse mat (RPP £5.95) allows you complete freedom when using your mouse and will stand you in good stead in the months to come.

We hope you'll agree that a subscription to ST Amiga Format offers spectacular value for money and guarantees you valuable coverage of all aspects of your computer. Its carefully balanced design ensures that you are kept up to date on all the major aspects of 16-bit computing - games,

music, DTP, graphics, technical instruction and business.

The Cover Disk offers

hands-on experience of topics covered in the rest of the magazine.

You'd better reserve yourself a monthly copy now, because you can be sure of one thing - the magazine doesn't hang around for long on the newsagents' shelves!

## FREE WHEN YOU SUBSCRIBE!

- Smart, high-quality Black Disk Organiser
- ST Amiga Format logo gold-embossed on front
- Supplied with 60 sheets of paper for disk organisation and three dividers
- Contains magazine street dates until end of 1989
- Accepts standard Filofax ® size paper
- Normal retail price £7.95

## PLUS

- High-quality, hard-wearing mouse mat
- Rubber base, nylon top for smooth mouse movement
- Helps prevent mouse getting clogged with dirt
- Normal retail price £5.95

Order Code F042

ST AMIGA  
MAGAZINE

## HOW TO ORDER

Please use the FREEPOST form on the following page or the identical card attached to the outside of the magazine. Alternatively dial 0458 74011 with your credit card details. Your Disk Organiser and mouse mat will be despatched to you within two working days of receiving your order.



# ST AMIGA FORMAT

## READER OFFERS

Our selection  
of the best goodies  
we could find  
in the marketplace  
today.

### DELUXE PAINT II AMIGA • £49.95 (RRP £69.95)

This is something else - Electronic Arts' graphics program which comes from the US with gushing praise. You can paint on a 'canvas' that is bigger than the monitor screen - 1088 by 1824 pixels, using 32 colours in low resolution or 16 colours in high resolution. Full percentage colour mix includes hue, saturation and contrast for each colour. Other features include full zooming with special animation effects including Colour Cycling offering near-cartoon movement possibilities. Also an unlimited variety of paint brushes, a complete set of shape and line tools and a range of special effects for banners, calendars, cards, newsletters - anything can be done with a splash of style which really lets your imagination loose!

Order Code FQ22AM



### THE ST AMIGA DISK WALLET!

Just £6.95  
including  
free disk!

This handy wallet holds ten 3.5 inch disks and guarantees them safety from X-ray devices. The wallet, in grey nylon with black edging and gold embossed logo on the front, is hand packed and has two velcro stickers. An essential purchase for anyone on the move needing to keep disks safe.

Order Code FQ41DW

#### FREE DISKS

A pack of 5 high-quality 35000 baud disks is yours when you buy Deluxe Paint II from us!

### BACK ISSUES

ST Amiga Format back issues are now available. Don't miss this chance to complete your collection of computing's most exciting new magazine!

#### Issue 1

**COVER DISK: ST** (disk demo) • Virus killer • Colour ST memo emulator • RAM disk • An I/O AMIGA interrupter demo • Virus alert • **CHITRE MAGAZINE** Word processors evaluated • Graphics packages compared • Pro-sound (Superbase benchmark)

Order Code FQ81

#### Issue 2

**COVER DISK: ST** (Power BASIC and Digital Games) • Print package • Megacode game • Disk Memory editor • RAM purge

**AMIGA** OneKey demo • Disk designer • Menu bar stick • Free RAM/Disk space • Product calendar • **MAGAZINE** DTP survey • CD-ROM disk appraisal • 10-18 animated Deluxe Hobby 1.2 review • Laser printer survey • Learn BASIC series starts

Order Code FQ82

#### Issue 3

**COVER DISK: ST** (Presentation demo) • 3D chess • BASIC sports designer

**AMIGA** X-ray Waste demo • 3D robot arm utility • Graphics image processor • Sample BASIC programs • Drop shadow utility • Game cheat

**MAGAZINE** (Review) • Music matters • Deluxe Photobank review • New C, Pascal and BASIC programs analysed • Best CD-ROM benchmark • Top-5-Not - Home accounts

Order Code FQ83

#### Issue 4

**COVER DISK: ST** (Pipe Panic arcade game) • Spell checker • Macintosh generator • 32bit set-up utility • Calculator plus • Pop-up menu files

**AMIGA** (Master Database game) • Zoom utility • VT1000 settings utility • Jigsaw puzzle • 68000 to 80010 upgrade • **BASIC** programs

**MAGAZINE** Video options • 3 picture gradiers reviewed • The 68000 processor and robotics • Starting with MIDI • Data Professional Manager • Comics • PG Software selection

Order Code FQ84

#### Issue 5

**COVER DISK: ST** (Spooks (Phantom) clone) • Program protector • RAM disk protector • Best track 8 drive utility • **BASIC** tutor

**AMIGA** (Arcade game) • Scan master • MIDI utility • River trapper • Game cheat • **BASIC** tutor

**MAGAZINE** Cartoon papers • ST letter board • DIY Amiga MIDI interface • Computer pixel games • **ROBOD** - new controller package

Order Code FQ85

#### Issue 6

**COVER DISK: ST** (MIDI sequencer) • 800K disk formatter • Home accounts • Soundboard clone

**AMIGA** Sound sampler • Sideshow • Handy cards • Standalone utility • AC-Window

**MAGAZINE** Six sound samplers on test • Printer survey • Comic Letter review • Chess challenge • Operating systems of the future start here!

Order Code FQ86

### POWER BASIC Atari ST • £39.95 • HiSoft

One of the frustrations Atari ST owners face is the relatively poor BASIC supplied with the machine. HiSoft's Power BASIC is superior in many ways, which is why we've made it the basis for our BASIC programming course. Features include:

#### FREE SOFTWARE!

A disk containing powerful Atari ST utilities is yours when you order HiSoft Basic from ST Amiga Format.

- Compiler creates stand-alone programs
- Unlimited string length
- Complete AES and VDI access
- Anydisk access
- 8-bit line statements
- Load and use resources files

If you want your ST to run the best BASIC programs, this is the one you'll need.

Order Code FQ218T

**CREDIT CARD HOTLINE**  
0458 74011

## STARGLIDER 2



by Commodore and Philips

## ROCKET RANGER

Commodore Microsoft

This beautiful interactive movie uses a Personal Graphics System message base from the future planet

storming action and strategy.

Version	MS*	Surplus	Order code
Box disk	14.95	11.95	PC02152
Amiga	25.95	23.95	PC02154

## SHOOT-'EM-UP CONSTRUCTION KIT

Outline

An icon-driven Construction Kit that requires no programming knowledge at all and achieves brilliant results - see results in this issue!

Version	MS*	Surplus	Order code
Amiga	24.95	19.95	PC02064

## STOS

The Game Creator



by Commodore and Philips

## ELITE

Profiled

The all-time classic space trading and combat game which has become a way of life for many.

Version	MS*	Surplus	Order code
Amiga ST	24.95	19.95	PC02062
Amiga	24.95	19.95	PC02064

## BOMBUZAL

Impagetta

An advanced puzzle game with more than 120 levels designed and written by the renowned Tom Crabbler and David Bishop, with graphics by Jeff Miller.

Version	MS*	Surplus	Order code
ST	19.95	14.95	PC02027
Amiga	19.95	14.95	PC02048

## AFTERBURNER

Admission

Supercar delight from the Sega arcade game which will set your computer off to its ultimate performance.

Version	MS*	Surplus	Order code
ST	20.95	16.95	PC02117
Amiga	24.95	19.95	PC02164

## STARRAY

Legation

The ultimate horizontal scrolling shoot 'em up, our terrifically winning arcade nuts around the world.

Version	MS*	Surplus	Order code
Amiga ST	19.95	15.95	PC02057
Amiga	24.95	19.95	PC02058

## INTERCEPTOR

Electronic Arts

You've seen it on the cover disk, now buy the real thing. Incredible, fast 3D graphics, numerous different views of the action. The greatest aerial fight simulator yet.

Version	MS*	Surplus	Order code
Amiga	24.95	19.95	PC02068

## SPACE HARRIER

Elite

This conversion of the late-coming game has a new Personal Graphics award.

Version	MS*	Surplus	Order code
Amiga ST	19.95	14.95	PC02027

## POWERDROME

Electronic Arts

The futuristic simulation which combines the madness of arcade gameplay with the strategy of Formula One racing. "How far will the 25th Century?"

Version	MS*	Surplus	Order code
Amiga ST	24.95	19.95	PC02107

## OPERATION WOLF

Boon

The ultimate No. 1 gets winning treatment - guaranteed to completely hook you after just one go!

Version	MS*	Surplus	Order code
ST	19.95	14.95	PC02027
Amiga	19.95	14.95	PC02048

## CARRIER COMMAND

Realtime

Sea command of the world's most advanced multi role assault carrier engine featuring incredible 3D ship graphics.

Version	MS*	Surplus	Order code
Amiga ST	24.95	19.95	PC02037
Amiga	24.95	19.95	PC02048

## VIRUS

Byword

First appeared as Zaxxon in the Commodore - now even better than the original! Super-Format Good.

Version	MS*	Surplus	Order code
Amiga ST	19.95	15.95	PC02027
Amiga	19.95	15.95	PC02048

## BARBARIAN II

Outline

Now in a superior enhanced - more amazing plot!

Version	MS*	Surplus	Order code
ST	19.95	14.95	PC02027

## WHIRLYGIG

Realtime

3D light source and lab-aided gameplay make this a true Formula One simulator.

Version	MS*	Surplus	Order code
Amiga ST	19.95	15.95	PC02027
Amiga	19.95	15.95	PC02048

## FERRARI FORMULA 1

Electronic Arts

Superbly detailed simulation of the formula one-champ strip. Numerous options, car preparation, high-speed racing, etc.

Version	MS*	Surplus	Order code
Amiga	24.95	19.95	PC02068

## STOS

Medalion

A 3D disk game creator based around STOS Basic. Includes a room designer, character set, graphics, font & music editor - unleash your imagination!

Version	MS*	Surplus	Order code
Amiga ST	25.95	24.95	PC04027

## TRIAD

Warzone

Three of the best arcade games of 1988 in one pack: Barbarian, Defender of the Crown and Rungway.

Version	MS*	Surplus	Order code
Amiga ST	24.95	20.95	PC02027
Amiga	24.95	20.95	PC02048

## STARGLIDER II

Realtime

Follow up into graphics shoot 'em up spectacle!

Version	MS*	Surplus	Order code
Amiga ST	20.95	16.95	PC02027
Amiga	20.95	16.95	PC02048

## FLYING SHARK

Profiled

The late-coming conversion of the vertical scrolling shoot 'em up as depicted on the Cover Disk (Issue 7).

Version	MS*	Surplus	Order code
Amiga ST	19.95	14.95	PC02027

# STAMIGA FORMAT

The complete package for Atari ST and Commodore Amiga owners

## READER OFFERS

Fantastic savings on some of the hottest 16-bit software around!

Fast delivery • Friendly service • Fabulous discounts

### HOW TO ORDER

Just make a note of the details of the items you want, including the order code. Then fill these in on the free-post form printed on this page, or use the identical perforated card attached to the back of the magazine.

Post this, together with your credit card details or cheque to the Free Post address listed - you need pay no postage.

Alternatively ring 0458 74011 and ask for Format Credit Card Orders.

### PLEASE NOTE

1. All items are despatched by first class mail.
2. All prices include VAT, postage and packing.
3. You will normally receive software within 7 days of ordering.

**CREDIT CARD HOTLINE**  
0458 74011



## ORDER FORM

Please rush me the following items.

Order code	Title	FORMAT Price
1.		
2.		
3.		
4.		
5.		

Total Software Order  Box A

Send this form to:  
FORMAT Reader offers

The Old Barn  
FROSTON (05490)  
SCARBOROUGH  
YO13 9JH

No stamp required if  
posted in the UK.  
Overseas orders or  
credit cards

### SUBSCRIPTION ORDERS

Tick here for a 12 issue subscription to FORMAT costing £34.95. This entitles you to a free disk organizer - made real.

Subscriber's total payable  
(see A - £34.95)  Box B

Name

Address

Phone (if post)

Computer

Method of payment  ACCESS  VISA  CHEQUE  P.O.

Card centre

Expiry

Please make out cheques and postal orders to Future Publishing Ltd  
This form is valid until December 1988.







# GOLD DUST

## Commodore outselling Atari?

Ranking in the post-Comdex months from its new product releases, Commodore is hoping to make a killing in the pre-Christmas season in the US. By the time you read this, Commodore will probably have achieved its intention of doubling US sales during the fourth quarter, thanks to some really TV advertising on MTV and several other US TV stations.

The seven TV ads were produced for just \$75,000 — a fraction of the million dollars that companies usually spend on such advertising campaigns. The ads were kept low by using an Amiga

**Remember all the stories of '86? Steve Gold kicks off 1989 with the juiciest Stateside rumours from Atariville and Commodore city — remember where you heard it first.**

subverting the Atari 500 and 300007 several times over.

**Canada not dry**  
Early in December saw the launch of Commodore Show (also in Toronto, Commodore), a late-year trade\* notepad, is now 30 years old, and has created a special mobile museum to commemorate the anniversary.

Coupled with the museum, several companies unveiled new Amiga products at the show. Joint Technology displayed its 1004-500 hard disk adapter for the Amiga 4000 and A1000. The hardware add-on for the Amiga allows an ordinary ST-500 hard disk controller to be hooked up to the Amiga. The end result is that cheaper PC hard disks can be hooked up to the Amiga and run quite happily.

Analysys, meanwhile, produced its new MAX Apple Mac connector that plugs into the Amiga's external disk drive socket and allows Mac software to be loaded and run under AmigaDOS. The 1210 cartridge should be out in March '89, and does not need the Apple Mac ROM set that Dave Israel's Magic Set and Spectra 120 sets require.

ReadySoft also unveiled Playback, a plug-in unit that allows up to 100MB of hard disk data to be dumped to a standard video recorder. Playback should be out in early February '89 at \$99.95.

Also shown in Toronto was a Deluxe Paint version II. The package, which should be out next March, is a major upgrade on version I and includes an animation facility. Deluxe Paint II also supports true overcast and direct overcast painting. Extras include eight 604 colours, new wrap and fill brush modes, as well as an improved font support with a new sequencer.

Finally, some good news on

the Amiga magazine front as well. Computer Publications announced that it will be launching a new Amiga magazine. The brand-new title monthly magazine will be out in the Spring with a \$2 price tag. That's a good value as ST/Amiga Format magazine with its disk, of course, but still worth keeping an eye open for if you can get import copies.

**Atari prices falling**  
Now, it may just have been the pre-Christmas market that's causing competition amongst Atari ST shopkeepers to cut their prices, but more than few industry watchers suggest that sales of the ST really are taking off in the US. Whatever the reasons, the end result for existing ST users is that they get more scrumpt for their money.

Practical Solutions has just unveiled a new product for the ST that will make Amiga users jealous. The company has launched the Teasty Board, a plug-in unit that provides a full stereo output from the ST.

How does it do this? Simple. The ST series always has three channels of sound supported from within hardware. To (approximately) cut costs, Atari combined all three signals together to give a mono channel suitable for the ST range of monitors.

The Teasty Board solves the problem with a small circuit board that actually divides the three channels back into their separate components. Because it uses the ST's standard three sound channels, it's fully compatible with all existing ST software.

The Teasty Board plugs inside the ST and provides three independent phono outlets ready for connection to any suitable external amplifier and/or speakers. The good thing about the system is that the existing ST mono phono output to the monitor is not affected in any way.

And the price of this amazing board? A mere \$29.95 plus shipping. Practical also has some technical specification sheets, if any ST/Amiga Format readers want further information, contact Mark Louison of Practical at 010-400-6087602, or Email Mark on Commodore 176004, 20000 or Gene 02mail@Practical.

**Gold Dust** is compiled from the US online services by Steve Gold, a freelance journalist specialising in computer communications. Email, industry tips and comments are welcomed on [PracticalGold@MAC2000](mailto:PracticalGold@MAC2000) or via the US Email networks: [Commodore@PC01](mailto:Commodore@PC01), 1180, 50020 or [dbn@CML](mailto:dbn@CML), and the Source on IF2008.



■ Amiga — winning the battle in the US

to produce and sell seven US second spot adverts aimed at the teenage market. The ads are also being distributed through to form of least four 30 seconds ads to promote the Amiga as a dual-purpose business and leisure machine.

Steven said that the viewers of MTV and other Amiga-targeted TV stations, where the adverts will be shown more than 1,000 times in the run-up to Christmas, have grown up with computers and video technology. They will, he says, be very interested in the Amiga, once they realise its capabilities.

Of course, there has to be a lot in the campaign. The lure is that every purchase of an Amiga qualifies the buyer for a free video recorder worth \$249. Considering that's the equivalent of around a third of the full retail price of the 8000, the baby Amiga looks like

## BABY LAPTOPS

Justify this month, and just in time for the launch of the Baby ST laptop, comes news of one company that has developed a special PC case for laptops. Data Electronics is now selling its laptop case and website for just \$29.95. Call Data on 0181-410000 or 481-2613 to find out more. You'll find the PC case ready.

FORBES ■ 99



# FORMAT LETTERS

## W/P-ing about

As a recent convert to the Amig having been seduced from my faithful BBC B! it's some 6 years as I would be very grateful for a little advice.

I must admit that I am essentially a user and not an experimenter, and am quite happy to bundle along just pressing the correct keys, with all the technical aspects going over my head at conceptual level, however...

I have been and continue to use my BBC for word processing, so I am a stick of several organisations it is an early retired 63 years of age, and would love to use the Atari 520ST, recently purchased essentially for game discs, for this purpose (word processing, that is).

I can't find much about word processing in any of the magazines, except that most of them appear to be extremely dependent to those any word processing program which is of the same caliber as Wordbase Plus or Interword for the BBC, and at a similar price!

**Or Mayes  
Gillingham, Suffolk**

■ The very word processor we use to reply to you is probably a good bet. Instead of the ST offers many of the features of Wordbase Plus, particularly the word processing language and formatting controls. Read the review of the Amiga version in this issue for more details. If you're more interested in the pull-down menu options of programs like Interword, you could try Word Writer ST or Word-Plus, which both use the GEM environment. They all cost rather more than the basic word processors, though, starting at around £70.

## Gunship down

For the first time in my life, I find I've gone way past my second childhood! I'm writing to a magazine, obviously it's not only to do the job but to congratulate you at all! I've bought for a superb magazine, with a good selection of interesting, serious, articles/soft-

**New year sentiments from the loyal band of Format correspondents... send your opinions on life, the universe and everything to Format Letters, ST Amiga Format, 4 Queen Street, Bath BA1 1EJ and win yourself a luxurious real imitation leather Organiser for 1989.**

ware and games software. After wading through the numerous mags, I placed a regular order with my local newspaper for ST/Amiga, for the Features, Applications, Technology or you have a lot to answer for.

I must confess I have only recently joined the computer scene and am a complete novice.

I have a problem, at least I think I have. On attending the Amig exhibition on Sunday 20th at the

Alexandre Palace, I purchased a 386 disk drive as a second drive for my Atari ST which is still only fitted with the 0.5Mb drive. I am pleased with the new drive (the fu-man has W30000 which is working very well, but.

Several months ago a friend allowed me to check an Atari 0.5Mb add-on drive. I installed it up to my 5000STFM and it worked OK - I placed the Gunship II disk in Drive A and the II disk in the add-on

drive and the game read from both drives. I have tried to repeat this with the new drive but each time it accesses drive B the game flips out and back to the desktop. Is this usual using two different capacity drives? I have tried the other way by double clicking an A disk in Drive B and using your boot II utility, but it will only run with the B drive switched off and using the built in Drive A and changing disks, could you please help?

**VJ Sutton  
Plymouth, South**

■ It's possible that the Gunship program uses a 386 A drive disk and a 0.5Mb second disk, though this seems unlikely. It's more probable that the copy protection happens to be throwing out your A drive disk. If you need the fast drive option, check the alignment of the heads on your internal drive.

## Changing sides

A friend recently lent me the original games which he received with the Super Pack. Most of the twenty-one games don't work on my machines, Commodore and Zenax 60.

He has a 1Mb drive with his ST and I purchased my 500 STFM from Sierra fitted with what I believe to be a 0.5Mb drive. When I load one of the disks, the Amos/Starquake disk for example, the GEM desktop appears. Then when I double click on either the Amos or Starquake program icons it begins to load the game in the normal way. Then a window opens and it tells me disk A is not responding and to check whether

## Genlocked in

ST Amiga Format is by far and away the best magazine for information about the ST. Allow me therefore to correct an error which crept into your review of Lightbulb Camera's review 5. In one of the diary eye reports lets you state that there is no genlock system available for the ST.



Not the case!

Indeed, the reason for this letter being written so far after the event is because I have been using a genlock on my Atari to improve computer graphics for a Scottish and Newcastle training film-Diamond's Day Out - please find enclosed a PMS code.

The genlock was fitted by Capital Computers in Edinburgh. Outwardly it consists of two-BNC sockets - a video in for the TV picture you want to cut in on) and a video out for the original picture plus genlock. There's also a switch at the back to toggle between 'normal' and 'genlock' modes and a disk of software to get it all running. Remarkably the picture 'keeps' in to pure white 75%, although white can still be achieved with 75%.

The Cyber series was used to create the original graphics and the whole package was put together on a High End Commodore quality unit suite. It must be said that the genlock I was using was not broadcast but there is a broadcast model available.

And the cost? A mere £250 for the non-broadcast or about £300 for the full broadcast. Systems have already been installed in Channel 4 and a number of other TV companies. By the way, I don't work for Capital Computers, I'm just very satisfied customer.

**Stewart Myles  
Edinburgh**

■ Thanks for your information. Thinking about it, we wonder if most of the Amiga genlocks couldn't be used with the ST. The video signal would be compatible, as you can run an ST into the Amiga's monitor with excellent results.



### Qatar solo

For the past five months Steve Gold has talked about the possibility of a single 68000 upgrade for the future ST. With the advent of the Super ST has this 68000 job been deferred or will it ever see the light of day?

I have just moved to the Middle East and wait with bated breath each month for I wonder mag to come in the mail. This is not as easy a job as it at first sounds. The train of events follows that: subscription copy sent to my mother in law in Northampton (also laughing), someone has got to live in Northampton, eventually she gets round to sending it to me, at a very high postage cost. After Qatari postal service have failed through it to see that there are no references to faxed or any other ways which show errors in a state of address it finally makes it to me, total time, approximately a month. As for Atari dealers here in Qatar, forget it. The big computers down here are MSX (remember them?) and Amstrad CPC 6128s.



\*Note — my computerised mail address. I'm afraid the old-style mail address has been deleted from mine!

tell you stop laughing! The big computer magazines here are Q, ones obviously so innocuous no one would be offended at anything in them.

So there you have it — computing in the Arabian Gulf. All you readers back home who moan because they don't get their mag dead in time spare a thought for poor ol' Steve youth! If you don't print the above letter, please answer the above question because one mag is just about the only way I can keep up with what's happening in Arab land.

Dr Peter Miller  
Doha, State of Qatar

■ See the news section this month for details of the 68000 board. This might be what you're looking for, though it's not the board Steve Gold has been writing about.

It's interesting to hear the state of computer play in Qatar. Perhaps an should work as an export editor, without any ads for Bahrain or Oman.

■ See the news section this month for details of the 68000 board. This might be what you're looking for, though it's not the board Steve Gold has been writing about.

It's a hard disk or to check its contents.

Are the disks with the super disk specified for a 1MB drive and therefore not able to work on a 0.5 meg drive? And if this is true why do Quantatron and Dynatec work?

If the disks do work only on a 1 Mb would there be any chance of making the other programs work on my 0.5 Mb drive by using a disk copier, like the Deep Scan Reader in the Data pages you print in the magazine (or instance?) I would be extremely grateful if you could shed some light on my problem.

Lugh Habbay  
Widnesmore

■ As you suspect, the Super Pack disks are formatted for distributed drives. The two programs which do not happen, by coincidence, to be stored completely on the top side of the

disk, and so can be read by a single-sided drive.

We can't recommend you to copy the disks as this directly breaches the copyright on the games. If you bought the originals from your friend, you should then be entitled to copy them onto a format your computer can read (although some software licenses prevent you legally selling the software in the first place). Even ignoring the legality, you will have trouble creating double-sided disks on a single-sided machine!

### Cumana ver to my place

I like Supermax Inc. I want to buy a second drive for my Amiga 500. Which one do you recommend?  
Osprey Loggayan  
Turkey

■ So do we.

We've heard good things about the second drive from Cumana. It costs around £300 and is available from several of the advertisers in Format.

### BASIC autoboot

I have needed a Commodore disk for several years and have managed to obtain a reasonable price of Commodore BASIC. Recently I purchased an Amiga 500 and I'm trying to get it going with AmigaDOS. I followed the example in your Workbench section (issue 4) to create a bootable Amiga (basic) disk, having finally got it to work, I wondered if you could tell me how to load a BASIC program from the startup sequence, so that it runs the moment the disk is loaded.

The first adding the name of the program to the startup sequence but I just get an error code 121. I've also tried "running" it but the same thing happens.

J F Emery  
Brentford

■ You'll need to get the program file AmigaBASIC from the Extras disk into the D directory of your boot disk for a COPY of the Workbench master disk. To do this you'll need to erase several master disks or disks from the Workbench to make room for BASIC. Then you add the file AMIGABASIC -PROGRAM 00001 to the startup sequence and you should be away.

### Numbering off

I don't cost an ASO0 yet, so I spend time by reading your BASIC programs.

I noticed that in the ASO0 listings there are no line or program numbers, as with Commodore 128 BASIC. Line numbers seem to be very handy, especially with the SORT, IF, THEN and GOTO commands. Is it possible to use line numbers in an ASO0 BASIC program?

### Swings and roundabouts

Regarding the contents of ST Amiga Format issue 6, I wish to register my complaints of the alarming disparity of the contents of this disk between the ST and the Amiga.

I have an Amiga 500 and none of the games offered for my enjoyment remotely interest me but the fantastic selection offered for the ST made my mouth water (there I may have gone a little over the top there!) Colonial Chess X, Damania and Accounts all ready to use. Oh the lucky ST owner. As I have only owned my 500 for a very short time I'm sure hopeful that the good-looking writer in the read-me files of Handy Icons, AC-windows and Perfect Sound will eventually all become crystal clear but at the moment just about all I understand is "press space bar to continue".

I'm certain that I'm not the only beginner who has subscribed to your magazine in the hope of helpful hints and tips etc, but I feel the magazine is now preserving the readers have a far greater level of edge of the intricate workings of the Amiga than can be obtained by reading Commodore's booklets.

Can Format:  
a) stop preserving every reader has a PhD in computing,  
b) give a more equal balance to the contents of the monthly disk,  
c) keep up the good work as you have even managed to teach me how to "press space bar to continue"!

Ray Blomser  
Barnbury

Why is it Format persists with its annoying bias towards the Amiga. Take the issue 6 disk, for instance. The Amiga side contained 1 Perfect Sound demo, which would have been ideal for my budding interest in computer music and Soundware, which would be great for my graphics work. All an STers get is a limited chess demo and a non-interest game. It's really not good enough to offer better programs on one side of the disk than the other.

While I'm at it, a lot of the text in Format is much too simple for most readers. We don't want interminable explanations of the copying and opening windows. How about an article on accessing the ST's screen memory and poking the video display registers.

Come on Format, give the people what they want.

S. Williams  
Black Torrington, Devon

■ You see no problem.



is QX BASIC, as the PC the same as Amiga BASIC? Or with file numbers.

**W Kain**  
Dunry, Ireland

■ Line numbers can be included in Amiga BASIC listings, but only as named labels. This means you can still GOTO them or GOSUB on them, but it is really much more useful to give discrete sections of your program meaningful names. A subroutine called PrintLabel is a lot easier to understand than one called 2017.

## Protection racket

As an avid fan of 16 bit computers, I was horrified to find that the software for these machines is considerably more expensive than its 8 bit counterpart.

For this reason I am complaining about the so-called 'ambiguity' protection of some of these games. I could personally do better with an 8 bit and already have done!

I recently obtained 68K land for me by a friend who failed to include a manual, unfortunately making it difficult to run the program, since it asks for a specific word from the manual. This fails in line with a lot of the software ideas in quite a few games. (Great! Except for the fact that the little manual is not long enough to make the end of phosphorylating prostates, and seriously, it means that come, if not all, of the manual has to reside in memory, thereby using valuable space that could be otherwise used.

I decided to look into this in more detail. With Amiga's disk doctor, to be precise, I'm not going to make it any more easy than it already is by telling all concerned exactly where and how I did it, it will suffice to say it took me five minutes to find the information. I could only to backup existing software and to use it if I like a program before I buy it - essential in my view, owing to the cost of it.

My recommendations for serious users, and many thanks to the writers and producers of the following:

**SDOS** - Masterix Software. Well made, well documented, well priced. It is so easy to use, it hardly needs the massive, comprehensive manual that goes with it.

**Degas File** - Batteries included. Great documentation, good edit within the program, but could have done with an 'arc selection' rather than having to cut off the unrequired section of a circle.

Amiga's Disk Doctor... Good,

but not without very minor irritations, for printing, the x and y numbers are omitted 4 characters to the left. But otherwise usable.

Last, but by no means least: **ST/Amiga Format**... Future Publishing Ltd. Keep it good! Great magazine with a readable attitude towards computers. PLEASE, don't turn into a games comic like so many mags in the past have done. So far it is the only magazine that I buy regularly, other than only when an article interests me so with other mags.

**D P Saunders**  
Sittingbourne, Kent.

■ Thanks for your kind comments on the mag. We're not sure what you're trying to say in the last part of your letter, though, it seems to be that copy protection on 16 bit software isn't good enough. This certainly runs against the trend, most people continue to campaign for a slackening of back-up restrictions.

## Doctor, doctor

I have got hold of a PD disk which is full of documents that include the ST in late '88 and '89. One of the files contains a ROM virus. I will explain. The ROM virus is a virus that manages to sneak open the weakest part of the protected RAM and makes a very easy passage to the ROM. Once it's in, it damages every disk and also writes itself to that disk, so that when you boot up, the disk that is selected writes it again to the

same place, but if the virus is already there, it multiplies by 2 and writes itself again twice to a different place, thus making it difficult to find. There is an enlightening key press that will get rid of it, but no-one knows it apart from the person who made the virus.

This virus causes permanent damage to your ST and can either be removed by a very silly programmer, or by buying a new ROM which costs £30 plus repair man's labour (£25 + £65, just for a repair job because of a stupid virus.

**Stephen Trench**  
**Stephen Mallet, Somerset**  
PD. Every time you press the wrong keys it crashes.  
PPS. The code line in the last sector of the last track, but is locked by the boot sector!

■ Or, should that be late '87 and '88, or do you have methods at your disposal about which we as yet know nothing? You're obviously working with different technology from ours anyway, if you have found a virus which will infect a ROM. You seem to have fallen for some elaborate practical joke.

While it's true that viruses can infect an ST and pass them selves from disk to disk, they cannot infect a ROM, as this is a Read-Only Memory. It can only be programmed with a specialised machine and not from within the ST. We know of no virus that can permanently damage the hardware of an ST, although I can damage floppy in hard disks, and

in the worst case make them unusable.

## GST upgrade

I would be very pleased if you would print this letter as I think that GST software are brilliant.

I had some trouble with my 1st Word word processor so I wrote to GST asking them if they could help. They replied with a letter stating that they would upgrade my disk at no charge, so I sent GST my disk along with the manual. I received it back in seven days with a perfect running program and compliments of GST. I only wish other software houses would take a leaf out of GST's book. It would be great if they please print a big thank you to GST Software from me. By the way, thanks for the tape magazine, I think it is absolutely fantastic and I won't hesitate in reviewing my subscription.

**P J McHarty**  
Harlech, Gwynedd

■ Good to just a bouquet among the finalists.

## NO ECHO, No Echo, no echo

Firstly I would like to congratulate you on what a terrific job you did do. No other mag gives a disk away every month, and no other is packed with news, reviews, and so.

After reading your Sample City round up of samplers for the Amiga and ST, I decided it was time to introduce a sampler to my Amiga. I decided on the Pro Sampler Studio, because it looked very straightforward and powerful. There was one thing I couldn't understand after comparing the ST and Amiga samplers and that was the fact that the ST samplers had a reverb/synthesizer mode - why didn't any of the Amiga samplers have that function? We all know the Amiga can put the ST's sound to shame, so why not, in a way I did want a sampler for the echo function.

Lastly, I was wondering whether there is a real-time effects module on the market, it would be very grateful for a reply.

**Dick Bacon**  
Shrewsbury-by-Sea

■ Amiga AutoMaster, sampling software which is compatible with most Amiga samplers, does have a reverb function. The software itself costs around £35, though you have to add the cost of a sampler to that. Check the ads in this issue for a sampler.

## St. Format

In a recent acquisition of your excellent quality promotion, which I often find a wonderful recognition of - erudition, I overheard a conversation between 2 John Menzies' shop assistants, obviously on loan from ST's.

It went as follows:  
Assistant 1: Pass the Saint Amiga Formats.  
Assistant 2: Who is Saint Amiga anyway?

Assistant 1: Patrick Saint of Computer Health, probably.  
Assistant 2: Don't be silly, they wouldn't have a patron saint.

I am all for a Patron Saint for computer users, but not Saint Amiga. Saint ST/OSDM sounds much better!

**Andrew Kennedy**  
Guthrie

■ Always - we've always thought of ourselves as martyrs to the cause!



of ourselves as martyrs to the cause!

# £17

You can  
save  
that  
amount  
off  
adverts  
in this  
issue by  
using  
our  
superb  
voucher  
scheme.

Full details on next page

ST AMIGA  
FORMAT

# £1.00

ST AMIGA  
FORMAT

# £2.00

ST AMIGA  
FORMAT

# £4.00

ST AMIGA  
FORMAT

# £10

### £1.00 voucher. Valid for orders above £20

This voucher may be used as £1.00 part payment on any order totalling over £20 from a participating advertiser in ST Amiga Format. You simply fill in the details below and send it off with your order.

Your name \_\_\_\_\_

Address \_\_\_\_\_  
\_\_\_\_\_

Telephone (if possible) \_\_\_\_\_

Item (s) purchased \_\_\_\_\_

Only one voucher per order is allowed. This voucher and its accompanying order must be received by the advertiser before (am) **February 28, 1988.**

### £2.00 voucher. Valid for orders above £40

This voucher may be used as £2.00 part payment on any order totalling over £40 from a participating advertiser in ST Amiga Format. You simply fill in the details below and send it off with your order.

Your name \_\_\_\_\_

Address \_\_\_\_\_  
\_\_\_\_\_

Telephone (if possible) \_\_\_\_\_

Item (s) purchased \_\_\_\_\_

Only one voucher per order is allowed. This voucher and its accompanying order must be received by the advertiser before (am) **February 28, 1988.**

### £4.00 voucher. Valid for orders above £80

This voucher may be used as £4.00 part payment on any order totalling over £80 from a participating advertiser in ST Amiga Format. You simply fill in the details below and send it off with your order.

Your name \_\_\_\_\_

Address \_\_\_\_\_  
\_\_\_\_\_

Telephone (if possible) \_\_\_\_\_

Item (s) purchased \_\_\_\_\_

Only one voucher per order is allowed. This voucher and its accompanying order must be received by the advertiser before (am) **February 28, 1988.**

### £10 voucher. Valid for orders above £200

This voucher may be used as £10.00 part payment on any order totalling over £200 from a participating advertiser in ST Amiga Format. You simply fill in the details below and send it off with your order.

Your name \_\_\_\_\_

Address \_\_\_\_\_  
\_\_\_\_\_

Telephone (if possible) \_\_\_\_\_

Item (s) purchased \_\_\_\_\_

Only one voucher per order is allowed. This voucher and its accompanying order must be received by the advertiser before (am) **February 28, 1988.**

# ST AMIGA FORMAT VOUCHERS

## How the scheme works

- The ST Amiga Format voucher scheme is a special 1988 promotion to encourage you to buy the magazine regularly.
- It offers you savings of up to £17 when you buy goods through the magazine.
- The vouchers are not limited to specific items - you can save on any purchase from one of the participating advertisers.
- Most mail order advertisers in this magazine are taking part in the scheme - just look for this sign. →
- Remember. The use of just one voucher could more than recoup the price of the magazine.



### THE FIVE SIMPLE RULES

1. Format vouchers can be used to obtain discounts on purchases of goods advertised in this issue of ST Amiga Format, provided that they are bought directly from an advertiser taking part in the scheme. The vouchers are valid only for those advertisements which say 'We Accept Format Vouchers'.
2. Each voucher entitles you to a discount of the voucher's face value, provided that your overall order level is higher than the figure indicated on the back of the voucher.
3. To use a voucher, simply enclose it with your discounted payment when you order. You may use only one voucher in any one order.
4. The order, including the voucher, must be received by the advertiser before the closing date printed on the voucher.
5. You must fill in the details requested on the voucher.

# FREE! TENSTAR PACK WORTH OVER £229!



# Commodore AMIGA



£346.95 ~~£399~~

The Amiga 500 is one of a new breed of technologically advanced computers, which are now emerging as the new standard for home computing, based around the new Motorola 68000 chip. The 500 has 128K RAM and a 1.44Mb double density 5 1/4 disk floppy. It can be upgraded easily to a wide range of monitors, or by a Commodore TV set through a TV modulator. Designed with the user in mind, the Amiga features a user friendly GUI environment and comes equipped with a free 300K RAM when you buy your Amiga from Silica Shop. The £30 is kept always available, you will experience an other world version that is second to none, including a technical support hotline and free newsletters and price lists. Return the coupon below for your current information pack, which will give details of the Amiga 500 and the very latest Silica offers. **£4.00**

## WHY SILICA SHOP?

At Silica Shop we believe in the highest standards of service. We offer a full range of products, from the latest in computer hardware to the most advanced software. We have a wide range of products to suit all budgets and we offer a full range of services to help you get the most out of your computer. We are committed to providing a high quality service to our customers and we are always looking for ways to improve our service. We are committed to providing a high quality service to our customers and we are always looking for ways to improve our service.

## THE FULL STOCK RANGE:

At Silica Shop we believe in the highest standards of service. We offer a full range of products, from the latest in computer hardware to the most advanced software. We have a wide range of products to suit all budgets and we offer a full range of services to help you get the most out of your computer. We are committed to providing a high quality service to our customers and we are always looking for ways to improve our service.

## AFTER SALES SUPPORT:

At Silica Shop we believe in the highest standards of service. We offer a full range of products, from the latest in computer hardware to the most advanced software. We have a wide range of products to suit all budgets and we offer a full range of services to help you get the most out of your computer. We are committed to providing a high quality service to our customers and we are always looking for ways to improve our service.

## FREE OVERNIGHT DELIVERY:

At Silica Shop we believe in the highest standards of service. We offer a full range of products, from the latest in computer hardware to the most advanced software. We have a wide range of products to suit all budgets and we offer a full range of services to help you get the most out of your computer. We are committed to providing a high quality service to our customers and we are always looking for ways to improve our service.

## FREE TECHNICAL SUPPORT:

At Silica Shop we believe in the highest standards of service. We offer a full range of products, from the latest in computer hardware to the most advanced software. We have a wide range of products to suit all budgets and we offer a full range of services to help you get the most out of your computer. We are committed to providing a high quality service to our customers and we are always looking for ways to improve our service.

## DO YOU OWN AN AMIGA?

At Silica Shop we believe in the highest standards of service. We offer a full range of products, from the latest in computer hardware to the most advanced software. We have a wide range of products to suit all budgets and we offer a full range of services to help you get the most out of your computer. We are committed to providing a high quality service to our customers and we are always looking for ways to improve our service.

## PHOTON PAINT PACK

A500 Computer	£399.99
TV Modulator	£34.99
Photon Paint	£89.95
TenStar Pack	£229.50
<b>TOTAL RRP:</b>	<b>£754.43</b>
<b>LESS DISCOUNT:</b>	<b>£329.40</b>
<b>PACK PRICE :</b>	<b>£399</b>

## 1084S MONITOR PACK

A500 Computer	£399.99
1084S Colour Monitor	£399.99
Photon Paint	£89.95
TenStar Pack	£229.50
<b>TOTAL RRP:</b>	<b>£1019.43</b>
<b>LESS DISCOUNT:</b>	<b>£399.43</b>
<b>PACK PRICE :</b>	<b>£649</b>

## FREE FROM SILICA

When you buy the Amiga 500 from Silica Shop you will not only get a high price package but a bonus package too. We will give you a free 300K RAM when you buy your Amiga from Silica Shop. The £30 is kept always available, you will experience an other world version that is second to none, including a technical support hotline and free newsletters and price lists. Return the coupon below for your current information pack, which will give details of the Amiga 500 and the very latest Silica offers. **£4.00**

## FREE TENSTAR PACK

Amiga	£399.99
Art Director	£24.99
Software Developer	£24.99
Photo Pro	£24.99
Sound Effects	£24.99
Soundly Night	£24.99
Memory Game	£24.99
Tron	£24.99
Tron	£24.99
Tron	£24.99
Tron	£24.99
<b>TOTAL RRP: £229.50</b>	

## SILICA SHOP:

**REDCROFT (via Mail Order):** 01-889 1111  
 100 High Street, Redcroft, Essex, SS1 1AA  
**LONDON:** 01-260 4000  
 100 High Street, London, EC2A 4PU  
**LONDON:** 01-889 1111  
 100 High Street, London, EC2A 4PU

## PLEASE SEND ME FREE LITERATURE ON THE AMIGA

Name: \_\_\_\_\_  
 Address: \_\_\_\_\_  
 City: \_\_\_\_\_  
 Postcode: \_\_\_\_\_

On your enquiry card is completed  
 we will send you a free information pack



## Colossal results

We had a surprisingly large entry for the Colossus Chess competition from our usual 4-cover club. The challenge was, you will recall, to beat Colossus within the 15 moves the demo allows you. There are obviously a lot of keen chess players out there. Unfortunately when we came to test out the entries, though, we had a problem in not being able to reproduce many of the games

## THE WINNING GAME

White	Black	White	Black
1. g3f3	e7e5	8. c4c5	g6g5
2. d3d4	e7e6	9. h3h2	g6f6
3. e3e4	g6f6	10. c3c4	g6f6
4. f3e5	f6e6	11. g5e4	e5e5
5. d3d5	e6e7	12. f3e5	g7g5
6. e5f5	e7e6	13. g5g4	mate
7. e5e4	e6e5		



because some of you didn't tell us which playing options you had

chosen.

We based our final choice on repeatability using default settings. Although there were some four-move wins using zero or one second think time, we finally went for a 1.3 move win which worked equally well on any setting up to 5 seconds. White makes a strong maneuvering attack on Black's king, forcing it into a position where a final pawn move checks the king. The piece therefore goes to Mr. L.F. Dobson or Langley Meads, Berkham. A full copy of Colossus will be on its

way to you soon. Thanks to all who entered.

## Writing and drawing

Format is looking for good free-lance writers who can put their thoughts together intelligently and write in a fluent and informative manner. We particularly need experts in the fields of graphics, animation, music and communications to write feature and review articles on the ever-increasing number of software packages. If you fulfil the first two requirements, the third one is that you should own an ST or Amiga; we're particularly interested in writers for the Amiga.

Name, talent and fortune but quite so much need you - please get in touch with the editor, sending a sample of writing together with a brief CV showing us your background. (Our address is on the contents page.)



The start of the year - just the time to invest in a subscription to our favourite 1.6 bit magazine. With well over 100 pages of information, many things are new to you. **TRANSFORMER VIDEOS** - For those of us who love it all things Trans. We're planning these issues for your convenience, many of which will probably see print.

- **DISCOVER YOUR COMPUTER** - The secrets of emulation revealed. Run IBM, BBC or Apple Macintosh programs and add a whole world of software.
- **MULTITASKING** - If you can do it, stop thinking about copy protection. A full review of the patch-proof hardware which lets you finish up anything.
- **BATTLE OF THE OPERATING SYSTEMS** - Square Boy vs. Jay

## NEXT MONTH

- and Computer's Standard file it out in the four-patch border program states.
- **MINIEMU** - 64K quartet to your hobby video with your Amiga and the cheapest ground on the market. Look us up in issue 10.
- **GAMES ARE GO** - Omega's Car, War in Middle Earth and Board of London with it in your program.
- **AMIGA GRAPHICS** - Step into your Amiga with HELIX's new compiler, or take a look at DPA's BASIC v2 from from its success on the ST.
- **MOOSEBITE** - a survey of those little black boxes which do more talk on the phone for longer than your seven-foot-up meter.

## Superheroes, Inc.

by Sarkar







# BAAL



## BAAL

- An addictive mixture of strategy and arcade action featuring 81 war-torn scenarios spanning through 3 alternate domains containing multiple levels
- Over 240 highly detailed terrain, supergraphics and sound effects
- More than 100 monsters and 400 traps

The future of the world lies in the hands of an elite squadron of men. TGa and the master of the Time Warriors. Can you save the earth from the evil BAA!

His army of undead have stolen an awesome weapon of destruction, a time machine.

As leader of the ultimate battle fighters, your quest is to invade BAA's domain, turning off his monstrous demonic forces to reverse the Man Machine. But... you must kill BAA, in the process.

Can you succeed? There is no option... the alternative is total hell on Earth.

ATARI ST / AMIGA - £19.95  
Screen Shots from the Atari ST version



PSYCHOIS  
FREEPOST  
LIVERPOOL L3 3AR  
UNITED KINGDOM  
Tel: 061-207 0826

