

# START

#1 Guide To Atari ST

Volume 5, Number 3 November 1990 USA \$14.95 • Canada \$19.95

ON DISK

Make It Move  
Galactic Merchant  
BoinkOut  
ReSTART

DISK INSIDE



## DRAW 'EM TITLE 'EM ANIMATE 'EM

Add The  
ST Touch To  
Home Video



### REVIEWED:

- ★ Five CAD Programs
- ★ TV Titles 2.0
- ★ Tracker/ST
- ★ Geography Tutor
- ★ Tiger Cub

Special 8-Bit Section, Page 92

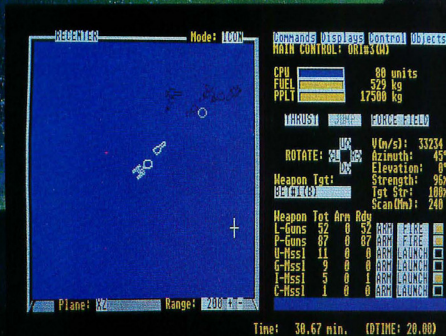



# JUST ANOTHER WAR IN SPACE



...a detailed simulation of strategic and tactical interstellar conflict.

In the second year of the reign of the Empress Kristin IV, the Aurilian Empire is beset by danger from wars on the frontier and from conspiracy within. On the galactic periphery, a newly formed federation of worlds sees an opportunity to expand at the Empire's expense. For the citizen-soldiers of the Federation, this would be the adventure of a lifetime. For the grizzled veterans of the Empire, it was JUST ANOTHER WAR IN SPACE!



- ◆ Accurate simulation of 3-D, real-time, Newtonian spaceflight mechanics
- ◆ 30 different commands, and multiple command options
- ◆ 7 scenarios, each with optional set-up features
- ◆ Use computer-generated spacecraft, or design your own from modular components
- ◆ Easy-to-use, mouse-driven, window-oriented interface
- ◆ Assume the role of spacecraft captain, task force commander, or fleet commander for the Empire or the Federation

Requires Atari ST or Mega ST, 1 Megabyte RAM, Double-Sided, Double-Density Disk Drive, Color Monitor.


**Azeroth™**

Azeroth Publishing  
 3020 Issaquah-Pine Lake Road, Suite 341  
 Issaquah, Washington 98027  
 (206)392-9941



**ORDER TODAY \$49.95\***  
**In the US: (800)594-4798**  
 Canada: (206)868-2332

\*MasterCard & VISA Only  
 Please add \$5.00 shipping & handling.  
 WA residents please add \$4.05 sales tax.



---


# THE WRITE CHOICE FOR YOUR LEFT BRAIN.

---

Who else gives you high-speed editing of up to four documents at a time, support for graphic proportional fonts, image importation and spell checking, all in one highly intuitive package? — only **Script**.

Produce professional looking letters and documents with ease using different fonts and sizes. Add headers, footers and footnotes — you can even insert the current page number, time or date. Make any text bold, italic, underlined, superscript or subscript. Import and crop graphic images. All of this is done on-screen while you edit. Print the results using the highest resolution of your printer; whether 9-pin, 24-pin, inkjet, or laser.

Using proprietary text imaging routines Script outperforms GDOS based word processors hands down. Wait no more — get **Script!**



---

# THE ONLY CHOICE LEFT FOR YOUR RIGHT BRAIN.

---

From fancy letterheads and logos to precision illustrations and image touchup, **Sketch** makes high-resolution painting a breeze.

Use ultra high-speed tools to paint lines, rectangles, ovals and splines (smooth curves). Cut and paste with surgical precision. Create unusual effects such as bending, stretching and distorting. Customize the brush shape, fill pattern, fonts, line style and spray pattern. Work with large images up to 1280 by 1600 pixels. Use the 3D modeler to layout and position objects, then use the painting tools to add shading — no other paint program gives you this ability. So unleash your creativity with **Sketch!**

**Megamax** APPLICATION  
SYSTEMS  
DALLAS

1200 E. COLLINS, #214 RICHARDSON, TX 75081

# RIO COMPUTERS

## 800-782-9110

\*ORDERS ONLY  
MON-SAT 8AM-6PM  
PACIFIC TIME

AUTHORIZED ATARI  
DEALER / SERVICE  
CENTER

CUST SERVICE  
TECH SUPPORT  
**702-454-7700**  
TU-SA 10AM-6PM  
FAX: 702-454-7700

YOUR HIGH TECH SOURCE FOR ATARI BRAND AND ATARI COMPATIBLE PRODUCTS



### GENISCAN ST

\*Easy to handle Scanner featuring 4 1/8" scanning width & 400dpi resolution enables you to reproduce graphics & text on your computer screen \*Optical Character Recognition Mode will capture text images from the page & save them in format ready for conversion to text file suitable for word processor \*Package includes GS-4000 scanner, interface & Scan Edit software \*Powerful partner to Desk Top Publishing \*Printout for Epson compatibles \*Unmatched range of edit/capture facilities simply not offered by other scanners at this unbeatable price \*Adjustable switches for brightness & contrast \*Cut & paste editing of images \*Save images as IMG, Degas, Neo, etc - **ONLY \$299.95**

### OCR SOFTWARE - Teach your Atari to read!

\*Optical character recognition software converts scanned text to ascii \*Use converted text in your word processor \*No more manual transcribing of text \*Use special scanning mode of the Geniscan ST \*Learn mode lets you teach your computer any font - **ONLY \$89.95**

## ULTRA MOUSE

NO MORE CURSOR DRIFT  
Common with other brands of mice

### \$49.95


FREE MOUSE PAD  
INCLUDED

## MEGAFILE HARD DISK DRIVES

### Syquest 44 Meg Removable ONLY - \$799

Call for prices on other drives


### 3.5" & 5.25" EXTERNAL DRIVES



3.5" - \*Slimline extra low profile unit \*Top quality drive mechanism \*Fully compatible - 1 meg unformatted capacity \*Can be formatted to 85 tracks and 11 sectors - **ONLY \$159.95**

5.25" - \*Operate in 40 or 80 track mode \*Rear panel switches to configure ALL combinations of computer model and track modes \*Perfect for use with PC Ditto- **ONLY \$179.95**

### 1 MEG INTERNAL DRIVE UPGRADE



\*Replace internal 500K drive with a full 1 Meg unit \*Top quality drive unit - Easily fitted - Full instructions \*Direct plug in replacement \*No special skills or tools required \*Minor modification to enclosure is required \*When considering a drive replacement remember that quality is most important - **ONLY \$119.95**

- Twice the tracking speed of the Atari mouse!
- Ultra smooth teflon glides
- Snappier more positive clicking
- Extra long 6 foot cord
- German engineered using highest quality components for long life and precise positioning

# CARTRIDGE PORT EXPANDER

ADD AN EXTERNAL CARTRIDGE PORT BUS TO ANY ATARI

- ✓ NO MORE PLUGGING AND UNPLUGGING CARTRIDGES
- ✓ CONNECT UP TO 3 DEVICES SIMULTANEOUSLY
- ✓ DAISY CHAIN EXPANDERS FOR EVEN MORE SLOTS
- ✓ SELECT THE ACTIVE SLOT WITH ONBOARD SWITCH
- ✓ OPTIONAL POWER SUPPLY FOR POWER HUNGRY DEVICES

## ONLY \$89.95



**RIO Computers**  
3430 E. TROPICANA AVE. #65  
LAS VEGAS, NV 89121

\*Add \$5.00 shipping/handling in the continental U.S. - \$8.00 - PR, AK, HI, FPO, APO: \$11.00-Canada/Mex: C.O.D. orders add \$3.50 to above charges: SPECIFY COMPUTER MODEL WITH ORDER  
VISA/MC/Checks/Money Orders/C.O.D. Accepted. Please call for return authorization number - returns subject to a 20% restocking fee. We reserve the right to substitute products of different appearance but equal quality and function for items pictured above. Prices subject to change without notice.

**800-782-9110**  
**702-454-7700**  
IN NEVADA

NEW V1.4

# SUPERCHARGER BREAKS THROUGH THE BARRIER



PLUG  
SUPERCHARGER  
INTO THE DMA  
PORT OF ANY  
ATARI AND  
UNLEASH THE  
POWER OF YOUR  
COMPUTER

NO INTERNAL  
MODIFICATIONS  
REQUIRED

## A SUPERCHARGED ATARI IS

FULL IBM™ COMPATABILITY WITH  
REAL TIME MULTI-TASKING

MS DOS SOFTWARE RUNNING AT  
4 TIMES THE SPEED OF AN XT

DOS AND TOS MULTI-TASKING AT 8MHz

THE BUSINESS COMPUTER OF THE 90's

### TRUE MULTI-TASKING

Connect several superchargers together to run different programs concurrently

### TOOLBOX

Programming interface to allow programmers to develop their own background tasks.

### HOT KEY

Allows TOS/DOS switching without rebooting.

### LAUNCHER

Execute DOS programs directly from your TOS window.

### FEATURES INCLUDE

- RUNS CGA AND HERCULES
- EQUIPPED WITH 1 MEG RAM
- USES EXISTING MOUSE AS DOS MOUSE
- SUPPORTS 5.25" OR 3.5" AS SECOND DRIVE
- PRINTS TO THE ATARI LASER FROM DOS
- SUPPORTS ALL HARD DISKS WITH AHDI DRIVER
- SUPPORTS ALL PARALLEL PRINTERS
- USES ST SERIAL PORT UP TO 9600 BAUD
- ATARI 3.5" DISK READS/Writes AS 720K DOS
- SOCKET FOR 8087-2 CO-PROCESSOR
- USES SUPERCHARGER'S RAM AS 1 MEG RAM DISK
- USES ST'S RAM AS RAM DISK IN DOS
- RUNS 286 AND 3.0 WINDOWS
- BUILT IN BUS FOR FUTURE EXPANSION
- SEPERATE 5V DC SUPPLY
- INSTALLATION MANUAL
- 12 MONTH WARRANTY
- SHIELDED ABS CASE (FCC CLASS A CERT.)
- ONLY 6.25 X 7.25 X 2.25 IN.

## RIO COMPUTERS

3430 E.Tropicana Ave. #65  
Las Vegas NV, 89121

Tel/Fax/Tech Support: (702)454-7700 Tue-Sat 10am-6pm Pacific Time

**800-782-9110** ORDERS ONLY Mon-Sat  
8AM-6PM  
Pacific Time

ONLY  
**\$450**

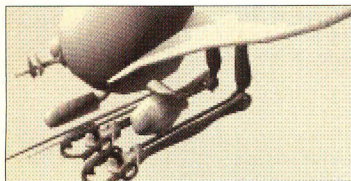


# START<sup>®</sup> #1 Guide To Atari ST

NOVEMBER 1990

VOLUME 5, NUMBER 3

ANTIC  
8-BIT  
SECTION  
PAGE 92



© COPYRIGHT 1990 DARREL ANDERSON

**PRIME CYBER**, Page 50

## FEATURES

### 22 MAKE IT MOVE 2.0

*Easy Scripted Animation From MichTron*

Programs by Rene De La Briandais  
Article by Andrew Reese,  
START Graphics Editor



### 30 LIGHTS, CAMERA, ST

*Desktop Video Made Easy*  
by Wilton A. Vargas P.

Additional Material by Michael R. Perry

### 42 SOUNDTRACKS AND SYNCHRONIZATION

*Scoring Videos With Your Home MIDI Studio*

by Richard Viard and Jim Pierson-Perry


### 50 PRIME CYBER

*An Interview With ST Artist Darrel Anderson*  
by Gavin Doughtie

### 58 GALACTIC MERCHANT

*Wall Street in Hyperspace*

by Mark Butler



GEORGE REHMANN

**GALACTIC MERCHANT**, Page 58

## REVIEWS

### 62 DESIGNING PROGRAMS

*Five CAD Programs Compared*  
by Mario Perdue

### 80 TV TITLES 2.0

*Another Approach To ST Video Titling*  
by Andrew Reese

### 82 TIGER CUB

*MIDI For The Rest Of Us*  
by Robert Edson

### 84 GEOGRAPHY TUTOR

*Travel The World Without Leaving Home*  
by Ron Schaefer, M.D.

### 88 TRACKER/ST

*Sophisticated Mail Merge Program For Small Businesses*  
by David Plotkin



**MAKE IT MOVE 2.0**, Page 22

## DEPARTMENTS

### 8 EDITOR'S DESKTOP

*Hello, Goodbye*

### 10 DIALOG BOX

### 16 NEWS, NOTES & QUOTES

### 18 START CLASSIC

*ReSTART*  
by Tom Hudson



### 56 YOUR WORD'S WORTH

*Desktop Publishing: An Introduction*

### 66 CYBER CORNER

*Basic ST Graphics*

### 70 FOR THE FUN OF IT

*Eye of Horus, Day Of The Viper*

### 75 PROGRAMMING THE BLITTER

*Advanced Blitter*  
by Samuel Streepcr



### 78 DISK CONTENTS

### 79 DISK INSTRUCTIONS

### 91 PRODUCTS UPDATE



Indicates programs included on START Disk

# #1 Guide To A Star 1ST START®

## PUBLISHER

James Capparell

## EDITORIAL

Thomas R. Byron, Editor

Amy H. Johnson, Associate Editor

James Burton, Technical Editor

Carolyn Cushman, ANTIC Section Editor

Jim Pierson-Perry, Music/MIDI Editor

Contributing Editors: Tom Hudson, Jim Kent, Stephen Mortimer, Mard Naman, David Plotkin, David Ramsden, Andrew Reese, David Small

## CREATIVE SERVICES

Julianne Ososka, Director of Creative Services

Ric E. Braden, Art Director

Rita Riley, Advertising Coordinator/Production Assistant

Abby Craden, Cover Model

Courtesy of Roman Models & Talent,

Looking for New Faces? - (415) 433-2612

## ADVERTISING SALES

Denny Riley

Director, Advertising Sales, (415) 957-0886

John Fellner

Western Region, (415) 957-0886

Mark Hanna

Eastern Region, (415) 957-0886

## CIRCULATION

Nick Clements, Circulation Director

Fidez Bituin, Fulfillment Assistant

## ADMINISTRATION

Mark Shir, Controller

Chris Ballard, Director of Operations

Budiman Goutama, Information Systems Manager

START Magazine is produced on an Atari Mega 4 running ISD Marketing's Calamus. Our service bureau for Linotronic output is Omnicomp of San Francisco. Special thanks to Transcost Systems, San Francisco for technical support.

General Offices, Catalog Customer Service: (415) 957-0886, 8 a.m. to 4 p.m. Pacific Time. START, 544 Second St., San Francisco, CA 94107. Credit Card Subscriptions and Catalog Orders: (800) 234-7001. Subscription Customer Service: For change of address and inquiries, include subscription labels and write to START Subscriptions, P.O. Box 535, Mt. Morris, IL 61054, or call (815) 734-6309, Monday through Friday, 7:30 a.m. to 10:30 p.m. Central Time.

November 1990, Volume 5, Number 3. START Magazine (ISSN #0889-6216), is published monthly by Antic Publishing, Inc., 544 Second St., San Francisco, CA 94107. Third-Class postage paid at Columbia, MD. Subscriptions (for 12 issues with disk) \$79.95 in U.S.; California \$85.95; Canada \$97.95; Foreign surface \$104.95; Foreign airmail \$158.35. Foreign subscribers (not including Canada) must send full payment. Payment in U.S. funds only. POSTMASTER: Please send address changes to START Magazine, P.O. Box 535, Mt. Morris, IL 61054.

No part of this publication may be reproduced, stored in a retrieval system, or transmitted, in any form or by any means, electronic, mechanical, photocopying, recording or otherwise, without the prior written permission of the publisher. START is an independent periodical not affiliated in any way with Atari Corp. ATARI is a trademark of Atari Corp. All references to Atari products are trademarks and should be so noted. START is a trademark of Antic Publishing, Inc., an Information Technology Company.

Copyright © 1990 by Antic Publishing. All Rights Reserved. Printed in U.S.A.

## Hello

In late 1989, Larry Flynt Publications announced that it would merge its two computer magazines — *ST Log* for the ST, and *Analogue* for the 8-bit — into one huge Atari resource. A month later, LFP pulled the plug on both, bringing an era to a close and leaving START as the dominant player in the domestic market.

LFP's sudden decision also left thousands of subscribers in a lurch. Loyal readers were given few options: they could either receive a refund or subscribe to another Atari magazine. Many opted for the refund, but many more opted for the magazine. That magazine, by the way, was START.



## How It Works

### For Analogue Subscribers

**Disk Version:** You'll receive two non-disk versions of START for every *Analogue* you have left in your subscription. Example: If you have five *Analogue* coming to you, expect to see 10 STARTs.

**Non-Disk Version:** You'll receive one disk version of START for every issue of *Analogue* left in your subscription.

### For ST Log Subscribers

**Disk Version:** You'll receive one disk version of START for every *ST Log* left in your subscription.

**Non-Disk:** You'll receive one disk version of START for every two *ST Logs* you had left in your subscription. Example: If you were expecting 10 non-disk versions of *ST Log*, expect to receive five disk versions of START.

To all former *ST Log* and *Analogue* subscribers now joining us, welcome. We guarantee you won't be disappointed.

## Goodbye

Stephen Mortimer, START contributing editor and long-time news hound, is moving onto other projects, not the least of which is college. At 18, Steve already has a world of journalistic and technical experience behind him, having been the main force behind our "News, Notes and Quotes," and the defunct *ST Applications* news section before that. Good luck, Steve, and thanks for everything.

## A Reminder

Beginning with the January 1991 issue, the START disk will be straight double-sided. Please keep this in mind if you only have a single-sided drive.

For those of you in the market for a new disk drive, check out START's comparison of five double-sided drives in our next issue.

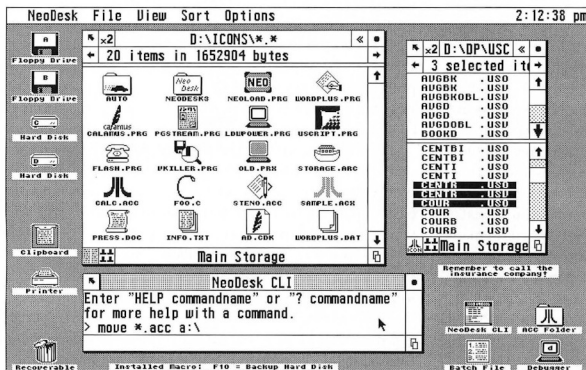
TOM BYRON  
START Editor



Gribnif Software Presents...

# NeoDesk™ 3

## The Ultimate Desktop



NeoDesk™ 3 is a complete replacement of the boring, built-in desktop that comes with the Atari ST. Its advanced, yet intuitive, graphical interface will make your computer both easier to use and much more powerful.

It is the easiest and most affordable way to realize your Atari's true potential. Many have called it "the ultimate upgrade for the Atari ST".

NeoDesk introduced the idea of placing your commonly used programs directly on the desktop while pioneering the concept of assigning different custom icons for individual files and folders.

Now NeoDesk 3 takes you a step further, introducing several new and original concepts which will make you want to scream "I want my NeoDesk 3!".

In addition to keeping commonly used files and programs on the desktop, you can now also keep folders on the desktop. And not to limit your creativity, with NeoDesk 3 you can even write *Desktop Notes™* right on the desktop itself.

Only NeoDesk 3 allows you to look at two different parts of the same window, thanks to its amazing *Split Window* feature. Of course, each window can be set to display text or icons, independently of any other window. Each window can even have its own sorting and text options.

NeoDesk is also smart, using all of its available memory for file copying so that as many files and folders that will fit into memory are read in at once. No more useless disk swaps, even hard drives benefit from its speed and efficiency.

Add some of the other NeoDesk 3 features, such as a brand new Icon Editor, keyboard equivalents, desktop picture, file templates, *Active Icons*, and *Hot Keys* (execute your favorite program with a single key), then you have more than enough reasons to buy NeoDesk. But for those of you who need a little more, read on.

NeoDesk 3 now offers a unique *File Clipboard™* which lets you temporarily hold files and folders in memory while you are busy doing other things. In a way, you can think of it as an automatically expanding and shrinking ramdisk.

You now also have the power of *Macros*, with which you can automate any series of desktop operations like opening windows, copying files, running programs, etc. These can also have *Hot Keys* assigned to them.

NeoDesk 3 even has special support for 5 1/4" floppy drives and formats all disks with the correct information so they work on most MS-DOS computers.

From low resolution to ultra high resolution, NeoDesk 3 supports up to 10 different resolutions in each system.

Of course, these features would not be useful unless they were easy to use. Rest assured, NeoDesk 3 has been designed to be "upwardly compatible". Use NeoDesk just like you used the original desktop, no need to forget all that you have learned.

It doesn't stop there. The included *Recoverable Trashcan* lets you recover files deleted with it at any time in the future. It was created using the *NeoDesk Developer's Kit*, which opens a whole new world of possibilities. There's also the *NeoDesk CLI* (both available separately), a complete window based command line interpreter which allows you to create pop-up menus, automate file operations, and much more.

No matter who you are, NeoDesk 3 has something for you. From helpful search capabilities to a powerful file reorder function. Thanks to its ability to remove itself from memory, it only needs about 35K of memory. Of course, there's lots more, which you can discover by ordering today!

NeoDesk 3 and the NeoDesk CLI are available from your local dealer, or order toll free by calling (800) 284-GRIB and get FREE 2nd Day Air (US only). Call or write for upgrade and other information.

### GRIBNIF SOFTWARE

P.O. Box 350 • Hadley, MA 01035  
Tel: (413) 584-7887 • Fax: (413) 584-2565

NeoDesk, Desktop Notes, and File Clipboard are trademarks of Gribnif Software.

## MULTITASKING

I'm writing to you in reference to the "Multitasking On The ST" article which appeared in the August 1990 issue. In that article, Frank Foster of Atari Corp. is quoted as saying that all multitasking systems on the ST "are kludges" and that Beckemeyer's Micro RTX and MT C-Shell, in particular "[work] but not very well."

Not all multitasking systems in the ST are kludges. At least three that I am aware of are reasonable systems. First, OS/9 is a well-known commercial operating system, which is used in many industrial applications. OS/9 is used on many systems in addition to the ST. Second, MINIX is a popular Unix-like system, with a large following. Third, there is Micro RTX, which is a robust multitasking system for the ST. Finally, there is MT C-Shell (based on Micro RTX), which is a powerful Unix-like system with TOS and GEM compatibility.

On what basis does Frank Foster claim that Micro RTX doesn't work very well? Micro RTX is the operating system used in many large applications across the country, in addition to the more than 2,500 MT C-Shell installations.

Micro RTX is used in an art supply store to run a four-user point-of-sale and accounting system. The main controlling computer is a 1040ST running Micro RTX which interfaces to two touch-screen cash registers, which are each 1040ST computers also running Micro RTX. The complete system drives four printers, two bar-code readers, two touch-screens, a Wyse-60 terminal, and the main ST console. This system has been operational for three years.

Micro RTX is used in a herb

warehouse to run a multi-user, on-line, order-entry and billing system. This system processes some 400 invoices per day, from two input stations, both active simultaneously eight hours a day. It automates the shipping procedure by automatically printing the UPS forms.

Micro RTX is used in a limousine service in a multi-user system which processes reservations, assigns vehicles and drivers, and performs all billing and accounting functions.

The list could go on. The point is that Micro RTX is used in the real world by real companies on a daily basis and has been used that way for several years. It is powerful enough to support a wide variety of applications. It is robust enough to be used in 24-hour-per-day operations, where down-time is unacceptable. It is fast enough to support 12 users from a single ST computer. It is flexible enough to simultaneously drive many types of peripherals, including touch-screens, network controllers, multiplexers, bar-code printers, specialty-store label makers, shipping-forms printers, bar-code readers, terminals, instrumentation devices, receipt printers, and cash drawers.

In conclusion, I claim that MT C-Shell, the Visual Shell GEM interface to MT C-Shell, and Micro RTX all do what they are designed to do and do it well. Frank Foster's comments are simply not accurate.

David Beckemeyer  
Beckemeyer Development  
Oakland, Calif.

*Jim Pierson-Perry, START's MIDI/Music Editor, replies:*

*Your comments are very well taken on the viability of Micro-RTX and its extensions, as were mentioned in Part 1 of the multitasking*

*series. However, neither it or nor the other two operating systems you cite are capable (at present) of multitasking several GEM applications —markedly limiting their value for most Atari users. Minix, in particular, is primarily an experimental system for learning operating-system programming that has been described as a "backers' toy." Please note that the article in question dealt specifically with multitasking MIDI applications. All commercial MIDI applications to date are GEM based. In addition, MIDI applications may demand consistent sub-millisecond timing, unlike the less time-critical billing or printing applications in your letter.*

*Foster's comments on multitasking with a 68000 based system reflect stated Atari philosophy. He never said it could not be done at all or not provide usable results. Without the additional hardware advantages of a 68030 processor, however, users are at substantially greater risk of failure from improperly written software and incur additional processing-time overhead (less noticeable at 16 or 32 MHz). There is no argument that Micro-RTX does what it claims to do; however, whether or not a general multitasking solution that is incapable of running multiple GEM programs (the bulk of user applications) can be said to work well is a subjective call.*

*The MIDI-Tasking system currently in development is not a general GEM multitasking system from Atari. It is specifically tailored for power users who wish to run multiple, time-critical, GEM-based, MIDI software. No existing multitasking system for the ST (unfortunately) meets this need today — regardless of how well and valuable ▶*

# "Super-Charger is the MS-DOS Emulator of Choice"

—Milt Creighton  
*Current Notes Magazine*



## Plus Other Outstanding Products for the Atari

### Super Charger

- The Only external IBM emulator.
- Norton factor of 4.4.
- Atari's memory can be used as a Ram Disk or Expanded Memory.\*
- Runs Windows 3.0.
- Free 1Meg of memory included.
- 1Meg of memory can be used by your Atari as a Ram Disk.
- Free MS-DOS 4.01 included.

**\$450.00**

### Omniswitch

- Two monitor ports (DB9 & DB15) allow you to use Multisync Monitors right out of the box.
- Omniswitch functions as a monitor switcher for standard Atari monochrome and color monitors.

- Enables you to use two external floppy drives (2-3.5", 2-5 1/4" or 1-3.5" & 1-5 1/4").
- Custom designed software allows you to change resolution without re-booting.

**\$89.95**

### Acer Monitor

The Acer multisync monitor model 7015 supports an 800x600 resolution and accepts both "TTL" and "Analog" signals. It has a 14" diagonal display with a .31mm dot pitch. The Acer comes with a tilt swivel base and a non-glare etched screen. The Acer monitor works on all Atari ST\*\* and TT line of computers.

**\$449.00**

\*Call for details.

\*\*Requires a monitor interface like the Omniswitch.

## Talon Technology

243 N. Hwy 101, Ste.11  
Solana Beach, CA 92075

**(619) 792-6511**

**FAX (619) 792-9023**

All prices subject to change— shipping and handling extra.



*it may be with other applications.*

**DOUBLE-CLICKING**

Using DC SEA to create self-extracting ARC files for your START disk was a good idea — but — the resulting files will not un-ARC while I'm using NeoDesk. It's a real pain to have to exit NeoDesk to un-ARC the files. I'd rather you use the old ARC.TTP. At least that will run under NeoDesk.

Richard Bush  
Overton, Nev.

I recently upgraded from my trusty eight-bit 130XE to the 1040STE. The increase in colors and the stereo sound were deciding factors, along with the available IBM and Macintosh emulators. However, when I attempted to un-ARC your July and August disks, my machine refused to cooperate. I was finally forced to take the disks to Cave Creek Computers in Seattle, where they un-ARCD them for me using an older model ST. I sincerely hope that the DC SEA compacting utility will be upgraded to support the STE model!

Kenneth G. Moffat  
Seattle, Wash.

I'm having a real problem with your new START disk format. It seems that DC SEA does not work with TOS 1.4. In order to use the disks I had to bring them to a friend's house, who has a 1040 with TOS 1.0 and a Mega 4 with TOS 1.4. He also can't un-ARC the disks with TOS 1.4, but has no trouble with the older TOS. I don't think two computers can be wrong, or can they?

Michael Martini  
Santa Maria, Calif.

*In this case, both computers may be wrong. We have tested our self-extracting files with TOS 1.4, and they work fine. However, the version*

*of DC SEA we have used creates files that will NOT work with the STE's TOS 1.6, or whenever NeoDesk is active. Double Click Software has released a new version of DC SEA that will work with NeoDesk and the STE, and hopefully START will have it in time to use with the December issue.*

*As is always the case when an operating system is upgraded, there is a period of transition when users and developers must adapt to the new OS. Some programs from past issues of START will not work with the newer TOS, and while we are unable to upgrade those programs, we will test future submissions for compatibility with TOS 1.4 and 1.6. Whenever possible, we will require programs published in START to be made compatible with all versions of the ST, and if for any reason a program cannot be made to work on certain ST's, we will notify you in the body of the article describing the program. — START Ed.*

**PC-DITTO II ADVICE**

I'm writing this letter in response to Mr. Secholzer's letter, which appeared in the July 1990 issue, about his problems trying to get pc-ditto II to run. I myself spent much time and effort in getting pc-ditto II running in my 1040, and I think what I've learned will help others save time and frustration.

The connection between the pc-ditto II board and the ST is a clip-on connector which goes in top of the 68000 processor. After going through the installation instructions many times I discovered that in order for the emulator to work, the connector must not be pushed down all the way. I found it needed to be about only three quarters of the way on or else the computer wouldn't even boot.

Another problem I had was that the connector was too loose and fell off when I tried to put the cover

back on the computer. A fix for this, although a bit risky, is to bend all the pins on the connector inward ever so slightly, making the fit tighter. If you do this, make sure the bending is very slight or else the connector will not fit at all.

Other than these now seemingly 'simple' problems, I found the installation very easy and straight forward if you follow the instructions carefully (I can say this because this was the first time I've ever done any electronics work myself). I hope now that others will have a much easier time with their installations than I did with mine.

Peter Tang  
Surrey, British Columbia

**FLOOR PLANS**

Can you or any of my fellow readers give me a line on floor-plan or house-plan software for the ST? Several titles are available for the PC, however, they run excruciatingly slow using pc-ditto I. I'd appreciate any help.

Chip Bragg  
Thomasville, Ga.

*While I don't know of a program specifically for designing floor plans, any of the CAD packages available for the ST would allow you to draw up a suitable plan. Perhaps there is such a specific program in Public Domain Land. Readers? —START Ed.*

START welcomes letters from readers; however, due to the volume of mail, we can only reply through Dialog Box. Please address your letters to:

START Magazine Dialog Box  
544 Second St.  
San Francisco, CA 94107

# CALLING ALL PROGRAMMERS:

## START Wants You!

START Magazine is always on the lookout for new and innovative software for our monthly disk and we welcome your submissions. Due to the requests we get from our readers, however, we are more likely to accept the following:

- utilities (small programs that make using the ST even easier)
- broad-based applications (full-featured databases, word processors, telecommunications programs, etc.)
- games (preferably not shoot-em-ups)
- MIDI programs
- graphics software
- scientific applications
- programming tutorials (particularly for BASIC and C)

We would also like to see word processing/desktop publishing macros, and add-ons and enhancements for existing programs. We aren't interested in extremely specialized applications, or things like label makers, disk catalogers and simple database programs.

A special note to game programmers: the majority of our submissions are games, so a unique and intriguing premise will definitely help your chances!

## Be Professional

Your submission should pay special attention to error-checking and user-proofing. Thousands of ST owners, from beginners to experts, each with a different system configuration, run the programs we publish. We want to see interfaces that are clear and easy to use. Above all, program submissions to START must do the following:

1. restore the user's Desktop color palette at the end of the program (these are the colors the user has chosen, not the default colors);
2. check to see if there is enough memory available. If not, the program must display a warning message (e.g., NOT ENOUGH MEMORY!) and exit to the Desktop;
3. give all memory allocated to the program back to GEM when the program ends. This includes resource files and GDOS fonts;
4. check the screen resolution if the program is not resolution independent. If the resolution is wrong, the program must give an appropriate error message (e.g., THIS PROGRAM RUNS IN LOW-REZ ONLY!) and make a clean exit to the Desktop;
5. make sure there is enough room on a disk before writing to it;
6. never assume that the program is running from a certain drive. Programs should look in the **current directory** (the directory from which the program was run) for their support files, and put an error message on the screen if they can't be found;
7. use alert boxes for error messages so the average person has time to read them;
8. if the program uses sound, make sure the sound chip is turned off when the program ends;
9. include a copyright notice. Put your name on it, so that it is protected! If it is bought by START, we will need to change it to reflect the new owner of the copyright;
10. include documentation that explains the exact minimum hardware requirements needed for the program to function, such as screen resolution, amount of memory, printer type, disk space, joystick, etc.

The following are suggestions on how to tailor your program to make life easier for the end-user:

- keep the number of support files as small as possible. Give them appropriate names, so that they're easily identified;
- make the program run in as many resolutions as possible;
- test the program for compatibility with TOS 1.0 (original STs), 1.2 (Megs), 1.4 and 1.6 (STEs). Notify START of any problems, or if you cannot test the program with other TOS versions;
- if possible, test the program with the various popular memory-resident programs, such as item selectors, alternate Desktops, etc. This is especially important if your program is an accessory or an AUTO-folder program! Again, notify START of any problems;
- beta-test the program! Have your friends and relatives try it. Challenge them to find as many bugs as possible. Remember that if our readers find problems with your program, START will ask you for technical support;
- don't assume people will read the documentation. Give on-screen help, explanations, or instructions.

## How To Send It

Each program submission must include the following:

- a cover letter that states the name of the program, what it does and how to run it. Include your address and phone number;
- a hard copy of the article (double-spaced);
- a disk that includes the program, all accompanying files, source code and an ASCII version of the article;
- a self-addressed, stamped envelope if you wish your materials returned.

Once again, START welcomes all program submissions! We look at each and every item that we receive. We do get a lot of submissions, however, so please wait four to six weeks before inquiring about your program's status. Payment for the program will be established upon acceptance.

We look forward to seeing your work. Please send your program to:

START Program Submissions, 544 Second St., San Francisco, CA 94107

## Features, Reviews, Tutorials

START isn't just looking for great programs, we're also in the market for articles geared toward increasing our readers' productivity: reviews of individual products, comparisons of products within categories (floppy disk drives, add-on interfaces), miniature "textbooks" on applications and hardware, and buying guides. Occasionally we'll publish standard journalistic articles, tailored to our audience, such as profiles of top Atari Corp. executives or features about the Revolution.

Your query letter should include an explanation of why you, and not one of our more established authors, should cover a particular subject or write a particular review. It should also include information on how you can be reached. Please address queries to Amy H. Johnson, Associate Editor. For author and review guidelines, send an SASE to:

START Author Guidelines, 544 Second St., San Francisco, CA 94107

(Note: START Magazine cannot be held responsible for any unsolicited material.)

# The Calamus Desktop

BCD CHILK ANOPD LJA XL

**"The successful business realizes that its publishing needs are best served by the most powerful, cost-effective desktop publishing system available. I believe that system is Calamus!"**

*Nathan Potechin September 1990*

## CALAMUS

Calamus is a powerful, professional desktop publishing solution at an affordable price. Based on its own outline font technology, Calamus produces identical results on both the printer and the screen, for 100% true "WYSIWYG". Fonts can be scaled from 0.1 to 999.9 in 10th of a point increments. All text can be rotated 360 degrees, instantly. Printer output is very fast. There are multiple clipboards throughout the document as



well as completely user-definable keyboard commands, Macro capabilities and a built-in Text Editor. Our user definable view provides complete accuracy over even the finest changes to your layouts. **Calamus has a retail price of US \$299.95** and contains over 300 powerful features.

## The Guide to Calamus Desktop Publishing

The Guide to Calamus Desktop Publishing contains 250 pages of hints, tips and tutorials for Calamus, The Font Editor and Outline Art, as well as 50 pages of Compugraphic font output examples. Created entirely using the programs it covers, **The Guide has a retail price of US \$29.95** and is a valuable and highly recommended addition to the Calamus family. Contact ISD directly to place your order.



## OUTLINE ART

Outline Art supplements Calamus with a great number of new functions and effects. It is a complete vector graphics editor for lines, Bezier curves, control paths etc, with the capability to generate freely-definable raster areas. Text attributes include; rastering, transparent, outlines, rotation, stretching, compression, cursive styles, circular text, text along a freely-defined vector path and kerning functions. An integrated, fully-programable calculator with a pre-defined and extendible library of transformations, intelligent clipboard and Copy functions and much more. Loading and saving in CVG format (Calamus Vector Graphic), allows integration into Calamus. **Included with Outline Art, is our own Convert2X.PRG** which allows the translations of CVG to either EPS (Encapsulated PostScript®) or PS (PostScript®) for importation into most professional desktop publishing solutions available in the market today. **Calamus Outline Art has a retail price of US \$289.95.**

# Publishing System<sup>®</sup>



## Calamus Font Editor<sup>®</sup>

A Designer's tool for the creation of fonts, using Bezier curves, graphical objects and pictures in a vector graphic format. **The retail price of the Calamus Font Editor is US \$99.95** and includes 28 additional typefaces for Calamus.

## The Linotype<sup>®</sup> Interface

Our Linotype Interface connects directly from the Atari Mega ST's DMA port to the LI2 port on the Linotronic Imagesetter. The Calamus "SoftRIP<sup>®</sup>" outputs to your Imagesetter without using the Postscript Raster Image Processor (RIP), Densi or Co-ra. All resolutions are supported, up to 2540 DPI on the L300. The "SoftRIP's" built in DMA bus extension allows up to 8 additional DMA devices to be connected simultaneously without daisy chaining, including the Atari Laser Printer. **The "SoftRIP" retail price, which includes a special JOB version of Calamus, is US \$3,500.00.** To place your order, please contact us directly.

## TYPOGRAPHY

### Professional Typesetting Fonts for use in Calamus<sup>®</sup>

There are over 200 AGFA Compugraphic<sup>®</sup> fonts optionally available for use with Calamus. In addition there are now over 100 fonts available from Lintype<sup>®</sup> and 1200 fonts from URW<sup>®</sup>. For more information, please contact ISD directly.

The new "SoftRIP<sup>®</sup>" for use with the Compugraphic 9000 series of Imagesetters is now available. Please contact ISD directly for more information.

#### Minimum System Requirements:

All Atari ST's with at least 1 MByte of RAM, a double sided disk drive and an SM124 monochrome or 19" high resolution monitor.

**"Calamus is the most powerful DTP program for the ST – or any machine for that matter."**

Start Magazine April 1990



Calamus<sup>®</sup> Calamus Font Editor<sup>®</sup> and Calamus Outline Art<sup>®</sup> are the registered trademarks and tradenames of DMC / Ditek International. All other registered trademarks and tradenames are the trademarks and tradenames of their respective holders.

All Calamus products are represented exclusively in North America by ISD Marketing.

For more information, please contact:

#### ISD Marketing, Inc.

2651 John St., Unit 3, Markham, Ontario,  
Canada, L3R 2W5 Sales: (416) 479-1880  
Customer Support: (416) 479-1991  
Fax: (416) 479-1882  
GEInie: ISD Compuserve: 76004,2246

BY STEPHEN MORTIMER

**INSIDE ATARI**

Atari racked up a solid profit of \$1.5 million in the second quarter of 1990 on sales of \$84.9 million. Last year Atari earned \$300,000 on sales of \$82.7 million. Atari President Sam Tramiel attributes the increased earnings to continued strong sales of the Portfolio and greater market penetration of the portable Lynx game machine.

**LEXICOR AND IMAGE SYSTEMS**

Image Systems is now shipping their own 24" monochrome monitor. Utilizing integrated circuits and modular design, the monitor can be fixed easily if anything breaks. It has multi-synching capability up to a resolution of 2000 x 1500, and is compatible with the Moniterm

controller board. Jay Craswell of Image Systems says the company is planning to make their own high-resolution monochrome monitor controller that will support user-definable resolutions.

Lexicor, another high-end graphics publisher, is producing three software packages offering photo-realistic editing capabilities. Prism Paint is a resolution-independent color paint program that includes page-flipping animation. Rosetta allows users to view objects from many different CAD formats, including CAD-3D, DFX and Sculpt. The draft animation program in Rosetta allows realtime animation to be produced in a moving storyboard format and then saved as a Delta file. Chronos is Lexicor's motion-control

program. This complete animation package can also save animations as Delta files as well as in a custom Lexicor format.

To complement the software, Lexicor offers an image-capture and Genlock package developed by JRI. A 24-bit color board for animation is also available. Lee Seiler of Lexicor stated that his company is completing the development of the ParSec graphics-board software that will be offered in the United States by Rio/Datel.

Lexicor offers their software in a package containing TOS 1.4 and the ISAC board for \$775, \$25 cheaper than the retail price of ISAC. Rio/Datel markets the Lexicor hardware and software. To contact Lexicor, call (415) 453-0271.

Introducing ...

**G.I.M.E.****A Revolutionary Telecommunications Package!  
VT52 Mode**

\*FULL-FEATURED CAPTURE TEXT EDITOR

- True word wrapping ... Block cut, copy, paste, delete, print, send and save

- Search and replace

\*POWERFUL, C-LIKE SCRIPT LANGUAGE

- Auto logon script creator

- Access to many TOS and GEM functions

\*UNIQUE SUB-DIRECTORY PHONE DIALER

- Multiple number dialing

\*X, Y AND Z FILE TRANSFER PROTOCOLS

**G.I.M.E. Mode**

(GRAPHIC INTERFACE MODEM ENVIRONMENT)

\*FULL-FEATURED CAPTURE TEXT EDITOR

- Bold, italic, Outlined and

underlined

\*GRAPHIC MESSAGE CREATOR

- Boxes, circles, arcs, polygons

- Trace and large text ... Patterns,

colors and line thickness

\*GRAPHIC MESSAGE EDITOR

- Size, copy, move and delete

**Terminal or BBS \$40****or both \$50**

includes tax and shipping

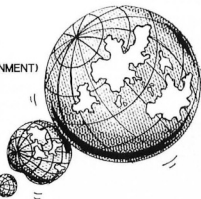
**Micro Creations**

"Creating New Worlds"

(805)397-9414

4609 Millbrook Way

Bakersfield, Ca. 93313

**A HARD DRIVE IS A  
TERRIBLE THING  
TO WASTE.**

For only **\$6 per hour**, you can download onto your hard disk from DELPHI's library of over **10,000 programs**. Join now for **\$9.95** and your first hour is **free**. There is no surcharge for downloading at 2400 baud and no premium for dialing locally via *Tymnet*. If you have a really large disk, choose the 20/20 Advantage Plan and enjoy **20 hours for \$20**.

To join, with your computer and modem:

- Dial 1-800-365-4636
- At *Username*: type JOINDELPHI
- At *Password*: type START

**DELPHI****POPULATING HARD DRIVES SINCE 1982**

800-544-4005 • 617-491-3393



## **CALAMUS SL - THE NEXT GENERATION**

Calamus SL is near completion and is expected to be ready for Fall COMDEX, according to Nathan Potechin of ISD. This modular version of the desktop-publishing package includes new, major features, with color support and four-color separation first on the list.

Other advances include a module that converts a page to CVG format so that, in turn, it can be converted to Postscript and printed. (A direct Postscript driver is under development.) A new Line Art module, the modular version of Outline Art, features over 30 new functions. The Calamus SL Raster Vector module will import raster images for autotracing using Bezier curves. The upgrade policy has not been announced.

## **FAT BITS**

- Gribnif Software's NeoDesk gets a facelift with version 3 of the best-selling desktop replacement. Low-resolution support, split windows, Desktop Notes (tm) and a file clipboard are four major enhancements. With split windows, two different parts of a directory are displayed in one window. Desktop Notes (tm) allows the user to jot down ideas directly onto the desktop. The file clipboard is an automatic RAM disk that is automatically sized as its files are copied and deleted.

- Spectre 128/GCR version 3.0 now supports the 68030 microprocessor, the heart of the TT and Gadgets by Small's processor upgrade board. Also, the Megatalk board is nearly ready. Megatalk connects to the expansion bus in Mega STs and provides both Appletalk and Mac SCSI ports. Dave Small says SCSI devices, including hard disks and CD-ROMs, can be connected directly to the board and used with Spectre.

- Goldleaf Publishing has produced two new versions of Wordflair, 1.1 and 2.0. Registered users can upgrade to 1.1 from 1.0 for \$5; the 2.0 upgrade costs \$50. The latest version is faster, 80K smaller, and includes keyboard shortcuts, a desk accessory for image conversion, and a spell checker, a thesaurus and a hyphenation dictionary. It supports footnotes, and comma-delimited ASCII files can be imported into its database.

# **More Bytes per Buck**

**Now you can get a professional Pascal, Fortran or C compiler for your Atari ST for just \$149**

Prospero Software are pleased to announce that, from June 1st 1990, the recommended retail price of our acclaimed C and Fortran compilers will be \$149. This represents a reduction of \$50 on previous prices.

Prospero Pascal remains available at \$149, while the Prospero Developers Toolkit and the coprocessor libraries for the above languages remain at \$96.

Write or call today for a free information pack and demonstration disk.

## **Prospero Software**

LANGUAGES FOR MICROCOMPUTER PROFESSIONALS

100 Commercial Street, Suite 306, Portland, ME 04101 Tel: (207) 874 0382 Fax: (207) 874 0942

# ReSTART

## An ST Software Reset (Served Cold)

BY TOM HUDSON

**R**esetting your ST or Mega seems like a simple task – just reach around the computer and press the reset button, right?

Wrong. This is just a warm start, which means that all resident programs are thrown away (except for specially written utilities such as some “reset proof” RAM disks). A warm start leaves all sorts of garbage in memory – some of which you might not want to keep around. To really get a clean slate, you have to do a cold start, which sets your computer to the way it was when you first turned it on.

You’d think that turning off the power would take care of the problem – after all, if you turn off the power and then turn it back on, you’ll get a cold start, right? Well,

***START Classic is a monthly feature that presents some of the most popular programs and utilities ever included on the START disk. This month we present Tom Hudson’s ReSTART from Special Issue Number Four. It’s a utility that lets you cold-boot your computer with just a few keystrokes.***

maybe. When you turn your computer off, memory starts to decay, and may take several seconds to totally blank out. If you turn your computer off and then on again too quickly, the memory may not decay completely, and the system thinks it’s doing a warm start!

Megas present a different problem. They have a detachable keyboard that can be several feet away from the computer and it has the reset button and power switch several feet further away! If you’re like me, your desk is cluttered with manuals, magazines, monitors and

modems – not to mention the magazines and manuals I usually have on my lap. Reaching around these piles and fumbling blindly behind the Mega CPU can seem like an almost Herculean task. By the time you’ve found the switch you’re looking for, you’ve got the manuals on the floor, junk knocked over on your desk and a strained back for your trouble.

### Enter ReSTART

Never fear, ST owners. ReSTART is here to save you from system reset-itis. With a simple keystroke

### AT A GLANCE

Program:	ReSTART
Type:	Cold-boot utility
Requirements:	512K, any rez
Archive:	CLASIC02.PRG
Files:	RESTART.PRG
Language:	MADMAC Assembler

combination, the system will cold start – as if you had powered off the system, waited several seconds and powered it back on again. The reset button retains the normal operation – pressing it will give you a simple warm start, keeping those reset-proof RAM disks safe.

From your START backup disk, double-click on the archive file CLASIC02.PRG and choose Extract when the dialog box appears. Select a destination disk and the file will un-ARC directly onto that disk. Copy RESTART.PRG into the AUTO folder on your boot disk or hard drive. Now reboot your computer.

When the system starts up, you will see ReSTART's installation message appear on your screen. Once your GEM Desktop appears, you're ready to roll. Press and hold [Control]-[Alternate] on the left side

of the keyboard. With these keys held down, press [Delete]. Your ST system should instantly reset to its power-up state. Amazing.

#### What ReSTART Will (And Won't) Do

You can use ReSTART with virtually every program that runs on the ST, although some programs which disable the normal ST operating system will render ReSTART inactive. I have personally tested ReSTART with dozens of commercial software packages and terminate-and-stay-resident utilities and it has worked flawlessly with them all. You should have very little trouble in most situations.

Because it is a software utility which depends on the proper operation of the ST's operating system, ReSTART is vulnerable to serious system crashes. If one of

your programs bombs and you can't hear a keyclick from your monitor when you press keys, ReSTART has probably been killed, and you'll have to resort to pressing the system reset button manually or repowering up.

In order to work properly, ReSTART changes a special flag inside the ST which causes the system to return the status of [Control], [Shift] and [Alternate] when a key is pressed. Some programs may be sensitive to this special condition and may react differently than normal, but most are unaffected. ■

*Tom Hudson is the author of DEGAS, DEGAS Elite, CAD-3D, Cyber Sculpt, Cyber VCR and The Antialiaser. He lives in Kansas.*



**Z-KEYS  
I  
N  
S  
T  
A  
L  
L  
E  
D**

**Z-KEYS**  
IBM-PC/AT KEYBOARD  
INTERFACE TO THE  
520STfm/1040ST.  
SOLDERLESS INTERNAL  
INTERFACE THAT IS  
EASY TO INSTALL.  
COMPLETE MANUAL  
AND DISK INCLUDED.  
WORKS WITH XT OR AT KEYBOARD

**Z-KEYS \$99.95**



**Z-RAM 3-D/4MEG**

**Z-SIMMS STe SIMMs**

Now expand your new STe with Z-SIMMS, the STe 1 Megabyte SIMM modules that expand a STe to 2 or 4 Megabytes. 1yr. warranty. Highest quality and with STe installation instructions.

**Z-SIMMs \$89.95**

**ST/ime \$59.95**



Lithium 10year battery backed-up clock and calendar module that fits in all the STs. Install it under one TOS ROM chip and all your files will be date and time stamped correctly. Comes with digital corner clock display. Frees up your cartridge port. Stop wasting time setting time! 3yr. warranty.

**Z-RAM/2.5 MEG**

Ultra low-profile solderless 520ST/520STfm 2.5 Meg memory upgrade. Fits under all RF-Shields, including the older 520ST's with external disk-drives. Plug & Play! Comes with 1yr. warranty, detailed manual, Ramdisk software and diagnostics on disk. **\$129.95 w/o RAM \$279.95 with RAM**

**Z-RAM/Mega2-to-4**

Solderless Mega2 RAM upgrade to 4 Meg. Plugs into the back of the Mega2 and will not interfere with internal hard-drives. The easiest way to upgrade your Mega2 without soldering! Comes with complete instructions and diagnostics. **\$129.95 without RAM \$279.95 with RAM chips**

**Z-RAM 3-D/4MEG**



**520STfm/1040 2.5 to 4 Megabyte Solderless Memory Upgrade Kit**

Innovative 3-D double-decker boards fit into the video-shifter metal box of the ST. Memory diagnostics and RAMdisk software included. 1yr. warranty and 30-day money-back guarantee. Super reliable data and ground connections make this the upgrade board for your ST.

<b>0K(no chips)</b>	<b>\$149.95</b>
<b>2.5Meg</b>	<b>\$299.95</b>
<b>4Meg</b>	<b>\$479.95</b>

**ZUBAIR INTERFACES, INC**  
5243-B Paramount Blvd.  
Lakewood, CA 90712  
Tel: (213) 408-6715  
Fax: (213) 408-6748

# BRE Software


Order Lines/Catalog Requests: (800) 347-6760

Order Line Hours: Mon.-Fri. 8:00 AM-6:00 PM, Sat. 10:00 AM-5:00 PM Pacific Time  
Customer Service/Order Status/Inquiries/Canada Orders: (209) 432-3072

## Public Domain Library

We have been compiling our Public Domain Library for more than 4 years. We currently have over 1,000 ST Public Domain Disks filled with Utilities, Games, Applications, Desktop Publishing files and more. The listing below is just a sampling from our library, but you can receive our FREE Catalog by calling or writing.

## Atari ST Book



Tips, Instructions, Secrets and Hints for the 520, 1040 and Mega ST begins where the Atari Owner's Manual left off, providing step by step instructions that help both beginning and experienced users to get the most out of their ST's.

\$16.95

## Atari ST Subjects



Includes 4 1/4" Disks

No Knowledge of Programming is Required  
Topics covered include: Hard Drives, Running IBM Software, Disk Structure, File Recovery, Connecting a 5 1/4" Disk Drive, Assembling your own Hard Drive, Sector & File Editing, Binary/Hex/Decimal Codes, ASCII File Problems, Escape Codes and much more!

\$16.95

## ST XFormer Cable

Use with ST Xformer. The 800i/UXE Emulator. Allows you to run 8 bit programs on your ST. The cable allows you to load programs from 5 1/4" disks or transfer them to 3 1/2" disks. With the cable, you can also load protected programs from 5 1/4" disks. Although the ST Xformer will run all 8 bit programs, it runs quite a few and is very useful in transferring files from an 8 bit to your ST. Please call more information concerning compatibility.

\$19.95

Receive the latest version of the ST Xformer program and the ST Xformer Manual FREE! With purchase of the Xformer Cable when you mention this ad. The ST Xformer Manual is a printed booklet including screen shots of the ST Xformer program, cable pinout illustrations and more. The regular price of the manual is \$9.95 and is ONLY available from BRE Software!



The Best and Fastest Disk Duplicator for the ST. Backs up a complete floppy disk faster than the ST can format a disk. More powerful than "software only" packages. Includes Blitz Software and Dual Cable Drive. Requires 2 Disk Drives.

\$34.95



**LYNX in Stock!!!**

## Call or Write for our FREE Catalog

## Public Domain Software

Over 1000 Disks Available for the Atari ST

Only \$4.00 Each

Utilities, Games, MIDI, Applications, Music, Graphics, Educational, Clip Art and much more

## FREE Disk & Catalog

Receive a Coupon good for a FREE P.D. Disk with any purchase when you request our FREE Catalog.

### Games

- #588 - Pac Man - Hangman (Color Only)
- #596 - Quick Draw V1.0 - Pictionary type drawing game
- ST Reverse V1.0 - Very Good
- #591 - OnLine type game (Color)
- #592 - Super Breakout (Mono Only)
- #835 - Adventure Game Toolkit  
Shareware package that allows you to create your own top quality adventure games for Color or Monochrome monitors. See our complete catalog for 24 different games created with AGT. (DBL)
- #944 - Space Ace Demo (Color)
- #957 - Mystic Mirror: Adu. Game Similar to Dungeon Master. 2 Players (Color)
- #960 - Wheel of Fortune V3.0 (Color)
- Stellar Starfighter - Shoot 'em Up
- #962 - Space War V1.0 - The Classic  
Space Shoot 'em Up for 2 Players (Color Only)
- #963 - Go Up V1.0: Lode Runner Clone w/Editor (Monochrome)
- #980 - Tetriside - Tetris type game for 1 or 2 players (Color)
- Valgus Squared - Sequel to a Tetris clone. Now those seven familiar pieces come at you from all four sides of the 27 x 27 area. (Color)
- #985 - Demo of the HERO II Gaming System. Fully Functional w/included files (Color) (Meg Ram/DBL)
- #1012 - Split Up V2.1 - Tetris Clone, now works with DOS (Color)
- #1024 - Pile Up Demo - Great shoot 'em up  
3 out of 10 levels are active. (Color)

### For Dungeon Master

- #511 - Maps for Levels 1-7
- #512 - Explicit Hints and Character Set on the level above Chozo with the best equipment selection.
- #590 - Game Disk Organizer  
Saved game file of characters with a first-aid weapon.
- #720 - Maps for Levels 8-14

### For Chaos Strikes Back

- #898 - Maps for Levels 1-10
- #899 - Walk thru of opening level. Dragon Lair portraits. 5 Fantasy and 3 Sci Fi characters' portraits. Prison List, Spells and Potions List and more!
- #1015 - Cartographer Demo  
Maps out or Edit your Dungeon Master or Chaos Strikes Back Saved Games. Demo fully functional on levels 1 & 2. (1 Meg RAM)

### Utilities

- #399 - Degas/Degas Elite Printer Drivers #400/800 - 3 1/2" Disk Labeling Programs #438 - Vanaram 1.0 - Shareware Terminal #443 - Intersect RAM Baby, Amortization #514 - Monochrome Emulator V3.0 - Run Mono programs on Color monitors #688/66 - H.P. Deskjet/Laserjet Utilities

### #768/938 - NeoDesk Icons

- #801 - Label Printing Programs  
Cassette Label Maker, Label and Envelope Printer and more.
- #888 - Atari ST Subjects Book Programs
- #929 - ST VIRUS KILLER V3.11. Detect and eliminate 15 different Viruses. Guards against future spreading Viruses.
- #938 - NeoDesk Icons, Recoverable  
TrackDisk V12, Quick NeoDesk INF Loader, NeoDesk Canvas 0.58 Beta
- #940/941 - LaserBrain V131 - Epson Emulator for Atari SLMB04 Laser Printer. (Mono Only/DBL)
- Additional Fonts on #001-1003
- #950 - 24 Pin Printer Emulator - Written for printers without a letter quality mode.  
Deskjet Disk Labeling Program  
Menu Master - Set up menus to automatically load programs on your own disks.
- #951 - DC Show V1.11, Head Start V1.1, Little Green Item Selector V16C
- #952 - Print & Store V1.0 - Create, Print and Store address labels
- DCopy V3.4 - Multifunction Utility ARC, DeARC, Copy & more. Shell program intended for mouse control
- #953 - SGS Net Demo V121 - Inexpensive networking system for the ST
- #988 - Fax Copy II, No. 1000 Set Up  
H.P. Deskjet Print Utility V4
- #991 - Label Printing for H.P. Deskjet and Avery 5260 Labels, Desktop  
Printer, Disk Sector Editor
- #1008 - Icondeck - Set up different looking icons for different file types.  
79 icons and icon editor included.
- #1009 - Diamond Back II w/Cache Demo

### Bible on Disk

- King James Version  
Single Sided Pkg (17 Disks) \$34.95  
Double Sided Pkg (18 Disks) \$24.95

### Desktop Publishing

- #500/600 - Publishing Partner Fonts
- #599 - PageStream Fonts  
Binfer, Futura Black, Hal, Lubalin, Futura Extra Bold Condensed
- #737 - Calamus V109 Demo - Fully functional except for Save (Mono) (Meg Ram/DBL)
- #758/759/94 - Calamus Fonts
- #870 - PageStream Fonts  
Atari, Baby Teeth, Lucida Old English, Revised
- #895 - PageStream V18 Demo (DBL)
- #935 - Desktop Publishing Utilities  
Convert to IMG V120 - Converts Degas, Neochrome, Spectrum, Art Director, Mac Paint and TNY pics to IMG format.  
Demos from Wiz Works  
Fontverter Demo - Convert fonts between PageStream and Calamus

### PageStream File to 300 DPI, IMG file conversion

- #1028 - PageStream Font Editor V0.8  
Now you can edit and touch up those PageStream Fonts. 20 page manual included on disk. Also included: Improved Postscript Screen Fonts: Book, Chaucery, New Century Schoolbook, Palatino and Times

### Applications

- #810 - SHEET V2 5P - Very well polished  
Shareware Spreadsheet.
- #811 - Documentation and sample files for Sheet V2.5
- #907 - WordStar V101 Demo (DBL)
- #965 - Checkbook V109, Alimanac (Color)
- #989 - Paperless Accountant
- #999 - ST Writer V3.8 - Simple easy to use word processor with extensive documentation on disk.  
Sheet V2.8 - Stand Alone Spelling Checker, H.P. Deskjet Driver
- #1026 - B\*STAT V2.36 - Powerful graphics and statistics program. (DBL)

### Children's Programs

- All Children's Programs Require a Color Monitor
- #551 - Kid Shapes  
Graphics design program patterned after a magnetic set. For ages 8 & 9
- #552 - Kid Shapes Plus  
As above, but for older children. Larger number of choices for more complex pictures. For ages 8 & 9
- #667 - Benjamin's ABC's  
Teaches young children the letters of the alphabet with digitized speech. (DBL)
- #699 - Kid Aider - Uses pictures to teach addition.  
Kid Color - Learning game for 3-7 year olds. Uses the mouse to point to boxes with a certain color.  
Kid Story V14 - A silly version of the Little Red Riding Hood. Allows children to create a story.

- #726 - Wolf & The 7 Kids - Adventure for children ages 5-9, based on the Grimm's fairy tale with several possible endings to the story.
- Numerical Go Round - Quizzes children on Addition, Subtraction, Multiplication and Division in a game setting.
- #920 - Simple Math: Picture Puzzle
- #982 - Body Shop: Human Anatomy Atari

### MIDI

- #966 - MIDI Music Maker. Plays numerous music formats (EZ Track, Music Studio, etc.) Also converts to MIDI File Format of Files.
- #967 - Simple Synthesizer - 16 Voice MIDI Recorder V2.1. From Europe. This is the one they are talking about

## Call or Write for our FREE 64 Page Catalog!

## Introductory Offer on above Disks

1-4 Disks \$3.99 Each / 5-14 Disks \$3.49 Each / 15+ Disks \$2.99 Each

Not valid with any other special offers.

Write to: BRE Software, Dept. SRT, 352 W. Bedford Ave, Suite 104, Fresno, CA 93711



No Credit Card Surcharge. Visa/MC/Discover \$15.00 Min. COD Orders Welcome. Phone Orders \$20.00 Min. Shipping: P.D. Disks \$3.00, Demo, \$5.50 2nd Day Air, Canada \$3.50 Air Mail. Software Ground \$3.50 min, 2nd Day Air \$6.50 min, Canada \$6.00 min. Hardware/Accessories Ground \$4.00 min. COD Add \$4.50 (48 States Only). Hawaii/Alaska/Prince Rico Car Add Rates. California residents add 6.75% sales tax. Please allow 2 weeks for personal checks to clear. For returns, please call our customer service number. All software items replaced with same title only. Some of the prices on these pages are specials and are good for this month only, please refer to the actual when ordering. Please call or see our current catalog for our regular prices. Price and availability subject to change without notice. FAX orders receive a \$2.00 discount on shipping charges. FAX (209) 432-2599.



# BRE Software

# FREE Catalog

# Lowest Prices

Order Lines/Catalog Requests: (800) 347-6760

Customer Service/Order Status/Inquiries/Canada Orders: (209) 432-3072

Call with your best price on any Domestic or European software title for the ST, we will meet or beat it and give you a FREE Public Domain Disk of your choice when you mention this ad. Lowest prices on Lynx and Lynx Game Cards too!

## Games

Afterburner	35.95
Anarchy	28.95
Archipelago	26.95
Astro Marine Corps	26.95
Basketball Pro Game	26.95
Ball Mar	22.95
Battletech	33.95
Berlin 1948 East v West	24.95
Black Gold	26.95
Block Out	28.95
Bloodwych	27.95
Bloodwych Data Disk	19.95
Bloodwych Hint Disk	16.95
Breach 2	26.95
Cartographer	19.95
Cartoon Capers	29.95
Chaos Strikes Back	19.95
Chaos Strikes Back II (Dungeon Master II)	
Chaos Strikes Back	
Hint Disk	16.95
Chronoquest II	34.95
Clue Master Detective	24.95
Codename: Ioman	34.95
Corn op Classics	21.95
College & Pro Football	24.95
Colonel's Beacon	36.95
Combo Racer	24.95
Conquest of Camelot	35.95
Deep	22.95
Dinosaurs	24.95
Double Dragon II	24.95
Dragon Force	39.95
Dragon's Breath	39.95
Dragon's Lair	39.95
Dungeon	24.95
Dungeon Master	24.95
Editor	19.95
Hint Book	9.95
Hint Disk	16.95
1-19 Stealth Fighter	38.95
Federation	30.95
Flight of the Intruder	34.95
Flot	28.95
Fools Errand	32.95
Forgotten Worlds	19.95
Frontline	29.95
Full Metal Planet	26.95
Future Sport	31.95
Hard Dr'n'v	26.95
Harley Davidson	34.95
Road to Sturgis	34.95
Here with the Clues	35.95
Hero's Quest	35.95
Hoyle's Book of Games	24.95
Hoyle's Book 2	24.95
Hunt for Red October	32.95
Iron Lord	33.95
Invahoe	26.95
Jack Nicklaus Golf	29.95
Khan	29.95
King's Quest IV	35.95
Klax	24.95
Last Ninja II	29.95
Last Starship	22.95
Leisure Suit Larry 2	34.95
Leisure Suit Larry 3	34.95
Life and Death	33.95
Lionel's Rally	32.95
Loop	39.95
Loopz	33.95
ManHunt: NY	32.95
ManHunt: 2 SF	32.95
Monopoly	23.95
Myth	33.95
Omega	33.95
Paperboy	26.95
Police Quest	29.95
Police Quest II	34.95
Promised Lands	19.95
Powerboat	29.95
Powerdown	28.95
Red Storm Rising	39.95
Rings of Medusa	26.95
Ringside	29.95
PageStream 1.8	99.95
PageStream 2.0	159.95
Rocket Ranger	29.95
Rorkes Drift	29.95
Rotor	24.95
Samurai M4	25.95
Sim City	29.95
Space Design Disk	24.95
Space Quest	29.95
Space Quest II	29.95
Space Quest III	36.95
Space Route	30.95
Star Blade	29.95

Create your own games with

<b>STOS!</b>	
STOS Game Creator	39.95
STOS Compiler	24.95
STOS Sprites	24.95
STOS Maestro	34.95

<b>Utilities and Applications</b>	
Canvas	19.95
CodeHead Utilities	18.95
Computer Guide to the Solar System	39.95
Data Manager	89.95
DC Desktop	22.95
DC Utilities 2.0	22.95
Degaz Elite	39.95
Diamond Back II	35.95
First Word Plus	59.95
Flash V1.6	16.95
G+Plus	20.95
GF Basic w/Compiler	149.95
HotWire	33.95
HotWire Plus	33.95
HyperHot	24.95
Hyperdraw	49.95
Hyperpaint	29.95
Image Cat	22.95
LOW Power	82.95
Look & PopIt	22.95
Mavis Beacon	
Teaches Typing	34.95
MaxFile	22.95
MidMax	34.95
Mr. Boston Drink Guide	29.95
MultiDesk	16.95
MultiViewer Graphics	34.95
Music Studio 88	34.95
NeoDesk 3.0	41.95
NeoDesk CLI	19.95
Phasar 4.0	57.95
PrintMaster Plus	25.95
Quanter	49.95
Quick ST 2	12.95
Quick Tools	17.95
Stalk the Market	48.95
Synchs Express	66.95
Tracker ST	42.95
Turbo ST	28.95
Universal	
Item Selector II	10.95
Virus Killer	16.95
Word Up 3.0	57.95
WordStar	64.95


<b>Educational</b>	
First Letters & Words	24.95
First Math	24.95
First Steps	24.95
Fun School	29.95
DC Utilities 2.0	22.95
Over 8	29.95
Over 9	29.95
Kidspeller	29.95
Kidspeller Plus	29.95
Kinderama	29.95
Ruby & Rhyme	29.95
Super Kidz	24.95

<b>Accessories</b>	
3 1/2" Disk Pin Feed Labels (100 per pkg)	4.95
Mouse Cleaning Ball	5.95
Mousedup	5.95
Cables	
Blitz Cable	34.95
Hard Drive (36")	24.95
MDX (5)	9.95
Modem	12.95
MouseJoy Ext (8')	42.95
Printer	12.95
Megatouch Screens	19.95
Functiony Package	12.95
Best Joystick	12.95
Mouse Master	25.95
Monitor Master	32.95
Multisync	
Monitor Switchbox	59.95
Drive Master	30.95
Twenty Board	34.95
Atari ST Mouse	49.95
Best Mouse	49.95
Cordless Mouse	89.95
IMG Scan	69.95
SHM 1 Meg Flop (ST)	69.95
Z RAM Upgrade Board	119.95
Supra 2400 Modem	109.95
Supra 2400 Plus	CALL
VDD	149.95
Atari SF314 Drive	159.95
Future GTS-100X	139.95
Future GTS-100	169.95
B 5 1/4" Drive	209.95
Spectre QCR	229.95
128K Mac ROMs	129.95

<b>Dust Covers</b>	
520ST	8.95
520ST/1M 1040ST/STE	8.95
Mega Joystick	8.95
SP314 354 Drive	8.95
Monitor	19.95
SLM 804 Laser	24.95

<b>Protect your Investment</b>	
#1 - Postscript Printers	
#1 - Spokane, Dewell, Mega Joystick	
#2 - Bloomberg, West Side, Roman Bookcase	
#3 - Bookman, Chancellor, Avert Gate	
#4 - Courier, Palatino, Symbols	


## Cordless Mouse



- Infrared signal transmission
- High resolution of 600 CPI
- High tracking speed of up to 600 mm/sec
- 8 bit 12 MHz CMOS CPU
- Automatic shut off extends battery life
- No special gridplate required
- Artistic silicon rubber coated ball
- Low friction Teflon rollers

\$89.95

## Best Mouse



A replacement mouse for the Atari ST and Mega Computer systems that is a joy to use. It fits comfortably in the palm of your hand and glides across your desk even without a mousepad. The unit is well constructed, but best of all, should any part require replacement, the parts are fully user replaceable, a joyly implemented warranty.

\$49.95

Also available...

## The Best Joystick

A comfortable joystick for right and left handed players. Rapid fire is built into this well constructed joystick.

\$12.95

## Cartographer

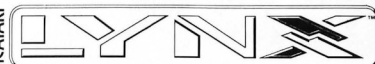
The Best Aid for players of **Dungeon Master** and **Chaos Strikes Back**

Allows you to take "Saved Games" and print the complete maps for every level. After your game... make floors go through walls. Open all the doors. Display all character pictures... not just 4 at a time. Complete Spell List included.

The advantages of this program are obvious if you have ever looked at a map drawn by a friend, and found that one of those random aspects has just occurred. Plus, when you get stuck, don't just get hints... remove a wall, and let yourself in.

\$19.95

ATARI



Catch The Next Wave

## Atari Lynx

w/California Games

\$159.95

## Game Cards

- Blue Lightning \$29.95
- Chip's Challenge \$29.95
- Electrocop \$29.95
- Gates of Zendocon \$29.95
- Gauntlet \$34.95

Call for New Titles



Lynx Carrying Case \$29.95

## Upcoming Lynx Titles

Slime World	Sept.	Tournament
Klax	Sept.	Cyberball 2072
Xenophobe	Oct.	Vindicators
Paperboy	Oct.	APB
Road Blasters	Oct.	Warbirds
Rampage	Nov.	World Cup
Zorro Mercenary	Nov.	Soccer
Uplshout	Nov.	Ninja Galden
Fygar	Nov.	Grid Runner
Checkered Flag	Jan.	Turbo Sub
NFL Super Bowl	Jan.	Scrap Yard
Football	Jan.	

We are committed to the Lynx. Please call for latest Lynx Titles as well as Lynx Accessories including Hint Books, Carrying Cases and more! Call our Multiline BBS, "The Game Domain" for the latest Lynx gossip, hints and downloadable maps/hint files. (209) 432-2194 24 hours 300/1200/2400 Baud

Easy Scripted Animation From MichTron

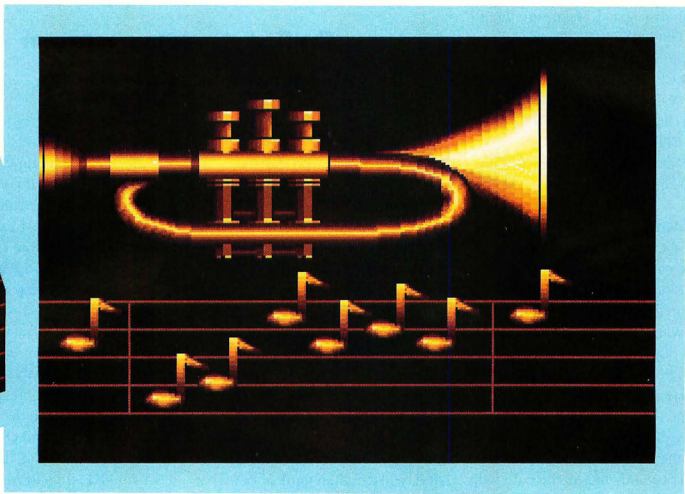


# MAKE IT MOVE 2.0



*Everyone loves good graphics. If you've ever wanted to create wonderful animations easily, here's your chance. START is proud to present Make It Move 2.0. With this set of three animation programs you can create complete animations, from a few DEGAS or NEOchrome images, filled with transitions and color effects — great for desktop video productions.*

PROGRAMS BY RENE DE LA BRIANDAIS • ARTICLE BY ANDREW REESE, START GRAPHICS EDITOR



**M**ake It Move is quite easy to use, once you understand how the animation method and the programs fit together. Read this article thoroughly before attempting to create your own animations. Several tutorials are also included on your START disk; they will not only take you through parts of the programs, but will also let you see how the effects were achieved.

### Getting Started

To find the three Make It Move

### AT A GLANCE

Program: Make It Move 2.0  
 Type: Animator  
 Requirements: 512K, low rez  
 Arcfile: MAKEMOV1.PRG  
 Files: OBJECTS.PRG  
 SCRIPT.PRG  
 VIEWIT.PRG

programs, double-click on the archive file MAKEMOV1.PRG and choose Extract when the dialog box appears. Select a destination disk and the files will un-ARC directly onto that disk. Make sure that ▶

### AT A GLANCE

Program: Make It Move 2.0  
 Type: Animator tutorial  
 Arcfile: MAKEMOV2.PRG  
 Files: CURSOR.CPR  
 FILEBOX.CPR  
 LESSON2.SCR  
 LESSON3.SCR  
 MAINMENU.CPR  
 MENU.CPR  
 MESS1.CPR  
 MESS2N.CPR  
 MESS3N.CPR  
 SELECTOR.CPR  
 STARTUP2.CPR  
 STARTUPN.CPR  
 TITLE.CPR  
 TRUMP2.CPR

## MAKE IT MOVE 2.0

OBJECTS.PRG, SCRIPT.PRG and VIEWIT.PRG are in the same folder.


To use the tutorial files, double-click on the second archive file, MAKEMOV2.PRG, and follow the steps outlined above. You may put these files in the same path as the programs, provided you have enough disk space. Make sure the files CURSOR.CPR, FILEBOX.CPR, MAINMENU.CPR, MENU.CPR, MESS1.CPR, MESS2N.CPR, MESS3N.CPR, SELECTOR.CPR, STARTUP2.CPR, STARTUPN.CPR, TITLE.CPR, TRUMP2.CPR, LESSON2.SCR and LESSON3.SCR are in the same folder.

### Quick Start

To view the tutorials right away, double-click on VIEWIT.PRG from the Desktop. VIEWIT.PRG is a viewer program that you can distribute freely with your animations, as long as you don't remove any of the opening copyright notice screen. You may skip over the opening message (once you have read it) by clicking either mouse button once. When the file selector box appears, it will display only files in the path with .SCR (script) filename extenders. If necessary, change the path to that in which you un-ARCD the tutorial files and click on one of the tutorial script files, LESSON2.SCR or LESSON3.SCR. After a few moments of loading files, the tutorial will begin to run.

If you want to stop the tutorial (or any other animation being shown with VIEWIT.PRG) or change to another lesson, simply right-click. If you want to quit Viewit, once you've halted an animation, simply click on the Cancel button in the file selector.

You can also view the tutorials using the Script program, SCRIPT.PRG. If you have a 520ST, however, you will need to get rid of any accessories or AUTO folder programs, including the program that boots your hard drive (if any), to have enough memory.



## The first step is to create your images in a paint program.

### Defining Your Animation Objects

The first step in using Make It Move is to create your images in DEGAS Elite, NEOchrome, Cyber Paint or any other paint program you have. (*Editor's note:* You can also use SEURAT from the March 1989 issue of START.) Make It Move is not a paint program; you cannot create artwork with it.

Now, unless you're Super Animator, you should sit down and plot out each step in your animation with a storyboard, a shorthand graphic outline. With your storyboard in hand, you can then think about what your backgrounds should look like, the nature of your foreground objects and whatever special effects you're going to want.

Another thing you'll need to think about is the color palettes of your images. Make It Move will always use the background color palette to display the background as well as any foreground objects. In the absence of a background, the foreground object's color palette is used. If you want to mix and match pieces of your animation easily, use a single palette for all of your images.

If you want an object to zoom in or out, make sure it's on its own screen in the largest size you want it to be. Also, all objects should be surrounded by the background color (the key color or color 0) for the results. Finally, Make It Move will

only load NEO and un-compressed DEGAS files (.P11). If you are using a program that saves images in compressed DEGAS Elite format, turn compression off before saving.

Now run OBJECTS.PRG. This program module lets you define portions of a DEGAS or NEOchrome image as cels to animate. You can load two different screens into separate buffers and cut and paste objects between them. Your first choice, however, is between the FILE and PROCESS menus, and QUIT. Unless, you're already tired of animation (!), click on FILE, then READ and then select your file type. (CMPRSD is Make It Move's own compressed file format that includes object definition information along with image data.) You can also use the Objects program as a simple way to swap formats, since you can load an image in one format and save it in another.

Click on PROCESS and then DEFINE. Click at the upper-left corner of an object and then again at the lower right. A box appears for you to give it an eight-character name; this is only a definition, not the image filename. You may continue in this manner until you have defined all the objects you want to move or show. If you want to define two different objects with one object completely within the other, always define the smaller first.

You can also load a screen with a



single object on it and convert it into a zoom object. After loading the screen, choose PROCESS, MORE, ZOOM, and whether you want the zoom to occur in one or both dimensions. Make It Move begins the process. You can let the program zoom the object down to nothing or stop it at any point. Once you stop the process, you can save it. If you don't like what you see, try again.

Other options are available from the SELECT branch. First, you must select an object by clicking within its borders. Then you can COPY it to another location on the image, SWAP its definition to the other screen or RENAME it. (Try to keep your object names meaningful; it'll help later on.)

To SWITCH between your two screens (and to load a second screen initially), click on FILE, MORE, then SWITCH. You may also DROP a screen from memory using the FILE, MORE, DROP sequence.

Once you've defined all your objects and zooms, save your images

as compressed program files, using the FILE, WRITE, CMPRSD sequence. Assign a filename of up to eight letters (Make It Move automatically adds its own .CPR extender.) Then select QUIT.

### On to the Show

Defining your objects is just the beginning. SCRIPT.PRGM lets you take your previously defined cells and images and combine them with zooms, moves, color effects and transitions.

It's a bit finicky about what accessories are installed. (For example, MichTron's own Juggler II doesn't run from within SCRIPT.PRGM.) If you have trouble, try eliminating your accessories and AUTO folder programs.

Double-click on SCRIPT.PRGM from your Desktop to get the control screen. The SCRIPT area is at the top and three options, LOAD, CHANGE and QUIT, are in the MENU area at the bottom. At the very bottom of

the screen, the available memory for Make It Move is displayed, along with two words in yellow. The left word always represents the activity of the left mouse button; the right word represents the activity of the right mouse button. At this point, you can either load one of the tutorial scripts from your START disk or create a new script using your previously defined objects.

Once you load a script (or a portion of one), a row of icons appear in the SCRIPT area. Each icon represents one of the events in your animation. If all the events do not fit on one screen, a small yellow arrow appears in the right margin, indicating there are more. To scroll through your script, click on the up or down yellow arrow. The small number above the upper-leftmost icon is its number in the script, beginning with event number one.

### Script Functions

The Script program uses a set of

# CRICIT™



## BAR CODE + PLUS!

CRICIT is an *integrated Cash Register & Inventory Control* package. For the price of a cash register, you can own the complete Bar Code Ready CRICIT BAR CODE + PLUS! System!



- Complete Cash Register Functions
- Flexible Inventory Control for 65,500 Products
- Daily, Period and Yearly Reporting
- Price/Product Labels with Optional Bar Code
- Reads Bar Code Directly from Packaging
- Coupon Issue and Redemption (fixed or % of sale)
- Self-Customized Receipts, Inventory, Reporting
- Purchase Orders with Auto-Re-Order Calculation
- Commission Calculation for 15 Sales Clerks
- Mailing Lists in List and Label Formats
- Lay-Aways, Auto-Discounts, Stock Searches
- Categories, Departments, Non-Stock Items
- Between-Store Reporting via Modem
- Easier to Use Than a Cash Register
- Network up to Six Registers

## "INVENTORY CONTROL... at CASH REGISTER PRICES!"

DASH FILE OPTION SET1 REPORTS PRINT			SET2 SET3		
SALES					
PAYMENT BY >>>>					
FL	TS	FS	TL	TS	TL
000000	000000	000000	000000	000000	000000
LN	QTY	STK #	STOCK DESCRIPTION	UNIT	TOTAL
1	2		KORFMPTON ADJUSTABLE HRT	475.95	475.95
2	1		COKE CLASSIC- 3 STERIL CAN	0.00	0.00
3	0		>>>>>>> DELETED <<<<<<<	0.00	0.00
4	6		HET BHW HORSE	12.95	77.70
5	1		FRIENDS OF MR. CABO	25.95	25.95
6	14		MISCELLANEOUS ITEM	.25	3.50
7	4		FISH REPHMENT	1.32	5.28
8	979		RECE AND SOFT SWEATER	97.95	75.00
				SUBTOTAL	7443.62
PAID BY CASH				TAX	361.58
GST DEDT OFF				TOTAL DUE	8265.20
BALZPFR				RECEIVED	0.00
INWAL				DEBTS	0.00

### NEW TERMINALS 2 through 7 SOFTWARE

Terminal 2 software allows you to tie a second ST/MEGA to your master BAR CODE + PLUS! system by simply connecting a MIDI cable. This second register allows sales types of transactions to take place while sales, adding stock, editing, reporting, etc. is taking place on the master system. Up to 6 registers can be connected using the LANTECH local area network.

- Bar Code + Plus! Software \$249 U.S.
- Terminals 2-7 Software (each) \$249 U.S.
- Full Feature Demo Disk \$7 U.S.
- Bar Code Reader \$399 U.S.
- Electronic Cash Drawer \$345 U.S.
- Lantech Network Interface \$179 U.S.
- Customer Transaction Display \$349 U.S.

**Nice & Software**  
103 Queen Street S.  
Kitchener, Ontario  
Canada N2G 1W1  
(519) 744-7380

Dealer, Distributor & User Inquiries Welcome

Canada • North American • Barrie • 705 737-5279 Canada • Micro D • Toronto • 416 741-9825 USA • American Software • Urbana • 217 643-2050 USA • Pacific Software • San Luis Obispo • 805 543-1583 Sweden • Desktop Center • Stockholm • 8-320500 Australia • Grass Valley • Perth • 9 221 4142 New Zealand • ComputerWorks • Christchurch • 3 890 899 England • Software Express • Birmingham • 021 643 9100

## MAKE IT MOVE 2.0

nested menus to call functions. Here is a brief description of them.

**2 FADE:** Fades one image to black, and then fades back from black to the second image.

**ACCEPT:** Saves color changes in the current palette.

**BLACK:** Fades one image to black.

**BLUE D:** Reduces the blue component of any selected color.

**BLUE U:** Increases the blue component of any selected color.

**CHANGE:** Changes an existing script.

**CHOOSE:** Changes an existing color.

**CLEAR:** Removes all images and scripts from memory.

**COLOR:** Changes one or more of palette colors (in as little as 1/60th of a second). This change does not affect images in memory.

**CONT:** Calls a script for viewing from the first full screen event preceding the current event (indicated by the yellow box).

**CURRNT:** Designates a script point as the first or last event in a partial script save.

**CUT:** Creates a transition from one image and palette to another.

**DELAY:** Adds a specific timed delay in a script.

**DELETE:** Deletes the current event.

**DISOLV:** Breaks up one image through a confetti-like dissolve to fade into another. You can control the size of the confetti to control the speed of the dissolve.


**END:** Selects the last event in the script as the final event in a script save.

**FADE U:** Creates a transition from one image to another by rapidly fading up on the second image.

**FREE:** Releases memory used by an image. (Don't use this option if you are going to need to use an object from that image later on in the animation; the program won't be able to find it.)

**FRONT:** Places one object in front of others.

**GREEN D:** Reduces the green component of any selected color.



**If you don't like what you see,  
try the ZOOM again.**

**GREEN U:** Increases the green component of any selected color.

**HIDE:** Removes any object from the screen.

**LOAD:** Loads a script. The process runs through the entire script and performs all of the image READs.

You may interrupt this performance by right-clicking, but if there are any unperformed READs, the program will not be able to find related objects.

**MARK:** Creates a place-holder in the script. A MARK does not affect the animation.

**MODIFY:** Changes features, such as speed or location, of existing events.

**MORE:** Reveals subsequent menus.

**MOVE:** Moves an object anywhere on screen (after the speed in pixels per step is defined). Left-click to see the MOVE; right-click to accept it.

**NOTE:** Adds scratchpad notes (up to six lines of nine letters each) in a script.

**OBJECT:** Adds an event that affects an object, such as a SHOW, MOVE, FRONT or HIDE. Select OBJECT after choosing modify to change the object.

**PLACE:** Changes the location where objects appear and disappear.

**QUIT:** Exits the program.

**READ:** READs in an image file.

**RECALL:** Acts like an Undo for the last DELETED event. A RECALLED event will be inserted in the script immediately before the current

event.

**RED D:** Reduces the red component of any selected color.

**RED U:** Increases the red component of any selected color.

**REPEAT:** Loops the end of a script to the beginning for a continuous run.

**RUN:** Lets you view an animation from the beginning.

**SAVE:** SAVES all or a portion of a script to disk. After entering a script filename, select the first event in the script to save by either choosing START, or clicking on a specific event. Then click on CURRNT.

Select the final event by choosing either END or VIEW to see the events. Click on CURRNT again.

**SCAN:** Runs a script at high speed from beginning to end.

**SCREEN:** Displays a full-screen image. Left-click through the available images and right-click to select the one you want to view.

**SHOW:** Displays objects on the screen. Left-click inside an object's defining rectangle to select it; left-click outside the rectangle to cycle on to the next image. To select a zoom object, right-click on it.

**SKIP:** Hops through the script from one MARK to another.

**SPEED:** Sets the speed of any event, except a zoom, in pixels per step.

**SPIRAL:** Creates a transition from one image to another in a rectangular digital spiral.

**SQUARI:** Creates a transition from one image to another, with the second image fading in from the outside edge.

**SQUARO:** Creates a transition from one image to another, with the second image spreading out from the center.

**START:** See SAVE.

**STEP:** Marches through an animation one event at a time.

**TIME:** Changes the time associated with certain events.

**VIEW:** Previews an animation from the first full-screen event to the end of the script.

**VSTRIP:** Creates a vertical venetian blind transition from one image to another.

**WAIT:** Requires an event to wait for a left-click; a right-click stops the animation.

**WHITE:** Fades from one image to white.

**WIPE D:** Creates a transition from one image by lowering the second

image from the top of the screen to the bottom.

**WIPE L:** Creates a transition from one image by spreading the second image across the screen from right to left.

**WIPE R:** Creates a transition from one image by spreading the second image across the screen from left to right.

**WIPE U:** Creates a transition from one image by raising the second image from the bottom of the screen to the top.

**ZOOM:** In order to add a ZOOM event to your script, you must first READ a ZOOM file, then select ZOOM. If you already have ZOOMed or SHOWN a ZOOM object, you can ZOOM it off; otherwise, you can only ZOOM it onto the screen. Click on ON. Here you'll be asked to set the duration of the event (the time before the next event takes place). Then, you'll cycle through each previously

READ ZOOM file: left-click to go to the next file or right-click to choose one.

The next step is to set the starting point of the ZOOM; move the cursor to the point where you want the ZOOM to begin and left-click. To set the endpoint of the ZOOM, move the cursor (and the "attached" ZOOM object) to the point where you want the ZOOM to stop. Left-click again to see the actual zoom. If you like it, right-click; if not, left-click to start over.

### Conclusion

We hope you enjoy Make It Move. We're glad to be able to bring it to you in START. ■

*Andrew Reese was formerly Editor of START and is now START's Graphics Editor and publications manager at a San Francisco Bay Area graphics software company.*

## Super Specials - \$9.95!

Rollercoaster Rumbler, 1st Person Pinball, Beverly Hills Cop, Pandora, Nebulus, Arctic Fox, Captain Blood, Technocop, Vindicators, Seconds Out Boxing, Pool, Manhattan Dealers, Shufflepuck Cafe, Flintstones, Eliminator, Las Vegas, Tracker, Time Blaster, Dig Dug, Human Killing Machine, Fast Lane, Targhan, Summer Olympiad, SAS Combat Team, Advanced Ski Simulator, Nitro Boost Challenge, Joan of Arc, StarBlaze, StarGoose, StarRay, Archipelagos, Bad Co., Blasteroids, Powerboat Racing, Vigilante, Turbo Cup, Challenge, Skull, Strip Poker, Asteroids Deluxe, Joust, Super Breakout.

## Bargains - only \$13.95!

Road Blasters, PacMania, Star Glider, Gauntlet II, Super Hang-On, Sundog, Menace, Interphase, All Points Bulletin, Road Raiders, Day of the Viper, Barbarian II, Tri-Action 3 in 1, Afterburner, Manhunter N.Y., Realm of Trolls, Vindicator, Fernandez Must Die, Conflict Europe, Action #2 - 5 in 1, Black Cauldron, Pinball Magic, Silent Service, Carrier Command Tiger Road, Fire Zone, Pacland, John Low Darts.

## Just Reduced - \$14.95!

Obiliterator, Terrorpods, Airborne Ranger, Qwestron II, Dragons of Flame, Bloodwych with Data Disk, Chronoquest, Holrod.

**The Kristal 4-Disk Epic  
only \$19.95**

## SIDELINE SOFTWARE

### Your #1 Budget Software Dealer

New Titles Daily & New Budget Titles Weekly  
Quantities are DEFINITELY LIMITED! First come, first served!

orders **1-800-888-9273** only

### New Titles

Battle of Britain	\$42
F19 Stealth Fighter	\$40
Midnight Resistance	\$32
Shadow Warrior	\$32
Ancient Battles	\$35
Venus Flytrap	\$30
Sly Spy	\$32
Operation Stealth	\$35

### U.K. Magazines

With disks - \$8 each,
\$95 / year includes shipping
ST ACTION • ST USER
ST FORMAT
Mags - No disk - \$5 each,
\$80 / year includes shipping
ST WORLD • ACE
THE GAMES MACHINE

### Stampede 3 Disk Magazine \$12



Shipping Price Varies - Please Call



SIDELINE SOFTWARE • Importers of Fine European Software  
840 N.W. 57th Court, Ft. Lauderdale, Florida 33309  
Questions & Inquiries call (305) 491-0398 • FAX (305) 772-0334  
This ad produced entirely on an Atari ST computer.

Since 1982

**Order Toll Free** *ComputAbility* **Order Toll Free**  
**800-558-0003** *Consumer Electronics* **800-558-0003**

STR 11-90

**Seagate SUPER SALE**

ST-125N-1 20 MEG-28ms \$245	ST-225N 20 MEG \$255
ST-138N-1 30 MEG-28ms \$269	ST-277N-1 60 MEG-28ms \$309
ST-157N-1 40 MEG-28ms \$299	ST-296N 80 MEG \$345
ST-177N 60 MEG \$349	ST-1096N 80 MEG-24ms \$389

**FAST HARD DRIVE KIT Fall Special!**

**SINGLE 3.5" DRIVES**

ST-138N-1 30 MEG-28ms .....	579 DEL*
ST-157N-1 40 MEG-28ms .....	599 DEL*
ST-177N 60 MEG .....	689 DEL*

FEATURES: Built in time clock with battery backup • Low-noise fan for efficient cooling • Under-monitor design requires no additional desk space provides a monitor stand for ST computers • Adjustable legs adjust the monitor & provide cable clearance • Allows blocking directly from the hard drive • Handler provides error checking on the DMA bus ALL HARD DRIVES ARE SEAGATE SCSI.

**JOYSTICKS/MICE**

Epyx 500 XJ.....	10	Wico 3 Way .....	22
Gravis Joystick.....	34	Wico Ergo Stick.....	18
Gravis MouseStik.....	65	Cordless Mouse .....	89
Wico Bat Handle .....	17		

**GOLDENIMAGE®**

**Opto-Mechanical**

**Mouse**

**\$39**

**Fully Optical**

**Mouse**

**\$59**

LOWER PRICE

**Master 3S**

**\$129 DEL**

\*FREE DELIVERY

In the contiguous 48 states

**Quantum Pro Drives**

40 Meg SCSI .....	339
80 Meg SCSI .....	549
105 Meg SCSI .....	599
170 Meg SCSI .....	899

**Master 3S-D**

NEW

W/ LED Track

Read-Out

**\$159 DEL\***

\* FREE DELIVERY

In the contiguous 48 states

**ATARI EXTRAS**

PC SPEED (Amer) .....	\$329*	DVT Hd Dr Tp Bk-up.....	\$149
SPECTRE GCR .....	\$229*	VidI St .....	\$149
IMG Scanner .....	\$59	ST Time .....	\$43
GI Hand Scanner .....	\$349*	Z RAM .....	\$119
Migraph Hd Scan .....	\$359	Fast Fax .....	\$659
Discovery Cart .....	\$129	Omniswitch .....	\$77
Comp Eyes Ctr 250 .....	\$179	Turbo 16 accel bd.....	\$269*
Drive Master .....	35	Super Charger .....	\$439*
Monitor Master .....	35	Video Key .....	65
Mouse Master .....	35	3.5" FDD Clean Kit .....	6
Mouse House .....	5	6 W Surge Protect .....	14
Tweety Board .....	5		

\* FREE DELIVERY

IN THE CONTIGIOUS 48 STATES



**AUTHORIZED**

**DEALER**

1040 STE

520 ST

Mega File 30/60



SM 124 Monitor

SC 1224 Monitor

STACY

**ATARI ST PRODUCTIVITY SOFTWARE**

1st Word-Plus .....	82.95	Human Design Disk .....	10.95	Fingers .....	49.95	HotKey + .....	53.95	Navigator, The .....	30.95	Scan Art .....	30.95
3D Developer's Disk .....	10.95	Microbot Design Disk .....	10.95	Flash 1.0 .....	19.95	Hyper Font .....	32.95	Nook Desk 2.0 .....	27.95	Scan Pix Illustrations .....	23.95
3D Font Package 1 or 2 .....	17.95	Video Tiling Design Disk .....	14.95	IB Copy .....	21.95	O Spools .....	21.95	O Spools .....	30.95	Scan Pix Pets & Animals .....	23.95
3D Pictor & Printer Driver .....	17.95	Other Texture .....	23.95	IB Disk Utility .....	21.95	OverFree .....	21.95	Scan Pix Religions & Hist. .....	23.95	Script .....	48.95
3D Pool .....	22.95	Cyber VCR .....	43.95	IB Hard Disk Back Up .....	21.95	Page Strum-pub pt. pro .....	122.95	Spectrum 512 .....	43.95	ST Control .....	48.95
AB-Zoo .....	18.95	D.C. Utilities .....	19.95	InterLink .....	24.95	Fontz 1-13 or A etc. .....	25.95	Spectrum II .....	99.95	Super Charged EZ Draw .....	92.95
Adv. of Sinbad .....	29.95	D.E. Utilities .....	24.95	Juggler 2.0 .....	32.95	PC Dillo .....	64.95	Spectrum 512 .....	43.95	Superbase Personal .....	48.95
Aztec Tables .....	28.95	Delanage .....	17.95	Keyboard C .....	22.95	PHAGAR .....	54.95	ST Control .....	48.95	Superbase Personal 2 .....	37.95
All About America .....	33.95	Delanage II .....	17.95	Keyboard Contr. Seq. 1.7 .....	148.95	PHAGAR .....	54.95	ST Control .....	48.95	Superbase Pro 3.0 .....	186.95
Animal Kingdom .....	23.95	DB Man w/compil. .....	167.90	Keyboard Contr. Seq. LxI II .....	199.95	PHASE 4 .....	CALL	Thunder .....	25.95	Thunder .....	25.95
Armed Nights .....	28.95	DD Desktop .....	24.95	Key .....	48.95	PrinterMaster Plus .....	24.95	Touch Up .....	122.95	Tuneworth .....	53.95
Assault Maker Plus .....	23.95	DD Desktop .....	24.95	Key .....	48.95	Art Gallery 1 + Bundle .....	24.95	Turbo BT .....	30.95	UltraScript BT-1 .....	144.95
Base Two .....	34.95	Dejae Elite .....	38.95	Kixname .....	24.95	Art Gallery 3 .....	19.95	Turbo BT .....	30.95	Uniscap .....	32.95
Calamus Outline .....	154.95	Diamond Back II w/compil. .....	37.95	LaSer C 2.0 .....	114.95	Art Gallery 5 .....	24.95	Turbo BT .....	30.95	Writing Plus .....	37.95
Calamus Outline Art .....	179.95	Dial Spec .....	23.95	LaSer Laser C .....	47.95	Art Gallery 5 .....	24.95	Turbo BT .....	30.95	WordArt 1.1 .....	87.95
Circuit Maker .....	63.95	Draft BT .....	114.95	LDW Power .....	92.95	Art Gallery 5 .....	24.95	Turbo BT .....	30.95	Word-Up 3.0 .....	64.95
Codehead Utilities 3.0 .....	18.95	Draw Art Pro .....	43.95	Maps and Legends .....	22.95	Art Gallery 5 .....	24.95	Turbo BT .....	30.95	WordWriter BT .....	48.95
CopyIt 2 .....	133.95	Dyna Cad .....	98.95	Mark Williams C .....	92.95	Art Gallery 5 .....	24.95	Turbo BT .....	30.95		
Cyber Control .....	38.95	Easy Draw .....	62.95	Mark Williams GHD .....	40.95	Art Gallery 5 .....	24.95	Turbo BT .....	30.95		
Cyber Paint or Sculpt .....	150.95	Easy Grade .....	30.95	Mark Williams Pro .....	32.95	Art Gallery 5 .....	24.95	Turbo BT .....	30.95		
Cyber Studio, The .....	48.95	EasyScan + .....	89.95	Math Wizard .....	92.95	Art Gallery 5 .....	24.95	Turbo BT .....	30.95		
Arch or Cartoon/Disk .....	18.95	Easy Tool .....	30.95	Math Wizard .....	92.95	Art Gallery 5 .....	24.95	Turbo BT .....	30.95		
Forum Desktop Disk .....	19.95	Erft Track II .....	82.95	Merle Beacon Typing .....	31.95	Art Gallery 5 .....	24.95	Turbo BT .....	30.95		
				Mid File .....	22.95	Art Gallery 5 .....	24.95	Turbo BT .....	30.95		
				Music Plastic 88 .....	38.95	Art Gallery 5 .....	24.95	Turbo BT .....	30.95		

Order Toll Free **Since 1982** **Computer Ability** Order Toll Free  
**800-558-0003** **Consumer Electronics** **800-558-0003**

**SPECIAL PRINTERS SALE**

**Panasonic**

KX-P 1180 .....\$165  
 KX-P 1124 .....\$285  
 KX-P 1624 .....\$349

**star**  
**1000 SERIES**  
 NX 1000 Series 2 ...\$145  
 NX 1000 Rainbow .\$.189  
 Star NX 2410 .....\$259

**CITIZEN**

120D .....\$139  
 180D .....\$159  
 200GX .....\$169  
 GSX 140 .....\$289

Color Kit for 200GX - \$49

**brother**

M-1809 .....\$339  
 M-1824L .....\$449  
 M-1909 .....\$439  
 M-1924L .....\$569  
 HL-8e Laser.....\$1299

**OKIDATA**  
an OKI America Corp. product

380 .....\$299  
 320 .....\$339  
 390 .....\$469  
 391 .....\$639  
 393 .....\$1019

**SupraDrive HARD DRIVES**  
Hard Disk System

**!! NEW LOWER PRICES !!**

**40 MB | 80 MB | 105 MB**  
**\$529 DEL\* | \$759 DEL\* | \$829 DEL\***

\* **FREE DELIVERY** in the Contiguous 48 States

**SupraModem™ PACKAGE**

PACKAGE INCLUDES:

- SUPRA 2400 EXT.
- Flash V1.6 Software
- ST Modem Cable

**\$135\***

\* **FREE DELIVERY** in the contiguous 48 states

**ATARI ST RECREATION & EDUCATIONAL SOFTWARE**

Alcon ..... 14.95	Demodoc ..... 28.95	Gold Fish ..... 24.95	Lakers Bull Larry ..... 24.95	Police Quest ..... 30.95	Smart Track Hacer ..... 25.95
Ahmed Beart ..... 31.95	Dark Castle ..... 28.95	Gary ..... 24.95	Lakers Bull Larry 2 ..... 27.95	Police Quest 2 ..... 37.95	Smart Track On ..... 25.95
Ancient Battle ..... 34.95	Dark Century ..... 28.95	Garnish ..... 35.95	Lakers Bull Larry 3 ..... 37.95	Pool of Riddance ..... 31.95	Superman ..... 24.95
Aquarium ..... 25.95	Day of the Viper ..... 30.95	Hard Drive - Euro ..... 27.95	Life & Death ..... 31.95	Populous ..... 32.95	T.V. Sports Football ..... 32.95
Aquatic Fever Action Pack ..... 31.95	Days of Thunder ..... 31.95	Hardy Davidson ..... 31.95	Loom ..... 37.95	Pro Manger ..... 31.95	Temple 2 ..... 49.95
Archangel ..... 24.95	Deathbringer ..... 26.95	Harmony - Game ..... 31.95	Losers ..... 31.95	PowerQuest ..... 37.95	Trial Drive II ..... 27.95
Arkanoid II ..... 19.95	Deja Vu ..... 30.95	Hartel Combat Simulator ..... 30.95	M-4 Sherman Tank ..... 25.95	Produs Meta-Euro ..... 34.95	Euro or Call Dicks ..... 15.95
Arcade 2525 ..... 31.95	Deja Vu II: Las Vegas ..... 30.95	Heat Wave ..... 30.95	Magic Fly ..... 25.95	Pro Tennis Tour ..... 25.95	Muscle or Supaman ..... 15.95
Aurafitz - European ..... 34.95	Deluxe Paint ..... 63.95	Hero's of the Lance ..... 25.95	Manchester New York ..... 30.95	Prophecy ..... 25.95	Tetris ..... 21.95
B.A.T. ..... 24.95	Dungeons Master ..... 23.95	Hero's Quest ..... 37.95	Manchester San Fran ..... 32.95	Puffy's Rage ..... 25.95	The Final Hour ..... 37.95
Back to the Future II ..... 31.95	Double Dragon II ..... 24.95	Hitler ..... 31.95	Maniac Mansion ..... 28.95	OK ..... 19.95	Third Courier ..... 30.95
Bad Dudes ..... 24.95	Dragon ..... 24.95	Horage ..... 28.95	Matrix Mutazurs ..... 21.95	Ramen II ..... 19.95	Thar ..... 28.95
Balance of Power 1990 ..... 31.95	Dragon Force ..... 31.95	Hound of Shadow ..... 25.95	Micro League Baseball II ..... 37.95	Rampage ..... 30.95	Treasure Trip ..... 21.95
Batman ..... 24.95	Dragon Lord ..... 31.95	Hoyle Book of Games ..... 21.95	1000 Baseball Disk ..... 14.95	Ranar ..... 24.95	Tipsy Pak ..... 34.95
Batman the Movie - Euro ..... 27.95	Dragons Lair II ..... 42.95	How to Read October ..... 31.95	Monopoly ..... 24.95	Raid Universe ..... 24.95	Turbo Out Run ..... 31.95
Battle Chess ..... 30.95	Dragons of Flame ..... 25.95	Immortal ..... 31.95	Myth ..... 31.95	Raid Lighting ..... 38.95	Ultima III ..... 24.95
Battle Commander ..... 31.95	Dragon Train ..... 38.95	Imparish ..... 25.95	Netherworld ..... 22.95	Raid Storm Raging ..... 29.95	Ultima IV ..... 38.95
Battlewinds 1842 ..... 31.95	Dungeons Master Part II ..... 24.95	Indiana Jones - Action ..... 25.95	Never Mind ..... 21.95	Reconition 101 ..... 31.95	Universe II ..... 30.95
Battlewch ..... 19.95	Dungeonsmaster ..... 24.95			Rik ..... 24.95	Universe III ..... 31.95
Barbarian II ..... 24.95	Elimator ..... 21.95			Rocket Ranger ..... 31.95	Unsubtable ..... 25.95
Berlin 1945 ..... 24.95	Ella - European ..... 44.95			RIF Honda ..... 24.95	Vigilante ..... 30.95
Billy the Kid ..... 24.95	Empire ..... 31.95			Romble ..... 24.95	War in the Middle East ..... 30.95
Black Gold ..... 24.95	Escape - King's Castle ..... 42.95			Road ..... 24.95	Warlock ..... 23.95
Black Out ..... 25.95	Exotic ..... 22.95			Shadow of the Beast ..... 30.95	Waterloo ..... 37.95
Blood Money ..... 24.95	Eye of Horus ..... 24.95			Shadow Warrior ..... 24.95	Wegra Gravitly ..... 30.95
Blood Relations ..... 24.95	F-15 Strike Eagle ..... 34.95			Shark Attack ..... 25.95	Wings ..... 25.95
Blood Wyls-Euro ..... 34.95	F-16 Combat Pilot ..... 32.95			Shinobi ..... 31.95	Wizards ..... 24.95
Blue Angel ..... 28.95	F-19 Stealth Fighter ..... 37.95			Shinobi Service ..... 14.95	Wild Snooker, Pool, 8Ball, 17.95
Brain Baster ..... 25.95	F-19 Stealth Fighter ..... 31.95			Shinobi ..... 24.95	Yagack's Air Fight 2.0 ..... 25.95
Breach II ..... 30.95	Falcon ..... 29.95			State or Die ..... 25.95	Zeak's Madman ..... 29.95
Bride of the Robot ..... 27.95	Federation ..... 31.95			Sorcerian ..... 30.95	
Bridge 5.0 ..... 21.95	Fleethigh Freddy ..... 30.95			Space Ace ..... 38.95	
Bubble Bobble ..... 18.95	Fighter Bomber-Euro ..... 30.95			Space Quest 1 or 2 ..... 30.95	
Bubble Bobble ..... 18.95	Fight Forgive ..... 31.95			Space Quest 3 ..... 37.95	
Carte Rouge - Columbus ..... 42.95	Fit-Bigade ..... 31.95			Spherical ..... 24.95	
Castle ..... 24.95	Flintstone ..... 22.95			Spirit of Excalibur ..... 30.95	
Chase ..... 24.95	Flash Dragon ..... 22.95			Star Fleet I ..... 24.95	
Chessmaster 2000 ..... 30.95	Flight Simulator II ..... 30.95			Star Flight ..... 31.95	
Chick ..... 25.95	Flintstone ..... 22.95			Star Wars ..... 24.95	
Codename Isman ..... 37.95	Foals Ermaid ..... 31.95			Star Wars ..... 24.95	
Colon's Bopcat ..... 24.95	Future Wars - Euro ..... 30.95			Star Wars ..... 24.95	
Codename Chase ..... 24.95	Guardrail II ..... 32.95			Star Wars ..... 24.95	
Combat Course ..... 24.95	Ghostbusters II ..... 34.95			Star Wars ..... 24.95	
Conquest of Camelot ..... 37.95	Ghosts and Ghosts-Euro ..... 27.95			Star Wars ..... 24.95	
Cyber: The ..... 30.95	Ghosts ..... 30.95			Star Wars ..... 24.95	

**NEW RELEASES**

**The HOTTEST NEW Games!**

Dragons Lair ..... 38.95	Life & Death ..... 31.95
Eng. Plane/Robot Men 28.95	Milsterator ..... 24.95
Flight of the Intruder ..... 37.95	Reliance of War ..... 37.95
Linear Squad ..... 24.95	Slm City ..... 38.95
	Tomcat Gun ..... 24.95
Indiana Jones-Graphic ..... 31.95	Trial Speed ..... 23.95
Iron Lord ..... 25.95	Night Hunter ..... 23.95
It Came From the Desert ..... 31.95	North and South ..... 24.95
Invaders ..... 25.95	NY Warriors (1 Meg) ..... 24.95
Jack Nicklaus Golf ..... 30.95	Odys ..... 20.95
Jeans Disk 1 or 2 ..... 15.95	Omiga ..... 32.95
Jeh ..... 30.95	Ovenstone Wins ..... 25.95
Japan Puzzle Mania ..... 19.95	Operation Counterstrike ..... 14.95
John of Arc ..... 28.95	Operation Wolf ..... 19.95
Keith Van Erven's Soccer ..... 21.95	Outrun ..... 25.95
Killing Game Field ..... 34.95	Paladin ..... 24.95
King's Quest 1, 2 or 3 ..... 30.95	Paper Boy ..... 24.95
King's Quest 4 ..... 37.95	Pipe Dreams ..... 22.95
Planet ..... 25.95	Playground ..... 24.95
Knight Force ..... 28.95	Piston ..... 31.95
Kidnap, The ..... 31.95	


**NO CREDIT CARD SURCHARGE**

INFORMATION


(414) 357-8181 FAX (414) 357-7814  
 P.O. Box 17882 Milwaukee, WI 53217

NOTES: SHIPMENTS: Prices apply to you. Not for delivery and install's charge or on-site work. Personal and corporate checks only 14 business days to clear. Most PD's require 30 days. C.O.D. charges are \$4.00. In standard USA include \$4.00 for software orders. 9% shipping for hardware orders \$9.00. Master Card and Visa please include valid E. expiration date and expiration. All creditline plans include 9% sales tax. IL, AZ, PA, NY, Texas Plus and Ontario orders add 9% shipping, including order add 10% shipping. All other states add 6% shipping. All orders shipped outside the Continental USA are shipped first class insured 100 lbs. If foreign shipping charges exceed the minimum amount, you will be charged the additional amount to get your package to your country and delivery. All goods are new and include factory warranty. Due to our prices of all sales are final. All products are subject to change without notice. Prices and availability subject to change without notice. No returns will be accepted.

# LIGHTS, CAMERA



# ST!



*Almost everyone has a VCR and with low-priced camcorders now making their way into the market, home videos are easier than ever to make. Let Wilton Vargas show you how to produce quality videos just like the pros.*

Desktop  
Video  
On The  
ST Is  
Easy  
And  
Affordable

Computer-generated imagery is a staple of almost every commercial television broadcast. Consider the NBA's surrealistic shot of a basketball flying through the hoop, shown from a vantage point that mimics an impossible camera position poised inches above the flying ball; or the ubiquitous 3D, high-tech, station-identification logos that spin wildly into view. Even a garden-variety title scrawl at the end of a TV show requires sophisticated hardware and software to create the letters and then marry them to a video image.

Until recently, computer-generated video has been exorbitantly expensive; to make a simple 3D logo, a video house would bid at least \$1,000 per second. For something as complex as the NBA promo, prices could easily escalate into the hundreds of thousands of dollars. But just as desktop publishing brought professional-quality hard copy into the hands of ordinary folks, a similar revolution is underway in the world of video. Desktop video is here and the ST can be employed as the heart of a powerful electronic graphics system to create breathtaking imagery similar to that seen on television.

Desktop video is a broad term encompassing a variety of applications, but includes essentially anything that can come out of a microcomputer and be recorded to videotape. Familiar examples include video-titling systems; video paintboxes that make charts, slides and illustrations; and animation workstations that are used to create 3D logos, simulations or just about anything you can imagine.

Titling is the simplest and most widely used DTV application and draws on the computer's graphics power to generate letters using different colors, fonts and designs and then record them to videotape or superimpose them over a live video signal. ▶

BY WILTON A. VARGAS P.  
ADDITIONAL MATERIAL BY  
MICHAEL PERRY

A paintbox system is used to create drawings, charts and illustrations and to modify pictures brought to the computer via a digitizer or frame grabber. Paintbox systems are similar to drawing programs in many respects, but are typically more powerful and capable of outputting to video.

### DTV Animation

Animation is the most exciting DTV application, available until recently only for large sums of cash. Computer animation refers to any computer graphic that moves and can include titles that crash out of the screen, simple animations, or entire worlds that never existed anywhere but inside the computer.

Three terms are generally used to describe computer animation, each more complex than the previous: 2D, 2-1/2 D and the full-blooded, 3D animation. All are available on the ST.

Two-dimensional animation has no perspective or depth. The game Breakout is a good example; all the action is "flat," taking place on a single plane.

The next level up, 2-1/2D, incorporates multiple planes of 2D animation, creating some basic depth relationships. Each level is still flat, but it's obvious that some planes are in front of others. Most television cartoons use 2-1/2 D animation (usually rendered by hand, although the 2-1/2 D layering concept is the same.)

Three-dimensional animation, the Holy Grail of computer-generated imagery, portrays moving 3D objects with perspective, depth and shading. The NBA promo is one example, but 3D animation is used to generate everything from flying spaceships to network logos.

All of these types of DTV tools are available to anyone with a VCR and an ST. Your budget and desired use determine what an optimal setup

## HOW TO USE YOUR ST AS A VIDEO TITLING SYSTEM


For the purposes of this tutorial, we will use Cyber Paint from Antic Software. Since most drawing programs include some of the features we will use in Cyber Paint, you can adapt this tutorial to the program of your choice.

If you own a Genlock, then you have the ability to superimpose the text over video, just like TV newscasts, where they put the name of the person over their image.

First, go to the Palette menu and set the background color to black (000) so that the video shows through. If you don't own a Genlock, you can still create nice title pages for your video productions, although they cannot be superimposed over video.

Next, enter the Fonts menu, click on Custom and then select a font from the FONTS folder on your Cyber Paint Data Disk. (Note: Since Cyber Paint uses GDOS fonts, there is a wide variety of public-domain and commercial fonts available from which to choose.)

After you choose your font, select a style from the different effects available in the Fonts menu (i.e., italics, bold, etc.). If you're creating headline text, use italics to enhance it. Finally, search for the place on the tape where you want to record (or insert) the title page or letters; put the VCR in the record/pause mode. If you're opening your video production with the title page, it is nice to use a fade-in-from-black or an ADO effect, since appearing from nowhere is not a good approach to present a video production.



might be. For casual use, a title generator for home videos may be sufficient, whereas a company that wishes to incorporate attention-grabbing graphics into video presentations may wish to dive head first into a top-notch, 3D, video-animation system.

### First, The Hardware

A note about hardware is essential. First, graphics are memory hogs. One color image can take up as much disk space as a 200-page document in a word processor. If animation is incorporated, 30 of those images are required *each*



second and even though most animation programs use compression schemes to minimize file size, it's easy to see how the megabytes disappear. A hard drive and at least 1MB of RAM are essential for heavyweight applications and make simpler programs work faster.

Second, if it's to be desktop video there must be a way to record the finished product onto videotape. Even though the ST's monitor looks an awful lot like a television, it's not. Television is broadcast using a 50-year-old system called NTSC (National Television Standards Committee, disparagingly referred to by engineers as "Never Twice Same Color") that crams all the sound and imagery of broadcast television into one radio signal, which is in turn decoded by home televisions. The ST, and most computers, use completely different schemes to drive their monitors, usually an RGB (Red-Green-Blue) setup which has different signals for each color and a fourth for sound. What is needed to cross the bridge is something that translates the monitor's image into a "composite" signal that VCRs and televisions can use.

Two solutions are available. 520STFMs include a video encoder. Late-model 1040STs can use the Monitor Master from Practical Solutions to generate a video signal. For other STs, a slightly more expensive encoder is required. A popular choice is Video Key, also from Practical Solutions, which provides a stable, clean video signal. A word of warning: steer clear of "composite cables" — they'll provide a signal, but only in black and white.

Next, your VCR must have an RCA video-in jack, which looks similar to a connector on a stereo. Most VCRs sold today do, but older models have only a multipin camera cable. If yours has no video-in, check with your video store to purchase an adapter.

Any of these options will let you record images from the ST. However, if you want to combine computer graphics with an outside video source, such as placing titles on-screen over action or incorporating a computer-generated picture as a backdrop for live actors, you need what is known as a genlock. A

Titles 2.0 from Paul Deziel (reviewed this issue).

Powerful animation programs, like Antic's Cyber Paint, are available that let you create alternate worlds, make drawings fly, spin, rotate or whatever your imagination cooks up. Whether it's a spaceship or a company logo, chances are that a respectable job

## **The ST can be employed as the heart of a powerful electronic graphics system to create breathtaking imagery similar to that seen on television.**

genlock can be simply described as a device that marries the computer-generated graphics with a live-action video signal to produce an image that incorporates both, in a form that can be recorded to tape. Currently, the only unit available is the JRI Genlock System for the Mega, which is an internal unit. An external genlock for the new STE (which has RCA video jacks) will be available soon.

### **Then The Software**

As an ST user, you may already own software that falls under the DTV umbrella. Three popular and sophisticated drawing programs provide a variety of tools to render geometric shapes, fills and text, all of which, with the right hardware, can be recorded to tape. DEGAS Elite (Electronic Arts — discontinued), NEOchrome (Atari Corp.) and Spectrum 512 (Antic Software) are useful for preparing still pictures, designs and charts. Their text capabilities let them double as character generators for video. Recently, two programs have been released that were specifically designed for character generation: Videotext from Water Fountain Software (reviewed in the July 1990 issue of START) and TV

can be done on the ST, using Cyber Paint.

(Please see the sidebar entitled "Desktop Video Buyer's Guide" for more information on the availability of graphics and animation programs for the ST.)

### **System Add-Ons**

As mentioned, the only genlock available at this time is the JRI Genlock System for the Mega (see the sidebar "The Missing Link"). However, it is very expensive (\$650) and may not be practical for the home user. Also mentioned earlier, a genlock for the STE is reportedly ready for release when the machines start selling. Plus, JRI's SIMM memory upgrade for 520s, 1040s and Mega 2s provides the connections for an external genlock that will be available by the time you read this.

JRI's ST4096c Board increases your ST's palette from 512 to 4,096 colors. This enhancement follows the guidelines of future Atari hardware such as the STE and the TT and is compatible with all software. It includes a patch program that will let NEOchrome take advantage of the increased colors.

A *video digitizer* captures images from a video source such as a VCR or ▶

## THE START BOOKSHELF

### Handy References For The Budding Videographer

#### Books

**Digital Video In The PC Environment** by Arch C. Luther, \$27.95. McGraw-Hill Publishing Co., 1221 Avenue of the Americas, New York, NY 10020.

**Getting the Most Out of Your Video Gear** by Gerald V. Quinn, \$12.95. Tab Books Inc., Blue Ridge Summit, PA 17214.

**How to Make Money with Your Video Camera** by Rick Schmidt, \$8.95. NAL Penguin Inc., 1633 Broadway, New York, NY 10019.

**Today's Video: Equipment, Setup and Production** by Peter Utz, \$40 (hardcover). Prentice-Hall Inc., Englewood Cliffs, NJ 07632.

**Using Your Camcorder: Techniques for Creating Better Home Videos** by Mandy Matson, \$18.95. Watson-Guptil Publications, 1515 Broadway, New York, NY 10036.

**The Video Movie Maker's Handbook** by Frank Ledlie Moore, \$12.95. New American Library, 1633 Broadway, New York, NY 10019.

#### Magazines

**Video**, monthly, \$2.50 newsstand, \$15/one-year subscription. Reese Communications Inc., 460 W. 34th St., New York, NY 10001.

**Videography**, monthly, \$3 newsstand, \$25/one-year subscription. P.S.N. Publications, 2 Park Ave., Suite 1820, New York, NY 10016.

**Videomaker**, monthly, \$2.50 newsstand, \$29.80/one-year subscription. Videomaker Inc., 1166 East Lassen Ave., Chico, CA 95926.

#### Graphics Programs In START Magazine

Back issues of *START* are available from Antic Publishing for \$14.95 for magazine with disk or \$10.95 for disk only. To order, call toll-free, (800) 234-7001.

**ANI-ST** (November 1990): A shareware program that offers metamorphic (tweening), cel and color-cycling animation — a good first animation program.

**CAD-3D 1.0** (March 1990): Tom Hudson's original computer-aided design software. This powerful program lets you render 3D images with graceful ease.

**Creation** (Summer 1988): Another Tom Hudson original; creates random fractal landscapes and saves them as 3D objects for use in CAD-3D 2.0.

**Make It Move** (This Issue): MichTron's animation tools specially suited for desktop video applications.

**Pixel Pro** (Fall 1987): provides several graphic manipulation functions.

**RezRender** (November 1989): renders CAD-3D objects in your choice of several rendering techniques. Includes a tweening function.

**SEURAT** (March 1989): Full-featured paint program; saves images in DEGAS picture format.

a video camera and transfers them to your ST. The most popular is Digital Vision's ComputerEyes ST, which digitizes in 16 colors. When coupled with Trio Engineering's DigiSpec, the fun really begins since it will digitize in 512 colors.

A scanner transfers (scans) what you have on paper to the computer. A good, low-cost scanner is the IMG Scan from Seymour Radix. It installs on the printerhead. You then insert the material you want to scan into the printer and — presto! — your image is transferred to the computer. Desktop publishing aficionados already know how effective a scanner can be.

A frame grabber is a hardware device that captures frames of video. The only one available for the ST at this time is VIDI-ST from Rombo Productions (reviewed in *START*, May 1990). It captures frames at a rate of almost 30 frames-per-second in 16 colors. On a 1MB machine, you can store up to 50 frames.

Audio digitizers add digitized sounds to your animations. ST Replay from Michtron is one of the most popular for the ST. The Audio-Video Sequencer (*START*, November 1988) also works very well.

#### Putting it All Together

Given that owners of VCRs vastly outnumber owners of the ST (or any microcomputer, for that matter) the ability to record images on videotape turns an ST into a viable mass-communication tool. While output from the ST is not absolutely "broadcast-compatible," neither is anything generated on an IBM at the time of this writing. However, for corporate communications or home video, an ST equipped with the right combination of software and hardware can be used to communicate any idea the user imagines.

Of course, we haven't reached the end of the road in DTV products and applications for the ST, not by a ▶

# These Boots Are Made For Workin'!

*And that's just what they'll do..... Put START  
disks (with magazine) to work NOW!*

*Get 12 issues of START and 12 program-  
packed disks (averaging 6 commercial-  
quality programs per disk)*

**For just \$79.95!**



## Applications

The mover and shaker, the ST achiever, will discover an array of practical programs. From database to financial planners, this binary line-up boosts more than just a graphic.

## Amusement

Escape the hassle and frazzle of the work-a-day world with sizzling START games! Every issue includes at least one from the myriad of genres - RPGs, Shoot 'Em Ups, Arcade Adventures, even word puzzles - to tickle your imagination and untangle your nerves.

## Art

Musicians, artists and writers can explore a new medium through MIDI, CAD and word-processing programs - creative tools for uninhibited freedom of expression.

## And...

START magazine, of course, North America's number one guide to the Atari ST! Page after page of hot ink, START features software and hardware reviews and new product info, graphics, MIDI and games columns, application hints and tips, Atari news and more information you won't want to miss!

## Boot Me Up!

Send me 12 issues of  
START and 12 program-  
packed disks for  
just \$79.95!

- Bill Me I'm enclosing payment-  
 Check enclosed  Visa  
 MC  AMX

Credit Card # \_\_\_\_\_ Exp. Date \_\_\_\_\_

Signature \_\_\_\_\_

Name \_\_\_\_\_

Street \_\_\_\_\_

City \_\_\_\_\_

State \_\_\_\_\_

Zip \_\_\_\_\_

Please allow 6 - 8 weeks for delivery of first issue.  
California \$85.75 Canada \$97.95 Foreign Surface -  
\$104.95 Foreign airmail \$158.95 Foreign subscribers  
(not including Canada) must send full payment.  
Payment in U.S. funds only

A110

**START**  
#1 Guide To Atari ST

P.O. Box 535 Mt. Morris, IL 61054

longshot. As you read this, the STE is available at your local Atari dealer. Among its many enhancements, this upgraded ST offers a 4,096-color palette, an RCA video jack, and hooks for an external genlock. (*Editor's Note:* A review of the STE is scheduled for

the December 1990 issue of START.)

For the present, your ST offers you the power of professional-level video production without the prohibitive costs. Now you can add desktop video to the list of amazing things you can do with your ST. ■

*Wilton A. Vargas P. is president of Digital Magic, a computer and animation company based in San Juan, Puerto Rico, that uses Atari hardware and software for most of their work. He would like to thank Elik Diaz for his help in preparing this article.*

# THE MISSING LINK

## JRI's Genlock Explored

BY WILTON A. VARGAS P.

The JRI Genlock System lets you combine computer-generated images with an external video source such as a VCR or a video camera. In addition to being a genlocking device, it's also an encoder that lets you run your ST on any television. But what makes this board so special is that it accomplishes the genlocking process entirely through hardware. This means that all your software is automatically compatible with it. Furthermore, when genlocked to an external video signal, the board delivers a broadcast-quality RS170A NTSC signal for the first time on an ST.

There are several reasons why the built-in encoder included on STFMs cannot produce a high-quality video output, which eliminates its ability to

genlock. First, the ST's video bandwidth is higher than the standard NTSC's; it is not possible to synchronize those two signals. Second, the signals of built-in encoders found on STFMs and produced by hardware add-ons such as VideoKey do not adhere to NTSC standards, making it impossible to synchronize these signals with professional video equipment because none of them are "interlaced" (i.e., a way to increase video resolution by doubling the number of horizontal scan lines then rapidly displaying them alternately. NTSC-standard video is interlaced).

### Two Parts

The Genlock consists of two parts, the board itself and the remote-control unit. It also comes with an instruction manual and a disk that includes demos. Also on the disk is a DESKTOP.INF file that sets the Desktop colors in such a way that when genlocked to external video, the Desktop is shown over the moving image. The board, contrary to early reports, does not make use of the Mega's internal bus port. Instead, it fits into the socket of the video-shifter chip. Installing the board is very easy for an experienced hacker, but I recommend that the installation be done by your dealer, or

JRI will install it for you.

The Genlock adds five additional ports to your Mega: Composite Video In (RCA connector), Composite Video Out (RCA connector), Audio Out (RCA connector), RGB/Computer, RGB/Genlock (both RGB connectors are the standard Atari monitor connectors) and finally, Remote (DIN connector). Furthermore, the Genlock sports the following three adjustment knobs: horizontal position of the computer graphic, hue of the incoming video signal and lock. Lock is for adjusting the Genlock's synchronization signal with that of incoming video. The only time you may need to use it is when you try to genlock with a poor sync signal (such as the one from a poor-quality tape).

Internally, there are four additional adjustment knobs for burst, bright, chroma and contrast. This means you can adjust the Genlock (with the aid of a vectorscope) to provide the best possible signal.

### Monitor Ports

The port labelled RGB/Computer shows a graphic as it is transmitted from the computer and is independent of the remote-control unit. The second port, RGB/Genlock, lets you

*continued on page 40*

## AT A GLANCE

Product:	The JRI Genlock System
Company:	John Russell Innovations Inc. P.O. Box 5277 Pittsburgh, CA 94565 (415) 458-9577
Price:	\$650
Requirements:	Mega, television
Summary:	A must-have for anyone who's looking for professional-quality video output.

# ¿HABLA DESKTOP VIDEO?

## Common Video Terminology

COMPILED BY WILTON A. VARGAS P.

### **ADO (Ampex Digital Opticals):**

The trademark for a device used in TV stations and post-production houses to accomplish image transitions and special effects (page turns, mosaics, flips, rotations, size variations, etc.) with video.

**Aliasing:** A common display problem with computer graphics in which an image is displayed with jagged or stair-stepped edges (better known as jaggies) on diagonal lines, due to low pixel resolution.

**Anti-Aliasing:** A technique used to hide or smooth jagged edges in computer graphics by softening the transition between the foreground and background by interpolating intermediate shades of color between the two.

**Cel:** A single frame of an animation. The term originated in cartooning when the artist drew each image on a sheet of celluloid film.

### **Character Generator (or CG):**

A dedicated hardware device that creates text for use in video.

**Chroma:** The portion of a composite video signal providing color.

**Chroma Keying:** A widely used process in film and video production in which a subject is filmed or taped in front of a blue or green screen. When the film is processed, the blue (or green) area is eliminated, leaving only the subject. The film can then be combined with another background, creating a singular, composed image.

**Color 0:** The color that was previously specified to become transparent when the computer graphics are overlaid on a video signal via a genlock. Everywhere in the image that color 0 appeared is now replaced with the video signal.

**Composite Video:** A single

signal composed of chroma, luminance and a sync signal. It is currently the U.S. standard for television.

**Digitizer:** A hardware device that takes the analog video signal from a camera or VCR and converts it into digitally-defined pixels that a computer can display and modify.

**Encoder:** A hardware device that takes the individual components of an RGB signal and adds both horizontal and vertical sync signals to create a composite-video signal. The 520STFM and 1040STFM both come with a built-in encoder; 520S and 1040S that do not carry an M in the model name and Megas do not.

**Frame:** A complete video picture made up of 525 scan lines that are redrawn every 1/30 of a second in a standard NTSC broadcast.

**Genlock (generator locking):** A hardware device that extracts synchronization signals from incoming video and locks the computer's sync generator with that of the incoming video's source. The word is also used as a verb to describe the syncing of video equipment.

**Interlacing:** A method of increasing video resolution in which the number of horizontal scan lines are doubled then refreshed (rapidly displayed) alternately. NTSC-standard video is interlaced.

**Keyer:** A device (usually part of a genlock system) that overlays the computer's graphics on a video image.

**Luminance:** The brightness portion of a composite signal.

**NTSC System:** The National Television Standards Committee's television standard, used in the United States and Japan.

**Overscan:** A feature (of hardware and/or software) that lets a graphics

program use the entire video display area, creating a borderless image.

**Paint Box:** A specialized hardware system that lets you use a mouse or drawing tablet to create images for video or print.

**Resolution:** The number of pixels that can be displayed horizontally and vertically on a video screen.

**RGB (Red-Green-Blue):** A computer's method of displaying colors as three separate signals instead of the combined signals found in composite video.

**RS-170A:** A video industry standard to insure proper synchronization and levels of video signals and components.

**Tweening:** Drawing the cels between the key frames of an animation sequence. Some programs use interpolation to do this automatically.

**Switcher:** A device through which multiple video signals are sent, manipulated and assigned.

**Sync Generator:** A device that generates various types of video-synchronization signals, which are used to genlock (sync) video equipment together.

**Sync Signal:** The portion of a composite video signal that coordinates the transmitter's signal with the receiver's display.

**VTR (Video Tape Recorder):** The professional counterpart of a consumer VCR.

**Y/C:** Used to describe the separation of luminance and sync from chroma. In the near future, this method may replace composite video. This is the same technique used to achieve a slightly better and cleaner picture in ED-BETA and Super VHS (S-VHS).



Too Many Titles To List -  
Call Call Call !!!

# MICROTYPE

Don't See What You Need?  
Call Call Call !!!

1190

## Computer Inventory Clearance

Save Even More!!!

Buy 3 and deduct \$3.00 from your order.

Buy 5 and deduct \$6.00 from your order.

Buy 10 and deduct \$10.00 from your order PLUS FREE shipping on your FREE software order.

You must mention this Ad #

\* MicroType is #1 \*

### Publishing

Calamus	174
Calamus Front Editor	174
Calamus Outline Art	164
Foot Sheet 2.0	160
PageSheet 1.9	119
Page Stream Forms Disk	23
(Disk #1 - 18 and A-C)	
Publication	70
• Design Ideas	26
• Education Graphics	24
• For People, Places Things	24
• Symbols & Stickers	24
UltraSheet ST	159
UltraSheet ST (Dot Matrix)	159
• Font Pack (P235)	120

### Utilities

Codified Utilities	10
D.A.S.H.	25
DC Desktop	23
DC Utilities	10
Diamond Back	26
Diamond Cache	17
Q + Plus	21
Go 22	
Good Backup System	17
Hard Disk Accelerator	20
Hard Disk Backup	23
Hard Drive Turbo Kit	34
Juggler (New version)	20
Mauro Mouse	25
Mirror Image	18
Mail Desk	21
NeoDesk 2	29
Overfiles	23
ProCopy	24
Quick ST II	11
11	
Tracker ST (Mail List, Etc.)	45
Turbo Jet	31
Turbo ST	31
Universal Form Selector 2	13
Utilities Plus	39
Virus Killer	26

### Word Processing

First Word Plus	74
Honors Write	50
Tempus 2	49
Word Perfect 4.1	130
Word Up 3.0	59
Word Writer ST	49

### Multi Game Packs

Action ST	36
(Major Massacre, Cybermind, Artura, Techno, Cal, Deflection)	
American Dreams	29
(Super Ski, Hopalong Operation, Haphazard, Bubble Ghost)	
Commandos	26
(Invaded, Action Service, Warlocks Quest, Stealth)	
Giants 2 - Magnum 4	41
(Out Fun, Gauntlet 2, 1943 Battle Of Midway, Street Fighters)	
Hits Disk Vol. 1	27
(Lupter Probe, Gold Runner, Slaysan, Karate Kid 2)	
Hits Disk Vol. 2	27
(Tie Blast, Leather Neck, Major Alliance, Tarpiswood)	
Mega Pack Vol. 1	26
(Seconds Out, Formula 1 Grand Prix, Mega Pack Quest, Market)	
Mega Pack Vol. 2	23
(Liberation, Timeblast, Midway Battles, Knicker Bockers, Frost Flye)	
Mega Pack [Tune Soft]	32
(Formula 1 Circus Games, Summer Olympiad, Man From the Council, 801 Hyper Action)	
(Raiders, Roadside, Star Ray, Hell Bent, Story So Far Vol. 1)	22
(Star Wars, Story Ray, Ice Palace, Battleships)	
Story So Far Vol. 2	22
(Thunder Cab, Bonjazz, Live and Let Die, Space Harrier)	
Triad Vol. 1	26
(Champion, Defender of the Crown, Barbarian)	
Triad Vol. 2	27
(Warzone, Fists, Ball)	
Triad Vol. 3	27
(Speedball, Blood Money, Rocket Range)	

### Games

221 Baker St. Case Lib 1	Knicker Bockers	9.95	Time Blast	10.95		
and 2	L. E. D. Storm	9.95	Seconds Out	12.95		
ALT	15.95	Monocore	20.95	Space Station Oblivion		
Amazon	19.95	2nd City Data Disk	9.95	Fort Factory	17.95	
Ballyhoop	22.95	Mind Shadow	9.95	Trail Blazer	25.95	
Bank Talk	14.95	Nine Wheel	9.95	Transputer	19.95	
Beach Scenario	12.95	Mouse Trap	9.95	Wargame Construction Set		
Birkenlow	19.95	Mud Pies	8.95	12.95	G.A. Companion	27.95
Brokers	19.95	Star Wars	12.95	Xenon	2.95	
Competition	17.95	Nemona Quest 1&2	15.95	Zoro Gravity	19.95	
Crash Garrett	19.95	Pawns	25.95			
Delta Patrol	10.95	Q-Ball	16.95			
Diamond Miles	5.95	Quik	8.95	America Cooke	6.95	
Domers Winter	21.95	Road War 2000	12.95	Architecture 1	9.95	
Dragon Zone	19.95	Road War Europa	12.95	Art Library 2	5.95	
Duak	9.95	Shuttle II	19.95	Art Pack 1	18.95	
Down Alley	9.95	Spot Breaker	27.95	Back Pack	18.95	
Farehail 451	27.95	Spideman	4.95	Calibrity Chets	7.95	
Fish	11.95	Star Quake	16.95	Draw Art	36.95	
Frost Bite	12.95	Star Wars (Classic)	10.95	Digi-Drum	4.95	
Home Casino Poker	14.95	Techno Cop	12.95	Easy Record	25.95	

### Misc.

Hippo C	10.95	Ragdoll Word 2	36.95
Hippo Concept	34.95	ST Key	2.95
Hippo Fonts	9.95	ST Mouse Book	49.95
Hippo Word	14.95	ST One Write	20.95
K-Cube	6.95	Time Link	27.95
K-Rogot	38.95	Typeprinter	19.95
Make It Move	38.95	World of White Board	
Mega Font	36.95	Champsque, Great	
M-Term	27.95	Vintage Years	as .85

### Scanners

CANON Flat-Bed	1660
CANON Sheet-Feed	1059
IBM Scan	59
MICROFIL Hand Scanner	420

### Floppy Drives

ATARI SF314	188
Alternative	125
INDUS STS-100	179
INDUS STS-100a	168
Master (with Tech-1)	

### Modems

Supra 2400	115
Supra 2400 Plus	95
(AMP Error correction provides blazing speed)	
Zoom 2400	124

### Joysticks

Competition Pro 5000	18
EPYX 500JK	17
Gravis MouseStick	95
Gravis MouseStick	19
Star-Cursor	39
WICO Bat Handle	18
WICO Ergonick	18

### Hard Drives

ATARI	Low
MEGAFILE 30	Low
ICD	830
FS AT 42	1249
FS AT 102	1249
FS AT Tape Backup	CALL
Tape Cartridges	35

### Printers

ST-World	6
ST Action w/Disk	6
ST User w/Disk	6
Garner Machine ST/Amiga	6

### Atari Hardware

520ST	CALL
1040ST	CALL
1040ST	CALL
LYNX (In Stock Now)	CALL
Mega 1	CALL
Mega 4	CALL
STACY 1	CALL
STACY 2	CALL
STACY 4	CALL
TT 0302	CALL
PortPack	CALL
32K RAM Card	CALL
64K RAM Card	CALL
128K RAM Card	CALL
AC Adapter	CALL
PC Card Drive	CALL
Parallel Interface	CALL
Serial Interface	CALL

### Misc. Hardware

Color Computer Eyes	178
Dive Master	32
Dust Covers	
ATARI 520ST	9
ATARI 1040ST	10
ATARI SC124	14
PANASONIC 1091	10
STAR NX-10	10
STAR NX-15	10
STAR NX-1000	9
DVT-VCR Backup	209
MDI CABLES	
5'H D	as 5
10'H D	as 9
15'H D	as 13
20'H D	as 16
25'H D	as 19
Monitor Master	33
Mouse Master	29
Mouse Mat	7
OnniSwitch	79
Printer Stand	9
Replay 4	66
Supercharger	CALL
Spooms OCR	218
128K Ram	129
31 Mouse	49
Gravis Mouse	49
Gravis Mouse	84
Thinly Board	34
Videkeyer	59

### from the Desk of the Owner:

MICROTYPE newly always has a supply of used Atari Hardware for sale. As one of the nation's largest full service Atari dealers, many people take advantage of our generous trade-in program. If you or your friends are looking to get into the exciting Atari world, but are short on cash, check with us and save!

Yes, we have the 1040STE in stock! Call for price and availability. If you've been wanting to upgrade, this is your chance. MicroType tries to have the latest and greatest software for the Atari ST at the great price. We don't have a store, even in a two page ad, to list everything in stock. If you don't see what you're looking for, call us!

THE BEST IS NOW BIGGER  
TO SERVE YOU BETTER

### Printer Accessories

ATARI	
SLM 804-Toner	57
SLM 804-Drum	164
OLYMPIA	
HP-3080 Black	5
HP-3080 Color	6
HP-1124	CALL
KP-PI624	CALL
KP-PA420 (Laser)	CALL
STAR	
RIX-1000 Multifont 2	CALL
RIX-1000 Rainbow	CALL
PANASONIC	
108091-118091 Black	10
118091-118091 Color	10
1124 Color	CALL
4450 Drum	149
4450-Toner	42
STAR	
RIX-1000 Black	6
RIX-1000 Rainbow	6

### Disks

(No Generic JARs)	3.5"	
BASF SDD	10	
BASF DSDD	12	
BASF HD	29	
CENTECH DSDD	(Color)	14
MAXWELL DS-DD	(Color)	15
SONY DSDD	13	
SONY DSDD Bulk	10	
10 Pack	10	
BASF SDD	5.25"	9
FUJI HD	10	
GOLUSTAR DSDD	4	
MAGNETIC DSDD	(Color)	15
MAXELL DS-DD	10	
POLAROID DSDD	6	
SONY HD	16	
VERBATIM HD	16	

### MS-DOS needs outgrown emulators?

MicroType has a full line of custom built PC compatible computers. MicroType's custom MS-DOS line of PCs can meet the challenges of your growing business. Call for pricing today.

- One year parts and labor Warranty
- Custom quality built for you
- Low cost quality assures satisfaction

CALL TODAY AND SAVE

For a software list send a S.A.S.E., or ask your operator to include one with your order. ST Public Domain list also available!

HOURS: M-F 9 a.m.-9 p.m. EST  
SAT 9 a.m.-5 p.m.

ALL 50 STATES CALL TOLL FREE  
**1-800-255-5835**

For Order Status or  
Tech. Info. Call (513) 294-6236

\* NEVER A CHARGE FOR CREDIT CARD ORDERS \*

see the combined signals of the computer and the external video. In real-time situations, such as on-line video tiling, you can use the Computer port as a preview monitor prior to sending the signal out for broadcast.

The wired remote control contains three switches and a fader knob. The switches control several features: Genlock ON/OFF, Mode Color/Mono (it supports monochrome, though no genlocking is possible and you'll not see the ST's high resolution mode in a normal TV or monitor) and Keying On/Off. The fader is used to perform fast or slow fades. If the Keying switch is off, you'll fade from video to computer; if on, your graphics will lay over the video image.

When genlocking, keep in mind that the input signal must be of high quality in order to obtain the best results. A poor-quality signal forces the video to shake, because the Genlock cannot sync correctly to the incoming signal. Transitions using the fader are smooth and keying is clean. By planning your animations with the capabilities of the Genlock, you can create great special effects.

### Perfect For Professionals

JRI's Genlock is perfect for professional video producers, because they can record on high-quality Betacam, 3/4- and 1-inch videotape recorders, for results as close to the original as possible. Plain old VHS just can't do justice to computer graphics.

But for those mere mortals who can only afford a Super VHS (S-VHS) video cassette, JRI will have ready, by the time you read this, the Super VHS upgrade (about \$100) which will provide one set of S-VHS input/output jacks; the output signal will be much better due to the increased resolution offered by S-VHS.

Although expensive, the JRI Genlock is a necessity for anyone who wants to produce professional-quality video productions. ■

## DESKTOP VIDEO BUYER'S GUIDE

**The Anti-Aliaser**, \$19.95. Tom Hudson, P.O. Box 3374, Shawnee, KS 66203.

A desk accessory to anti-alias your CAD-3D/Cyber Control animations automatically in the rendering process.

**The Cyber Family**, Antic Software, 544 Second St., San Francisco, CA 94107, (800) 734-2001 in the U.S.; (415) 957-0886 in Canada.

**Cyber Studio**, includes CAD-3D 2.0 and Cybermate (\$79.95). CAD-3D is the main program of what was once the most powerful 3D rendering system available for any microcomputer. Wish-list features such as 3D animation, full perspective, shading and lighting let you draw and render objects such as robots, spaceships and skeletons.

**Cyber Paint** (\$29.95) is powerful 2D and 2-1/2D animation software. It works as a post-production and touch-up program for CAD-3D drawings, as a video titler and as an excellent drawing program. Use Cyber Paint to create professional-looking animation sequences.

**Cyber Control** (\$49.95) is a motion-control language that works in conjunction with CAD-3D. With this BASIC-like programming lan-

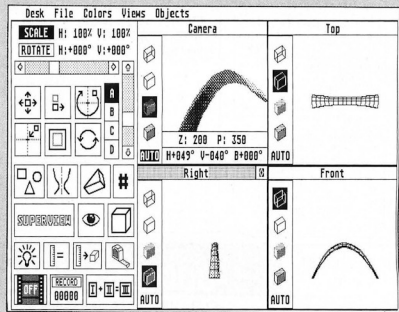
guage, all of the functions of CAD-3D can be controlled. Cyber Control also enhances CAD-3D with new capabilities, such as two additional "cameras."

**Cyber Sculpt** (\$89.95) and **Cyber Texture** (\$49.95) are advanced modeling and texturing tools that complement CAD-3D, allowing for even more complex objects and scenes.

Several collections of objects rendered professionally in CAD-3D for modification or to use as-is are available from Antic Software. These **Design Disks** (\$29.95 each) include furniture, architecture, human beings, cartoons, microbots and video titles. Two 3D-font collections are also available.

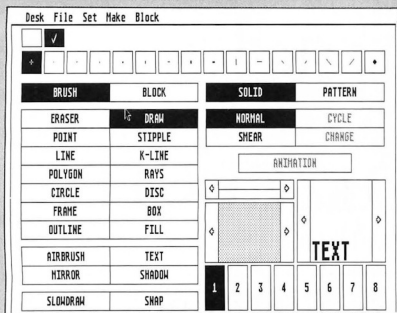
**DEGAS Elite**. Discontinued. Electronic Arts.

Though DEGAS Elite is no longer available (Electronic Arts considers it dead and buried), it still deserves mention because it includes absolutely everything a good drawing program should and its file format — .PI1 for low resolution, .PI2 for medium and .PI3 for high — is widely recognized as a standard. Its features run the gamut from simple free-hand drawing to sophisticated color-cycling animation and picture

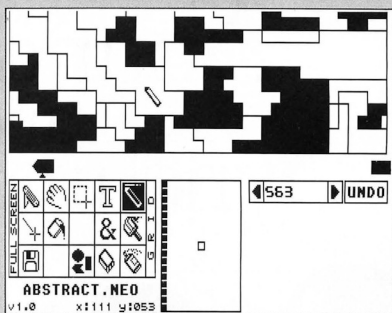


CAD-3D





**DEGAS**



**NEOchrome**

distortion functions. DEGas Elite uses GDOS to make use of the different fonts available both commercially and in the public domain.

**NEOchrome**, \$39.95. Atari Corp., 1196 Borregas Ave., Sunnyvale, CA 94086, (408) 745-2000.

Atari's popular paint program shines with simple, straightforward menus, which belie a powerful drawing program packed with features such as color cycling and block manipulation. NEOchrome has two features not found elsewhere: the "Jack Knife," which permits cutting and pasting of an irregular-shaped block, and the ability to access the ST's extended character set.

**Spectrum 512**, \$69.95. Antic Software, 544 Second St., San Francisco, CA 94107, (800) 234-7001 (U.S.); (415) 957-0886 (Canada). The only program that permits the ST's 512 colors to be visible simultaneously, it sports sophisticated color manipulation tools which could be used, for example, to change the eye color on a digitized photo from brown to blue. An included anti-aliasing function uses an algorithm to soften the perception of jagged edges on diagonal lines. Spectrum 512

reads NEOchrome and DEGas Elite files and can be used as a title page maker.

*(Author's Note: Combine the strengths of DEGas, NEOchrome and Spectrum 512 to create a great title page with fonts from the first, custom block-outs from the second and a 512-color gradient-fill background from the third.)*

**DigiSpec**, \$39.95. Trio Engineering, P.O. Box 332, Swampscott, MA 01907, (617) 964-1673.

Converts digitized images to Spectrum format.

**Vidextext**, \$125. Water Fountain Software, 13 17th St., 3rd Floor, New York, NY 10003, (212) 929-6204.

Powerful and versatile video tiler that uses GDOS fonts.

## Hardware

**JRI Genlock**, John Russel Innovations, P.O. Box 5277, Pittsburg, CA 94565, (415) 458-9577.

Hardware device that lets you lay computer images over television images. (See the sidebar, "The Missing Link.") JRI's Genlock is available in the following incarnations:

JRI Genlock 520 External System, Call for price.

JRI Genlock 1040 External System,

Call for price.

JRI Genlock Mega Internal Normal System, \$650.

JRI Genlock Mega Internal High-Band System, \$750.

JRI Genlock STE External System, Call for price.

**Video Key**, \$99.95. Monitor Master, Practical Solutions, 1135 N. Jones Blvd., Tucson, AZ 85716, (602) 322-6100. Video Key converts RGB signals to VCR color format which means you can use your television as a computer monitor. Monitor Master includes a video jack so you can easily hook your late-model 1040ST to your television. It also lets you switch between a color and monochrome monitor with the simple push of a button.


**Video Wizard**, \$29.95 (plus shipping and handling). IntraCorp Inc., 14160 SW 139th Court, Miami, FL 33186, (305) 252-9040.

Hardware device that lets you link your ST with your VCR.

**Vidi-ST**, \$149.95. Computer Games Plus, 1839 E. Chapman Ave., Orange, CA 92667, (714) 639-8189.

"Grabs" video images in real-time. John Nagy reviewed it in the May 1990 issue of START.

# Soundtracks and Synchronization



Scoring  
Videos  
With  
Your  
Home  
MIDI  
Studio

BY RICHARD VIARD AND JIM PIERSON-PERRY



*If you're like most musicians, you know that your art won't pay the rent. Until you're catapulted into fame and fortune, why not put your talent to work? Scoring for film and video is an effective compromise for musicians searching for ways to pay their bills while keeping the creative juices flowing. With an ST and MIDI and recording equipment, anyone can do the job at home.*

**F**ilm scoring may seem like a lot of work, but you'll soon see how many short videos can be scored in just a few nights — and for a rather fair salary. Producers on shoestring music budgets look for low-cost, professional scoring. You'll find them (and your opportunity to advertise) at local television stations and cable companies, university film classes, advertising agencies and video production houses.

### In A Nutshell

To get started, you must first decide on a service to offer and advertise. Creating a music score and dubbing sound effects are very different processes, although both require similar steps in preparing the final soundtrack. To offer either service, you need a sequencer that locks to SMPTE timecode (see the sidebar, "What is SMPTE?"), a SMPTE synch box to read/write timecode and a VCR with audio dub (to record sound independent of the video). Many professionals use 3/4-inch video tape that holds separate tracks for video, stereo audio and timecode. You can go far, however, with a 1/2-inch VHS tape (preferably with stereo audio tracks), and simply use one audio track for the SMPTE timecode. You

will also need a monitor to view the video and assorted synth and sound-effects gear (i.e., reverb and echo).

You may need more equipment, depending on the project, such as a second VCR, a camcorder, a multi-track tape deck (if you're adding non-MIDI instrument sounds or voices) and a two-track tape deck for the final master (see *Figure 1*).

### Hit Me With Your Best Spots

Initially, you'll meet with your client to run through the film. Keep in mind that producers are not musicians and may only have impressions and vague descriptions of the type of music they want. Try to give their suggestions feedback and propose your own ideas, expressing them in nontechnical terms. Suggesting instrument sounds for particular cues is a good way to start.

Your next meetings will be spotting sessions. You and your client should look for ways to divide the film into coherent subsections (cues). This is when you should list the video hits to musically highlight and what (if any) sound effects your client wants. Sound effects are easy to spot; music hits to correspond with screen actions are more subjective. These include such actions as

changes in a character's facial expression, location changes, sudden actions, or characters entering or leaving a scene. Start a hit list for each cue, including hit names and the SMPTE times that they occur (see *Figure 2*). These hit lists will continually evolve and eventually serve as your bible.

Make sure the format of your video copy of the film matches the format of your VCR. Most production facilities copy film. Ideally, you want the SMPTE timecode with the frame rate and starting time striped onto an audio track. You also want SMPTE "burned in" (which puts a small window in each frame to hold the SMPTE time address) as a visual time reference. If you have a stereo VCR, copy any pre-existing dialog or sound from the film onto a second audio track. Otherwise, you'll need two video copies: one for dialogue and sound, the other for SMPTE.

If your video copy doesn't include timecode, you can use a second VCR to transfer the video signal as you stripe SMPTE onto the audio tracks. In this case, lead with about 20 seconds of tape so that your sequencer has time to synchronize. This timecode becomes the master timing signal for all your work. ▶

Back in your home studio, connect your VCR's audio output to your SMPTE box input, and find the SMPTE time for each music and sound effects cue. If a SMPTE window is burned into your film, use slow motion and pause/still on the VCR. Otherwise, pause the sequencer when you see the visual hit and note the readout from the computer's SMPTE display.

## The Creative Process

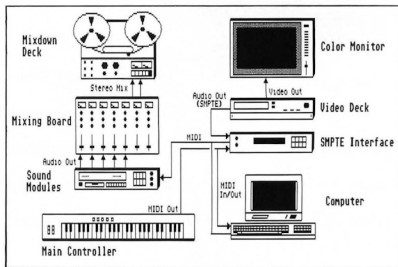
Now you can start composing music. A word of warning: Resist the inevitable temptation to turn on everything and play all the latest tricks you've learned. Just relax, sit back and watch the film. Explore any feelings the film evokes and let musical ideas come to you. Question what role the music should play in the different cues. Can you use it to provoke sympathy for characters, foreshadow danger, emphasize action or serve as background source music (like a band playing in a bar)? Does it work to establish a sense of locality or time?

One approach is to create a theme that will develop throughout the film. If there are distinct parts to the film, create different themes for each part, integrating variations and mutations of the different themes in all parts. You can also create different themes for recurring characters, locations and ideas, or to bridge scenic transitions.

With SMPTE synchronization, you can literally compose and play in real-time as you watch the video. Try to find interesting textures, and experiment with tempos. Sometimes a subtle background texture is far more effective than a complex orchestration. Your music should complement and draw attention to the visuals, not overwhelm them.

Make sure your choice of instruments doesn't conflict with any pre-existing dialogue or sound effects. The editor can then mix your music

**Figure 1:**  
A typical professional scoring system.



pretty hot without overpowering the audio tracks. Otherwise, they may have to mix it painfully low, and you'll wonder why you spent so much time on subtle (now inaudible) nuances.

Now is the time to submit a midstream demo tape, which is usually just a cassette copy of your mix. The demo should be more finished than a rough cut, but still

you must vary the tempo and meter throughout your cues to get a close fit. How close is close enough? An audience can pick up mismatches of sound and sight hits by two or three frames. Figure about a tenth of a second for acceptable error tolerance.

In prehistoric days (just a few years ago), a combination of trial and error with click books and printed

**Figure 2:**  
Each cue should have a hit list.

Production by: R.Viard - SOUND FORCE PRODUCTIONS

Cue: C.D.A Digital Equipment Corp.  
For: Newbury Filmworks, Peter Swanson  
Date: 03/02/85

Tempo: 86.000 (BPM)  
Frame Rate: 30  
SMPTE Offset: 01:00:00.10

#	SMPTE	Action	Bar	Beat	InSig	Music
=	=====	=====	---	----	=====	=====
1	01:00:00:10	Title Screen	1-	1.000	4/4	Classical Piece Start
2	01:00:06:00	Greenhouse shot	3-	1.122	4/4	
3	01:00:11:00	Voice Over	4-	4.285	4/4	Softer background
4	01:00:30:00	Cut	14-	2.909	4/4	Crescendo
5	01:00:42:00	Voice Over	15-	4.722	4/4	Softer
6	01:01:46:00	End	28-	4.456	4/4	Cut
7	01:01:46:00	Desert Cue	28-	4.456	4/4	Desert Music
8	01:02:03:00	Voice Over	44-	4.822	4/4	
9	01:03:30:00	Cut	76-	1.522	4/4	Cut
10	01:05:59:25	University Cue	129-	4.282	4/4	Concrete Music Starts
11	01:06:00:15	Voice Over	132-	4.706	4/4	
12	01:06:12:15	Tower Shot	134-	2.439	4/4	Bass Drum Hit

simple enough to let the client make suggestions. And be prepared to make changes, if not recreate the entire score.

## And The Beat Goes On

If you've been watching the video while composing, your musical hits are probably matching the visuals pretty closely. Now it's time to tighten the match by adjusting the tempo and meter. If you find a single tempo to match all hits, you're a musical god; generally, however,

listings of times were the tools of the matching trade. Fortunately, there are several sophisticated public-domain programs and desk accessories today, such as TMONDNY and SMPTECALC, which convert between SMPTE time and musical measures/beats. Some sequencers include a fit-time function, which automatically adjusts the length of a sequence to match a specified play time.

There are even programs designed to directly manipulate hit lists and seek optimum tempos for matching. ▶



At this writing, Hitman, from Dr. T's Music Software, is the only such program available for the ST/Mega.

Sometimes there's not enough time between hits for full measures at a certain meter and tempo. For example, a cue lasting 40 seconds at a tempo of 90 beats/minute would contain 61 beats, 15 full measures plus an orphan beat using a 4/4 meter. Using Hitman, you can insert a meter change for the last measure, with 14 measures of 4/4 and one measure of 5/4, then reset the meter to 4/4 at the cue end. You can save the tempo map as a standard MIDI file and import it into your sequencer as the conductor track. All pro-level Atari sequencers can read and write standard MIDI files.

Hitman is an elaborate and extremely useful program. Q-Factor, written for Hybrid Arts by the Pointer Sister's Greg Whelchel, is a similar program, scheduled for release later this year.

### Crash, Bam, Vroom

As a film composer, you're not usually expected to create the sound-effects for the film. With today's inexpensive samplers, however, you might want to offer the service to producers.

You can import sound-effects MIDI files into your sequencer. The problem with sound effects, however, is that you need such a large library of them to do a decent job. Fortunately, a cottage industry has grown up that provides literally thousands of sound-effect samples on tape or CD, so you don't have to record them yourself.

Sometimes, a real-world sound is simply not convincing, and needs to be modified (i.e., a watermelon dropped from a second story window sounds more like a punch than a fist hitting flesh). These can be real challenges to your creativity. Try coming up with sounds for aliens, dinosaurs, light sabers or any other

## Sound effects are easy to spot; music hits to correspond with screen actions are more subjective.

sound effects that you can't capture with a microphone!

### Final Mixdown

Now we're in the home stretch. The music is written, the tempos and visuals are wedded, any sound-effect MIDI triggers are in sequence and your client has approved your last demo. It's time for the final mixdown.

Producers commonly request a mixdown on a 1/4-inch, stereo tape deck at 15ips speed, with a mono

mix on one track and SMPTE timecode on the other. Don't just copy the SMPTE signal from your video; reshape it as you stripe the mixdown tape track to prevent distortion.

Some clients may request a stereo mixdown on a 1/2-inch, four-track tape deck — decidedly pro-level equipment. Record your audio onto tracks 1 and 2, with the reshaped SMPTE timecode on track 4. Leave track 3 empty to prevent the SMPTE signal from bleeding into the stereo mix.

At the most basic level (i.e., scoring a home video), you can get by with two VCRs. Using the mixdown that is synched to the original video (the one containing a SMPTE timecode audio track), dub the video from the original along with the mixdown soundtrack (either mono or stereo) onto a second VCR tape. If you don't have adequate mixdown capabilities in your home studio, you might consider mixing at a local recording studio. Just bring your MIDI gear and (at about \$300/hour) record everything direct-to-two-track — unless you're adding live (acoustic) tracks. Always back up your final mix!

### Scoring Big

The amount of equipment you own is not as important as what you do with what you have. It's true that you need a basic studio, but if your equipment is in good condition, and properly set up, you can work quickly and efficiently. ■

*Richard Viard is a MIDI specialist at Dr. T's Music Software. He has also scored several training and industrial films and commercials for Lotus, Digital Agfa and Ford. Jim Pierson-Perry is a research chemist for Du Pont by day, the MIDI/Music Editor for START by night and a semi-professional musician when nobody's looking.*

## References

*Synchronization: From Reel to Reel*, by Jeff Rona; Hal Leonard Publishing Corp., \$16.95.

*Scoring for Films*, by Earle Hagen; Mix Bookshelf, \$24.95. Call 800-233-9604 for a free catalog.

*Keyboard* magazine, March 1990; special film-scoring issue.

"How to Find the Right Video Deck for Home Studio Sound-track Work," by Paul Lehman; *Keyboard* magazine, June 1989.

"Synchronization in the Home Studio: A Time Code Primer," by John Barilla; *Electronic Musician*, August 1988.

# WHAT IS SMPTE?

**S**tandardized by the Society of Motion Picture and Television Engineers, SMPTE timecode is a digital representation of a 24-hour clock, related specifically to tape frames. Each frame gets one SMPTE word, for an absolute time-address in terms of hours, minutes, frames and subframes. There are four SMPTE formats, arising from different film/video needs, that are specified by the number of video frames shown per second (fps): 24fps for normal film work, 25fps



for European video, 30fps for North American monochrome video and 29.97fps (drop frame) for North American color video. Recording studios typically use the 30fps format. When using SMPTE, you must specify the frame rate and a starting time (often referred to as "offset"). Since SMPTE is a standard timecode, tapes created by one system may be read by another.

SMPTE works through a synch box, which reads the timecode signals from the tape and writes or translates them as musical beats (tempo), or a stream of MIDI-clock ticks. SMPTE timecode runs at a constant rate; however, every time you change the tempo (which is often in scoring work), the pace of the timing signal flowing into your sequencer must change.

Virtually every pro-level sequencer developer offers a companion dedicated-synch box. These work either through proprietary synch schemes or by translating the SMPTE code into a MIDI equivalent format, called MIDI Time Code (MTC). Either method lets you control tempo information from within your sequence; these methods provide an easy way to experiment with different tempo changes and let you work the music to fit the film. You can also use generic synch boxes, which require you to manually program tempo changes, and reprogram them with every change. Other types of synchronization, such as FSK or MIDI Song Position Pointer, are not accurate enough for video applications.

For our purposes, SMPTE is recorded on an audio or special video synch track. The process of recording the SMPTE timecode on a tape is called "stripping," and is usually done prior to recording other tracks. Just pick a frame rate and offset, then have your sequencer or generic synch box send the signal to your recorder. As a safety measure, always stripe more tape than the project needs.

Noise, bleeding sound and just cheap tape can corrupt the SMPTE signal and cause "drop outs," spots where the timecode cannot be properly read. Most sequencers can handle short drop outs (one and two seconds) but longer ones can freeze your system. You can correct this by regenerating the timecode.

When copying tapes, reshape the SMPTE code (to avoid distortion). Reshaping means that your synch box listens to the original SMPTE track

and writes a fresh duplicate. You'll need a timecode generator for regenerating or reshaping (you can rent one). SMPTETrack, from Hybrid Arts, is the only Atari-dedicated sequencer/synch box with reshaping (not regenerating) capabilities.

With your sequencer locked through SMPTE to a tape or video deck, you can start the tape at any point and the sequencer will know where it is supposed to begin playing. It can also "chase controllers," that is, it scans the MIDI sequence and sends any program

changes or controller commands that would have occurred before the tape started (i.e., change synth patch or set volumes). The SMPTE time is usually shown somewhere on the sequencer screen, letting you note the timings as they correspond to video actions.



## See us in Tokyo!

The great world of ATARI hardware & software is even available in Japan! See us in Tokyo for your ATARI needs.

日本の東京にもあります.こんなお店...

ATARI グッズ在庫豊富です。

- |                       |       |                         |
|-----------------------|-------|-------------------------|
| Cyber Central         | ..... | Antic Software          |
| Cyber Paint           | ..... | Antic Software          |
| Cyber Sculpt          | ..... | Antic Software          |
| Cyber Studio          | ..... | Antic Software          |
| Cyber Texture         | ..... | Antic Software          |
| Cyber VCR             | ..... | Antic Software          |
| Spectrum 51/12        | ..... | Antic Software          |
| Pic-A-Tite            | ..... | Avant-Garde Systems     |
| Magic Sac             | ..... | Data Pacific, Inc.      |
| Spectre 12B           | ..... | Shogetsu by Small, Inc. |
| Mark Williams G       | ..... | Mark Williams Company   |
| LASER G 1             | ..... | Medamax, Inc.           |
| ST Scan Image Scanner | ..... | Navarone Industries     |
| ST Sound Digitizer    | ..... | Navarone Industries     |
| ST Video Digitizer    | ..... | Navarone Industries     |
| Video Key             | ..... | Practical Solutions     |
| Monitor Master        | ..... | Practical Solutions     |
| Mouse Master          | ..... | Practical Solutions     |
| Supra Drive           | ..... | Supra Corporation       |
| EZ RAM II             | ..... | Terrific Corp.          |



OPEN 10:00~20:00年中無休

**ANDY'S MUSIC**

シンセサイザー・ジョypad コンピューター・ジョypadの専門店  
TEL 03-360-0251 FAX 03-360-0252



〒164 中野区東中野4-2-2

## ATARIWRITER 80 ATARI XEP 80

- 80 COLUMN EDITING
- EDITABLE PRINTER DRIVER
- 5000 WORD DICTIONARY
- MAIL MERGE
- ON 5 1/4 DISKETTE

**\$49**

- CONNECTS TO ANY COMPOSITE MONITOR
- 80 COL. DISPLAY
- 1050\* PRINTER INTERFACE

**\$79**

## The Bookkeeper w/ Keypad

- Financial Reports
- Profit, Loss Statement
- Accounts Payable
- Accounts Receivable
- And Many other Features

**\$14.95**



**1020** COLOR PRINTER PLOTTER  
**\$14.95**

- COMPLETE WITH:  
• 2 PEN SETS (Color)  
• 1 ROLL PAPER  
• POWER SUPPLY & CABLE

PAPER \$3.95 ROLL

EXTRA PEN SETS  
COLOR \$3.98 BLACK \$.89

**1025** PRINTER RIBBON  
**\$4.95**

**800** COMPUTER 48K MEMORY  
**\$49**

## HARDWARE & ACCESSORIES

- JOYSTICK EXT. CABLES 10' \$2.95
- MONITOR CABLE GOLD PLD. \$4.95
- ATARI CX40 JOYSTICK \$4.95
- POWERPLAYER JOYSTICK \$9.95
- WICO COMMAND JOYSTICK \$19.95
- WICO THE BOSS JOYSTICK \$19.95
- ATARI TRACKBALLS \$9.95
- ATARI SX212 MODEM \$79.95
- D-Rs ATARI BOOK \$7.95
- DOS 2.5 W/MANUAL \$4.95
- 600XL (NO Transformer) \$19.95
- 400,800,850,1200XL Transformer \$14.95
- XL/XE Transformer \$24.95

## FREE SOFTWARE WITH PURCHASE OF 810 OR 1050 DRIVE

- Included FREE:  
• Mission Asteroid  
• CBS Linear Equations  
• Summer Games

ATARI 810\* SSSD \$99.00  
ATARI 1050\* SSSED \$149.00

COMPLETE WITH POWER SUPPLY I/O CABLE, DOS W/MANUAL  
\* RECONDITIONED - FOR THE 800/XL/XE

## THE BEST LIGHT GUN FOR YOUR 800/XL/XE

**\$35** OR THE PACKAGE **\$89**  
• LIGHT GUN  
• CROSSBOW  
• BARNYARD-BLASTER

**CX40 Joystick**  
**\$4.95**



## CARTRIDGES FOR THE 800/XL/XE

- |                                 |                               |
|---------------------------------|-------------------------------|
| BASIC CARTRIDGE \$4.95          | SPACE INVADERS \$4.95         |
| DEMON ATTACK (400,800) \$4.95   | DELUXE INVADERS \$4.95        |
| QIX \$4.95                      | JOURNEY TO THE PLANETS \$4.95 |
| PAC-MAN (no box) \$4.95         | STAR RAIDERS \$4.95           |
| DONKEY KONG (no box) \$4.95     | DEFENDER \$4.95               |
| ET (no box) \$4.95              | FACEMAKER \$4.95              |
| MISSILE COMMAND (no box) \$4.95 | MATH ENCOUNTER \$4.95         |
| GORP (400,800) \$4.95           | DANCE FANTASY \$8.95          |
| CHICKEN SLIME (400,800) \$4.95  | LOGIC LEVELS \$8.95           |
| CLAIM JUMPER \$4.95             | MEMORY MANOR \$8.95           |
|                                 | LINKING LOGIC \$8.95          |

- |                        |                                |
|------------------------|--------------------------------|
| DELTA DRAWING \$9.95   | RESCUE ON FRACTALUS \$19.95    |
| Q-BERT \$9.95          | BALLBLAZER \$19.95             |
| DIG DOG \$14.95        | BLUE MAXX \$19.95              |
| MILLIPERE \$14.95      | STAR RAIDERS II \$19.95        |
| SKY WRITER \$14.95     | DAVID'S MIDNIGHT MAGIC \$19.95 |
| FOOTBALL \$14.95       | ARCHON \$19.95                 |
| TENNIS \$19.95         | KARATEKA \$19.95               |
| FINAL LEGACY \$19.95   | CHOPFLIFTER \$19.95            |
| DONKEY KONG JR \$19.95 | GATO \$24.95                   |
| JUNGLE HUNT \$19.95    | ACE OF ACES \$24.95            |
| MOON PATROL \$19.95    | LODE RUNNER \$24.95            |
| BATTLEZONE \$19.95     | BARNYARD \$24.95               |
| FOOD FIGHT \$19.95     | BLASTER (LG) \$24.95           |
| HARDBALL \$19.95       | DARK CHAMBERS \$29.95          |
| FIGHT NIGHT \$19.95    | AIRBALL \$29.95                |
| ONE ON ONE \$19.95     | SUMMER GAMES \$20.95           |
| BASKETBALL \$19.95     | CROSSBOW (LG) \$29.95          |
| DESERT FALCON \$19.95  | EAGLES NEST \$29.95            |
| NECROMANCER \$19.95    | MICROFILER (database) \$19.95  |

## DISKS FOR THE 800/XL/XE

- |                               |                               |
|-------------------------------|-------------------------------|
| DAVID'S MIDNIGHT MAGIC \$4.95 | DECISION IN THE DESERT \$4.95 |
| TA-X-CAB HILL \$4.95          | CRUSADE IN EUROPE \$4.95      |
| HALLEY PATROL \$4.95          | KENNEDY APPROACH \$4.95       |
| SPIRDMAN \$4.95               | CONFLICT IN VIETNAM \$4.95    |
| CRAID RAIDERS \$4.95          | NATO COMMANDER \$4.95         |
| REPTON \$4.95                 | MISSION ASTEROID \$4.95       |
| BANDITS (48K 400,800) \$4.95  | THE COUNT \$4.95              |
| CLAIM JUMPER \$4.95           | SECRET MISSION \$4.95         |

- |  |                                 |
|--|---------------------------------|
| STRANGE ODYSSEY \$4.95                 | NINJA \$9.95                    |
| SOLAR STAR \$4.95                      | SILICON DREAMS(1050) \$9.95     |
| HULK \$4.95                            | JEWELS OF DARKNESS(1050) \$9.95 |
| ALIEN AMBUSH \$4.95                    | SILENT SERVICE \$9.95           |
| DROFZONE \$4.95                        | DISPATCH RIDER \$9.95           |
| JAWBREAKER \$7.95                      | SILICON DREAMS \$9.95           |
| SUMMER GAMES \$7.95                    | F-15 STRIKE EAGLE \$9.95        |
| CASTLE WOLFENSTEIN \$9.95              | THE NEWSROOM(1050-64K) \$15.00  |
| HEY DIDDLE DIDDLE \$9.95               | BOOKKEEPER \$14.95              |
| SPY VS SPY \$9.95                      | W/ num keypad \$14.95           |
| TOP GUNNER COLLECTION (3 GAMES) \$9.95 | BOOKKEEPER (Only) \$9.95        |
|  | HOME ACCOUNTANT \$29.95         |

Attn Dealers  
We Buy Excess  
Inventories

## The Atari Portfolio



Built In: Lotus Comp.  
Spread Sheet, Appointment  
Calendar w/Alarms, Text Processor, Database  
w/Dialer, Calculator, IBM Dos Compatible!

The Size of a Video Cassette  
Also Available **Only \$299**

- |                                |                          |
|--------------------------------|--------------------------|
| Printer/Xfer Interface \$49.95 | RamCard 64K \$99.95      |
| Serial Interface \$79.95       | RamCard 128K \$189.95    |
| RamCard 32K \$59.95            | 256K Expander + \$189.95 |

## The Newsroom

Design,  
create and  
print your  
own news-  
papers!



**\$15**

Atari 800XL, XE Systems Only  
Requires Atari 1050 Computer  
May be used with most popular  
terminals except Post 800



## Pieces & Parts

Item	Each	Dozen Lot
1200XL Computer Board	\$9.95	\$5.00ea
1200XL Keyboard	\$14.95	\$8.00ea
800 Mother Board	\$6.00	\$3.00ea
800 Power Board(Side)	\$6.00	\$3.00ea
800 Rom-Ram 16K-Cpu	\$6.00	\$3.00ea
810 Side Board	\$6.00	\$3.00ea
810 Rear Board (Power)	\$6.00	\$3.00ea
810 MPI Mech (New)	\$9.95	\$3.00ea
RF Switch Box	\$2.95	\$1.00ea

## Power Supplies

Item	Each	Dozen Lot
XL/XE (xpt 1200XL)	\$19.95	\$8.00ea
800-1200XL-400-810-1050	\$9.95	\$4.00ea
2600-5200	\$4.95	\$2.50ea
7800	\$4.95	\$3.00ea
520ST (xpt FM)	\$39.95	\$19.00ea
ST354-SF314	\$19.95	\$9.00ea
PS3000	\$95.00	\$75.00ea
1027	\$12.95	\$5.00ea

1200XL BOARDS \$9.95  
1200XL KEYBOARD \$14.95  
810 MECHS(MPI) \$9.95

**BUY MASS  
QUANTITIES &  
SAVE!**

**FLAT RATE \$5.00  
SHIPPING**

C.O.D.'s are \$10.00

ON ALL GROUND ORDERS IN THE  
CONTINENTAL U.S. \*\*

## FAX US YOUR ORDER!

FOR FASTER SERVICE PLEASE INCLUDE:

NAME • SHIP TO COD / VISA / MASTERCARD  
ORDERS ONLY  
ADDRESS • PHONE # • CARD ADDRESS MUST  
ITEMS YOU WISH TO PURCHASE MATCH SHIP TO ADDRESS

**(408) 224-8574**

**48K \$15  
UPGRADES  
FOR THE 400**

**BOOKS**  
Tech Ref. Notes EB \$9.95  
810 Field Service \$9.95  
Pilot Books \$9.95

**Super Salt  
Diagnostic Kit**

- Super Salt Cart
  - Test Jig
  - Jumpers
  - No Book
- \$25**

**2600 VCS  
w/ Joystick  
& Pwr. Sup.**  
RECONDITIONED  
**\$19**

**Light Pen  
w/ Atarigraphics**



You can draw directly  
onto your TV!  
For your 800XL/XE!

**\$29.95**

For the **SUPER (Nuke'em  
Fry'em) DEALS**

Golden Path*	99c	Guild of Thieves	\$9.95
Tracker*	\$1.95	The Pawn	\$9.95
1st World Manual	\$4.95	Jinxer	\$9.95
Champion Wrestling	\$9.95	Sentry	\$9.95
Final Assault	\$9.95	StarGlider	\$9.95
Battleship	\$9.95	Soccer	\$14.95
Knight Orc	\$9.95	Zen Gravity	\$14.95
Advanced Art Studio	\$9.95	Tetra Quest	\$14.95

Universal Military Simulator	\$14.95	California Games	\$19.95
Sub Battle	\$14.95	The Games (Winter)	\$19.95
Tower Toppler	\$14.95	Boulder Dash	\$19.95
Winter Games	\$19.95	Dive Bomber	\$19.95
Hyperframe	\$19.95	Metrocross	\$19.95
Foundations Waste	\$19.95	Techno-Cop	\$19.95
Phantasm	\$19.95	Art & Film Director	\$19.95
Prime Time TV	\$19.95	Carrier Command	\$19.95
1 Lockout	\$19.95	Hit Disk(4 Games)	\$19.95
Death Sword	\$19.95	Goldrunner II	\$19.95
Mission Impossible	\$19.95	Paint Pro	\$19.95
Axe of Rage	\$19.95	Data Trievr	\$19.95
Devon Aire	\$19.95	Typhoon Impson	\$19.95
Space Station	\$19.95	Operation Clean Streets	\$19.95
World Games	\$19.95	Karaoke	\$19.95
Karate	\$19.95	Dowhill Challenge	\$19.95

\* Works with TOS 1.0 only!

## ST MONITORS

SM124 (NEW)	\$169
SC1224 (USED)	\$275
SC1224 (NEW)	\$349
PS3000 (W/SSDD USED)	\$299

## ST HARDWARE

JRI SIMM Upgrade 1/2/4Meg \*\$139.95  
The Best Mouse \$49.95



**BLANK DISK  
SPECIAL**

3.5 BULK PACKS WITH LABELS  
1 - \$99 25 - \$24.75 1000 - \$750.00

## EMULATORS FOR YOUR ST

PC DITTO II	\$299.00
PC SPEED	\$299.00
SUPERCHARGER	
IMEG	\$449.00
MAGIC SAC PLUS w/Roms	\$49.95
SPECTRE GCR	\$299.95
MAC ROMS 128K	\$149.95

## ATARI 520ST



## & Software Deal

520STFM & Software	\$379
1040STE & Software	\$695
Mega 2 ST & Software	\$995
Mega 2 ST w/ 4Mgs & Swr	\$995
Mega 4 ST & Software	\$1495
Stacy 1 w/ 20M HD & Swr	\$1795
Stacy 4 w/ 40M HD & Swr	\$2695

Included With Every ST Purchase!  
Space Station/IV, 1st Word, Sub Battle, Death Sword,  
Battle Ship, Champ, Wrestling, Dive Bomber, Final Assault,  
Metrocross, World Games, Impossible Mission, Jinxer,  
Tower Toppler, Sentry, Starglider, The Pawn, Advanced Art  
Studio, Guild of Thieves, Knight Orc

# SAN JOSE COMPUTER

THE ATARISOURCE

640 BLOSSOM HILL RD. SAN JOSE, CA 95123

STORE (408) 224-8575 • ORDERS ONLY (800) 726-8576


\*\* SHIPPING: ADD \$5.00 FOR PREPAID ORDERS, OR \$10.00 FOR COD ORDERS, AIR AND INTERNATIONAL.  
SHIPPING EXTRA. NO COD FOR INTERNATIONAL ORDERS, THAT'S IT.

PREPAYMENT USE VISA, MASTERCARD, MONEY ORDER, CASHIER'S CHECK OR PERSONAL CHECK.  
PERSONAL CHECK MUST CLEAR PRIOR TO SHIPMENT. C.O.D.: CASH, CASHIER'S CHECK OR M.O. ONLY.  
WARRANTY: 90 DAY WARRANTY ON ALL ITEMS. TAX: CALIFORNIA RESIDENTS ADD 7.25% SALES TAX.

Prices subject to change without notice.


Brand and/or product names are trademarks or registered trademarks of their respective holders.

Ad produced on an ATARI ST using CALAMUS and printed on an ATARI SL8M04 PostScript compatible laser printer.



© Copyright 1990 Daniel Anderson

© Copyright 1990 Daniel Anderson



BY GAVIN DOUGHTIE

# PRIME CYBER

Meet Darrel Anderson, who illustrates the future.

**T**he mighty space station of Port Hesperus...insect-like Venus walkers...the crystal towers of Mars' Labyrinth City. These are the settings for Paul Preuss's bestselling Venus Prime series of science-fiction mysteries, based on the works of Arthur C. Clarke. They are also illustrations in the unique "infopaks" included in each book — illustrations created by artist Darrel Anderson on

the Atari ST. Though he was inspired by the space program to pursue science and mathematics, in his last years of high school Darrel "went through a natural rebellion" and turned to art. Forming Everyman Studios with some of his classmates, among them noted Atari artist Richard Berry, Anderson explored all aspects of art and illustration before he began working with computers. In this interview he tells about his introduction to ►

computers and the details of creating the Venus Prime illustrations.

*When did you first start working with computers?*

I had seen computers and knew just from looking at them that if I ever got my hands on one I'd probably be hooked, but it didn't happen until around four or four and a half years ago. I had done some work for a guy named Byron Preiss, who packages books for a lot of major publishers. He contacted me about illustrating these interactive computer games, role-playing games. The first one was something called "Breaking Strain".

*That was the title of the first Venus Prime book?*

Right. That same material somehow came around to be the source for the Venus Prime series. Byron sent me an Atari 800, and that's what I did the game illustrations on. I immediately started fooling around with BASIC and wrote my own little additions to the painting software. I worked primarily with the Koala digitizing pad and whatever software came with that, and another horrible digitizing pad with a two-pivot arm. I think it was the worthlessness of that device that set me out to doing some of my own programming to try to create these images. Anyway, I worked on that project and got a big kick out of it, but I could see right away that I wanted more resolution and color. It was exactly at this point that the ST was being introduced. I bought my ST before it showed up in the shops.

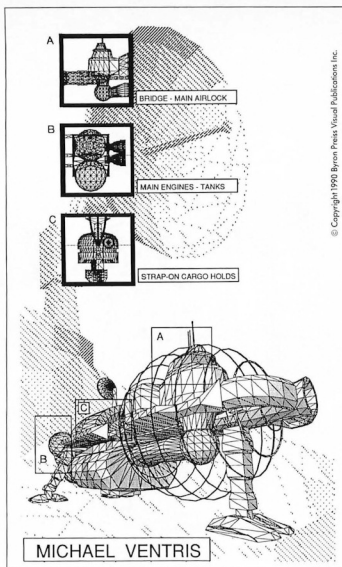
### Sticking With Atari

*So it was a natural Atari progression?*

Yeah. At that point for anybody like me the obvious choice was the ST or the Amiga, but the Amiga cost about twice as much. That was a pivotal factor for me (laughter), so I went ahead and bought the Atari.

*Did you start off working with NEOchrome?*

I played with what was available, mostly NEOchrome.



Shortly after I bought the ST I went out to Boston to spend some time with Richard Berry, and talked him into buying one as well. That was about the time DEGAS came out. I was in Boston when I started working with the first version of DEGAS on that image that won the Antic competition (July 1986 issue of Antic).

*The Stone Face?*

Right. I got back home just in time to get the machine up and running, because I'd taken it to Boston, put the finishing touches on the image and Federal Express it to Antic at the last possible second. As a result of that, two guys at Antic, Gary Yost and Jack Powell, called me up. First Jack got in touch with me about doing an article (Winter 1986 and Spring

1987 issues of START), and the same day Gary called and said "I don't care what Jack has told you but we've got this CAD-3D product coming out, we need some objects for it and this is first priority for you, Darrel." Gary was staking his claim on my time right from the start.

*That was the Future Design Disk?*

Right.

*There wasn't anything like 3D clip art for other computers at the time, was there?*

I think we may have started something, because it's happening everywhere now.

*How did the Venus Prime project get to you?*

That's the same guy, Byron Preiss, packaging. He has a history of bringing graphics into fiction. He was one of the originators of the graphic novel. He did something with the comic artist Jim Steranko in the early seventies. They were paperback format, but comic books. Recently, Byron packaged two books, *The Planets* and *The Universe*. They're hardcover collections of essays, short stories and illustrations.

Do they include any of your illustrations?

I have an illustration in the *Universe* book, an oil painting. Another book in the series called *Microverse* has one of my computer illustrations done on the Mac.

Are you going to be doing any computer illustrations for other books?

Richard Berry and I are doing a book strictly of computer art and illustration that will be published by Grant Books in 1990.

**Darrel Anderson by Darrel Anderson**



novels of his own out there. What happens is at some point, usually long before the work is even written, he and I will get on the phone and I'll draw out what nifty gadgets may be available to him in the story. He's got a real sharp technical mind, a good mind for the details of how these things should actually function in an acidic environment or whatever it may be. He does a lot of research. I'll throw some sketches at him, and he'll throw some ideas back at me. This goes all the way back to the Everyman Studio. That's how we all learned, because

### The Venus Prime Process

What's the process for creating the *Venus Prime* illustrations?

As luck would have it, I've known Paul Preuss (the author of the series) for a number of years, long before this project came up. He's a fine author and has several

we didn't have higher education. We were intense collaborators. We would literally hand the same canvas or piece of paper back and forth. It comes very naturally to us.

As the *Venus Prime* series progresses, the illustrations get technically more sophisticated. Were you using *Cyber Control* to create the objects for the design disks ▶

## DC DESKTOP

- Put programs and folders on the GEM Desktop
- Execute programs with a single keystroke or a double click
- Unique COLOR icons for folders and programs
- CABINET virtual disk drive
- Recoverable trashcan
- Custom desktop background
- 100% compatible with all programs
- Modular design lets you pick the functions you want
- Comes with full-featured icon editor and MORE!

Each package ONLY \$39.95 or \$69.95 for both

## DC UTILITIES

All programs upgraded!  
See why everyone is raving about the DC UTILITIES.  
Now with nine programs on one disk! Here are two:

DC SQUISH is #1! Compress executable programs and desk accessories, but leave them executable. New compression is better than ARC and is much faster!

DC Xtract 2.0—Throw away your ARC shell! Now adds and extracts these compression types: ARC, LZH, ZIP and ZOO!

### Updated!

"DC Desktop is a permanent part of my system."

— Ron Luks,  
Founder of  
CompuServe's  
SIG Atari

### Version 2.0!

"These programs are fabulous."

—David Plotkin,  
START Contributing  
Editor

**Double  
Click  
Software**

P.O. Box 741206  
Houston, TX 77274

Phone: (713)977-6520  
BBS: (713)944-0108

Available now at your local dealer. COD and credit card orders welcome. Mail orders add \$3 postage and handling (Foreign orders add \$5). Texas residents add 8.25% sales tax.



**WIZ  
WORKS!**  
The Software Engine

P.O. Box 45  
Girard, OH 44420  
(216)-539-5623

Demio disk available for \$2.00 - refunded with any purchase.

## IMAGE CAT



\$24.95

The complete graphics catalogue! Can't find the right picture? Look in your catalogue of your art! Fully automatic and loaded for IMG, PIP, PCP, TIF, NEO MAC graphics formats. Get IMAGE CAT and get the picture!

## MVG



\$59.95

Dr. Bob's Handy Dandy Multiviewer (Graphical). Do more than just touch up your graphics. And do it three times faster. Loads & saves IMG, Degas, MAC TIF and more. Full store of editing tools. Do it better with MVG!

## MUG SHOT!



\$39.95

Parts is parts, they say, but with MUG SHOT parts add up to a whole lot of fun and practicality. Extra data disks only \$19.95 so you'll never say, "Gee, is that all there is?" Loadable data files means infinite possibilities!

### Desktop Icons Volumes One & Two \$14.95 ea.

Each volume contains over 1200 different desktop icons for only \$14.95! Icons are 32 x 32 in .DC to .ICE format. Don't draw new ones, use these! Includes J.CE to .NIC conversion utility for NeoDesk Fans!

Check or MO US funds only - COD \$3.50 - MasterCard/Visa no surcharge  
\$8H free to US - Canada add \$2.00 - overseas air add \$5.00

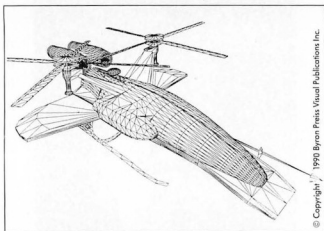
and the Venus Prime books?

Absolutely. The object design and creation aspect of Cyber Control, which in some ways was its weakest or most difficult capability, was what really fascinated me. I wanted to develop my own object-building tools. This was all pre-Cyber Sculpt.

CAD-3D was pretty limited in what you could do, and of course the join functions were just a nightmare to sculpt objects with. The Microbots disk, for example, is almost entirely my object-creation tools written in Cyber Control. As I developed the tools, usually at some point one of those books would come up.

In the third book there are illustrations with smooth shading and shadows. What were those rendered on?

This gets into what I think is probably a fairly unique setup. I'm working with an ST/Mac II hybrid system, though it was slightly different at the point I did that book. I wrote my own little rendering package on the



© Copyright, 1990 Byron Press Visual Publications Inc.

ST which did what GDOS was supposed to do for me but never worked, and that is produce resolution-independent, or very high-resolution, object-oriented bitmaps. I was creating these oversized bitmaps on the order of 1200 x 1200 pixels on the Atari, then moving those files over to the Mac and doing a pixel-aver-

aged reduction in such a way that the dither pattern was turned into shades of gray. It's all my own software.

Are you going to sell any of these programs?

Right now I'm working on a paint program on the Mac which will probably be my first venture into commercial software. The stuff on the Atari — I was tempted for a while there but it all operated in a bizarre way, and I don't know if I'll ever have the time or energy to make it more acceptable. In essence it required having a monochrome monitor. The large bitmaps were actually created in chunks. The program creates nine panels and moves them to an area of

# TRACKER/ST

The Ultimate Mailing List/Mail Merge/Person Tracking Software

Tracker/ST is an exciting new application which combines traditional mailing list capabilities with a full built-in mail merge system, database style reporting, and much, much more.



**"This is a GREAT program and it has cut my mail list time by over half. I just wish I would have had this program a couple of years back!!"**

—B.G., Texas

- Full mail merge system built in, with word processing functions like cut & paste, bold, italic and underline.
- Computer aided entry saves you thousands of keystrokes (and lots of time)—up to 10,000 keystrokes saved per 250 names!
- Label settings for single, 2 and 3 across labels, and laser printed labels. Edit these and add your own for custom label formats.
- One-step "subscription aging" automatically tracks remaining time in a membership or subscription.
- Unique Quick Letter option for those occasions when you need to send a single "almost form letter." Great for follow-up letters.
- Unlimited notes for each person in your files.
- Easy importing of names and addresses from all popular data management packages into Tracker/ST.

S/M & Desk-Jet Support!

See your local dealer or order from:  
**Step Ahead Software, Inc.**  
 496-A Hudson Street, Suite F39  
 New York City, NY 10014

Only \$79.95

Call 212-627-5830 for phone orders or more information.

Color or monochrome monitor. One megabyte of RAM and a double sided drive required. Hard drive recommended.



# FEEL THE SPEED!! Quick ST 2.2

\$19.95

- speeds up screen graphics faster than hardware accelerators
- speeds up all fonts, including GDOS fonts
- requires less than 25K of memory and runs on any ST or STE
- supports all screen resolutions, including Monitorm
- supports custom desktop backgrounds and fonts

The screen shot on the right shows a typical ST desktop with Quick ST's desktop background feature installed. Supports .PI2 and .PI3 DEGAS pictures.



Also shown is the Quick Manager tool manager, free with Quick Tools.

10 UTILITIES + QUICK MANAGER

# Quick Tools

\$29.95

- Includes 10 useful Tools, including a command line interpreter, fast file viewer, speed benchmarker, label maker, file finder, environment editor, and more. Each Tool can run as .PRG or .ACC.
- Includes Quick Manager, which supports 10 desk accessories, displays the time and date, free RAM, and TOS version.
- requires less than 70K of memory and runs on any ST or STE

**Branch Always Software**  
 14150 N.E. 20th. St. #302  
 Bellevue, WA 98007

Available at most Atari ST dealers. If ordering direct, add \$3 s.h. Save \$5 when ordering both products. Try the Branch Always "Software" T-shirt - \$9.95 M/L/XL.

memory one at a time. It was kind of slow and kludgy. What I do at this point on the Atari is simply save what is the equivalent of an object-oriented PICT file on the Mac — in other words, simply a series of commands to draw a triangular shape, filled or outlined or opaque or transparent. Then I render everything on the Mac so I can go straight to grayscale. This little package I wrote on the ST does simple shading much like CAD-3D does, but I can go ahead and generate the 256 gray level shading that the Mac is capable of rendering.

*Have you been working this way since the first Venus Prime book?*

No. That started with the third one.

*The first two were just laser printed from the Atari?*

They weren't even laser printed, they were printed with a 24-pin dot matrix. That really does nice work with one of those multi-strike ribbons, like a carbon

## I bought my ST before it showed up in the shops.

ribbon for a typewriter. In some ways you can get better-than-laser-printer results.

*How have computers influenced your work in general?*

CAD-3D is very powerful, especially for a project like book illustrations. You may be doing a number of illustrations that are in the same setting, build the scene only once, and then look at it from anywhere you like. I illustrated a Ray Bradbury story which centers around a kid in his room, so I built the room in CAD-3D and used it as a basic map. It brought me to some unusual camera angles.

*Do you have any advice for ST illustrators?*

Just get in there and start scribbling and playing and see what it gives you naturally. That is the advice I would give to anybody in any media. ■

**Gavin Doughtie writes and directs for *CU Productions in Hollywood, Calif.***

## Hard Driven Bargains!

### TOAD Drives

TOAD 20 MB 40ms.....\$479  
TOAD 30 MB 40ms.....\$499  
TOAD 50 MB 40ms.....\$575  
TOAD 60 MB 24ms.....\$659  
TOAD 85 MB 24ms.....\$699  
TOAD 85 MB 28ms.....\$669  
TOAD 100 MB 25ms.....\$889

*For a 28ms version of a 40ms drive, please add \$20. For a 5.25" 360K 1/4" compatible floppy, or a second ST compatible 720K floppy add \$89. Please specify software or under-the-monitor style case - the price is identical.*

### ICD FA•ST!

FAST 85 MB 24ms.....\$709  
FAST 85 MB 28ms.....\$659  
FAST 50 MB 40ms.....\$559  
FAST 30 MB 40ms.....\$539  
FAST 20 MB 40ms.....\$519  
FAST 100 MB 25ms.....\$909  
FAST 200 MB 25ms.....\$1649  
FAST TAPE BACKUP.....\$769

*For a 28ms version of a 40ms drive, please add \$20. These drives use the same mechanisms as our TOAD drives, but come in a slightly smaller case.*



**TOAD COMPUTERS**  
556 Baltimore Annapolis Blvd.  
Severna Park, MD 21146

### Toadfile 44!

Toadfile 44.....\$799  
Toadfile 44 Magnum (3 Carts Total).....\$889  
Toadfile 88X (Double).....\$1429  
Toadfile 94 (44+50).....\$1169  
Toadfile 74 (44+30).....\$1099  
Toadfile 129X (44+85).....\$1249  
Toadfile 129Z (44+80).....\$1299  
Extra Cartridges.....\$89

*"I LOVE" the drive! All Spectre development is now being done on my Toadfile 44!" - David Small*

*Our Toadfile 44 removable cartridge hard drive has a 28ms access time, and uses 44MB hard disk cartridges. It's great for Mac & IBM emulation, or for a family, or just for unlimited storage!*

### Complete Two Year Warranty!

### Toadpole Internals

Toadpole 21 MB 25ms.....\$389  
Toadpole 42 MB 25ms.....\$449  
Toadpole 100 MB 25ms.....\$689

*These drives fit inside the Mega-ST series computers and provide a low cost convenient hard disk alternative. They use little power so they're easy on your Mac's power supply.*

Orders: (800) 448-TOAD  
Info: (301) 544-6943  
BBS: (301) 544-6999  
FAX: (301) 544-1FAX  
Call about our full line of Atari ST hardware and software! Prices reflect a 1% discount for cash. MD residents add 5% sales tax.

## MEMORY UPGRADES

### FOR ATARI ST & MEGA II

	4 MEG	2.5 MEG	2 MEG	1 MEG
MEGA II	270.00	*	*	*
1040 ST	480.00	270.00	*	*
520 ST <sup>™</sup>	480.00	270.00	*	95.00
520 ST	480.00	*	270.00	95.00

Prices include RAM chips, installation, 6 month warranty! 24 Hrs turn around for mail orders, or "while you wait" for carry in. Don't take chances with solderless RAM upgrades. We use soldering on all connections of our upgrades to insure long lasting quality of contacts.

Memory Upgrade prices subject to change due to market fluctuations. For more information and latest prices please call:



**COMPUTROL INDUSTRIES**

35-28 33rd STREET  
ASTORIA, NY 11106  
(800) 477-2131  
(718) 392-5852  
FAX: (718) 392-4136

Boost productivity and processing power of your ST with Turbo 16 Accelerator.....299.95  
Automatically set system time and date with internal real time Clock/Calendar.....59.95

For maximum storage capacity and flexibility get internal or external Single to Double Sided Drive upgrade.....115.00

Model 001 0181

# DESKTOP PUBLISHING: AN INTRODUCTION

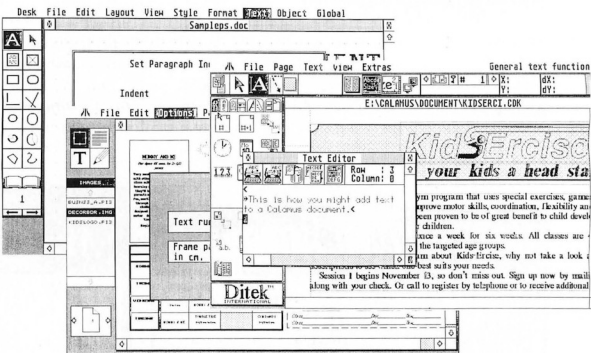
BY DAN FRUCHEY, START WORD PROCESSING / DESKTOP PUBLISHING EDITOR

Since its introduction five years ago, desktop publishing has become the third most popular application for which a home computer is used (preceeded only by word processing and databases). One industry source claims 40 percent of all personal computer users own DTP software (pirated copies of the software probably make that figure much higher). With current popularity and market growth that suggests a promising future, DTP will continue to play an important role in the way we use computers.

## What is Desktop Publishing?

Desktop publishing is still a new concept and most sources only provide a rough definition of its purpose. It's not hard to understand the confusion. Desktop publishing employs terminology and concepts familiar to publishers and computer users alike, but it combines them in a new way. The result is a hybrid that is difficult to classify. Think about it. Before reading further, can you provide a coherent description of DTP that won't leave a layman floundering in confusion?

How about this: Desktop pub-



lishing is an integration of computer and publishing technologies that lets you produce high quality documents quickly and easily at a fraction of the cost normally charged by most commercial services.

This definition can be expanded upon greatly, but it simply states the case. Desktop publishing encompasses most types of hardware and software. It's not, as some individuals seem to think, simply a page-layout program used to design and print pages. DTP systems use a variety of software including word processors, draw-and-paint programs, CAD packages and page-layout programs. It combines comput-

er hardware to increase its power and versatility, including scanners, high-resolution monitors, hard disks, laser printers and more.

## Why Desktop Publishing?

There are many reasons that DTP systems have flourished in the last five years. Some of the primary reasons users embrace DTP include:

*Cost Effectiveness:* When you break down the per-page cost you'll find that DTP is extremely inexpensive when compared with other options. Many commercial publications use DTP systems to produce preview copies of documents for examination by writers and editors.



One large publishing house noted a savings of \$200,000 annually when they began employing DTP systems in-house. One person can produce quality documents without the assistance of layout specialists and other technical staff, thereby saving money on salaries, office space, etc.

*Faster Production and Timeliness:* Creating documents by yourself can dramatically decrease production time. Instead of waiting hours for a backlogged printing house to produce a report or sales presentation, you can print it yourself. When you can create page layouts yourself, you spend less time telling a printer what you want, it reduces foot work and lets you make last-minute changes without returning to the print shop.

START magazine is now produced on an Atari DTP system. It helps reduce our lead time by about a month, making issues more timely than before. Likewise, a DTP system will help businesses produce documents that meet the needs of clients in a more relevant manner. Instead of pencilling in data on a brochure because the old copy is outdated, you can quickly print a new version with your changes. When a customer wants revisions in a layout, a few minutes of work will let them see an actual copy of what will be printed.

*Quality:* Documents you produce with a word processor generally rely on a printer's built-in font set or a limited range of fonts included with the software. Page-layout programs include a wider range of fonts in a variety of sizes and styles that word processors can't access. Graphics can be imported, lines and boxes can be added and each component can be precisely placed without the telltale signs of cut and paste. DTP systems produce camera-ready copy that is identical to the final version which means, no more mockups to

approximate the finished product.

*Control:* When a document is finished it looks exactly the way you want it to, not the way a layout artist or editor thought you wanted it. From the size of the headline to the font style and line width used, DTP lets you display your message in exactly the format you want. If the printout is inadequate, you can make some quick changes and print it again.

*Satisfaction:* Doing it yourself can be enjoyable. It is a creative form of self expression that can be used for virtually any type of document. DTP requires a little patience but the results are quite pleasing. I actually find that DTP is

## **Desktop publishing is the third most popular computer application.**

fun (unless I'm approaching a deadline) and the compliments I get on the catalogs and manuals I produce are quite satisfying.

### **Who Uses Desktop Publishing?**

Small businesses have embraced the technology more firmly than any other group. Many businesses that can't afford to patronize a print shop can still add DTP capabilities to their existing computer system at a reasonable price.

Educators are avid fans of DTP as the quality documents they produce can be directed to a specific group of students and help improve grades and increase comprehension.

Home computer users desire DTP systems to produce documents such as garage sale flyers, school reports and church bulletins. Documents are more likely to be read when they are carefully prepared with a variety of fonts and graphics.

The general public frequently uses DTP services. Dataquest, a marketing research firm, reports

that the demand for these services has risen from \$2.5 million in annual sales in 1985 to an estimated \$5 billion in annual sales in 1990. The growth in this field is staggering as people realize the savings and potential benefits of DTP.

### **Desktop Publishing Systems**

Once you've made the decision to go DTP, consider the various systems based on quality, support, service and price.

One of the fastest, most versatile and professional DTP systems available bears the Fuji symbol. It runs the same 68000 microprocessor used by the Macintosh and, unlike the IBM, it can perform DTP without adding on special cards or interpretive software. Best of all, an entry-level system costs under \$2,000.

In the ST, Atari has produced a machine that was made for DTP. It's fast, easy to use, flexible and on a system that includes a laser printer, pages come flying out in as little as 30 seconds. The ST is a DTP workhorse that outshines the competition at a fraction of the price.

### **The Survey Says...**

In the START Reader's Survey conducted in the May 1990 issue, we received many requests for more coverage of DTP. It seems that many of us have the same idea and are using our ST DTP systems to their utmost. Beginning with this issue we'll cover Atari DTP from start to finish - every month. We'll also discuss the latest in word processors and even throw in a hint or two on how to use them more efficiently.

Next month we'll discuss DTP system configurations and software. ■

*Word Processing/Desktop Publishing Editor Dan Frucbey is a paramedic, computer junkie and sometimes writer who runs his own DTP business on the side.*

# GALACTIC MERCHANT

*Beginning in the late 20th century, the world fell into the grip of a severe economic depression that lasted a hundred years. But the perfection of space travel in the latter part of the 21st century spawned a new breed of capitalist poised like a hungry tiger to pounce on the emerging interplanetary trade boom. These “galactic merchants” are now the watchdogs of the airwaves, listening for buy-low, sell-high options, and are*

*renowned for braving interstellar pirates and meteor showers — anything to get a good deal! Now’s your chance to join in all the fun.*



BY MARK BUTLER



sure that SHIP.PI1 and MERCHANT.PRG are in the same folder. To start the program, double-click on MERCHANT.PRG.

After a few moments, the title screen will appear with five options. Click on INFORMATION ABOUT HOW TO PLAY for a brief description of game mechanics. INFORMATION ABOUT GAME LOGIC discusses how the game calculates values and gives you a few tips on strategy. Choose either the EASY or HARD level. Click on START GAME to begin to trade.

### Tools Of The Trade

You start the game with your ship in orbit. On the screen is your control panel. The large window in the center of the panel displays a map, radio announcements and various economic data as you call for it. The small buttons along the sides of the window describe your view: ALPHA, MAP, VIEW, SHIP and TACT.

Above the window are two rectangular boxes. The left box displays your account balance in the galactic bank. The numbers glow red if you fall into debt. The right box details your ship loan, the amount you owe and the number of months until your next payment is due. Late payments result in service charges. If you get too far behind, your ship can be repossessed.

Along the bottom is the console with buttons that are readable only when their functions are executable. A message box sits above the buttons.

The buttons are:

**TAKE OFF:** This button engages the computer-controlled take-off sequence. Just sit back and enjoy. You can only take off from a planetary surface, which you can see through the large window. After lift-off you will be in orbit around the planet.

**LAND:** This button engages the computer-assisted landing sequence. A tactical display to the right of the window depicts your descent. The large window displays an aiming box. If the planet has a starbase, it will land your ship automatically with its homing signal. If there is no starbase or you have a damaged

**If you make it to  
Venus before your  
competitors, a  
handsome profit  
will be yours.**

computer console, an auxiliary door opens in the window. It has four arrow keys; you must use them to keep the aiming box inside the safe zone.

**BUY:** You can buy merchandise from any planet. Click on BUY and the large window displays all their stock available. To buy an item, simply click on it with the left mouse button. Then decide in which of your ship's four cargo bays to store it. If the bay is green, you can store cargo in it.

**SELL:** You may also sell merchandise to any planet that wants it. Click on SELL and the large window displays your four storage bays, with their contents. It also displays your purchase price and what the planet will pay for them. On the Easy level it displays the percentage of your profit. To sell an item, click on it with the left mouse button. The storage bay is automatically unloaded and your bank balance increased. If the planet doesn't want your wares, the item will be followed by a series of dashes.

**COMPUTER:** Your ship's computer has several useful functions. The Easy level presents you with a selection screen.

**RADIO:** Click on RADIO to read excerpts of news items. These inform you of significant changes in the production or consumption of planetary merchandise and keep you aware of the best interstellar deals. This button glows red when the news changes.

**WARP:** WARP speed is functional only after you're in orbit. The large window displays a galactic map. The planet you are currently orbiting is highlighted in red; any planets mentioned in current radio broadcasts are in yellow. Left-click to warp to a planet, or right-click on the planet to get information about it. On the Easy level, you get a complete description of all the planet's imports and exports, as well as whether or not it hosts a starbase. On the Hard level, or if your computer console is damaged, you only get the planet's name. If the planet has a starbase, the name is yellow; if it doesn't, the name is red.

The green dashed circle centered around your ship represents the distance you can travel on your fuel. The radius depends on the game level, the status of the engines and your fuel level. You can order your ship to travel past your fuel limit though this is not recommended. Purchase fuel at any starbase.

**DEFEND:** This button is not available to you. The computer console automatically engages a defense when danger occurs during hyperspace transit. There are two dangers: meteor showers and pirate raiders.

There isn't much you can do in a meteor shower; the ship's relative speed is too fast for human reactions. The computer console connects your ship's sensors to shields and

drives and tries to avoid everything. All you can do is hold on!

Your ship's sensors can detect distant pirate ships, however. The large window depicts a tactical display, with your laser's energy level on the right and the enemy ship and aiming box in the center. Try to aim your shot with the box, moving it over the pirate and firing with the left mouse button. Driving pirates away requires several successful hits. If you can't make them leave, they will board your ship and steal all your cargo. And you better have cargo; if you don't have any booty, they'll probably destroy your ship.

**STATUS:** The STATUS button gives you a schematic display of your ship. Green, yellow and red boxes outline each significant area of your ship. Green means the area is functional; yellow means it's damaged and red means the area is completely destroyed. The STATUS button turns red when changes occur.

**STARBASE:** On the surface of a planet, you can try connecting with the local starbase. If the starbase answers, your options are listed in the large window. You can purchase fuel, order robots to repair your ship, and make electronic payments. On the Hard level, you can also upgrade parts of your ship.

### Galactic Economics

There are 20 planets in Galactic Merchant. Each planet is a major or minor exporter or importer of goods in 10 categories. When an exporter increases production, the price drops. The reduction is based on the average price of the product on all planets. When an exporter decreases production, the price of the product inflates. When an importer increases demand of a product, the price increases and with a reduction of demand, the price plummets.

### Interstellar Trading Tips

Watch the airwaves. Buy merchandise during a massive increase in production; it could mean discounts. For the big money, sell during an increase in demand.

Watch your fuel level. Many merchants have discovered only too late that none of the planets in their small, green, fuel circle has a starbase

on it.

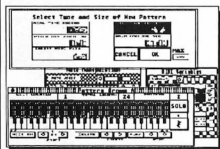
Avoid pirates and meteor showers and remember: the customer is always right.

Good luck.

**Mark Butler is a Computer Systems Specialist at Chevron in Richmond, Calif. This is his first program for START.**



= Creative Software for Creative Minds!



"M"



Music Mouse

**M<sup>m</sup>** is an amazing interactive, composing, and performing instrument. It has a truly unique graphic interface and the music it creates have made it a favorite of musicians and performers world-wide. On-screen sliders control velocity range, note density, note order, and time distortion for up to four separate voices and MIDI channels. **M** has drum sync, MIDI file support, and independent channelization.

**Music Mouse<sup>em</sup>** is an "intelligent instrument" written by programmer-composer Laurie Spiegel that uses the mouse in conjunction with the computer's keyboard for full real-time control over up to four MIDI musical sound sources. Mouse movements are used to change the position of four lines on a grid, which translates to music. **Music Mouse** is a truly enjoyable introduction to beginning computer music.



**Dr. T's**  
MUSIC SOFTWARE, Inc.

220 Boylston Street, Suite 206, Chestnut Hill, MA 02167

Demo disks available for \$5 each.

# DESIGNING PROGRAMS

## Five CAD Packages Compared

BY MARIO PERDUE

**A**s a computer-aided design professional, I have always been intrigued with what is available on microcomputers for use in the CAD/CAM arena. Some quite excellent programs are already on the ST, five in fact. In the following comparison, we'll take a look at these packages and see how well they compare to the high-end systems that I am familiar with.

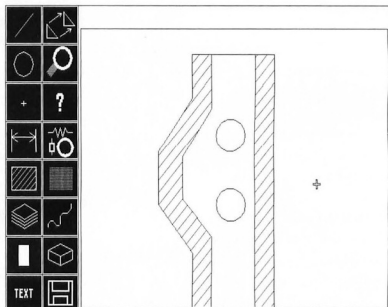
My background includes 12-plus years in the CAD/CAM industry, working mostly with Computer-*vision* minicomputers and workstations. This experience has certainly affected my perception of what a CAD system must have to be considered a professional design tool. To be a complete package, a CAD system has to be packed full of features, the interface must be intuitive and easy to use and above all, it must be fast.

This comparison is in two parts. Part 1 provides a short description and my overall impression of each program. Part 2 is a series of comparison charts, the result of very rigorous testing.

### Athena II Version 2.0

Athena is probably the oldest CAD package on the ST. The package I

Athena

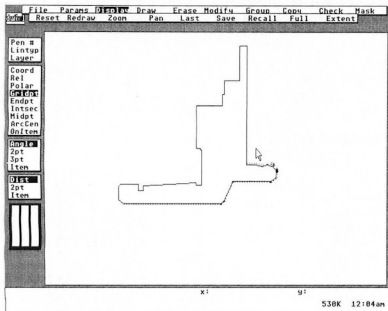


tested was a beta of version 2.0. Unfortunately, a manual did not accompany the program, so I had to rely on my own resources to find a solution anytime something appeared to be missing.

Fortunately, the program is very easy to learn. Athena's user interface is reminiscent of a paint program. You're presented with a series of icons along the left side of the screen which select the major functions. Once a function is selected — lines for instance — a submenu pops up in the center of the screen that lets you set the specifics of the command. Since this type of interface is common to many GEM applications, ST users

will feel at home with it. However, when working in a drafting environment, I find this to be slightly annoying. I prefer to have the graphics I am working on visible at all times. Having my design obscured periodically tends to break my concentration.

There were many capabilities that I feel are necessary for professional drafting which are not available in Athena. For this reason, I would not recommend it for drafting. It may be a good choice for engineering sketches, especially if the bugs can be worked out of the DXF converter. Having DXF would let you take an engineer's drawing and import it into a more full-fea-



## Drafix

menus and have keyboard equivalents. Fortunately the choice of key-stroke normally makes sense (for instance 'E' snaps to the end of an entity).

I didn't encounter any problems with CADjA in the short time that I used it. It seems to be a fairly solid, bug-free product. Once the manual is completed, this program will be a strong contender in the mid-priced CAD arena.

## Drafix

One of the better programs of the bunch, Drafix has capabilities second only to DynaCADD. The documentation is very complete and well organized and libraries are available (for a fee) to support many different applications.

Drafix was ported from the IBM and as such does not use the standard GEM interface. However, the interface is easy to use so this doesn't cause any real problem. The only irritant is that it is assumed that you use a three-button mouse. The right button serves as the middle button and both buttons as the right button (the left button is, of course, the left button).

Overall, Drafix is an excellent package for home and small-business. Unfortunately, Foresight has decided to publish no further upgrades or enhancements. ▶

tered drafting package. Athena II, however, is a good choice for home use, or if you have limited drafting needs and/or a tight budget.

## BeckerCAD ST

BeckerCAD is a German import. It has a reasonable collection of features and performed well in the timing tests, placing second in overall speed. Abacus has done a competent job translating the manual into American (as opposed to English, which isn't always the same thing). It is well written and does what it's supposed to do; it tells you how to use the program.

BeckerCAD is the only package to come with supporting libraries, including electronic schematic, hydraulic/pneumatic and architectural applications. If your design needs are in one of these areas, a large amount of the groundwork has already been done for you.

There is nothing about BeckerCAD that I found difficult to use. The user interface is easy to learn. It won't take you long to draw that room addition or that model rocket you've been wanting to build for the last several months. For most personal and even some small-business uses BeckerCAD will suffice.

## CADjA

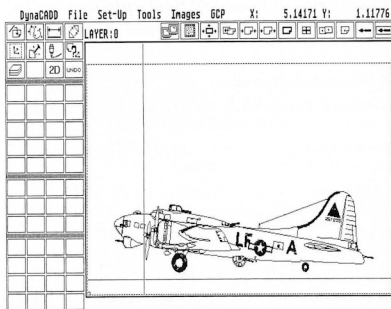
This program is so new (in this

country) that it almost didn't make it into this comparison. The copy I evaluated was a partially-disabled demo version. Features and performance place it in the same category as Drafix and BeckerCAD.

The user interface is somewhat like DEGAS in that the command menu fills the entire screen and is toggled with the right mouse button. As with Athena, I found this to be annoying. However, the icons are fairly well-designed and their arrangement on the screen is somewhat logical.

Some commands and modifiers are available only through keyboard entry. This includes things like snapping to the end point or midpoint of a line. Again, I found this to be irritating. I think it would be better to support these functions with

## DynaCADD



**DynaCADD**

DynaCADD is, without a doubt, the best CAD program on the ST. It is also the best CAD program that I have seen running on any microcomputer. It comes closer to having all the features of a major CADDs package than any other PC-based system I have ever used. And it's fast. In many cases, faster than CADDs 4X, a very high-end drafting machine.

DynaCADD supports both 2D and 3D entity types, the only ST program to do so. This makes it possible to look at a part from any angle to help visualize its shape. Four different views of a 3D model can be displayed on the screen at any given time. These views can be mixed with 2D graphics for dimensioning, etc.

The documentation supplied with DynaCADD is excellent. It includes both a 2D and 3D tutorial and a complete command reference. Each command includes a clear example of how it is used from the icon interface as well as from the command line.

DynaCADD is the only CAD program that I would not hesitate to recommend for professional use (it's a bit expensive for home use). I have used it in a production environment on 3D applications and it performed beyond my expectations.

**About the Comparison Charts**

Table 1 is a comparison of the major features of each of the programs.

Table 2 shows the results of the timing tests. The Part used in these comparisons consisted of 3,744 2D entities (including 3,328 lines and 416 circles).

All ST software was run on a Mega 2 (.5 MIPS) with a monochrome monitor, math coprocessor and 40MB hard disk. The tests on CADDs 4X were run on a Sun Microsystems 3/160 (2 MIPS) workstation with 16MB RAM, a 19-inch color monitor, graphics accelerator, FPU, math coprocessor and two 515MB hard disks. ■

*This is Mario Perdue's first appearance in START.*

**Products Mentioned**

**Athena II Version 2.0**, \$149.95. Iliad Software Inc., 1470 S. State St., Orem, UT 84058, (801)226-3270.

**BeckerCAD ST**, \$95. Abacus, 5370 52nd St. SE, Grand Rapids, MI 49512, (616)698-0330.

**CADjA**, Call for price. Rio/Datel Computers, 3430 E. Tropicana Ave. #67, Las Vegas, NV 89121, (800)782-9110.

**Drafix**, \$195. Foresight Resources Corp., 10725 Ambassador Drive, Kansas City, MO 64153, (800)231-8574.

**DynaCADD**, \$995. ISD Marketing Inc., 2651 John St., Unit 3, Markham, Ontario L3R 2W5, Canada, (416)479-1880.

**PROGRAM FEATURES**

	Athena	BeckerCAD	CADjA	Drafix	DynaCADD	CADDs 4X
Retail	\$149	\$95	Call	\$195	\$995	\$20,000+
<b>Insertable Entity Types</b>						
LINEAR						
Points	Y	Y	Y	Y	Y	Y
Lines	N	Y	Y	Y	Y	Y
Chamfers	N	N	Y	Y	N	Y
Rectangles	Y	Y	Y	Y	Y	Y
Polygons	N	Y	Y	Y	Y	Y
Strings	N	Y	N	Y	N	Y
CURVES						
Circles	Y	Y	Y	Y	Y	Y
Arcs	Y	Y	Y	Y	Y	Y
Filletts	Y	Y	Y	N	Y	Y
Ellipses	Y	Y	Y	Y	Y	Y
Elliptical Arcs	Y	Y	N	N	Y	Y
Hyperbolas	N	N	N	N	N	Y
Parabolas	N	N	N	N	N	Y
Splines	N	N	N	Y	N	Y
B-Splines	Y	N	N	N	Y	Y
Bezier Curves	N	N	N	N	Y	N
Nurbs	N	N	N	N	N	Y
DIMENSIONING						
ANSI Standard	?	N	N	Y	Y	Y
DIN Standard	?	Y	Y	N	N	Y
JIS/ISO Standard	?	N	N	N	N	Y
Linear	Y	Y	Y	Y	Y	Y
Ordinate	N	N	N	Y	N	Y
Radius	Y	Y	Y	Y	Y	Y
Diameter	Y	Y	Y	Y	Y	Y
Angular	Y	Y	Y	Y	Y	Y
Feature Control Symbols	N	N	N	N	N	Y
Datums	N	N	N	N	N	Y
Labels	Y	N	Y	N	N	Y
Detail Balloons	N	N	N	N	N	Y
TEXT						
Text Font Editor	N	Y	N	N	Y	N
DTP Fonts	N	N	N	N	Y	N
User Selected Fonts	N	Y	N	Y	Y	Y
User Selected Height	Y	Y	Y	Y	Y	Y
User Selected Width	N	N	N	Y	Y	Y
User Selected Angle	N	Y	Y	Y	Y	Y
User Selected Slant	N	N	N	Y	Y	Y
Text Justification	N	N	N	Y	Y	Y
True Character Kerning	N	N	N	N	Y	N
Proportional Spacing	N	Y	N	N	Y	Y
Constant Spacing	Y	Y	Y	Y	Y	Y
OTHER						
2D-Solid	Y	N	N	Y	Y	Y
Figures	Y	Y	Y	Y	Y	Y
Subfigures	N	N	N	Y	Y	Y
Cross Hatch	N	Y	Y	Y	Y	Y
Pattern Hatch	Y	Y	N	Y	Y	Y
Centerlines	Y	N	N	Y	Y	Y
LOCATION & ENTITY SNAP						
Mouse Location	Y	Y	Y	Y	Y	Y
Absolute	Y	N	Y	Y	Y	Y
Incremental	N	N	Y	Y	Y	Y
Relative	N	N	N	Y	N	Y
End	Y	N	Y	Y	Y	Y
On	N	N	Y	Y	Y	Y
Origin	Y	N	N	Y	Y	Y



	Athena	BeckerCAD	CADjA	Drafix	DynaCADD	CADD5 4X		Athena	BeckerCAD	CADjA	Drafix	DynaCADD	CADD5 4X
Intersection	Y	N	N	Y	N	Y	Group	N	Y	N	Y	Y	Y
Parallel To	Y	N	Y	Y	Y	Y	Offset	N	N	N	Y	Y	Y
Perpendicular To	Y	Y	Y	Y	Y	Y	Add Draft	N	N	N	N	N	N
Tangent To	Y	Y	Y	Y	Y	Y	Add Shrinkage	N	N	N	N	N	N
ENTITY SELECTION							Remove Shrinkage	N	N	N	N	N	N
Single Entity	Y	Y	Y	Y	Y	Y	Map 3D To 2D	N/A	N/A	N/A	N/A	Y	N
All Entities	N	N	N	Y	Y	N	PLOTTER SUPPORT						
Inside Window	N	Y	Y	Y	Y	Y	HPGL	N	Y	Y	N	Y	Y
Outside Window	N	N	N	Y	Y	Y	DMPL	N	N	N	N	Y	Y
Inside Poly Window	N	N	N	N	N	Y	Custom Drivers	N	N	N	N	Y	Y
Outside Poly Window	N	N	N	N	N	N	Scaled Plots	N	N	Y	Y	Y	Y
Last Entity	N	N	N	N	Y	N	Plot To Disk File	N	N	N	N	Y	N
By Layer	N	N	Y	Y	Y	Y	Background Plotting	N	N	N	N	Y	Y
By Color/Pen Number	N	N	N	Y	Y	N	Plot To Fit Device	N	Y	N	Y	Y	Y
By Style Or Weight	N	N	N	N	Y	N	PRINTER SUPPORT						
By Chaining Entities	N	N	N	N	Y	Y	Epson 9-Pin	Y	Y	Y	Y	Y	Y
By Type	N	N	N	Y	Y	Y	Epson 24-Pin	Y	Y	Y	Y	N	N
ENTITY & DRAWING INFO							Laser Printer	Y	Y	Y	Y	Y	N
Measure Distances	N	Y	Y	Y	Y	Y	Postscript Compatible	N	Y	N	N	Y	N
Measure Angles	N	Y	Y	Y	Y	Y	Encapsulated Postscript	N	N	N	N	Y	N
Measure Perimeters	N	N	N	N	Y	Y	FILE FORMATS						
Measure Areas	N	N	N	N	Y	Y	DXF	Y	N	N	N	Y	N
VERIFY							ASCII	Y	N	Y	Y	Y	N
Location	Y	N	Y	Y	Y	Y	IGES	N	N	N	N	N	Y
Style	Y	N	N	Y	Y	Y	PDES	N	N	N	N	N	Y
Slant	N	N	N	Y	Y	Y	LINE WEIGHTS/STYLES						
Rotation	N	N	N	Y	Y	Y	User Widths	Y	N	N	N	N	Y
Extents	N	N	N	Y	Y	Y	User Styles	N	N	N	N	Y	Y
Drawing Parameters	Y	N	Y	Y	Y	Y	GRID						
ENTITY TRANSFORMATION							User Selectable Grid	Y	Y	Y	Y	Y	Y
Move	Y	Y	Y	Y	Y	Y	Grid On, No Snap	Y	N	Y	Y	N	Y
Copy	Y	Y	Y	Y	Y	Y	Grid On, With Snap	Y	Y	Y	Y	Y	Y
Delete	Y	Y	Y	Y	Y	Y	COLOR SELECTION						
Mirror	Y	Y	Y	Y	Y	Y	Color By Layer	Y	N	N	N	Y	Y
Stretch	N	N	Y	Y	Y	Y	Color By Type	N	N	N	N	Y	Y
Scale	Y	N	Y	Y	Y	Y	Color By Entity	N	N	N	Y	Y	Y
Rotate	Y	Y	Y	Y	Y	Y	MISCELLANEOUS						
Blank	N	N	N	Y	Y	Y	Plotter Driver Editor	N	N	N	N	Y	Y
Unblank	N	N	N	Y	Y	Y	Math Coprocessor Support	N	N	N	N	Y	Y
Trim To Location	N	N	Y	Y	Y	Y	Graphics Accelerator	N	N	N	N	N	Y
Trim To Corner	N	Y	Y	Y	Y	Y	Notes 1. No accelerator exists for the ST. 2. DynaCADD supports color, but requires optional high-resolution color monitor.						
Trim To Intersection	Y	Y	Y	Y	Y	Y							
Trim Multiple	N	N	N	N	Y	Y							
Divide At Location	Y	Y	Y	Y	Y	Y							
Divide No. of Times	N	N	Y	N	Y	Y							
Revolve	N	N	N	N	Y	Y							
Sweep	N	N	N	N	Y	Y							

## TEST-PART RESULTS

	Athena	BeckerCAD	CADjA	Drafix	DynaCADD	CADD5 4X
File Size	303344	191919	— <sup>1</sup>	100015	280006	414720
Time to Activate Part	1:43.00	0:37.85	— <sup>1</sup>	0:59.71	0:28.29	0:24.51
Time to Repaint Screen	1:29.95	0:27.21	0:40.56	0:31.64	0:09.77	0:06.74
Time to Regenerate Part	N/A	N/A	N/A	N/A	0:09.92	1:09.20
Move Group of Entities	— <sup>2</sup>	0:24.11	0:30.64	0:49.48	0:10.72	1:49.24
Copy Group of Entities	— <sup>2</sup>	0:20.15	0:22.61	0:30.59	0:10.73	2:10.50
Rotate Group of Entities	— <sup>2</sup>	0:03.20	0:08.52	0:08.29	0:02.55	0:12.06

Notes 1. CADjA was provided in a demo version only. The functions necessary for this test were disabled. 2. Athena was not able to select by window, which made entity selection too time consuming to include in this comparison.

# PIXELS AND BYTES

## Basic ST Graphics

BY ANDREW REESE, START GRAPHICS EDITOR

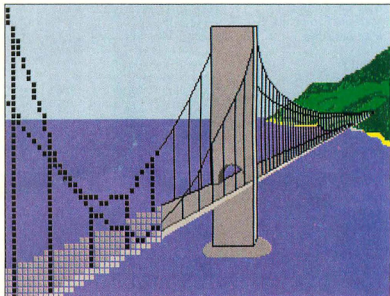
**W**hen the computing world first saw Atari's ST in 1985, most commentators were delighted to see such graphics power in a reasonably priced machine. Now, five years later, ST graphics are still quite acceptable; indeed, except for hardcore graphics junkies, ST owners are happy with what the little gray box can do. In this column in the months to come, we're going to take a look at the graphics that made the ST so popular — what they are, how to use them and what's coming.

We're going to begin with a review of some basic computer-graphics principles and how the ST handles graphics and displays images. If this sounds old hat to you, stick with us for a few paragraphs; we just may surprise you.

### Color and Monochrome

Like most personal computers, the ST can display images in both color and monochrome (black-and-white). But unlike most computers, Atari can drive either type of display right out of the box. On an IBM PC or clone, you have to specify which type of display you

The left side of the Golden Gate Bridge has been distorted to demonstrate the difference in smoothness due to resolution.



want and then pay for a display card and monitor to fit your needs. The situation in the Macintosh world is even worse: color is not even available on the vast majority of Macs. If you want Mac color, you have to be prepared to pay big bucks for a Mac II-series machine. It's the reverse on the Commodore Amiga; it was designed as a color machine from the start.

So the ST is a pretty unique bird, as graphics go. Moreover, the ST offers two color-graphics modes, not just one. This is nice and versatile, but you may have asked

yourself why Atari chose these particular modes. To understand why, we need to take a look at how the ST manages its color display. (Don't worry, we aren't going into great detail at this time; let's just take the first few steps now.)

### Picture Elements

Every computer display you're likely to see these days uses the concept of pixels, or picture elements. Pixels are an arbitrary division of the computer display screen into a matrix of  $x$  pixels across by  $y$  pixels down. Atari's color display is either

320 pixels across by 200 pixels down (low resolution) or 640 pixels across and 200 pixels down (medium resolution). The monochrome ST display is 640 pixels across by 400 pixels down.

In the last paragraph, we used the word arbitrary to describe the division of a computer display into pixels. In truth, it's far from arbitrary. A large number of factors go into choosing the screen display size – from processor speed, memory size and storage availability to display sync rate and bus width. Engineers must balance the need for the best possible display against the very real component costs of increased system speed or data-transfer rate. The higher the resolution (the more pixels across and down), the greater the number of data bits that represent that image within the computer's memory and the larger the file size for stored images. And that means more random access memory (RAM) chips and larger storage devices. In other words, more money.

As an example of how image size has long been related to computer memory (and cost), remember Atari's first 8-bit computers, the Atari 800 and 400? They came with eight kilobytes of RAM – that's right, 8K! And if you wanted to bring an 800 all the way up to a whole 32K, it only cost \$800 or so, about what a 1040ST costs today. And for all that money, you could have just barely fit a single ST image into it.

Today, things are a bit different. RAM chips are relatively cheap and STs can store many images in memory at once. But the same cost vs. image quality equation still holds. Today's super-duper high-resolution image-processor systems

## A large number of factors go into choosing screen display size – from processor speed to display sync rate.

typically use a "true color megapixel" display. That's 1,024 pixels across and 1,024 pixels down with 32 (or 24) bits of color information per pixel. A true color megapixel image with no compression will require some 4MB of memory or disk space. And so we're in the same position as the Atari 800 owners who could barely fit an ST image into their RAM: We could barely fit a true color megapixel image into a Mega 4's memory!

And just think about trying to move those 4MB images through a computer at any kind of speed. If you wanted to feed 30 frames per second of true color megapixel images to a monitor (30 fps is the typical television video frame rate), that would mean approximately one billion bits of data to be transferred each second! How could your ST's poor old 68000 central processor keep up? It clocks out at only about 8,000,000 single operations per second and even assuming that the 68000 could move a full 16 bits of data from memory to display with each clock tick, that would still be only about one-eighth of the speed necessary.

**Every computer display uses the concept of pixels, or picture elements, which divides the display into a matrix.**

## Everyone Wants More Bitplanes!

In the last section, we mentioned a true color display having 32 bits of color per pixel. What does that mean? Let's back up and start with monochrome displays; they're easier to

understand. If we look at a typical monochrome display like the Atari SM124, it can have exactly two different colors on the screen, black and white. Every shape is actually composed of a combination of tiny black and white dots, or pixels, even gray-looking shaded fill patterns. Since the human eye can't distinguish between the tiny dots from a distance, they appear to blend together into a uniform gray color.

You must always remember that we're dealing with digital computers that, at their lowest level, only understand the binary number system. Binary numbers are made up of 1s and 0s and are based on the powers of two. Briefly, places in the binary system are assigned as follows, up to a decimal value of 64:


Our monochrome choice of just two colors, can be represented by a single bit of data that takes either a 1 or 0 value. Eight bits make up a single byte, so we have the following arithmetic for a monochrome image file:

640 pixels across X 400 pixels down = 256,000 total pixels  
256,000 pixels X one bit per pixel = 256,000 bits of data  
256,000 bits / 8 bits per byte = 32,000 bytes of data

# FREE DISK!

That's right! With your paid trial subscription to **START**

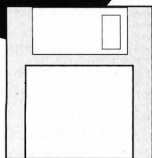
6 issues for only \$39.95  
or 12 issues for \$79.95

We'll send you this month's disk absolutely **FREE!**  
(a \$12.95 value)

Call 800-234-7001  
for your free disk today

## ON DISK THIS MONTH!

BoinkOut  
Galactic Merchant  
Make It Move  
ReSTART



## The engineers knew Jack Tramiel wanted to produce a great graphics machine at a low price.

how fast they could move image data through their theoretical ST, knew how larger image sizes run up costs in all parts of a computer and knew

And surprise, surprise! Each and every uncompressed monochrome ST image file is 32,000 bytes, plus some additional bytes for certain other information. (Before you read on, try working out the math for a medium- or low-resolution color image.)

Medium-resolution color mode has four colors and, therefore, needs to have just enough bits assigned to each pixel to give four choices. It only takes two bits to give those four choices (which would look like 00, 01, 10 and 11).

640 pixels across X 200 pixels down = 128,000 total pixels  
128,000 total pixels X two bits per pixel = 256,000 bits of data

Well, here we are again with 256,000 bits or 32,000 bytes of data per image.

Low-resolution color requires that each pixel be represented by enough bits to give 16 color choices. Looking at the table above, you can see that it requires four bits of color per pixel to give those 16 choices.

Now the math looks like this:

320 pixels across X 200 pixels down = 64,000 total pixels  
64,000 total pixels X four bits per pixel = 256,000 bits of data

The same answer: 256,000 bits equals 32,000 bytes of data per image.

Now if you think that these numbers are the result of a series of remarkable coincidences, you're wrong. Atari's engineers knew the clock speed of the 68000, knew

that Jack Tramiel wanted to produce a great graphics computer at a low price. The engineers decided on the ST's three current modes to strike the best balance of performance and cost then available.

And what are those bitplanes we mentioned in the subhead above? Well, each set of bits per pixel can be visualized as a row of 1s and 0s stretching back behind its associated pixel in place on the screen. All of the first set of bits back from the screen would be in a single plane and all of the 32nd bits back would be in the 32nd bit plane. And that's why you hear of bitplanes and why the more you have, the better! By the way, you'll also hear of color being referred to as, "16 bits deep." If you think of the string of 1s and 0s behind each pixel, you can figure out where this phrase came from.

### Next Time

Next time, we'll go deeper into bitplanes and look at other types of displays. Before we do, though, try calculating the exact number of data bytes in the megapixel display we talked about above. And, assuming that we need 24 of those 32 bits per pixel for color information, how many possible colors can we display at once on a single screen? (Careful, there's a trick here!) ■

**Andrew Reese is the START Graphics Editor and was Editor of START for nearly two years. He's now the manager of the multimedia technical publications department of a large San Francisco Bay Area software firm, and still loves his ST.**



# OF GODS AND GARS

## In Which Laurence Reassembles Dad And Defenses


### Eye Of Horus

REVIEWED BY MATT LAURENCE

Thousands upon thousands of years ago, when men were real men, women were real women and hawk-headed humanoid demigods were real hawk-headed humanoid demigods, the Egyptians created shrines of mind-boggling size to the beneficent deities that watched over them. Of these gods, King Osiris, god of life and the living, was the kindest and most beloved, embodying all of life's most benevolent forces. The only one who didn't share these feelings was Osiris' half-brother, Set. Set, once a revered god, had since been overshadowed by his half-brother and (as embodiments of night and evil are wont to do) swore to destroy him

### AT A GLANCE

Game	Eye Of Horus
Type	Role-Playing Adventure
Company:	Britannica Software 345 Fourth St. San Francisco CA 94107 (415) 546-1866
Price:	\$39.95
Requirements:	512K, color monitor
Summary:	Fair game with nice graphics, sound and Egyptian theme.



forever. By clever trickery (or perhaps some inside god-joke to which we are not privy), Set managed to trick Osiris into lying down in a chest at which point he nailed it shut, then sent it down the Nile to destroy him forever.

Osiris' wife, the beautiful goddess Isis, got wind of Set's mischief and of course would not have this sort

of foolishness. She retrieved the chest in time to save the dying king just long enough for a royal quickie, and thus was conceived a son. Osiris died in Isis' arms, and she hid the body in a tree to keep Set from finding and defiling it. Set, however, found the corpse and tore it into seven pieces to keep Osiris' spirit from resting peacefully. As long as

Osiris' spirit remains uneasy, neither he nor his family can be honored on the walls of the tomb in hieroglyphics. Now, years later, it is up to Osiris' son Horus, hawk-headed god of light and good, to retrieve the scattered pieces of his dad, return them to the burial chamber and give uncle Set a good sound thrashing once and for all.

### Where You Come In

With the burden of genealogy on your head, you set out as Horus in this new arcade adventure from *Fanfare*, Britannica Software's new entertainment division. Your job is

on the walls of the tomb that attack if you come too close.

For your part, you must travel through the corridors of the tomb, moving between them via elevators. Your major advantage in this game is that Horus has the ability to turn himself into a hawk at any point (except on an elevator), enabling him to gain more flexibility in movement and in offensive action. The hawk is much quicker and fires a more rapid stream of darts than the humanoid, but you must use the humanoid form to collect the necessary goodies on your journey.

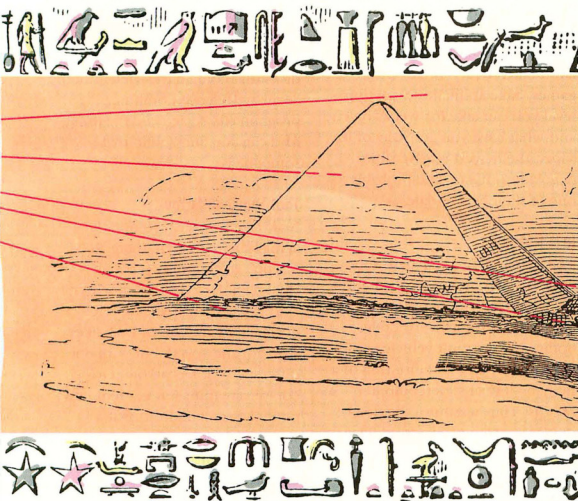
give you added powers, aid your quest, or give you extra life (the Amulet of the Steps is particularly useful - it maps your progress through the maze). Many of these amulets are necessary, and you must know the proper time to use each one, since you can only carry seven at a time. Finally, you must collect the actual body pieces and either bring them back to the burial chamber or summon Isis (with an amulet) to take them for you.

All of these items, while often extremely useful, may prove to be more trouble than they're worth - you see, the items are usually hidden among the living hieroglyphs that haunt and taunt you throughout the game. Some of the amulets require split-second timing to pick up without having your hair parted by flying axes or having a rabid duck nip your nose (no, I'm not kidding). This is more difficult than it seems, since you must be walking (e.g., not a hawk) to pick up any items you come across and Horus is no power-walker. He meanders along at a leisurely pace, making it difficult to dodge the fountains of knives that explode if you saunter too near.

Through trials and tribulations you must battle through the deepest, most unfriendly parts of the tomb until you have found and returned all seven bits of Osiris to his rightful place of burial. Then you must find the last key, seek out the chamber in which Set has hidden, fight off the serpent hieroglyphics that he has guarding him, and defeat Set himself to score the ultimate victory.

### Classy Eye

Eye of Horus is a classy game. The characters, story and hieroglyphs are based on authentic Egyptian mythology. The music is very atmospheric, lending to the feel of ▶



to enter the deep labyrinth of Osiris' tomb and reconstruct pop to save the family name. Set is enraged at your efforts and has turned himself into a dragon. He has holed up in the deeper, more dangerous parts of the tomb to await you and do you in before you can restore Osiris. In addition, he has used his magic to animate many of the hieroglyphics

Scattered throughout the tomb are a large number of useful thingamabobs that you must gather and use wisely. At the most basic level, some elevators must be unlocked before you can travel on them, and to unlock these you must find the properly colored key. In addition, there are amulets hidden amongst the hieroglyphics that can

the game, and the graphics are attractive and occasionally amusing. It is also a long game, however, and there is no save-game feature (though there is a pause key). In addition, it is very easy to die without accomplishing much — don't expect to get very far in your first few games; the evil guys are sneaky until you know where to look for them and the amulets don't look much like the pictures in the manual.

Other than these details, I had few problems. Some of the activation codes that serve as copy protection didn't work — I had to reboot and try another. This was simply bad planning; the fact that the disk bombed three days after I received the program was just bad luck.

None of these problems are enough to bury the game, however. Eye Of Horus an enjoyable game, with nice graphics and sound and a challenging mission. I had little chance to test it for lasting appeal, however, since it didn't last long enough for me to find out. Eye of Horus is a decent first offering from Fanfare.

### Day Of The Viper

REVIEWED BY MATT LAURENCE

Take one part classic maze-chase game (Pac Man will do); add two

## AT A GLANCE

Game	Day Of The Viper
Type	Action Adventure
Company:	Accolade Software 550 South Winchester Blvd. Suite 200 San Jose, CA 95128 (408) 985-1700
Price:	\$49.95
Requirements:	512K, color monitor, mouse
Summary:	Action-adventure melting pot slammer with style.



parts Dungeon Master; sprinkle with a modified dash of Tower Toppler; throw in a cup of hot, hip, happenin' shoot-'em-up; sift in a bit of a moderately trite, but very atmospheric SF plot; top it all off with the very best features from the latest batch of action-adventure games, bake at the hottest action level you can take for weeks on end and what have you got? Day of the Viper, the newest release from Accolade software and probably one of their best to date.

### In A Nutshell

The scenario, in a nutshell: some bonehead at the Rore Corporation created a super-duper race of androids with super-fast brains, bodies of an assault vehicle and the reasoning ability and intuition of a human — but at supercomputer speeds. Thus was born the first of the GAR — Genetic Android Race. Created to mine the asteroid belts and pilot starships, these androids were the perfect psychopaths.

Of course, they weren't supposed to be psychopaths, but the GAR soon began to develop a subtle side effect of the "neurosynthetic melding" process: pain. Unhappy with this situation, GAR-1 (the most powerful and influential of the GAR) flipped out, declaring war on biological organisms of any kind. For 300

years now, GAR and his powerful army of antibiological robots have been smashing the Sun League Defense Force (SLDF) in their never-ending quest for death, chaos and the end of organic life everywhere.

In their headquarters, the SLDF has put together prototypes of weapons and shields that at least match GAR's arsenal, if not surpass it. Armed with this technology, carbon-based lifeforms (like us) could defeat these rustbuckets and get on with life. But GAR has taken over the SLDF complex and destroyed the program in the main Security Defense Computer and the last hope of defeating GAR has crumbled to iron filings. Someone has to sneak in there, wipe out GAR's evil minions, find the 25 disks that contain the backup of the Security Defense Computer program and re-activate the thing. And can you guess who that someone is?

### That Someone Is You

Now don't worry, you don't actually have to go in there. SLDF has one ace in their seemingly shallow hole: a device known as VIPER-5, a human analog. This device is an android of GAR-like strength and speed, but with one difference — it has no brain to complicate things. It is a remotely-piloted assault android that a skilled technician can control to the last circuit. You must steer the only available VIPER-5 into the SLDF complex, survive the onslaught of GAR's buddies and complete the reprogramming of the defense computer.

Your Viper control console is a complicated mass of displays and buttons that will probably scare the pants off you the first time it comes on the screen. Since the game is entirely mouse-controlled, however, it quickly becomes a



breeze to navigate the console. The main display consists of two screens: a plotter screen and a monitor.

Viper travels between floors by use of the turbolift (a glorified elevator), and moves between buildings with the shuttlecraft that waits on the fifth floor. But getting to these vital rooms is no stroll in the park. You have the GAR-goyles and various other dangers to contend with. At the outset, your Viper is equipped with the most powerful weaponry currently available - but it is not strong enough to take you through all 25 levels of the SLDF complex. To beef up your firepower and defensive strength, you must find the weapons and shields that the SLDF research team has built. These are easily installed on your Viper, letting you penetrate further into the complex.

## Day Of The Viper is probably Accolade's best game to date.

To further keep you from going "off-line," multicolored crystals and pods are scattered throughout the corridors. These capsules can lower your damage and raise your energy by varying amounts depending on the color. Snarf a few of these, and always keep a few in your storage compartments for lean periods. You can also find other vital objects scattered about that will make your quest much easier. There are even a few items so new that they haven't been officially documented. It is up to you to decide what they do and

whether they are helpful or not. Note: If you ever find a beneficial use for the ubiquitous toxic waste containers, let me know.

### Everything Right?

Day of the Viper does have a few annoying little problems. To begin with, one of its greatest features also proves to be an occasional drawback: The game is entirely mouse-driven. While this makes for extreme simplicity of control, it also makes for a worn-out mouse button and less efficient operation of some controls. At this point, my (admittedly old) mouse is one unhappy camper and my fights with the GAR degenerate into a battle with the mouse button. It would have been nice to be able to move your Viper with the arrow keys, which correspond perfectly with the directional buttons on screen.

The manual has some minor ▶

## SQ44-ST Removeable Cartridge Hard Drives

Starting at **\$799** Complete!

Systems now come with 1 SyQuest SQ555 44.39 Mb Removeable Cartridge Hard Drive, 2 Year Warranty on drive, 20Mbs access 600K/Sec. 1 SQ400 Cartridge filled with 44Megs of PD Software. Wired for 2 SCSI Drives, ICD Advantage-Host with Clock, Software, Cable, DMA in & out, Parity/partition copier/backup software and free shipping on pre paid orders. (Unless otherwise noted.)

We will match any advertised price!

**NEW ShoeBox/Supra...\$799**  
Comes with the new Supra Host Adapter with DMA in and out, battery backed clock software and cables, ready to run.

● **ShoeBox.....\$869**  
ICD host, clock, SCSI port, fan  
Size 7" w x 7" h x 15" d

**Under Monitor.....\$899**  
2 drive slots, SCSI port, fan  
Size 15" w x 14" d x 3" h

**Compact.....\$929**  
Single drive, ICD host, clock, fan  
Fits in Briefcase 6" w x 6" h x 13" d

**NEW! Dual CPU.....\$1039**  
Under Monitor or ShoeBox cased unit w/SCSI switch that allows use of ONE DRIVE with ST, IBM, Amiga, Mac etc. with the flip of a switch - ICD Host, clock, SCSI port SCSI switch, SCSI ID wiring.

● SQ555 Drive only...\$549  
● SQ400 Cartridges.....\$89  
● 3.5" 800K FD in SQ44...\$89  
● IBM/Amiga hosts...\$149+

### Seagate Drives in SQ44

● 20Mb ST125n.....\$259  
● 30Mb ST138n.....\$285  
● 49Mb ST157n.....\$359  
● 85Mb ST296n.....\$499

**NEW! 83Mb 3.5" x 24Ms  
ST1096n Very Fast.....\$529**

● 200Mb Conner 19ms \$1089  
● 345Mb 14Ms Micropolis  
5.25" 1/2 ht. ....\$1459  
● 3.5" 800KFD external...\$99

● Mitsubishi Diamonds  
Multitype monitor with color  
mono 6mb/box and cables...\$589.

● ST Hard Drives 20mb \$459  
to 1050Mb 14ms .....\$4399  
● Call about Custom Clip Art,  
Product Illustrations, Cartoons  
& Caricatures! By mail or  
modern, GEW, IMG, Degas TIFF,  
Mac, etc. - disk and/or hardcopy  
FAST turnaround, starting at \$19

## Carter Graphics & Computers

3006 N. Main St. - Logan, UT 84321 801-752-2500  
Visa MC AmEx Discover  
We carry IBM NEXT DAY/AV/PC/FO and foreign orders. Call for Dealer Pricing

914 West Sunset Blvd., St. George, UT 84770 801-628-6111

## \* Computer Garden \*

Wilkes-Barre & Scranton's Favorite Computer Store

<b>Abacus</b> ST AssenPro \$39	IXCF Scamr \$1099 ST Interface \$299	ST accounts 2 \$95 VIP Proless \$85	King's Quest \$33 King's Quest 2 \$33
<b>Alpha</b> Digisound Pro \$129 Powerprint ST \$29 Switchback \$57	<b>Codehead</b> G+Plus \$23 Holveire \$25 Holwie Plus \$39 Maxille \$23 MDMax \$33 Multidisk \$20 Utilities \$23	<b>LDW</b> LDW Power \$95 <b>Megamax</b> Laser C \$119 Laser DB \$50 <b>Migraph</b> Easy Draw \$65 Easy Tools \$39 Font Pack 1 \$25 Fan Scanner \$49 Pro Draw Art \$39 Scan Art \$33	King's Quest 3 \$33 King's Quest 4 \$39 Lecture Suit \$25 Lecture Suit 2 \$39 Lecture Suit 3 \$39 Manhunter \$33 Marrunter 2 \$33 Police Quest \$33 Police Quest \$39 Police Quest \$33 Space Quest \$33 Space Quest 3 \$33 Hunt books \$9
<b>Antic</b> Cyber Studio \$59 Cyber Control \$39 Cyber Sculpt \$60 Cyber Paint \$50 Cyber Texture \$33 Cyber VCR \$46 CFA Basic 3.0 \$89 Phasar 4.0 \$59 Spectrum 512 \$44 STAC \$45 STOS \$39 Stone Compiler \$23	<b>Digital Vision</b> Computereyes \$19 E&W model \$109	<b>Panasonic</b> Easypack \$95 Easydraw \$95 Touch-up \$19 1180 printer \$189 191 printer \$235 1124 printer \$39 Printer cable \$15 Ribbons \$10 TAC 30 \$- \$14 TAC 50 \$- \$16 TAC 50 \$- \$6	<b>Soft Logic</b> Rags/Steam \$119 <b>Sony Disks</b> All colors. Spacely! 100 Bulk 3.5" \$85
<b>Atari</b> EMSI/FM \$24 Mega-2 ST \$24 Mega-4 ST \$24 Monitors \$24 Megasite \$24 Porklido \$24 Stacy Laptop \$24	<b>Grinbit</b> Needex \$25 <b>Happy Comp.</b> Discovery Cart \$59 Option 2 \$189	<b>Pro-Solution</b> Codeless Mce \$99 Twenty Board \$39 Monitor Master \$40 Mouse Master \$33 Video Key \$70 Weekly Board \$39	<b>Sumcom</b> Tac 2 Anydisk \$10 Tac 30 \$- \$14 Tac 50 \$- \$16 TAC 50 \$- \$6 <b>Supra</b> Modem 2400 \$119 Cable \$15 <b>Timeworks</b> WordPerfect \$79 WordWriter \$49
<b>Avatec</b> 1000e modem \$69 2400e modem \$93 Modem cable \$5	<b>Inter-Set</b> Interlink \$25 Revolver \$33 Accelerator \$25 Sentry \$33 Century \$20 MT C-Shell \$85	<b>Precision</b> Surprise Per. \$49 <b>Proco</b> Unispec \$45 ST Control \$55 <b>Sierra</b> Black Cauldron \$25 Colt Baguest \$39 DynaCAD \$59 Hero's Quest \$39 WordPerfect \$39	<b>Versasoft</b> 68k Man 5.25 \$179 <b>WordPerfect</b> 5.0 \$39
<b>Beckemeyer</b> Hard Disk locks Accelerator \$25 Sentry \$33 Century \$20 MT C-Shell \$85	<b>IBD/Ditek</b> Sentry \$33 Calmar \$179 Outline \$169 Call Font \$65 DynaCAD \$59 Masterplan \$59	<b>Precision</b> Surprise Per. \$49 <b>Proco</b> Unispec \$45 ST Control \$55 <b>Sierra</b> Black Cauldron \$25 Colt Baguest \$39 DynaCAD \$59 Hero's Quest \$39 WordPerfect \$39	<b>WordPerfect</b> 5.0 \$39

Order toll-free: **1-800-456-5689**

For information call 1-717-288-6140. Mail orders send check or money order to Computer Garden, West Side Mall, Edinburgville, PA 18704. Be sure to include sufficient postage (Overpayments are promptly refunded). PA customers add 6% tax. Cash COD's OK. 3% charge for VISA-MC-AMEX.

SILICON MOUNTAIN SYSTEMS  
PRESENTS

**TUI**

Fast, windowed  
MS-DOS style  
CLI  
desk accessory

Gives GEM one of the most useful features of 2nd generation GUIs like Motif, Open Look and OS/2 PM.

Wildcard operations, batch files w/ parameters, execute TOS and TTP programs, redirection/pipes, 128 char cmd line w/ extensive editing features (incl history retrieval), macros, etc...

AND



Hard disk backup  
and restore system


Fast, reliable, GEM-based

SS or DS disks, 10 spt auto-formatting, splits large files, audible prompting, full or incremental operation, config files, selectable write verification, etc...

Each  
\$29.95  
suggested  
retail



5989 Ohio River Rd  
Huntington WV 25702  
304-525-0164


**Subscribers:**

simply call our distributor at  
(815) 734-6309 and ask for a  
new disk.

**Newsstand buyers:**

send your damaged disk to  
START Customer Service  
544 Second Street  
San Francisco, CA 94107

We'll mail you a new one.

Allow three weeks for arrival.

problems, including one or two misprints that could cause new players confusion: Some of the screen illustrations are mislabeled, with the arrows pointing to the wrong gauges when describing their functions. My advice on that front is to read the manual, but also experiment on your own.

When you first boot up Day Of The Viper (and after the deep, throbbing theme song, opening story, and copy protection), you'll probably goggle at the number of screen locations to keep track of, but it quickly becomes familiar. The opening, with its poignant music, attractive animation and authoritative *monologue*, immediately draws you in, begging you to start right in without touching the manual. Don't do it — you need to know your enemy and your allies before you go diving into the SLDF complex.

The programmers at Accolade have done just about everything right with Day Of The Viper. Everything, from the look and feel of the buttons on your console to the interface, have been implemented exquisitely.

Possibly the best feature of this two-disk game is that it can be installed on your hard drive and played without a key disk. The off-disk copy protection consists of a slide rule printed with different circuit-board modules. It is one of the best examples of off-disk protection that I have seen and I wonder why more manufacturers do not use it. It seems more effective than on-disk protection methods and I heartily applaud Accolade for employing it — it makes Day of the Viper that much better. ■

*Matt Laurence has written numerous game reviews for Atari Explorer. This is his first appearance in START.*

# ST Turns Into Player Piano



ONLY  
\$9.95

We've scanned 100's of historic paper piano rolls for your enjoyment. Receive one disk of exciting music with graphic display (from ragtime to pop) for \$9.95 (plus S&H) & get our FREE CATALOG of Music Disks of Gospel, Classics, Country, Pop, Rock, Oldies, Ragtime, Jazz, and Blues (from QRS).

NO MIDI SEQUENCER NEEDED

\*Requires a MIDI Keyboard & Cable

**Micro-W** Order Mon-Fri 10-5 EST  
Distributing Inc. (201)-838-9027





# ADVANCED BLITTER

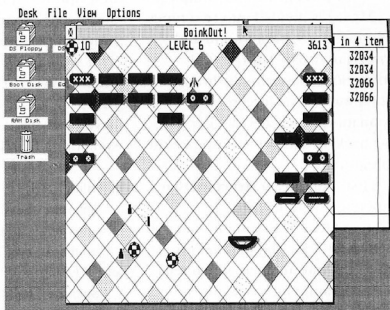
## Multiple Animations

BY SAMUEL STREEPER

In this third and last column on programming the blitter, I'll build upon the first two lessons, blitting predefined bitmaps and flicker-free animation, and discuss multiple animations.

At this point you have a good grasp of the how to perform a blit. Now I'll show you how to weave those techniques into a program with simultaneously animated objects. The key problem here is tracking the animations; in other words, managing the blits. Since blitter functions are so useful when programming games, I've written

**BoinkOut demonstrates the use of multiple blits to create fast, smooth animation**



one to serve as my advanced blitter example.

### BoinkOut!

BoinkOut! is an arcade game that combines elements from Breakout, Arkanoid and Boink, and plenty of its own tricks. The basic idea is to destroy all the bricks by hitting them with the ball, which you control with the paddle, while preventing the ball from dropping to the bottom of the screen.

There are 36 levels, each with a more difficult pattern of bricks. Bricks can be normal, wimpy,

magic, multiple, or permanent. Magic bricks have a number of effects, either good or bad, including splitting a ball into multiple balls. Completing all 36 levels is a difficult task, but since BoinkOut runs as either a program or a desk accessory, you can play it a little at a time without losing your place when you need to run another program.

### Multiple Animations

I prefer games with lots of animation; when something is destroyed it shouldn't just ▶

## AT A GLANCE

Program:	BoinkOut
Type:	Tutorial
Requirements:	512K, high or medium rez
ArcFile:	BLITTER3.PRG
Files:	BOINKOUT.C    BOUT3.C BOINKOUT.H    BOUT4.C BOINKOUT.P12    CONVERT.C BOINKOUT.P13    LASINIT.C BOINKOUT.PRG    LASSTACK.C BOUT2.C    MAKEFILE BOUT2.P13    SVRO.C
Language:	C

disappear, it should do something interesting. In BoinkOut, when you hit a wimpy brick, it fades away. When you hit a permanent brick, it sparkles. Everything is animated and each animation involves a series of blits.

In addition, at least two animations are happening at any given time (a ball and the paddle), or there may be as many as a dozen balls and bricks that must be animated. What I needed was a method of managing multiple animations consisting of multiple blits. I solved this problem with list management techniques.

My list is divided into two types of animations, background and foreground. The background animations, basically the bricks, don't move. The foreground animations, the balls, do. I update the background before I update the foreground.

First, I defined a structure that describes an animation, **ANI\_STRUCT**, found in **BOINKOUTH**. The field **frame** holds the blit number, which tells the program which stage of the brick's animation to display when the screen is next redrawn.

When a ball hits a brick, the brick's descriptor is added to the animation list. Each iteration, every animation in the animation list is displayed, by blitting, at its proper position on the screen, and its blit number is incremented. When the brick reaches its final blit number, it is removed from the animation list.

Blitting is what gives BoinkOut its speed and smoothness. You can't pause the game while you redraw the screen graphics; you must change those multiple animations quickly and cleanly. See **new\_ball()**

## I prefer games with lots of animation; when something is destroyed it shouldn't just disappear, it should do something interesting.

in the source-code file **BOUT2.C**.

Animating the foreground balls is more complex. BoinkOut has three kinds of balls: a spinning Boink ball, a winking eye, or a spinning Atari fuji. A different C function animates each ball. When adding the ball's descriptor to the animation list, I also needed to indicate which function performed the animation.

It would have been possible to include a value describing that function, and every iteration I could have performed code that looks something like this:

```
if (value == 1)
    animate_ball();
else if (value == 2)
    animate_eye();
else if (value == 3)
    animate_fuji();
```

It should be obvious that this is inefficient. I need to make several comparisons every iteration just to figure out which animation function to call. Fortunately, C solves this multiple-function dilemma in an efficient way, using a technique known as function pointers. Instead of a variable value describing one of

many functions, I can use a variable function, which looks like this:

```
extern int ball_ani();
int (*ani_func)();
/* variable pointer to the
function */

ani_func = ball_ani;
/* assign the variable to the function
that animates a ball */
(*ani_func)();
/* Call the function;
in this case, ball_ani()*/
```

Because of this it's very easy to add another ball of any type to BoinkOut. I simply add a properly-initialized descriptor to the animation list, and the descriptor's animation function will draw the correct ball animation.

For balls, the descriptor is **BALL\_STRUCT**, also found in the file **BOINKOUTH**. To see how balls are added and removed from the animation list, see the **add\_ball()** and **kill\_ball()** functions in **BOUT4.C**.

### Collision Detection

Perhaps the most difficult part in writing an arcade game is creating a good collision detection routine. Every game will have its own requirements, but my solutions may give you some insights.

Whenever I move a ball, I must look for collisions with the four walls, the paddle (which moves), and

**You can't pause the game while you redraw the screen graphics; you must change those multiple animations quickly and cleanly.**

**The program runs as either  
a program or a desk accessory,  
simply by changing its name  
from BOINKOUT.PRG to  
BOINKOUT.ACC.**

all the bricks. Some collisions are easy to detect: If the ball's x coordinate will be less than zero, the ball collided against the left wall and must bounce back to the right.

A paddle collision is more complex because both the paddle and the ball move. It was necessary to constrain the maximum movement of both objects to ensure that they cannot move through each other without ever colliding. BoinkOut keeps the last two positions of the paddle in order to calculate the paddle speed. Thus, when a ball collides with the paddle, a percentage of the paddle speed is added to the ball, which lets the user apply a little "english" to the ball.

Brick collisions are actually the most complex collisions in BoinkOut. It would be very inefficient to see if any point of a ball collided with a brick, so BoinkOut only checks four key points for possible collisions. Each point is checked to see what brick position (if any) it lies in. If a point lies within a brick position, BoinkOut checks to see if a brick is still there. If it finds one, it assumes a collision occurred. A brick descriptor is then added to the animation list, and the ball is bounced in the appropriate direction, determined by which point collided with the brick. To see how brick collisions are detected and handled, see the `bcollide()` function in BOUT2.C.

#### Other Things

BoinkOut has a secret demo mode

(also known as cheat mode) which is invoked by closing the BoinkOut window and then re-opening it while pressing [Right-Shift]. For a more difficult game (especially with a blitter chip!) BoinkOut has a "Fast Mode" which can be enabled from the menu. Fast Mode is exited by holding down both mouse buttons.

The program runs as either a program or a desk accessory, simply by changing its name from BOINKOUT.PRG to BOINKOUT.ACC. (For more information on writing software that runs as either a program or accessory, see "Accessorize Your Programs" in the October 1989 issue of START.) If BoinkOut is run as a desk accessory, you can get an information box by pressing [Left-Shift] while clicking on its menu entry. The BoinkOut picture files (BOINKOUT.PI?) must be in either the current folder or a folder named VBONK.

BoinkOut was compiled with Laser C, although it should not be difficult to make it work with other compilers. Redefining LASER and MWC in the BOINKOUT.H file should allow Mark Williams C to compile it very easily.

I hope you find BoinkOut to be an enchanting game as well as a useful example program. Happy coding!

*Sam Streeper, co-developer of  
SGS Net, lives in Palo Alto,  
Calif., and works for NeXT  
Computers.*

## Chicagoland's Largest Atari ST Dealer!

**Biggest Software  
Selection, Including  
Import Titles &  
Magazines**

**Computers  
Software  
Service**

ATARI

*Portfolio*<sup>™</sup>  
& All Accessories

**Software Plus**

Wheeling (708) 520-1717.  
Hanover Park (708) 837-6900  
Chicago (312) 338-6100

What is

### Cave Creek Computers?

It can be summed up  
this way:

**A  
T  
A  
R  
I  
S  
T**

**Hardware**

**Service**

And Repair

**Software**

including many  
Import titles

Helpful. Quick.  
Knowledgeable.  
Sales and Service.

**Your Atari ST Resource  
For the Northwest**

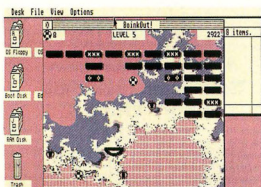
8541 Greenwood Ave. N.  
Seattle, Washington 98103



(206) 783-0933

Charge Cards  
Accepted

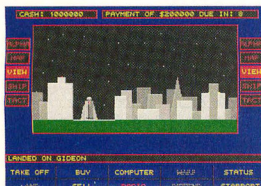
## Programs on your START Disk



BoinkOut . . . . . PAGE 75

**BOINKOUT** by Samuel Streeper . . . . . **PAGE 75**


In the final installment of our three-part tutorial on the blitter, Samuel Streeper discusses advanced blitter programming and shows you how to manipulate graphics in new and fascinating ways. BoinkOut demonstrates these techniques.



Galactic Merchant . . . . . PAGE 58

**GALACTIC MERCHANT** by Mark Butler . . . . . **PAGE 58**

The perfection of space travel in the latter part of the 21st century spawned a new breed of capitalist poised like a hungry tiger to pounce on the emerging interplanetary trade boom. These "galactic merchants" gained renown for braving interstellar pirates and meteor showers — anything to get a good deal! Now's your chance to join in on the fun.



Make It Move . . . . . PAGE 22

**MAKE IT MOVE 2.0** by Rene De La Briandais . . . . . **PAGE 22**

If you've ever wanted to create wonderful animations easily, here's your chance. With this set of three programs you can create complete animations from a few DEGAS or NEOchrome images, complete with transitions and color effects — great for desktop video productions.

**RESTART** by Tom Hudson . . . . . **PAGE 18**

START Classic is a monthly feature that presents some of the most popular programs and utilities ever included on the START disk. This month we present Tom Hudson's ReSTART from Special Issue Number Four. It's a utility that lets you cold-boot your computer with just a few keystrokes.

	Ac-file	Size	Memory			Resolution	Notes
			512K	1MB	HIGH		
BoinkOut	BLITTER3.PRG	229K	█	█	█		
Galactic Merchant	GALMERC1.PRG	120K	█	█	█		
Make It Move Programs	MAKEMOV1.PRG	207K	█	█	█		
Make It Move Tutorials	MAKEMOV2.PRG	220K	█	█	█		Needs files from MAKEMOV1.PRG
ReSTART	CLASICO2.PRG	1K	█	█	█		First published in Special Issue #4

## How to get *START* programs up and running

1) Write protect your disk.

2) Make a backup copy. We format the disk using TWISTER.PRG (written by Dave Small and Dan Moore, Summer 1988 issue of *START*) to increase the size of a single-sided disk to 400K. You can back up onto one Twisted, single-sided disk; one double-sided disk; or two GEM-formatted, single-sided disks.

NOTE: TWISTER DOES NOT WORK WITH GEM'S DISKCOPY.

To make a backup, open a window for your *START* disk, then drag the files from the window to the backup disk.

3) Store the original and use the backup hereafter.

4) Un-ARC the files. We use Double Click Software's DC SEA utility to create self-extracting archive files. To un-ARC a program, simply double click on the filename.

NOTE: IF YOU USE NEODESK'S ALTERNATE DESKTOP, DISABLE IT BEFORE UN-ARCING.

5) When the dialog box appears, choose Extract.

6) When the file selector appears, choose a destination disk (hard disk, RAM disk or floppy disk) for the uncompressed files. Make sure the destination disk has enough space for the uncompressed files, whose sizes are given in the chart on the previous page.

The screen goes blank, then the files are listed as they are extracted, and marked "OK" if the uncompression is successful.



## COMING IN DECEMBER

### The Atari STE

Graphics! Sound! Action! David Plotkin presents an in-depth look at the ST's latest incarnation.

### MichTron's Canvas

A review of the first paint program written specifically for the STE's 4,096 color palette.

### News From The Revolution

Waging a promotional war, Don Thomas and his Revolutionaries urge ST users to spread the word about the ST's powers.

### Double-Sided Test Drive

It's time to upgrade your single-sided drive so you can use the double-sided January *START* disk. We examine and compare five double-sided disk drives for the ST.

### ON DISK:

#### Zot

A magical chalice has been stolen by the evil Zot. Now you must recover it — if you can find your way through his treacherous castle.

#### Monochrome Putmaker

The monochrome version of our indispensable utility for GFA programmers. Putmaker lets you clip DEGAS or NEOchrome pictures and insert them in your programs.

#### Fill It In

Create a new kind of puzzle to ponder, a crossword without the clues, where you are given just one word and must fill in the rest!

*Look for all this and more in the December 1990 issue of START.*

# TV TITLES 2.0

## Another Approach To ST Video Titling

REVIEWED BY  
ANDREW REESE, START GRAPHICS EDITOR

In START's July 1990 issue, I reviewed a rather nice piece of software for video titling called Videotext from Water Fountain Software. Now, close on its heels, comes TV Titles 2.0 from Canada. It's a slightly different approach to the task of adding titles to your home or professional videos, but one that works quite well with a bit of practice, care and planning.

### Out of the Past

TV Titles 2.0 came to START in a package reminiscent of the early days of over-the-counter software: a Ziploc baggie containing a single-sided disk and a small format

manual. While barely adequate to keep the pieces together, this kind of packaging is certainly insufficient to protect the software in a retail or even mail-order environment. (We understand that the programmer, J.P. Deziel, is looking for a U.S. distributor; the packaging situation could change.)

But unzipping the package and reading through the manual produced some surprises. First, TV Titles 2.0 was written and compiled entirely in STOS, the British game development language published by Mandarin Software, which is a testimony to the power of this language.

Second, this is a well thought out package. It will load DEGAS/DEGAS Elite format images (.PI1 or .PC1) and provide transitions between them, but it does not include any facilities to generate those images. That omission was intentional: As the manual suggests, there are many programs on the ST that can generate text-filled images, so why add another one? (The author recommends Antic Software's Cyber Paint for its GDOS font handling and versatility. The sample screens on the disk were created with Antic's CAD-3D 2.0 and START's

own RezRender from the November 1989 issue.)

TV Titles 2.0 is not copy-protected and can be installed on a hard disk, but likes to have an ST all to itself. You can boot TV Titles 2.0 in either low or medium resolution. It switches to medium, if necessary, for the menu and then to low to display the images. Clever, very clever.

To add titles to video, you need some way to pipe the ST image out to your VCR. If you have a 520STFM, a Practical Solutions Video Key or a JRI Genlock, you're in good shape. If you want to overlay your computer-generated images on video, the JRI Genlock is your only solution.

### The Manual Was Right. . .

TV Titles 2.0 can manage a maximum of 12 screens at a time, but since it loads them all into memory at once, your display speed is not limited by disk I/O. With a 520ST, you will have fewer screens, but TV Titles 2.0 will still run. By the way, pay attention to the manual's warning about accessories — TV Titles 2.0 doesn't like them and will produce bizarre results if you run it with accessories

## AT A GLANCE

Program:	TV Titles 2.0
Type:	Video Titler
Company:	J.P. Deziel R.R. #1, Box 6, Chelsea, Quebec Canada, J0X 1N0 (819) 827-0551
Price:	\$39
Requirements:	512K, color monitor, any ST paint program
Summary:	Great for small-scale video production.



installed. I was not able to pin down which of the many accessories and TSR (AUTO folder) programs I use caused the conflict, but the program's author was certainly accurate in his description of the symptoms.

Also, be careful with cartridges. With my near-antique Shanner clock cartridge installed, TV Titles 2.0 runs fine, but I also happened to try running the program with Ambrosia's R/C Aerochopper. The only symptom was that the program would abort when I tried to load an image file, definitely an odd and potentially misleading symptom.

TV Titles 2.0 offers some func-

## A New Approach, But It's Not GEM

TV Titles 2.0's interface is indeed interesting. First, it's not GEM. That means that you can save approximately one screen's worth of memory by booting the program in your AUTO folder so that it runs before GEM is loaded. But that also means the predictable (and limiting) ST GEM interface rules are not followed. Buttons that switch functions or that bring up dialog boxes are hidden; you either have to read the manual thoroughly first (hardly a bad idea anyway) or click anywhere on the screen to see if you can make something interesting

tings by clicking on them or by clicking the plus or minus buttons when the filename is highlighted. You can swap one image for another at any time and you can also set up 10 different sequences of the same images with different delays and transitions. All of the sequences are held in memory at once, so that you can test one against another without saving and loading files. This is a very nice feature.

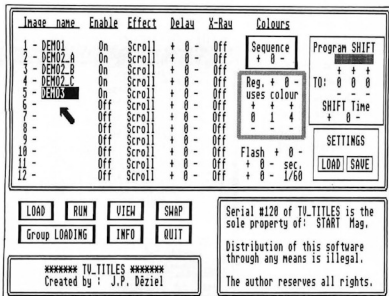
The right side of the screen is filled with color, and settings and function boxes that in some cases call up other dialogs. The file loading uses its own file selector, which is irritating only in that the OK button is called RETURN (why?). But the custom file selector does let you load a group of files within a path in alphabetical order. And you don't have to specify whether a file is a .PII or .PCI; the program figures it out and decompresses the .PCIs without asking.

The effects offered by TV Titles 2.0 are reasonable and well within the power of the ST to perform smoothly and consistently. The scroll is very smooth, although it suffers from the ST malady of not having overscan. For those of you who are not familiar with the term, overscan means that the screen image goes all the way to the edge of the picture tube. The ST does not have overscan, so it has borders that surround the image. If you use a keyer, like JRI's Genlock to overlay an ST image on a live video signal and then scroll titles up from the bottom of the ST screen, they will appear on the TV to begin above and end below the TV image. If the ST or STE had overscan, it would make it much better for desktop video.

In addition to scrolling, TV Titles 2.0 offers nice fading, a vertical wipe, a shutter effect like a Venetian blind, a fairly coarse but workable

*continued on page 90*

**TV Titles 2.0 uses a single menu with some hidden dialogs to control how up to 12 screens of text are shown.**



tions that are just not available anywhere else on the ST. For example, each of the 16 colors in low resolution can be individually controlled to change to any other color over time. And that's not just any other current register color, but any of the 512 colors the ST can display! Or you can cycle through all or a portion of the ST's current color registers to achieve color animation effects. The interface is not as elegant as it could be, but it works. (You can only observe the color in a box border on the menu screen and have to change it by clicking on the plus or minus buttons.)

happen. This last may not sound too professional, but I'll bet it sounds familiar. (Reviewers always try to emulate what could be called the impatient user's approach, also sometimes known as the idiot's approach. The key to this is to ignore the existence of the manual completely and see if you can make the program work - or crash.)

You work entirely from a single menu screen in TV Titles 2.0. Occupying most of the left half of the screen is a numbered list of the image filenames you're working with, their status (on or off), transition effect, delay and X-Ray status. You can change each of these set-

# TIGER CUB

## MIDI For The Rest Of Us

REVIEWED BY ROBERT EDSON

**T**he rapid expansion of the MIDI market has software companies racing to produce the latest in high-tech, sophisticated products. This may be great for musical masters, but it leaves the rank beginner out in the cold. Leave it to Dr. T's to bring MIDI to the novice user. Tiger Cub, an entry-level sequencer, includes graphics editing, music notation and even multitasking.

### Opening the Cage

Tiger Cub is a synthesis of several Dr. T's programs: The MIDI Recording Studio, Keyboard Controlled Sequencer (for recording

**This latest offering from Dr. T's Software is targeted for MIDI beginners.**



and playback), TIGER (graphical MIDI data editing) and The Copyist (scoring). Key features of these programs are brought together and integrated under a graphical interface designed to get beginners up and running quickly. Tiger Cub also includes The Multiple Program Environment (Dr. T's proprietary multi-application manager), which lets you switch between up to eight other Dr. T's programs, depending on your memory configuration.

The manual explains the basics of the three programs included in Tiger Cub, as well as general MIDI concepts, covered in chapters like

"What's a MIDI?" and "Getting Connected." The bulk of the manual describes available functions and their use, including a short tutorial, reference tables and index. But the program is so friendly that you'll soon use the manual as a reference rather than a crutch.

### Recording

The first screen, a Tape Recorder, displays 12 tracks with nine columns. The columns let you input information for your MIDI Channel, Solo/Mute Options, Instrument Name, Track Name and a 30-character Comment field. Both

## AT A GLANCE

Product:	Tiger Cub
Type:	MIDI sequencer
Company:	Dr. T's Music Software 220 Boylston St. Suite 306 Chestnut Hill, MA 02167 (617) 244-6954
Price:	\$99
Requirements:	1MB, medium and high rez
Summary:	A must-have for beginners (and a might-try for professionals).

the Recorder and the Edit screens include a GEM menu bar, with access to desk accessories. The desk accessories worked fine, but file-selector replacements, such as the Universal Item Selector III and START Selector caused the program to crash or lock up from time to time.

With recording enabled, Tiger Cub starts to record whenever it receives MIDI data or when you press the [Spacebar], or click the right mouse or play button. Tiger Cub always records to the next available track. Once recorded, tracks can be named, swapped, deleted or merged.

### Editing

The Edit screen shows data in a piano-roll graph, where the vertical axis represents pitch and the horizontal axis represents timing. Bar lines and piano keyboard displays give you a general idea of your location in the song; a mouse position indicator shows your exact pitch and song position. The screen scrolls while your song plays, and all tracks are audible (unless muted).

The Track window shows each note's pitch, position, duration and velocity. Start playback from the current mouse position with the right mouse button. Edit with the left mouse button. You can edit individual notes or an entire track. A series of icons (or key commands) isolates aspects of the selected notes. To transpose pitch without affecting timing, simply drag the note(s) to its new position. The Edit Menu gives you even more options for manipulating note ranges. You can cut and copy, delete, split to another track, transpose, or quantize your selected notes.

Unfortunately, there's no way to find out what MIDI channel is

assigned to a particular note or event and there's no way to split a track by MIDI channel. If you want to merge tracks with data on different MIDI channels, Tiger Cub tells you that editing after the merge

**The program is so friendly that you'll soon use the manual as a reference rather than a crutch.**

will be "difficult or impossible," and lets you cancel out of the merge. This severely limits the complexity of your music as long as you want to retain the option of editing your work.

One of Tiger Cub's strengths is its controller editing. You can open different windows for all supported controllers. The right mouse button creates new MIDI data, while the left button is for editing.

### More Than Just A Cub

In addition to the recording and editing functions, Tiger Cub also

**You'll eventually want a more sophisticated scoring program, but notation of any kind for the price of Tiger Cub is phenomenal.**

includes an instrument and drum-kit utility which stores banks of patch names for your instruments and MIDI drum setups. If you load this utility into memory, Tiger Cub handles all the housekeeping for those instruments' patch changes. If you have assigned channel 11 to your DX7, for example, recording on channel 11 automatically names the track's instrument column on the Record screen. Likewise, select

the initial program change from patch banks in memory to automatically name the track.

When you edit drum parts, the drum name will appear in the mouse position indicator on the edit screen. Your favorite banks can be set to autoloading. Tiger Cub also includes a separate MPE module, which reads SysEx files and extracts patch names. SysEx, however, is not supported and the MPE module, in its present incarnation, is a bit buggy.

The Quickscore MPE module transcribes your tracks into standard notation. It has no editing capabilities, but you can massage tracks to suit your eye by changing quantization values and bars per line. You can only view and print the notation; you can't edit. You'll eventually want a more sophisticated scoring program, but notation of any kind for the price of Tiger Cub is phenomenal. Printing is equivalent to draft mode in the Copyist: acceptable quality and quick.

Like the MIDI Recording Studio, Tiger Cub can access the ST's three sound voices as if they were

external MIDI modules. It's not outstanding quality, but it's adequate for getting started. And Tiger Cub comes with a library of sounds from the G.I.S.T. program by Antic Software.

### The Good Doctor

The folks at Dr. T's Software have clearly gone out of their way to make Tiger Cub intuitive and instructive. Once you understand the basic concepts of MIDI, you'll be making music with the best of 'em. ■

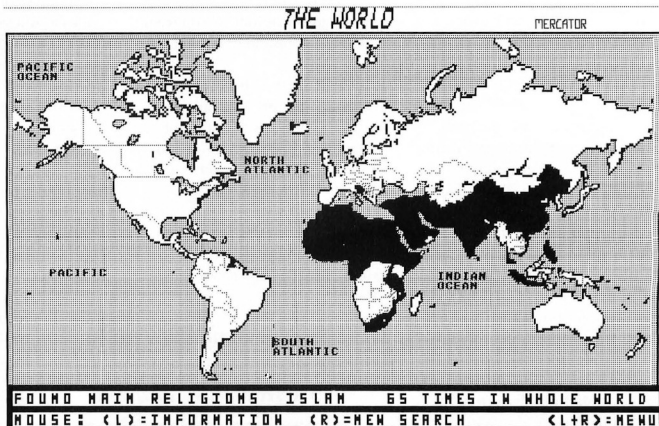
**Robert Edson is a freelance musician in Atlantic City, N.J. This is his first appearance in START.**

# GEOGRAPHY TUTOR

## Travel The World Without Leaving Home

BY RON SCHAEFER, M.D.

The world map with countries highlighted where Islam is a major religion.



**W**hen I was a little kid I played a game with my mother. I would sit on her lap as she spun a globe around, then she would say "Outer Mongolia" or "The Congo" and I would have to point out the country on the globe. It's 25 years later and half the names of the countries have changed, but I still play the same game, only now with my ST.

### Geographically Speaking

Geography Tutor version 2.5 is an

electronic world atlas for your ST. The program was written by Michel Rochon and is distributed by the Canadian firm ASDE Inc. Geography Tutor is not copy protected and runs in monochrome or color. French and German versions are available.

Geography Tutor is GEM based, so it is easy to use. To make it even easier, there are always instructions at the bottom of the screen that tell you what to do next. You can look at the whole world, or focus in on just one continent at a time. In

## AT A GLANCE

Program:	Geography Tutor
Type:	Educational
Company:	ASDE Inc. 151 rue Jolicoeur Hull, Quebec Canada J8Z 1X8 (819) 770-7681
Price:	\$39.95
Requirements:	512K, low or high rez
Summary:	Solid educational software that is easy to use.

addition to the name and capital of each county there are 18 other facts, like the percentage of its Gross National Product a country spends on defense, or a country's literacy rate or life expectancy. Did you know, for instance, that Iraq spends a whopping 57 percent of its GNP on defense, a higher percentage than *any other country*? Or that the lowest average life expectancy for men is in Ethiopia at a mere 38 years?

The databases and maps included in Geography Tutor are: The World, North America, South America, Europe, Africa, United States and Canada. That's 137 countries and 63 states and provinces. For an additional \$15 you can purchase a data disk that includes the Middle East, Eastern Asia, Islands of the South East and the Provinces of France and Spain. ASDE also *promises to offer updated data disks every year for around \$5*, an important feature, considering how rapidly the world is changing.

One of the more powerful features of Geography Tutor is the ability to compare one country with another. For instance, you can color all the countries on the screen on the basis of doctors per capita. Or look at which countries consider Islam their major religion. You can easily switch back and forth from this graphical representation to a list of the counties ranked numerically or alphabetically.

The Quiz option tests your knowledge on the locations of states and countries. The program gives you the name of a county or its capital and you must click on the correct place on the map with the mouse. Another nice touch is that when you click on some of the countries, you will hear that country's national anthem. For an extra \$20 you can get a disk that contains the national anthems of every country in the world.

Geography Tutor lets you create

your own separate databases or modify and update the ones that come with the program. There is also room for up to four notes of your own to be added to the database for each country or state. These notes don't have to be text, they can also be DEGAS compressed pictures – a picture of that country's flag, or a map of one of the cities for instance. You'll need to create these drawings yourself.

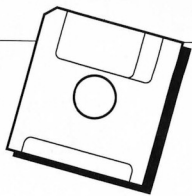
Finally, there's a construction set available that lets you create new maps and databases from scratch. ASDE will even help you market your maps and databases if you feel they are of commercial quality. It occurred to me that you need not be limited to geography with this construction set. How about an anatomy tutor in which you click on different organs instead of countries?

#### **Solidly Educational**

Geography Tutor is quite good for what it does and is a solid educational package. The ability to update and modify the database is a strong point, as is the Compare and Quiz features. Compared to the quality of maps found in an actual paper atlas, the maps in Geography Tutor are greatly inferior. This however, is not the author's fault – he's limited by the computer screen resolution. More close-up maps of areas of the world with lots of small countries would have been an improvement. Some of the maps are distorted from what I am accustomed to, South America in particular.

But, if you're into maps or just want to learn more about the world, then Geography Tutor is for you. ■

**Ron Schaefer is a medical doctor and sometime programmer who lives in Pasadena, Calif. He wrote A.I. Doctor in the February 1990 issue of START.**



## **EXCLUSIVE PROGRAMS ON DISK!**

If you bought this issue of START without the disk, you're missing out! Order the companion disk full of great, enjoyable programs from top ST experts.

Why not order a START subscription? You'll get this month's disk FREE! (See "FREE Disk!" ad in this issue.) To order this month's disk, or your START subscription call:

**Toll-Free:  
1-800-234-7001**

7am-6pm PST  
Visa, MC, American  
Express orders only

Each disk is \$10.95 plus \$2.00  
handling & mailing.

# COMPLETE YOUR NEW START LIBRARY

## Get Your Back Issues Now

You'll want to have every issue handy for quick reference. The START library... it's there when you need it!



### WINTER 86

*Features:* Jack Tramiel Interview, Buyer's Guide  
*On Disk:* Noise Doodling; Address Book; Auto Dialer; Label Printer; ST; Writer Secrets.  
*Reviewed:* Mark Williams C.; Menu+.

### SUMMER 87

*On Disk:* The a5Tronmer: Text Compression and Huffman Coding with Personal Pascal; Flicker Animation Program; MID\$AVE.  
*Reviewed:* Word Writer ST; Data Manager ST; Swiftcalc ST; Five BASICs compared

### SPECIAL ISSUE #2

*Features:* Drawing and Painting Programs Overview Desktop Video; How to Set Up Your own MIDI Studio; Rock' n' Roll with Atari; Shopping List of Music Hardware.  
*On Disk:* The Cartoonist; MIDI View; Ear Trainer.  
*Reviewed:* Synth-Droid; Xsyn Patch Editors; Music Studio and Music Construction Set.

### SPRING 88

*Features:* Earthquake; Upgrading Your ST; Dave Mason Interview.  
*On Disk:* Home Budgeting; Exploring Prolog; 1987 Tax Template; Battle for the Throne.  
*Reviewed:* Personal Finance Programs; Desk Accessories Compared.

### SPECIAL ISSUE #3

*Features:* The ABCs of Desktop Publishing; The ST in Business; Business Graphics; Database Overview.  
*On Disk:* Card# Stack Database; START Selector; Play the Market.  
*Reviewed:* WordPerfect; F-15 Strike Eagle

### SUMMER 88

*Features:* Three Years with the ST; Mick Fleetwood Interview.  
*On Disk:* Planning Traveler; Writing Your Own Help Files; Fractal Landscape Generator; Klondike Solitaire.  
*Reviewed:* Microsoft Write

### SPECIAL ISSUE #4

*Features:* Games and Entertainment  
*On Disk:* Naval Battle; World Discovery; Guitar Simulator; Byte Mechanic; ReSTART.

*Reviewed:* Dungeon Master; Chessbase; Four Sonic Flight Patch Editors; Quantum Paint 1.2.

### OCTOBER 88

*Features:* Programming Under Pressure.  
*On Disk:* Vocabularian; Brickworks; ST Microscope.  
*Reviewed:* Desktop Publisher ST; SMPTE Track; Softsynth; C Language Overview.

### NOVEMBER 88

*Features:* The ST and MIDI  
*On Disk:* AVS; Sclipot; Appointment Calendar.  
*Reviewed:* LDW Power; MIDI Power; Superbase Professional.

### DECEMBER 88

*Features:* Hardware  
*On Disk:* Wombats II; Santa BBS; Discovery Construction Set; Five Sort Routines.  
*Reviewed:* Monitern's Viking Monitor; DynaCaDD; Five Hard Drives Compared; Ricoh PC Laser 6000.

### JANUARY 89

*Features:* Editor's Choice.  
*On Disk:* GFA BASIC 2.0; Spanish Mastery; START Key Revisited; Slither.  
*Reviewed:* GFA BASIC 3.0; Creator and Notator.

### FEBRUARY 89

*Features:* Thanks for all the Fish; ST: 1999.  
*On Disk:* Dah-Ditter; Moon Calendar; Kamikaze Chess, Killer Chess; VCR Organizer.  
*Reviewed:* Atari's Planetarium; Robtek's Skyplot; Mirage Sample Editor.

### MARCH 89

*Features:* Three Artists Who Use the ST; Software Rental.  
*On Disk:* Seurat Draw and Paint Program; Assembled Scales; ST Coloring Book.  
*Reviewed:* Graphics and Animation Programs Compared; Digigram's Big Band; Overview of Six CAD Programs.

### APRIL 89

*Features:* Jimmy Hotz's MIDI Magic; Dr. T Interview; The New TOS ROM Error Codes.  
*On Disk:* ST Writer Elite 3.0; Poker Solitaire; RAM Baby.  
*Reviewed:* Utilities; R/C Aerochopper; MIDI Draw.

### MAY 89

*Features:* CompuServe's Sports Forum; Atari Goes to College.  
*On Disk:* Space Wars 2400; GFA Object; 1988 Tax Template; SIFT (START's Instant File Translator)  
*Reviewed:* Buyer's Guide to Telecommunications Programs; Calamus.

### JUNE 89

*Features:* Do Anything Business Computer; Arcade Addiction.  
*On Disk:* GFA Vector, Match Quiz ST; Screenwriting with WordPerfect; ST Finciole; Exploring Spreadsheets; Traveling Mattes.  
*Reviewed:* Juggler II; Switch/Back; Revolver; Graphics Tool from Migraph; MIDI Drummer.

**FOR ORDERS ONLY CALL TOLL-FREE**

**1-800-234-7001 7am-5pm PST**

**MasterCard, VISA & AmEx**

**Or send your check to: START BACK ISSUES,**

**544 Second Street San Francisco, CA 94107**

**California residents add 7.25% sales tax.**

## JULY 89

Features: MIDI in the Future Tense; Making MIDI Affordable  
 On Disk: Babel; GFA Object; The ST Theremin; START Arcade  
 Reviewed: Sound Digitizers; EZ-Score Plus; Pagestream; Turbo ST1.4; Hi Soft BASIC and Hi Soft BASIC Professional.

## AUGUST 89

Features: Secrets of a Good User Interface; Tools of the Trade  
 On Disk: POGO; File Search; Splines on Splines; Stumbling Blocks  
 Reviewed: Ultrascrip; DevpacST; dBMAN V; After-Market Floppy Disk Drives; MIDI Magic

## SEPTEMBER 89

Features: Sam Tramiel Interview; Computer Game Violence  
 On Disk: Aeveta I; Ehora; The Seven Skulls; Newspeed; Slither Screen Editor; Cinko  
 Reviewed: Eight Games; Fleet Street Publisher 3.0; STAC, STOS and TaleSpin; NewsCore

## OCTOBER 89

Features: STACY and Portfolio Preview  
 On Disk: CAD-3D-to-DynaCADD Converter; Schedule Maker; ST Softguide; WordPerfect Macros; Boingo  
 Reviewed: DynaCADD 1.56; Hotwire; NeoDesk 2.0 and VDOS ProQueue; Entry-Level Sequencers; Computer Guide to the Solar System

## NOVEMBER 89

Features: The Transputer Connection; Atari and Perihelion; Donny Osmond Interview; The START Disk's New Look  
 On Disk: RezRender; JULIA; Final Approach Controller

## DECEMBER 89

Features: The Future of Atari Computing; A Small Tour of UNIX, Pt. 1; Elmtech's ParSec Graphic Interface  
 On Disk: GFA Companion; Attack; Word Puzzle  
 Reviewed: Accelerator Boards; Beat Box; Mice

## JANUARY 90

Features: A Small Tour of UNIX, Pt. II; CD-ROM; Battle of Britain  
 On Disk: CAD-3D to DXF Conversion; Mystic Realm; Laserdisc Remote Control; Score ST  
 Reviewed: Supercharger & Spectre GCR; Diamond Back & Hard Drive Turbo Kit; ST Pictascan; BetaCad

## FEBRUARY 90

Features: A Small Tour of UNIX, pt. III; TT-/TOS Secrets  
 On Disk: Chaos on your ST; Crunch Time Football; X-10 Controller; AI Doctor  
 Reviewed: Finex V; Final Cut; The Cuckoo's Egg

## MARCH 90

Features: Robert Williams Interview; A Small Tour of UNIX, Pt. 1V  
 On Disk: CAD-3D 1.0 Mountain Solitaire; Spinwheel  
 Reviewed: Clip-Art Overview; Rmovaed Hard Disks; BeckerCAD

## APRIL 90

Feature: Word Processor Comparison; PHASAR Tips  
 On Disk: ST Writer Elite 3.6 PHASAR 3.0; 89 Tax Templates; Super Jackpot Slots  
 Reviewed: Desktop Publishers Overview; PC Speed

## MAY 90

Features: Telecommunications; Sound Designer Scott Gershin Interview  
 On Disk: InfoBase ST; ST; Styzor's Contest; Computer Viruses  
 Reviewed: Critical Path; Dr. T's T-BASIC; VIDIST; WordUp 2.0; FAST Tape Backup; ProteXt

## JUNE 90

Features: Alexey Pazhitnoz Interview; Wayne Gretzky Hockey; Sexist Software Perspective  
 On Disk: Bugs!; Crossword Creator; Wordle; Warrior STI Fun Pages  
 Reviewed: For the Fun of It (11 Games); WORDFLAIR

## JULY 90

Features: Midi Pros Go ST; Multitasking on the ST; Computer Hazards  
 On Disk: Alter Tune; Midi Master Drummer; Midi Programming Tips; Sampsyn  
 Reviewed: PC-Ditto II; Videotext; For the Fun of It

## AUGUST 90

Features: Playing the Developer's Game; Blitter Basics  
 On Disk: CardMaster; Metamorph; SBLIT  
 Reviewed: Detsket II; Cubase; For the Fun of It; DC Utilities

*Antic offers you the complete START library with disk for only \$99.95. All of START'S great articles and reviews, plus dozens of free programs and games. Hurry, because the supplies are limited.*

# START LIBRARY ORDER FORM

ISSUE

MAG. W/DISK

MAG. ONLY

DISK ONLY

\_\_\_\_\_  
 \_\_\_\_\_  
 \_\_\_\_\_  
 \_\_\_\_\_  
 \_\_\_\_\_  
 \_\_\_\_\_

QTY:

× \$14.95  
 \$

× \$4.00  
 \$

× \$10.95  
 \$

=  
 dollar amt. ordered \$ \_\_\_\_\_  
 shipping/handling \_\_\_\_\_  
 Foreign (add \$1 per item) \_\_\_\_\_  
 California residents add 7.25% sales tax \_\_\_\_\_  
 Total amount enclosed US funds only \$ \_\_\_\_\_

Payment Enclosed  Check  Visa  MasterCard  AmEx

Complete Library w/Disk \$99.95 (Shipping and Handling \$15.00)

Name \_\_\_\_\_

Address \_\_\_\_\_

City \_\_\_\_\_

State \_\_\_\_\_ Zip \_\_\_\_\_

Quantities are limited and we cannot guarantee that all back issues are available

Shipping/handling charge is 30¢ per item whether you order the magazine with disk, the magazine only or the disk only. There is a flat fee of \$5.00 for orders of ten or more.

Send to: START BACK ISSUES, 544 Second Street, San Francisco, CA 94107

# TRACKER/ST

## Sophisticated Mail-Merge Program For Small Businesses

REVIEWED BY DAVID PLOTKIN, START CONTRIBUTING EDITOR

**T**racker/ST is a mailing list database that lets you compile a list of names, addresses, phone numbers and associated information, then use that list to generate form letters and mailing labels in an impressive variety of formats. It is menu-driven and employs on-screen buttons, but is hampered by a non-standard interface, and some functions that do not work under TOS 1.4.

### First, The Entry

Tracker/ST is divided into three sections: the Entry screen, the Power Station and the Text Editor.

## AT A GLANCE

Program:	Tracker/ST
Type:	Integrated database for small businesses
Company:	Step Ahead Software Inc. 496-A Hudson St. Suite 39F New York City, NY 10014 (212) 627-5830
Price:	\$79.95
Requirements:	512K
Summary:	Excellent mail-merge database though interface does have some problems. A little buggy under TOS 1.4.

### The Entry Screen

The screenshot shows the 'Entry Screen: TUTORIAL' window. The menu bar includes Desk, File, Edit, View, Settings, Update, Extras, and a clock showing 9:09:44. The form fields are as follows:

- NAME: Lisa Armstrong
- SRL: Lisa
- COMPANY: Magic Carpets
- ADDRESS 1: Pyramid Mall, Building 31
- ADDRESS 2: Broad Avenue
- C, S, ZIP: Springfield MA 02143
- HOME: 413-555-3322
- WORK: 413-555-7741
- FOX: 413-555-6607
- CATEGORY: MEMBER
- RANK: 1
- DATE: 2/14/91
- ID # 61668H
- NOTES: Willing to help on Mondays (her day off). Has minivan.
- SOURCE: TELETHON
- LONG NOTES: (empty)

Buttons on the right include PREVIOUS, NEXT, SEARCH, ADD, EDIT, and DELETE.

The Entry screen is where you enter data. The data format is fixed – but the screen includes all the “normal” mailing-list fields as well as a few special ones that can be quite useful. Fields include name (first and last), salutation, company, address, three phone numbers (home, work and fax), date, ID number, category, rank, source and a single line called “short notes.”

Fields such as category and rank aren't for any fixed use, but can have a variety of purposes. A special characteristic of rank (which must be a number) is that there is a menu command that “counts down” rank. That is, each time you implement that command, all the values for

rank decrease by one. Thus, rank can be equated to “number of issues remaining” in a subscription database, and each time you send out an issue, you can decrement rank by one very easily. The Entry screen includes a “long notes” field that invokes the text editor. The long notes can be of virtually any length and are saved as part of the database.

The menus on the Entry screen pack a lot of power. The File menu lets you load/save a database, import and export your data in several different formats, rename, delete and start a new database. The Edit menu lets you add or delete entries, or just edit a certain field of every



record. The View menu lets you move through the entries (including a search by name or company) or look at them in Browse mode (columnar format, like a spreadsheet). The Settings menu lets you change your defaults, such as whether the first or last name is automatically shown in the salutation field. Additionally, you can sort by company or last name, *spool to a RAM disk* and set the time and date.

One of the most powerful features of Tracker/ST is the Update menu. This lets you change any field with a specified value to a different value. This can be very handy, for example, if you misabbreviated a state, and you want to go back and correct it. The final menu, called Extras, lets you perform housekeeping, such as cleaning up your database (which should be done periodically after heavy activity), counting the number of records, printing a single label and deleting the long notes for an entry. The screen also contains a series of buttons that work much like the menus. Click on a button or type the first letter of the button name to activate its function.

Moving through the Entry screen to enter data is a little bit strange, because even though the screen looks just like a dialog box, it is not. You can't click on a field and then enter data for that field. Also, neither [Tab] nor the up/down arrow keys work to move from field to field. Instead, you must press [Return] to move forward; [Control]-[Return] to move backward. Clumsy, but manageable.


### The Power Station

The Power Station is where you use the data you've entered. You can run reports, do a mail merge or print labels. Each of the main categories has its own box on the Power Station screen, showing the

important settings. Again, this screen is misleading because you can't click on a setting and change it – you must make a menu selection to make any changes. To then perform an action, such as run a report, you must click on the appropriate button or press the keyboard equivalent.

The first step in using the Power Station is to set the filter. Once a filter has been set, only those records that meet the conditions of the filter will be affected by further operations. For example, you could print out labels of only those people in the state of California. The filter

### The Power Station



can be based on any field, but not a combination of fields (i.e., you can't do something like "people who live in Alabama and have a rank less than four").

### Mail Merging

Tracker's Mail Merge function is based on a template. This template is constructed using the text editor. It is not a true mail merge, as the address information and salutation is all that is added to each copy of the template in use. You cannot ask for any of the fields to appear in the body of the letter as you can with "real" mail merging. A variation on this is the "Quick Letter," where you

can modify a template and print it out for a single name, without affecting the model template it was taken from.

Tracker/ST can also generate labels. It comes with standard and Rolodex-style labels built in, but you can design and save your own label formats. These formats can specify which fields appear on each line (multiple fields can appear on each line), how many labels across you want to print and spacing. It takes a certain amount of experimentation to get the format to match the labels exactly, but there is a function that generates Xs to

quickly test your format. Once you have it right, you can save it to disk for future use.

The Editor in Tracker/ST doesn't appear on any menu or button, but the program is smart enough to take you there when need be – such as when you want to add a template or modify some long notes. The Editor has enough functions to get the job done, including filing, block operations, cut and paste, styles (bold, italics, underline, etc.) and a ruler for setting margins. These margins can be set for each paragraph. It does not do tabs, nor can it search and replace. Fortunately, at least for templates, ▶

you can import an ASCII file from another word processor, though you must then add any styles you want in the Tracker/ST text editor.

### An Excellent Database, But...

Tracker/ST is an excellent database, but, as mentioned earlier, it is hampered by an interface that is clumsy in spots, dangerous in others and is partially nonfunctional under TOS 1.4. To be fair, it is not the fault of the author (Nevin Shalit, who certainly knows what an interface should and shouldn't do). The program was written in compiled Superbase command language. This language is pretty fast and loose about the "rules" for programs on an ST. For example, many alert boxes do not have the heavy box around the default choice (the one activated when you press [Return]), yet a choice does take effect when you press [Return] – but which one? The buttons on the alert and dialog boxes are fixed text and there are a set number of them. Thus, you may have to click on Cancel when you want to select "next line," and you have to remember to type in keywords such as "no" or "done" instead of clicking on buttons. More importantly, you are sometimes presented with a button or a file-selector line that the manual warns you not to use. Problem is, these things couldn't be turned off.

This is also true about the Entry screen scroll bars. You're warned not use them, but if you do, you're faced with a blank screen. Further, and much more dangerously, clicking on the right scroll arrow causes a two-bomb crash (at least in my case – Shalit wasn't able to duplicate this problem). The number of menus is also limited by the language, so that there isn't room for all the necessary entries. Thus, some menus include a choice to call up a different set of menu items.

## One of Tracker/ST's most powerful features is the Update menu.

What this means is that some menu items require two mouse actions.

Under TOS 1.4, mouse clicks on buttons don't work. This is not a big problem because each button has a keyboard equivalent. However, Precision Software, Superbase Pro's creators, doesn't seem inclined to fix the problem.

Tracker/ST has an excellent manual, which includes a tutorial and extensive reference section,

### TV TITLES

*continued from page 81*

spiral and a confetti-like effect called "Disolve" [sic]. You can elect to keep up the previous image and gradually place the new image over it, or replace the old with the new. Because it's an image-based system, you can't scroll characters onto the screen one at a time, like in Videotext. But it's still a very nice and flexible system. It does have one major limitation, however: the palette.

Unlike Water Fountain's Videotext, TV Titles 2.0 maintains only a single palette for its 12 screens. If you're careful and manage your palette well, you can achieve reasonably complex-appearing effects with just the 16 available colors. The manual offers several good hints in this regard and you can easily select which palette from the 12 possible images you want. And if all you need is to scroll 12 screens of one- or two-color opening or closing credits over your video, TV Titles 2.0 is perfect. But any of the fancy color effects you can get in TV Titles 2.0 affects all of the images; colors that cycle in Image 1 will also cycle in Image 12, whether you want it or not. As I

index and appendices detailing such important information as importing data from other databases. In fact, if anything, the manual might

be a bit too extensive, repeating passages of text over and over for commands that work the same.

### Overall

Making allowances for the interface, Tracker/ST is an excellent database for handling phone/address lists and simple mail-merge needs. It is powerful and easy to use, and if you have extensive needs in this area, it's definitely worth a look. ■

said above, you need to use a little care and planning.

### Which To Buy?

Overall, I liked TV Titles 2.0, even better than Videotext. They take different approaches to the same task and are really complementary. If you want single-character titling, more varied wipes or multiple palettes, then Videotext is your only ST titling answer. If your needs are more modest and you have some other way to generate the text and images you need for TV Titles 2.0, then go with it. It's less ambitious than Videotext, but more reliable, as well. And at the price, it's an excellent deal. Both Videotext and TV Titles 2.0 are the products of the cottage programming industry and their support systems are limited; unless another publisher elects to publish TV Titles 2.0, you'll have to call the author in eastern Canada for support – and only between the hours of 7 p.m. and 9 p.m. ■

*Andrew Reese is the START Graphics Editor and was Editor of START for nearly two years. He now works for a large San Francisco Bay Area software firm, and still loves his ST.*

BY MARTA DEIKE

## *Thrills and Chills*

Data East presents **Drakkhen**, a 3D, real-time, role-playing adventure set in medieval times, with dragons and damsels in distress. Bethesda Softworks

(now affiliated with Novagen Software) has finally released the sequel to **Mercenary**, **Damocles**, a 3D, intergalactic, role-playing adventure that requires the best of your detective skills and sense of humor.

**Drakkhen**, \$59.95. **Data East**, 1850 Little Orchard St., San Jose, CA 95125, (408) 286-7080. **Damocles**, \$44.95. **Bethesda Softworks**, 15235 Shady Grove Road, Suite 100, Rockville, MD 20850, (301) 926-8300.



## *Niche Corner*

Penatech (Power Electronics Network Analysis Technologies) has carved a space in their software line for electrical engineers. If you're an analog circuit designer involved in network analysis and control systems, check out **The Bode Plotter**. The highlight of the program is the option to obtain semi-log gain and phase response plots of s-domain expressions in high-order systems. **The Bode Plotter**, \$149. **Penatech**, 16058-B English Oaks Ave., Bowie, MD 20716, (301) 249-0496.

## *Where's The Error At?*

Put away your red pencil; Phil Comeau Software presents **The GramSlam Grammar Checker**. **GramSlam** checks documents for common grammatical errors, wordy phrases and misused words. It reports your problem phrase in context, describes the problem and offers alternatives. Used in conjunction with a spell checker, **GramSlam** could be your ticket to impeccable papers. **The GramSlam Grammar Checker**, \$15. **Phil Comeau Software**, 43 Ructer St., Nepean, Ontario K2J 3Z9, Canada.

## *Upgrade Update*

Owners of the sophisticated database **Sales-Pro**, from Hi-Tech Advisers, have even more flexibility in **Sales-Pro 5.25**. The new version features additional transaction applications as well as more elaborate printing options. Version 5.25 also includes the new bar-code accessory #3. The **Sales-Pro** series retails from \$99 (for the standard program) to \$599 (for the muscular **Super Sales-Pro**). Registered owners should contact Hi-Tech for upgrade info. **Hi-Tech Advisers**, P.O. Box 7524, Winter Haven, FL 33883-7524, (800) 882-4310 (U.S.), (813) 294-1885 (Canada).

## *Musicians Take Note*

Passport Designs has just released two new products for the ST. **Trax** is an entry-level, 64-track, personal recording studio on disk. The program is geared for beginners, with options to add music, sound effects and sampled dialogue to presentations. Based on the award-winning **Master Tracks Pro**, **Encore** is a remarkably intelligent program that gives you fast, intuitive techniques for entering music. It transcribes and prints scores, parts and lead sheets on any Postscript compatible laser or lino printer.

Passport is also publishing MIDI records, commercial recordings converted to data song files. The files can be loaded into any MIDI sequencing program, synthesizer or controller and edited. The first MIDI Records Catalog lists over 300 MIDI records in nine different categories, from Ellington's "Take the A Train" to special packs like "Abbey Road."

Prices for MIDI records vary. The catalog is free. **Trax**, \$99.95. **Encore**, \$595. **Passport Designs**, 625 Miramontes St., Half Moon Bay, CA 94019, (800) 443-3210.

Opcode Systems has entered the Atari world with their first ST product, **E-mu Proteus Editor/Librarian**, which includes a Preset Editor, a Master Parameter Editor, a Program Map Editor and a Tuning Editor. The program's patch librarian lets you store and organize thousands of sounds on one disk. **E-mu Proteus Editor/Librarian**, \$149. **Opcode Systems**, 3641 Haven, Suite A, Menlo Park, CA 94025-1010, (415) 369-8131.

### FEATURES

- 97 3 NEW 8-BIT REVIEWS**  
Transkey, AVUE, CSS Black Box
- 103 MONSTER MATCH** by Joe Brzuszek  
Spooky matching game for Halloween fun *Type-In Software 109*
- 104 WINDOWS ON YOUR ATARI** by Jeffrey Summers, MD  
Program your own graphic user interface *Type-In Software 113*
- 107 MISSILE BOMBERS** by Joseph Jimick  
The battle rages from dawn to dusk *Type-In Software 114*
- 108 SOFTWARE LIBRARY**  
3 Easy-to-Type 8-bit Listings, TYPO II, Special Atari Characters

**92  
I/O  
BOARD**

**96  
NEW  
PRODUCTS**

**116  
TECH  
TIPS**

### I/O BOARD

#### NEVER TOO LATE

I am a new owner of an Atari 800 (which is probably seven years old) and am trying to learn how to use it. Last winter I joined "SeniorNet" out of the University of San Francisco (part of the Delphi online network) and am trying to get on the network so I can communicate with other seniors.

I am familiar with the Atari 800 because my grandson had one (and still does) and sometimes he'd bring it to my house. Your magazine is my only source of information — please don't fold up on me!

Mabel Payne (age 72)  
Indianapolis, IN

*SeniorNet can be reached at 399 Arguello Blvd., San Francisco, CA 94118. (415) 750-5030. — ANTIC ED*

#### MORE DTP ATARI

I enjoyed Dave Plotkin's "Desktop Publishing with Your 8-bit Atari" in the June/July issue of Antic.

The address and phone number given for Hi-Tech Expressions are no longer operative. A more recent

address is 584 Broadway, New York, NY 10012. There is also a toll-free number: (800) 447-6543.

I recently purchased the Awardware supplementary graphics disk from Hi-Tech at the above address (\$10.50 including shipping), and don't recommend it. The disk is essentially a copy of the graphics furnished with Print Power.

The Newsroom from Springboard is a great program, on a par with Print Shop. My only complaint is that Newsroom is heavily copy protected. Fortunately, many dealers (including those advertising in Antic offer it for around \$15 — at that price it's a steal!

Thanks for a great magazine!  
Benjamin Poehland  
Frazer, PA

#### POWERPAD SOURCE

Your June/July 1990 had an I/O letter asking about sources for Chalkboard's PowerPad, the large-size drawing tablets. Here's some good news. The entire multi-computer PowerPad line is available from Dunamis, 3620 Highway 317, Suwa-

nee GA 30174. (800) 828-2443; in Georgia (404) 932-0485. Dunamis Inc. even introduces new PowerPad supplies and publishes a quarterly newsletter/catalog. The PowerPad works great with the old MicroIllustrator cartridges. I'd like to hear from any readers who know about programs that were written to assist handicapped users to operate the 8-bit Atari via the PowerPad.

Melvin Waller, Jr.  
Portland, OR

*The manufacturer of the PowerPad, Dunamis, also runs a non-profit, educational foundation dedicated to helping handicapped users. According to representative Ben Satterfield, they will sell their remaining Atari software (PowerPad not included) for only the cost of shipping and handling. Programs available include MicroMaestro, MicroIllustrator, the Programming Kit, and a number of educational programs especially suited for children with special needs. For more information, call or write at the address above. — ANTIC ED.*

# ATARI 8 BIT

## SOFTWARE PARTS AND BOOKS FOR ATARI XL / XE & 800/400 COMPUTERS

### 1050 MECHANISM

Factory fresh TANDON mechanisms difficult repair a snap. Units are complete with Head, Stepper, Spindle motor, belt etc. Just plug in, no difficult alignments or adjustments required.

**\$47.50**

### POWER PACKS

Exact replacement transformer for 800/400, 1050 XL/5E units. Part #007795. **\$14.50**

### XL/XE SUPPLY

Power Pack for 800XL, 800XL, 800XE, 800XE & XE2. **\$25.00**

### KEYBOARDS

New and complete subassembly. Easy internal replacement.

130XE/65XE **\$35.00**

800 **\$40.00**

800XL **\$29.50**

400 **\$12.50**

### XL 40 PIN LSI CHIP SET

A complete set of 40 Pin Large Scale Integrated Circuits for your 800XL, 600XL or 1200XL computer. Great for quick repair! Set contains one each of the following: CPU, GTA, ANTC, FIA and POKEY. **\$16.95**

### 800 4 PIECE BOARD SET

Includes Main Board, Power Supply Assembly, CPU Module and 10K Revision B Operating System Module. All boards are new, tested and complete with all components. **\$28.50**

### 800/400 MODULES

NEW PARTS COMPLETE WITH KCS  
 • CX853 16K RAM Module **\$9.50**  
 • 800/400 CPU with GTA **\$8.75**  
 • 800 KIK "B" CS MODULE **\$8.75**  
 • 800 POWER BOARD **\$4.50**  
 • 400 POWER BOARD **\$0.50**

### MISCELLANEOUS

600XL 8K UPGRADE KIT **\$29.95**  
 800 SERIAL I/O CABLE **\$4.50**  
 SPECIAL 3-1/2 CUBES FOR 1050  
 U.S. JOYSTICK **\$7.95**  
 POWER AVER KEYSTICK **\$19.95**  
 A.CE DOUBLET **\$27.50**  
 400 BOARD SET (Two Kyo) **\$22.95**  
 PADLOCK CONTROL KIT **\$9.95**  
 REV. "C" BASIC ROM IC **\$3.95**  
 RAMBO XL TWO RAM ICs **\$27.50**  
 2765 16K PR MODEM CABLE **\$14.50**  
 800 PR PRINTER CABLE **\$14.50**  
 8-BIT MONITOR CABLE **\$9.95**  
 800 PR INTERF. CABLE **\$43.95**  
 P-R CONNECTION **\$3.00**  
 10 PIN PC CONNECTOR **\$4.50**  
 800XL RF MODULATOR **\$9.50**  
 RF CABLE (COMPUTER TO TV) **\$3.75**  
 1050 TRACK ZERO SENSOR **\$8.50**  
 2765 - 1650 Disk Controller **\$19.50**  
 800 5pc IC set - all except ROM IC **\$19.50**  
 ANIMATION STATION **\$74.95**  
 SPM2 2400 BAUD MODEM **\$124.95**

## BOOKS

Mapping the Atari (XL/XE) **\$24.95**

Mapping the Atari (800/400) **\$18.95**

Computer's First Book of Atari **\$12.50**

Computer's Third Book of Atari

(Includes a high quality type in Word Processor) **\$12.50**

First Book of Atari Graphics **\$12.50**

2nd Book of Atari Graphics **\$12.50**

Graphic Book Combo #1 & 2 **\$19.95**

Electronic Computer Projects **\$9.95**

XE USERS HANDBOOK **\$21.95**

XL USERS HANDBOOK **\$21.95**

Assembly Language Guide **\$21.95**

Atari Basic Faster & Better **\$21.95**

USING NEWSROOM **\$19.95**

YOUR ATARI COMPUTER **\$17.95**

Programmer's Ref. Guide **\$14.95**

Hacker-Book Tricks & Tips **\$5.00**

Write Your Own Games **\$5.00**

How to 6502 Program **\$5.00**

Basic Reference Manual **\$5.00**

INSIDE ATARI BASIC **\$5.00**

DOS 2.0 Reference Manual **\$7.50**

Tech Ref. Notes for 800/400 **\$19.95**

Basic Playground Workbook **\$9.95**

SAMS Repair manuals for 1050, 800XL, 130XE, 800, 400 contain schematics, parts lists, labelled photographs, oscilloscope and logic level readings. **\$24.95 Each**

### ATARIWRITER + PLUS WITH SPELLCHECK

Complete Disk based package **\$29.95**

### BOOKKEEPER & KEYPAD

You get both Atari's 8 bit professional bookkeeping system and the handy CX853 numeric keypad for one low price. Package Factory sealed. **\$19.95**

### VISCALOC SPREADSHEET

Unleash the computing power of your 8 bit Atari with Viscaloc. **\$19.95**

Compute everything from home finances to high powered financial projections. Hundreds of uses. **DISK SET**

### Super DataBase 1-2-3

INNOVATIVE PRODUCT CREATES AMAZING DATABASE APPLICATIONS EVEN IF YOU HAVE NO PROGRAMMING SKILL. ONCE YOU CREATE A PROGRAM WITH SUPER DATABASE IT BECOMES A STAND-ALONE APPLICATION THAT RUNS ON ITS OWN. "GENERATE" YOUR OWN PROGRAMS TO KEEP TRACK OF EVERYTHING. INCLUDES 37 PAGE MANUAL. **3 DISKS \$59.95**

### PRODUCTIVITY SOFTWARE

• Small Business Inventory **\$14.95**  
 • AUTO MAINTENANCE **\$14.95**  
 • REAL ESTATE RECORDS **\$14.95**  
 • MEMBERSHIP RECORDS **\$14.95**  
 • APPOINTMENT PLANNER **\$14.95**  
 • HOME INTEGRATOR **\$17.95**

### AMERICAN EDUCATIONAL

A- SPELLING (4 DISKS) **\$19.95**  
 A- LEARN TO READ (3 DISKS) **\$19.95**  
 A- READING Comprehension **\$19.95**

## CARTRIDGES

For XL/XE's 800/400

PAC-MAN Cartridge **\$4.00**  
 DOOMED KONG Cartridge **\$4.00**  
 DEFEND INVADERS Cartridge **\$4.00**  
 NERF CARTRIDGE **\$4.00**  
 JOY TO THE PLAYERS Cart. **\$4.00**  
 STAR CRUISE Cartridge **\$17.50**  
 DART Cartridge **\$19.50**  
 ONE ON ONE BASKETBALL Cart. **\$17.50**  
 NIGHTCRAWLER Cartridge **\$17.50**  
 FOOTBALL Cartridge **\$14.95**  
 LOU RABBIT Cartridge **\$14.95**  
 GOLF CART 800/400 Only **\$4.00**  
 BUMPERS Cartridge **\$14.00**  
 FLITTER MAN Cartridge by Fly **\$12.50**  
 GARDEN OF MARR Cartridge **\$12.50**  
 MATH ENCOUNTER Cartridge **\$12.50**  
 EASTERN FRONT Cartridge **\$12.50**  
 TURKISH Cartridge **\$5.00**  
 SPY/ASSASSIN Cartridge (No Manual) **\$9.95**  
 PILOT LANGUAGE PACKAGE **\$17.50**  
 SPARTAN-3 Cartridge **\$39.95**  
 ACTION O.S.B. Cartridge **\$55.00**  
 ACTION TUN TIME (DISK) **19.95**  
 MAC-88 O.S.B. Cartridge **\$55.00**  
 MAC-88 KIT DISK **\$5.00**  
 MAC-88 XE Cartridge **\$55.00**  
 R-TIME Cartridge **\$55.00**  
 EXPRESS Free Cartridge version **\$47.95**

### SPINNAPER EDUCATIONAL CARTRIDGES

NONPROFAM Cartridge **\$8.75**  
 FRACTION REVER Cartridge **\$8.75**  
 FRACTION Cartridge **\$8.75**  
 ALGEBRA 200 Cartridge **\$8.75**  
 IF IN THE COLOR GARDEN Cart. **\$8.75**  
 DELTA DRAWING Cartridge **\$8.75**  
 ATOM IN THE COLOR GARDEN Cart. **\$8.75**  
 BERRY BERRY Cartridge **\$8.75**  
 GRANDMA'S HOUSE (Disk) **\$8.75**

### • DATASOFT DISKS •

VIDEO TELL SHOP'S DISK BONUS PACKAGE  
 CRYSTAL 2 Connection Disk **\$14.95**  
 ALTERNATE REALITY (The City) **\$12.50**  
 ALTERNATE REALITY The Teenager **\$12.50**  
 SARACEN Disk **\$9.95**  
 GUNSLINGER Disk (84K) **\$9.95**  
 TOMAHAWK Helicopter Game Disk **\$12.50**  
 THEATER EUROPE War Game **\$12.50**  
 BRUIER Disk **\$12.50**  
 MERCENARY 2ND CITY **\$12.50**  
 BEE GOONER Disk **\$12.50**  
 COHAN Disk **\$12.50**  
 21-8 BAKER ST. (84K) **\$12.50**  
 21-8 BAKER ST. Case Library 1 **\$9.95**  
 21-8 BAKER ST. Case Library 2 **\$9.95**  
 Napoleon in Russia (Borodino) **\$12.50**  
 BIBMAR **\$12.50**  
 DORNO **\$12.50**  
 MOONSHUTTLE **\$4.95**  
 CRACKBROT **\$4.95**

### MICROPROSE DISKS

F-15 STRIKE EAGLE **\$14.95**  
 TOP GUNNER COLLECTION **\$14.95**  
 BILENT SERVICE **\$14.95**  
 KENNEDY APPROACH **\$14.95**  
 BATTLESHIP **\$14.95**  
 DECISION IN THE DESERT **\$14.95**  
 CRUISE IN EUROPE **\$14.95**  
 CONFLICT IN VIETNAM **\$14.95**  
 HELIGAT CALE **\$9.95**

### • INFOCOM DISKS •

• WISHFINGER **\$14.95**  
 • MOONMIST **\$14.95**  
 • SEA STALKER **\$9.95**  
 • HOLLOWWOOD HUNK **\$14.95**  
 • PLANET FALL **\$19.95**  
 • THE MUCKER **\$14.95**  
 • LURING HORROR **\$14.95**  
 • CUT THROATS **\$14.95**  
 • STAY AWAY **\$14.95**  
 • SUSPENDED **\$14.95**  
 • FORT **\$14.95**  
 • DEADLINE **\$19.95**  
 • THE WARRIOR **\$19.95**

### • DISK BARGAINS •

• SUMMER GAMES BY EPYX **\$4.75**  
 • ALLEN AMBUSH **\$4.95**  
 • MURDER FRENCH **\$4.95**  
 • TECHNICAL COUNTRY DREAM **\$4.95**  
 • THE MUCKER **\$4.95**  
 • ROCKET REPAIRMAN **\$4.95**  
 • SPEED KING **\$4.95**  
 • STAY AWAY **\$4.95**  
 • WOMBATS I **\$4.95**  
 • WOMBATS II **\$4.95**  
 • THE GAMBLER **\$7.50**  
 • MASTER CHESS Disk **\$7.50**  
 • A. S.W.A. **\$7.50**  
 • WOMPER STAMPER Disk **\$9.95**

## Disks-XL's/XE's/800

ATARIWRITER - We Sew Buttons

GAUNTLET (84K) **\$12.50**  
 Deeper Dungeons (Reg. Gauntlets) **\$16.95**  
 INFILTRATOR Car. (84K) **\$16.95**  
 TRAILBLAZER Car. (84K) **\$16.95**  
 NERF CARTRIDGE **\$16.95**  
 CROSS COUNTRY ROAD RACE **\$12.50**  
 GHOSTBUSTERS Disk **\$8.95**  
 CYCLO **\$8.95**  
 BEVEN CHIEFS OF GOLD **\$8.95**  
 NIGHTCRAWLER Cartridge **\$17.50**  
 ONE ON ONE BASKETBALL **\$8.95**  
 LOU RABBIT Cartridge **\$8.95**  
 F-15 STRIKE EAGLE Disk **\$14.95**  
 TOP GUNNER COLLECTION **\$14.95**  
 BILENT SERVICE Disk **\$14.95**  
 VISCALOC Spreadsheet **\$19.95**  
 PORTUGAL SALES Disk **\$14.95**  
 ELECTRA-GUIDE Disk **\$7.50**  
 MIND MAZE (Education) **\$7.50**  
 FANTASIA **\$14.95**  
 VIDEO VEGAS Part 1 & 2s **\$9.95**  
 STIMP POWER **\$9.95**  
 ACTION BIKER **\$8.75**  
 RICK STAR **\$8.75**  
 MONEY TALK (Financial) **\$9.95**  
 DOD DUG Disk **\$9.95**  
 PUZZLE PAIR (Disk) by Epyx **\$9.95**  
 CESTIS LA VE Disk **\$9.95**  
 BILL EMERALD (Lp. Adv.) **\$9.95**  
 MOVIE MAKER (Graphics) **\$9.95**  
 FINANCIAL COOKBOOK **\$9.95**  
 BONDING **\$9.95**  
 PREPPER AND PREPPER II (2 GAMES) **\$9.95**  
 FIVE GOOD GUYZ (4 Cartridges) **\$9.95**  
 BUCKAROO BANZI **\$9.95**  
 WARGAMES (Based on the Movie) **\$12.50**  
 DAY AT THE RACES (Incl. Manual) **\$12.50**  
 CHESSMASTER 2000 **\$12.50**  
 BRIDGE 4.0 **\$12.50**  
 PREDAMON **\$12.50**  
 BONDING CONSTRUCTION SET **\$12.50**  
 MOBILITY STUDIO **\$12.50**  
 FORT **\$12.50**  
 FUZZILITRY Disk / Board Game **\$12.50**  
 CARTRIDGE (Incl. Manual) **\$12.50**  
 BEYOND CASTLE WOLFENSTEIN **\$12.50**  
 TEMPLE OF APHRA **\$12.50**  
 AL-ANTS Disk **\$12.50**  
 MOUSE QUEST Disk (84K) **\$12.50**  
 NICKERBOCKER Disk **\$12.50**  
 STOCK MARKET Game **\$12.50**  
 PRINCES OF THE BARBARY COAST **\$12.50**  
 NICKERBOCKER Disk **\$12.50**  
 BULLDOZER BANK Construction Set **\$12.50**  
 BUCKAROO BANZI Adventure **\$12.50**  
 HACKER Adventure by Activision **\$12.50**  
 MIND MAZE Adventure 84K **\$12.50**  
 GHOST CHASER **\$14.95**  
 REALM OF IMPOSSIBILITY **\$14.95**  
 GUTTER WIZARD (Adventure) **\$14.95**  
 BLAZING PADDLES (Graphics) **\$14.95**  
 MATH ENCOUNTER Cartridge **\$12.50**  
 THE BANCALYZER **\$29.95**  
 Advanced Protection Techniques **\$24.95**  
 BUCKAROO BANZI Cartridge **\$12.50**  
 YOUR ATARI GAMES ALIVE **\$23.95**  
 SPARTAN-3 CONQUEST **\$37.50**  
 SPARTAN-3 TOOL-KIT **\$27.50**  
 LSI DATA PERFECT Database **\$CALL**  
 PRINT SHOP **\$39.95**

### • EDUCATIONAL DISKS •

MASTER TYPE (Typing Tutor) **\$22.50**  
 LKWORD GERMAN **\$22.50**  
 LKWORD FRENCH **\$22.50**  
 A- SPELLING (4 DISKS) **\$19.95**  
 A- LEARN TO READ (3 DISKS) **\$19.95**  
 A- READING COMPREHENSION **\$19.95**  
 BATH MAT **\$17.95**  
 HAT **\$16.95**  
 HONEY BEAR Honey Crumb Mash **\$9.95**  
 HONEY BEAR (AGES 3-5) **\$9.95**  
 MONKEY MATH (AGE 4-7) **\$17.50**  
 MONKEY NEWS (DISKS) **\$5.00**  
 TEDDY BEAR Honey Dish **\$12.50**  
 COUNTING & ADDING WITH TIK **\$9.95**

## CALIF. TOL. FREE

1-800-551-9995

IN CALIF. OR OUTSIDE U.S.

CALL 415-352-3787

## AMERICAN TECHN-A-VISION

Mail Order: 15338 Inverness St., San Leandro, Ca. 94579

Sales Office: 2098 Pike Ave., San Leandro, Ca. 94577

TERMS: NO MINIMUM ORDER. We accept money orders, personal checks or C.O.D.'s. Visa, MasterCard okay. Credit cards restricted to orders over \$15.00. No personal checks on C.O.D. Shipping: \$4.00 shipping and handling on orders under \$15.00. Add \$5.00 for C.O.D. orders. In California or P.R. toll free for shipping and handling. Foreign shipping available. Calif. residents include 7 1/2 % sales tax. All products new and guaranteed. All sales final. Send S.A.E. for free catalog. (Price subject to change without notice. Atari is a reg. trademark of Atari Corp.)

**Buy Now!**

# Back Issues SALE

## Complete Your Atari "Toolkit"

### Incredible Savings

#### How To Order:

**Simply tell us if you want special offer A, B, C, or D corresponding to the following selections:**

- A - 1 back issue Antic magazine and Disk.
- B - "GRAB BAG" special offer 12 Back issues Antic and Disk
- C - Complete Antic Library ('83 to '89)
- D - Additional Antic library ('88 and '89)

\* Availability Limited see opposite page of Back issue Antic magazine and disks.

#### Prices

A - Any 1 available Back issue of Antic magazine and Disk per issue **\$7.00**  
*Plus shipping and handling (per issue) \$1.00*

B - "GRAB BAG" special offer any 12 available Back issues of Antic magazine and Disks **\$49.95**  
*Plus shipping and handling \$9.00*

C - Complete Library **\$129.95**  
*Plus shipping and handling \$20.00*

D - Additional library **\$49.95**  
*Plus shipping and handling \$10.00*

#### ORDER #

#### ISSUE

1. **April 1983:** Games- 3-D Maze, Voyer
2. **May 1983:** Telecomputing-Microids, Tele Chess
3. **June 1983:** Databases-Stargazine, Dancin' Man
4. **July 1983:** Graphics-3-D Fuji, Keystoke Artist
5. **August 1983:** Graphics-3-D Fuji, Keystoke Artist

#### ORDER #

#### ISSUE

6. **September 1983:** Education-P/M Tutor
7. **October 1983:** Sports Games-AutoCassette
8. **November 1983:** Sound & Music-Air Raid, Casting Charaters
9. **December 1983:** Buyer's Guide-AUTORUN.SYS, Automate Player/Missiles

## ORDER FORM

#### Selection A-B-C-D (circle 1)

List Selections\*

_____	_____
_____	_____
_____	_____
_____	_____
_____	_____

A-1 issue of Antic magazine w/Disk **\$7.00** (shipping & handling per issue \$1.00)

B-Any 12 issues of Antic magazine w/Disk **\$49.95** (shipping & handling-\$9.00)

C-Complete available Antic library **\$99.95** (shipping and handling \$15.00)

D- Additional library **\$49.95** (shipping & handling \$10.00)

\*Please check opposite page for availability

# Antic

The ATARI Resource

Check Enclosed     VISA     MasterCard

Name \_\_\_\_\_

Address \_\_\_\_\_

City \_\_\_\_\_ State \_\_\_\_\_ Zip \_\_\_\_\_

Credit Card # \_\_\_\_\_

Exp. Date \_\_\_\_\_

Canada, Mexico and all other foreign add \$1.00 per issue.  
Payment in U.S. funds must accompany all foreign orders.  
California residents add 7.25% sales tax.

**ORDER #****ISSUE**

10. **January 1984:** Printers-Pocket Calendars, *Screen dump*
11. **April 1984:** Games-Risky Rescue, Math Wizard
12. **August 1984:** Disk Drives-Horseplay, Recall
13. **October 1984:** Computer Learning-Bouncing Ball, Antic 4/5 Editor/Animator
14. **November 1984:** Computer Adventures-Adventure Island, Advent X-5
15. **December 1984:** Buyer's Guide-Infobits Biffdromp
16. **February 1985:** Finances-Home Loan Analyzer, Drum/Bass Synth
17. **April 1985:** Computer Frontiers-Dot Matrix Digitizer, Speech Editor New Super Ataris-Son of Infobits, Arena Racer
19. **June 1985:** Computer Arts-View 3-D, The Musician
20. **July 1985:** Computer Challenges-Miniature Golf, Guess That Song
21. **August 1985:** Telecommunications-Atari "Toons, Pro\*Term
22. **September 1985:** Power Programming-One-Pass Disk Copy 130, Crickets
23. **October 1985:** Mind Tools-Graph 3D, GEM Color Cascade
24. **November 1985:** New Communications-TYPO II Double Feature, 130 XE Memory Management
25. **December 1985:** Shoppers guide-DISKIO Plus, Box-In
26. **January 1986:** Atari Products are Back-Appointment Calendar, Dungeon Master's Apprentice
27. **March 1986:** Practical Application-Lunar Lander Constructor, Lie Detector
28. **April 1986:** Computer Mathematic-Fractal Zoom, 3-D Fractals
29. **May 1986:** 4th Anniversary-Digital Gardener, Molecular Weight Calculator
30. **June 1986:** Summer Computing-Weather Wizard, Bomb Squad
31. **July 1986:** Computer Arts-Amazing Card Shuffler, Grafcon /ST
32. **August 1986:** Online Communications-Ultrafont, Floppy Filer
33. **September 1986:** Weather-WEFAX Decoder (8-Bit/ST, BASIC Tracer
34. **October 1986:** Hard Disks-Video Stretch, TYPO ST
35. **November 1986:** Personal Finance-Budget data BASE, V-Graph
36. **December 1986:** Shoppers Guide-Stepper Motors, Nuclear Waste Dump
37. **January 1987:** Talking Atari-Talking Typewriter, Rebound
38. **February 1987:** Word Proessing-SF Fogger, Electric Charlie!
39. **March 1987:** Dvrak Keyboard, Multi-AUTORUN
40. **April 1987:** -Designer Labels, Taxman
41. **May 1987:** 5th Anniversary-A-Rogue, Poker Slot Machine

**ORDER #****ISSUE**

42. **June 1987:** Animation-Verbot Commander, Citadel
43. **July 1987:** Print Anything-Ghost Writer, Your New Worth
44. **August 1987:** Atari Muscle-Sidewary Spreadsheet, Diamond Dave
45. **September 1987:** Work/Play-Mighty Mailer, Maximillian B.
46. **November 1987:** Pratical Applications-Critical-Path Projects, WYSIWYG Cassettes
47. **January 1988:** Sixth Annual Shoppers Guide-GFA Basic Converter-Best Type-in Database
48. **February 1988:** ST Scan Reviewed-Animation Moviemaker-Transputer
49. **March 1988:** 2nd Generation video game machines-Graphic Adventure Creator
50. **April 1988:** Video Desktop Atari- XL/XE Virtuoso Animator-ST Cyber
51. **May 1988:** Sixth Anniversary- 3rd Annual Antic Awards-Word Perfect ST
52. **June 1988:** Power Up XE Game System-Casio/ST Midi Special
53. **July 1988:** Newsroom Atari-New CompuServe Commands-Write in Campaign
54. **August 1988:** X-10 Control-XE Game System-Cartridge Classics
55. **September 1988:** Atari Goes Hollywood-Video Title Shop-PC vs. ST & C64
56. **October 1988:** Four 8-Bit Breakthroughs
57. **November 1988:** 8-Bit Memory Upgrades-8-Bit Power Tools-Lightspeed C
58. **December 1988:** Super 8-Bit Contest Winners-Newsroom/Printshop Converter
59. **January 1989:** 8-bit Treasure Guide-VCR Tape Calc-Oki-10 Paint Shop
60. **February 1989:** Antic Index-Equivalence Programming-Kaleidoscope Light Show
61. **March 1989:** Dos Champion-Electronic Billboard-"Planetfill" Adventure
62. **April 1989:** Write your own Adventure Programs-Income Tax Spreadsheet
63. **May 1989:** Seventh Anniversary-Video Cassette Labeler-Talking Programs
64. **June 1989:** Diamond Cartridge(ST Junior)-Animated Print Shop Icons
65. **July 1989:** Atari Glyphics-Ancient Egypt Calander-Red Squares-VCR Timer
66. **October 1989:** "Mapping the Atari" Returns-Customer List Database-New Games
67. **September 1989:** Joystick Test Lab-Super RAMdisk-XF35 Kit Doubles Disk Drive
68. **Oct/Nov 1989:** Money Magic Budgetizer-Hand Held Game System-Bottleneck Breaker
69. **Dec/Jan 1989:** Antic Sinewave Maker-Atariwriter 80-3 Bonus Programs

**PONDERINGS ABOUT MAX'S***(entertainment software)*

Change In Heat

1218 Middlefield Road

Palo Alto, CA 94301

\$22.95, 64K disk, joystick required

Get three games for the price of one with Ponderings About Max's (P.A.M.) from Change In Heat. Arcade-style action fills the 8-bit screen, with a rock-'em-sock-'em barroom brawl complete with flying bottles and smashed chairs, with you duking it out against a tough bunch of stuntmen. Or run and jump your way past the strange creatures and obstacles that fill the ladder mazes and puzzles of "The Dream" and "PAM."

**MY FINGERTIP BUSINESS***(small business software)*

Chameleon Software

1013 Marvern Drive East

Chambersburg, PA 17201

(717) 267-0904

\$14.95, 64K disk

The first of many planned interactive modules, My Fingertip Business includes the following built-in forms: Conditional Sales Agreement, Indemnity Agreement, Limited Power of Attorney, Notice of Overdue Account, and more. The "fill in the blanks" design makes forms easy to use. The included full-featured invoicing program includes automatic sub-totals, grand totals, extension totaling, a monthly invoice total, complete printouts and other useful options. You even get an "Inspirational Quote of the Day," a screen clock, DOS functions, and a HELP option.

To help you get the most from your system, three different formats are available: non-RAMdisk, 64K RAMdisk or extended RAMdisk. Not copy-protected, the program is

compatible with the 600XL, 65XE, 130XE or XEGS with a minimum 64K RAM.

**ESCALPAINT***(paint program)*

MAPDA — USA Branch

c/o Steve Hoffec

333 Peninsula Dr.

Lake Almanor, CA 96137

(916) 596-4159

(\$20, disk)

BESCALPAINT, a new paint program from the Munich Atari XL/XE PD-Association (MAPDA) of Germany is being sold through a U.S. branch of the club. Demo disks are available, several demonstrating art ported from the Amiga and then touched up for the 8-bit Atari with ESCALPAINT.

Written by MAPDA member Volker Eloesser, this impressive program lets 8-bit users create art with both delicate grey-scale shading plus 256 colors — chosen from a potential palette of 25,456 colors. (Some users may have already earlier versions of the program or demo disks using the name DIGIPAIN. The disks were circulated before MAPDA became aware of a conflict with an existing Amiga paint program, Digi-Paint from NewTek.)

The public domain demo disks are available from the MAPDA (\$3 each for shipping and handling), or may be available from your local users group. The ESCALPAINT program can be purchased through MAPDA U.S.A. for \$20.

In addition to ESCALPAINT demo disks, MAPDA produces a bi-monthly magazine on disk (\$5 per issue). Each issue includes art, reviews, programs and articles on programming — the January 1990 issue began an Assembly Language tutorial. The magazine is produced

in both German and American editions. Current English-language editions have suffered a bit in translation, but arrangements have been made for better and faster translations, thanks to the help of German-speaking members of ABACUS, the Atari Bay Area Computer Users Society.

**SLEUTH, POWERMENU, CSS DISASSEMBLER, ULTIMAPPER***(utilities/game aid)*

Creative Software Systems

8715 ValleyView #3

Berrien Springs, MI 49103

48K disk

From Creative Software Systems comes a set of useful utilities designed to work in both single and enhanced density. The Sleuth (\$17.95) disk utility package features a sector editor, file copier, two sector copiers, a directory function that lets you sort files, and an undelete option. For assembly language programmers, the CSS Disassembler (\$8.95) will disassemble M/L programs from memory, disk file or a specified sector. PowerMenu (\$6.95) lets you access the Lock, Unlock, Delete, Rename and Format commands of DOS from one easy-to-use, menu-driven shell. A combined set of all three utilities is available for only \$25.95 plus \$3.50 shipping and handling. (For single copies add \$2.50 each for shipping.)

For fans of the adventure game Ultima IV, Ultimapper (\$5.95) provides complete maps to all of the towns, castles, villages, dungeons and even the world of Ultima IV. (Requires an Epson-compatible printer and Ultima IV.) Or, for \$7 (includes shipping and handling), fans can get a complete set of laser-printed maps. A demo disk of all four programs is available for \$3. ■



*Return of the  
kitchen-table  
Atari developers...*

# THREE NEW 8-BIT REVIEWS

Trans Keyboard, AVUE, Black Box

## TRANSEY

**Harness the power of a  
PC keyboard for your Atari**

*Review by Matthew Ratcliff*

The Transkey is a hardware modification for all 8-bit Atari computers, which allows you to hook up an IBM PC keyboard to your Atari. IBM PC keyboards come in two styles, XT and Enhanced (also called AT or 101 key), and Transkey supports both. Adding an IBM keyboard to any Atari computer can vastly improve your typing speed and quality, while simplifying all editing functions. The hardware includes a small circuit board with its own CPU, ROM software, support circuitry, and an extra ROM socket for future expansion. Version 1.1 of the ROM software was tested for this review.

Two versions are available. One must be soldered in, while the other simply plugs in — if your computer has a socketed POKEY chip. The solder version comes with a flat

ribbon cable that connects to the Transkey circuit board, with 10 solder connections to be made to the POKEY chip at the opposite end. In the plug-in version, the ribbon cable plugs to a small “piggy-back” circuit board. You remove the POKEY chip from the computer and plug it into this small board, which you then plug into the POKEY socket. The circuit board fits neatly under the metal RFI shield on all systems except the 1200XL. For the 1200XL the RFI shield must have a small hole cut in it, or be removed completely, to accommodate the Transkey circuit board. It is held firmly in place with double-sided tape provided with the upgrade kit.

There are four more connections to be made. These make it possible for Transkey's IBM keyboard interface to handle the [START], [SELECT], [OPTION], and [RESET] keys. If the computer is fully socketed, these wires may simply be friction-fit between pins on certain

chips and the sockets they plug into. Otherwise, some soldering is required to attach the wires to the proper locations.

Check your 800XL computer before ordering, to see if it is socketed. Only about a third of all 800XL computers (maybe less) are socketed. If not, there's no point in paying the \$10 extra for a plug-in version. All Atari 400, 800, and 1200XL systems are socketed, so it would be advantageous to order the plug-in version. None of the 130XE, 65XE computers are socketed, so order the solder version. If you are not experienced with soldering, enlist the assistance of someone from your local Atari computer club or Atari dealer, if possible. Soldering mistakes can be costly.

The Transkey comes with another connector and cable that brings out the standard IBM keyboard interface. This may be an in-line connector (like a keyboard extension cable), or a chassis mount. (Specify your choice when ordering.) If you're not squeamish about drilling a 5/8-inch hole in the computer case to mount the keyboard connector, this is better than having a short cable and connector dangling from the back of the machine.

The documentation details installation procedures for the Atari 400, 800, 1200XL, 600XL, 800XL, and 130XE computers. Designer Michael St. Pierre informed me that it would probably work with an XEGS, but has not been tested. Finding all the connections might be a bit difficult, since the XEGS circuit board has a unique layout.

The descriptions are accompanied by detailed, professional-looking drawings. Complete wire connection lists are included as well. The circuit board is a very clean design, expertly crafted. There were numerous spelling and grammar errors in the instructions, ▶

START MAGAZINE'S

# THE GRAB-BAG

## 8 BIT SOFTWARE

BUY ONE AT REGULAR PRICE  
or Choose any 10  
for \$49.95

### NEW PRODUCTS BUY NOW - LIMITED QUANTITIES

NEW

**DROPZONE** - Interplanetary relations have fallen apart again, now is the time for action. "...possibly the best Atari game ever" *Page 6 Mag* - (TH1001) - \$19.95 (counts as two selections)

NEW

**SOLAR STAR** - All you have to do is shoot the disrupters, take the crystals, and run. But you knew it wouldn't be easy!! - (TH1002) - \$19.95 (counts as two selections)

NEW

**CHIPMUNK ATARI DISK COPIER** - Gives you the ability to backup your software for archival reasons without spending big money. - (TH1003) - \$19.95 (counts as two selections)

NEW

**SEASTALKER** - There is something down in the ocean, something terrifying, and you have to face it, because only you can save the Aquadome. (TH0025) - \$17.95 (counts as two selections)

NEW

**DESK TOP PERFORMANCE STUDIO** - Turn your computer into a live performance instrument and multimodal studio - (TH0012) - \$19.95 (counts as two selections)

NEW

**THE X-10 POWERMANAGER** - Use your computer to run the power of your home or apartment. Saves money and time. (TH0029) - \$24.95 (counts as two selections)

#### SPECIAL OFFER

(ACT NOW - VERY LIMITED QUANTITIES)

**XEP80 INTERFACE MODULE** - While they last ANTIC offers you this 80-Column Video Display Controller & Parallel Printer Port *List price \$79.89*

**SALE PRICE \$39.95!**

### ENTERTAINMENT

**ASTROLOGY** - Create beautiful charts for your family and friends. Imaginative gifts, always popular. (APO167) \$15.95

**ATARIORACLE** - The computer OUIJ board. Predicts the future, answers all questions, picks LOTTO numbers. (APO138) \$15.95

**BLUE TEAM BRIDGE** - Tournament level. Play at any time, improves your bidding-or learn to play. Great graphics (APO178) \$15.95

**CRIBBAGE and SEVEN CARD STUD** - Two great card games. The poker players don't cheat, but they bluff. (APO173) \$15.95

NEW

**SUMMER GAMES** - You are an Olynpic athlete competing in eight key events at the Summer Games. Includes track, swimming, diving, and more. (TH6001) \$19.95

NEW

**MATH ENCOUNTER** - Learn the basics of addition, subtraction, multiplication, and division while you guide your Missile Craft through the enemy squadron. (TH6002) \$19.95

NEW

**SUCCESS WITH MATH** - An easy to use private tutorial for grade levels 7 to 11. Comprehensive, self-paced motivator for that problem subject. (TH6003) \$19.95

**KLONDIKE SOLITAIRE AND SEVENS (FAN TAN)**

Two classic strategy card games. Hours of recreation. (APO174) \$15.95

**COLOSSUS CHESS 3.0** - The best Atari chess game for the serious player, beginner or Grand-Master. (APO161) \$15.95

**PUZZLER** - Infinite jigsaw puzzles, use your own pictures. Set difficulty level for any age group. (APO150) \$12.95

**DRAGON'S QUEST** - A wonderful illustrated adventure game for your entire family. Fast and fantastical. (APO139) \$15.95

**KING TUT'S TOMB and CONSTRUCTION SET** - 48 dangerous, multi-screen tombs, or construct your own. (APO149) \$15.95

**CHOP SUEY** - Joystick-busting, action-packed, martial arts excitement. One of our all-time best sellers. (APO162) \$15.95

**WEAKON** - Battle in innerspace, the thrilling, dangerous world of speeding sub-atomic particles. (APO122) \$15.95

**XTAL (CRYSTAL)** - Command a star cruiser! Detailed effects are everywhere. More than a game: an epic. (APO158) \$15.95

## ORDER NOW

TOLL-FREE

**800-234-7001**

MasterCard/Visa Orders Only - All 50 States

# LIMITED TIME OFFER!

## PRODUCTIVITY

**CREATIVE PROCESS 1.8** - An indispensable outline processor. (APO151)..\$19.95

**DEEP BLUE C COMPLIER AND MATHLIB** - The all purpose language and math library. (APO188)..\$19.95

**FLOATING POINT PACKAGE AND EXTENDED D.D.T. (EXDDT)** - A powerful combo for assembly language. (APO189)..\$19.95

**INTERLISP/65 2.5 A** subset of the standard "INTERLISP" dialect of LISP. (APO191)..\$19.95

**RAMBRANDT** - The ultimate paint software on two disks. (APO157)..\$19.95

**SPELL MAGIC** - Check documents generated by other word processing programs, and in context with the document display feature. (APO144)..\$19.95

## TELECOMMUNICATIONS

**BACKTALK1.2** - The Atari becomes a communications droid with the macro command feature. (APO154)..\$19.95

**CHAMELEON CRT TERMINAL EMULATOR 4.03** - One terminal becomes five in a matter of minutes. Requires 48K RAM. (APO113)..\$19.95

## UTILITY

**BASIC VIEW** - A must for all programmers. (APO192)..\$19.95

**DISK SCANNER** - A complete disk editor for single and double density drives. (APO145)..\$5.95

**ENHANCED POKEY PLAYER** - Input and edit music. Tutorial included. Requires Atari Basic. (APO147)..\$15.95

**THE ENHANCEMENT DISKS** - B/Graph's utilities. Requires Atari Basic. (APO190)..\$19.95

**ENVISION** - Create stand-alone pictures or produce Basic and Assembler Source Codes. Requires Atari Basic, MAC/65, SynAssembler, Epson-compatible printer. (APO185)..\$519.95

**PICTURE PLUS 3.0 AND LISTER PLUS 1.5** - The complete graphic utility set. Requires 48K RAM and Atari Basic. (APO179)..\$19.95

**PRINTER DRIVER CONSTRUCTION SET** - Make Atari Writer compatible with every printer. Requires Atari-Writer. (APO131)..\$19.95

**SCREEN PLOT** - Print color micro-screens on most plotters. (APO135)..\$5.95

**SHERLOCK 1050** - Restore crashed disks with the trace option feature. (APO155)..\$19.95

**SOLID OBJECT MODULE** - Create 3D objects easily. Requires 48K RAM and RAMbrandt. (APO182)..\$15.95

## EDUCATION

**MAPWARE** - Add maps to your programs. 9000 pairs of coordinates available. Requires Atari Basic (APO134)..\$19.95

**MEMOREASE+** - Learn to memorize efficiently and quickly. (APO163)..\$19.95

# Buy Now!

**SPACE BASE** - A must for telescope owners. Requires 48K RAM. (APO142)..\$19.95 **SALE OUT**

**SPEEDREAD+** - Learn to read faster with less effort. Requires 48K RAM. (APO164)..\$19.95

## ORDER NOW!

Phone Orders - Toll free number,

# (800) 234-7001

### Mail Order

To order by mail, complete order form and return with payment to The Grab Bag, 544 Second Street, San Francisco, CA 94107.

Payment by check, money order, MasterCard, VISA, or American Express

Payment must accompany all mail orders. Include shipping and handling charges of \$3.50 per order of 1 to 10 disks.

## ORDER FORM

NAME \_\_\_\_\_  
ADDRESS \_\_\_\_\_  
CITY \_\_\_\_\_ STATE/COUNTY \_\_\_\_\_  
ZIP CODE \_\_\_\_\_ PHONE NO. \_\_\_\_\_

QUANTITY	ITEM NO.	DESCRIPTION	PRICE EA.	TOTAL

Price and availability subject to change without notice, as supplies allow. Subtotal of all items ordered (Minimum order \$19.95)

Method of payment:  
 Check/Money order  
 MasterCard  
 VISA  
 American Express  
Credit Card No. \_\_\_\_\_  
Expiration Date \_\_\_\_\_  
Name \_\_\_\_\_  
Signature \_\_\_\_\_

Shipping and handling charges (\$3.50 per order)  
**Total** \_\_\_\_\_

but overall the information is accurate and gets the point across.

### A Better Keyboard?

Once the Transkey installation is complete, simply plug in just about any IBM compatible keyboard, power up the computer, and begin typing. The only flaw I discovered with the Transkey is the keyboard "roll-over" feature; it's too sluggish. When typing on the PC keyboard and Transkey, I must slow my typing noticeably, as compared to my average typing speed on an IBM PC system. This takes a minor bit of getting adjusted to, and will probably only be noticed by fast touch typists. It is still far more responsive than the original Atari 800XL keyboard.

The first big plus for the Transkey is the fact that you can use arrow keys on the keyboard to move the cursor. All those [CONTROL] key combinations ([CONTROL]-[MINUS], [CONTROL]-[+], etc.) are no longer needed to move the cursor. This makes it a pleasure to edit programs.

The HOME key moves the cursor to the top left of the display. SHIFT-HOME clears the display. The END key moves the cursor to the lower left of the display. The PAGE-UP and PAGE-DOWN keys move the cursor to the left and right edges of the screen, respectively. To insert a character on a line, simply press the INSERT key. SHIFT-INSERT will insert a complete blank line. Press the DELETE key to delete characters. In most cases, these editing sequences require an accompanying [SHIFT] or [CONTROL] keypress on the original Atari keyboard.

Of course, every IBM keyboard comes with a numeric keypad. Transkey fully supports this too, either in numeric or cursor positioning mode, as controlled by

the NUM-LOCK key. And this keypad will work with virtually any software, unlike Atari's CX85 keypad, which plugs into a joystick port, and requires a special handler

## Adding an IBM keyboard to any Atari can vastly improve your typing.

not compatible with most word processing programs.

### Function Keys

To enhance programming speed, the Transkey has predefined the IBM keyboard's function keys F1 through F8. In one mode, each function key press outputs a BASIC command, such as POKE or SAVE "D: (allowing you to enter the rest of the filename). In the MAC/65 mode, the commands are specific to this cartridge-based assembler, such as ASM,#,#D: and so on. The function keys F9, F10, F11, and F12 are START, SELECT, OPTION, and HELP keys respectively. (Note that F11 and F12 are available only on enhanced IBM keyboards. If you employ an XT keyboard, it will be necessary to use the computer's console key for OPTION.)

Combining CONTROL with function key presses, you can adjust certain operating modes of the Transkey and special features of the computer. CONTROL-F1 disables and enables the keyboard, both the IBM and the original.

CONTROL-F2 toggles DMA (direct memory access). When you turn DMA off you shut off the ANTIC chip, which frequently accesses computer memory for the screen display. This turns off the screen and speeds up any currently running program by approximately 30 percent. This is useful for

number crunching programs, such as ray tracers.

CONTROL-F3 toggles the audio keyboard click sound off and on. On the XL and XE computers, CONTROL-F4 toggles between two built-in character sets. One set is for character graphics and the other contains international characters used in representing some foreign languages. These fonts are available only on the XL/XE computers. CONTROL-F4 will have no effect on 400/800 systems.

CONTROL-F5 acts as the [HELP] key found on XL and XE systems. CONTROL-F6 is the reverse video key. CONTROL-F7 toggles between the BASIC and Mac/65 macro definitions for the function keys.

### Great ESCape, BREAKing Away

The ESCAPE key is at the far top left of IBM keyboards, a somewhat inconvenient position for Atarians accustomed to having [ESCAPE] just to the left of the number [1] key. On the IBM keyboard, the key in that position is the grave (') character, not used on the Atari. Therefore, Transkey maps this IBM key to [ESCAPE] as well, giving you two [ESCAPE] keys.

CONTROL-SCROLL LOCK acts as the [BREAK] key for the Atari on the IBM keyboard. However, on the IBM computer, the key labeled PAUSE/BREAK is usually used as the break key, in a CONTROL-PAUSE key combination. If you are accustomed to using the standard break method on an IBM computer, this might be a little annoying at first on the Atari. To reset an IBM computer, you press the CONTROL-ALT-DEL keys simultaneously. Transkey makes this the [RESET] for the Atari computer, as well.

### Test Results

I tested the Transkey with Atari-Writer 80, and it worked flawlessly. The screen editing is a bit cumber-

some, however, because AtariWriter uses the console keys in a way that most other programs use [CONTROL] key combinations. For example, [OPTION][=] is the Page Up command in AtariWriter. Transkey does not map Page-Up to an equivalent [OPTION][=] key combination. Therefore, you must use F11 plus = to perform a Page Up in AtariWriter, or use the [OPTION] key on the original keyboard for this function. Similar limitations may be experienced with other word processors as well.

Transkey seamlessly integrates an IBM PC keyboard into your Atari computer. IBM PC keyboards can be had for as little as \$40 by mail order, so the total upgrade cost will be around \$100. The keyboard works best with Atari BASIC, Mac/65, and other programming languages. It is still quite useful when it comes to word processing, with only minor limitations. It would have been nice if Transkey had "programmable macros" for the function and editing keys, so that one could create a custom configuration for any application. However, such a feature would have made Transkey a lot more expensive. Micro Solutions has an excellent product in Transkey, and I highly recommend it.

#### TRANSKEY

Solder-in version	\$48
Plug-in version	\$58
Shipping & handling	\$3
Micro Solutions, Box 750396, Petaluma, CA 94975. (707) 763-9103.	

## AVUE

### Power without Programming

*Review by Chester Cox*

AVUE, the Analog Visual Utility Environment, offers new ways of getting to those marvelous graphics and sounds hidden inside our Ataris. It even offers programming — without programming.

Norman Thornton's AVUE package actually consists of several programs. Foremost is Pather, the actual programming language. It accesses graphics, colors, sound and movement at a rate comparable to machine language. Despite its power, Pather is a simple, straightforward programming language. With commands such as MASK (masks a portion of code as a value or a graphic) and BUCKET (a "bucket of color" from your favorite input device or devices), coding in Pather can be something of an entertaining game in itself. Even a casual programmer will be able to make exciting displays.

A compiled language, Pather lets you type your program in a word processor and save it as an ASCII file, or you can type it in BASIC. AVUE also includes UFORMS, a program which will actually help you write Pather programs, even if you've never programmed before. I don't program myself, yet I've doodled around with this program and come up with some colorful (and *noisy!*) nonsense. The TRACY program doesn't seem to operate as stated in the manual. When I tried to save a traced TRACY picture, I

## Coding in Pather can be something of an entertaining game in itself.

got a frequent ERROR 144 message. (This was an early version of AVUE, and perhaps these problems have already been addressed.)

The manual comes in an inexpensive three-ring binder that nonetheless looks quite classy, with section tabs on the pages. The writing style is friendly and helpful, but the manual doesn't have an index, and more examples would

have been helpful. There are some errors which can slow you down. For example, the instructions tell you to RUN "D:UFORMS.MAK", but the program is actually in LISTed form, so you have to ENTER it before RUNNING.

Even with these flaws, the package is hard to fault. An audio patch cord makes a delightful bonus, and the manual provides ideas on how to use it to create new input devices. I hooked it up to my stereo to make crazy musical color patterns. There's plenty of potential in this gadget — imagine hooking this up to an exercise bike and a racing game on your Atari, so the faster you go, the faster your player goes.

AVUE can't replace real programming skills, but it can make accessing your Atari simpler and more enjoyable for non-programmers. I've been bitten — despite my antipathy towards programming, I continue to play around with AVUE. Perhaps I'll never write a truly useful bit of code, but I'll have fun along the way.

AVUE \$30  
EXIT, 6411 6th St. NW, Washington, DC 20012. (703) 441-1525.

## CSS BLACK BOX

### Hard drive interface for your 8-bit

*Review by Theodore DiVito*

I became interested in Computer Software Services' Black Box recently when a

friend bought one. I had put in a hard disk of my own not long before, using a Multi I/O board (MIO) from ICD as an interface. The MIO can be hard to find, though they're still available direct from ICD. The MIO offers either 256K or 1 megabyte of RAM which can be partitioned into multiple RAMdisks, one printer spooler, a SCSI/SASI hard disk interface, a modem ▶

interface, and a printer interface. This multi-purpose Input-Output device hooks up to the parallel bus on the XL. On an XE it requires an adaptor card for the enhanced cartridge port. The MIO works well with generic IBM hard drives, and I have used it with an Adaptec 4070 RLL hard drive controller, with several brand-name hard drives.

The MIO has some disadvantages, among them its pin structures. Hooking up a 50-pin cable to the hard disk port on the MIO can be difficult, and if you're not careful you can easily break off a pin. The MIO does nothing to enhance floppy I/O, either. Although it has a built-in hardware menu that lets you control the CIO channels, re-arranging device numbers in the process, it has no special handlers to speed the flow of data from hard drives or floppies. An MIO with 256K costs around \$240 (prices fluctuate due to the changing prices of RAM chips).

My friend's Black Box had some impressive features, especially its ability to format hard drives in QUAD density (512 bytes per sector) as opposed to the normal density provided by the MIO. My friend's 30Mb hard drive now had 38Mb. The Black Box also has ultra-speed I/O on all secondary storage devices and allows interleave settings on hard drives to boost their read times. A built-in monitor allows you to dissect any program in assembly language. The Black Box also sports a screen-dump button and a cold-boot button, both very useful trinkets. Another neat item about the Black Box is that you can boot as many as 96 boot-disks off a hard drive. This is a real advantage over the MIO, which only lets you boot about one boot-disk using its RAM.

CSS promises some upgrades for the Black Box, including interfaces

for Atari XF551 floppy drives and for IBM/ST floppy drives. Both the MIO and the Black Box allow modem rates up to 19,200 baud.

Some of the chief disadvantages of the Black Box lie in its architec-

## **The Black Box offers faster speeds and higher-density formats for your hard disk.**

ture. A T-shaped card, the Box is BIG, about 2.5 times the size of an MIO, and it comes with neither case nor RAM. These items are extra and cost considerably more. If you decide to add RAM, you'll be limited to 64K, which can be used as a printer spooler.

However, for those who don't really care about the RAM or a case, the Black Box does have some well-designed cable connections. For hard drives, the Black Box uses clip-pin drive connectors, providing a secure connection unlikely to break under stress (unlike the MIO, which has bare, exposed pins). XE owners will appreciate the fact that an XE adaptor is built right in, and costs nothing extra. I didn't like the printer and modem cable connectors, which are non-standard ribbon cards. However, it is easy to build inexpensive cables for those connectors.

I can recommend both interfaces to any 8-bit owner. Each has its advantages and drawbacks. The MIO has been around a while, proving to be a generally rugged, sound investment. It doesn't offer all the extra frills of the Black Box, but it does come with a case and a minimum 256K of RAM. The Black Box, on the other hand, offers lots of added features, but lacks the case, RAM, and standard printer/modem connectors unless you pay a lot more.

Both interfaces come with well-written, informative manuals. As is the case with so many 8-bit products these days, neither is widely available except through the manufacturers, who are also the

only sources for repairs (to my knowledge). The MIO has the advantage of being a known quantity, a tested, integrated system that is ready to go with all you need for a hard drive setup. The Black Box offers extras like faster speeds and higher density formats for your hard disk, though you may find yourself paying more than you planned if you decide you need that case and RAM. CSS promises future enhancements to the Black Box, and I'm looking forward to seeing how they work.

MIO with 256K	\$239.95
MIO with 1 Mb (if available)	\$469.95
MIO XE adapter	\$ 19.95

ICD, Inc., 1220 Rock Street, Rockford, IL 61101. (815) 968-2228, BBS (815) 968-2229. (Prices may vary due to fluctuations in cost of RAM chips.)

BLACK BOX (bare board)	\$199.95
BLACK BOX (64K RAM)	\$249.95
BLACK BOX CASE	\$ 39.95

Computer Software Services, P.O. Box 17660, Rochester, NY 14617. (716) 586-5545. BBS (716) 247-7157. ■

***Chester Cox is a U.S. Air Force Sergeant who is an active 8-bit supporter and has written many ANTIC reviews.***

***Theodore DiVito is studying Astrophysics at the University of Maryland. He has written several 8-bit Atari astrophotography programs.***

***Matthew Ratcliff is a St. Louis engineer who has long been one of the 8-bit Atari's best known programmers, hardware backers and reviewers.***

# MONSTER MATCH

Spooky Matching Game For Halloween Fun

BY JOE BRZUSZEK



*Sharp graphics and some eerie sounds make this one of the best memory-matching games yet. This one or two-player BASIC program runs on 8-bit Atari computers with 48K RAM and joystick.*

**M**onster Match is yet another computerized card-matching game of the sort known as Concentration or "Husker Du?" (Danish for "Do you remember?"). This time, however, the images you match are all monsters, or other familiar Halloween objects. Each image comes with an appropriate — sometimes funny — sound effect. The snake hisses, the black cat yowls, and ghosts moan as you hunt for their matching cards.

## Getting Started

Type in Listing 1, MONSTER.BAS, check it with TYPO II, and SAVE a copy to disk before you RUN it. If

you have trouble typing the special characters in lines 8020, 8250, and 9005 through 9190, don't type these lines. Instead, type in Listing 2.

When RUN, this program creates these hard-to-type lines and stores them in a file called LINES.LST. To merge the two programs, type NEW, then LOAD "D:QUIZZER.BAS" and then ENTER "D:LINES.LST". Be sure to SAVE the completed version of the program.

For a one-player game, you'll need a joystick plugged the first joystick port. Plug another joystick into the second port for a two-player game. When the game begins, press [SELECT] to choose the number of players. You can also turn the sound effects on or off by

pressing [OPTION]. These amusing effects add a lot to the game — but it does run faster with the sound off. Press [START] to begin play.

The program shuffles a deck of 36 cards, and lays them face down on the screen. With the joystick, move the pointer to the card you want and press [FIRE] to turn the card over. Then see if you can pick the matching card from the deck. If you do, the matched cards are removed from the board, and you get to pick again. If you fail to make a match in a two-player game, the turn passes to the other player. The goal is to match all the cards in the least number of turns, beating your opponent, if any. In two-player

*continued on page 106*

# WINDOWS ON YOUR ATARI

## Program Your Own Graphic User Interface

BY JEFFREY SUMMERS, MD

*The fast machine language routines in this neat little demo make it easy and practical for intermediate (and advanced beginner) Atari BASIC programmers to use windows in their own 8-bit programs.*

The latest fashion in "user interfaces" (how you work with your computer) is the Graphic User Interface, or GUI (pronounced goey). Computers such as the Apple Macintosh, Atari ST, and Commodore Amiga have had this type of interface for years, using windows, icons and drop-down menus to make computing easier. Recently, IBM users have been climbing onto the bandwagon with programs such as Microsoft Windows and Digital Research's GEM. The 8-bit Atari recently gained access to such a system with the Diamond operating system from Reeve Software. However, there hasn't been much that a beginning-to-intermediate BASIC programmer could do to get this kind of fancy display.

Atari Windows makes it fairly simple for users to create windows. Text under the window is saved when the window is opened, and restored when the window is

closed. Text written to the window will be erased when the window is closed. Windows can also be cleaned (their contents erased) without clearing the entire screen. The routines here work well only with regular "Graphics 0" text screens, but windows are usually used in applications programs where this should not be a problem.

### Getting Started

Type in Listing 1, WINDDEMO.BAS, check it with TYPO II, and SAVE a copy to disk before you RUN it. If you have trouble typing the special characters in lines 10020 through 10100, don't type these lines. Instead, type in Listing 2. When RUN, this program creates these hard-to-type lines and stores them in a file called LINES.LST. To merge the two programs, type NEW, then LOAD "D:WINDDEMO.BAS" and then ENTER "D:LINES.LST". Be sure to SAVE the completed version of the program.

You can simply RUN "D:WINDDEMO.BAS" to see Atari Windows in action, but to really appreciate how it works you should have a text-filled screen for a background. One way to do this is to LOAD "D:WINDDEMO.BAS", LIST the program on the screen, and then RUN it. A series of five windows will open on the screen, each with its own little message. Then the windows will close again, one at a time, revealing the windows and text underneath them still intact! (Note that the cursor will be in the middle of the screen, where the last PRINT statement left it.)

In fact, the screen data "behind" each window is stored in memory, and only restored just as the window closes. There is no limit to the number of windows that can be open at one time, but there is a practical limit to the amount of screen information the array used for storage can hold. Currently, this is set to 5000 bytes, which is enough to hold the entire screen being windowed five times — much more than you are likely to use. If you actually need more, simply increase the size of WINDOW\$ in line 10010.

### Window Routines

Four routines handle the windows: WINDOI, WINDOO, WINDOC, and WINDEX. WINDOI sets everything up for the other routines to use. WINDOO opens windows, WINDOC closes them, and WINDEX cleans them (of course!).

Before trying to do anything with windows, your program should perform a GOSUB 10000. The routine at 10000 takes care of all the setup and calls WINDOI, so you should never actually have to use WINDOI.

WINDOO opens a window. The routine has four parameters: the left column, upper row, right column, and lower row of the window ▶





## Moving?



Fill in coupon and mail to:

### START

Subscriptions:  
P. O. Box 535  
Mt. Morris, IL 61054

#### NEW ADDRESS

Name \_\_\_\_\_

Address \_\_\_\_\_

City \_\_\_\_\_

State/Zip \_\_\_\_\_

#### OLD ADDRESS

Name \_\_\_\_\_

Address \_\_\_\_\_

City \_\_\_\_\_

State/Zip \_\_\_\_\_

## WINDOWS

wish to open. So, the following line:

100 D=USR(WINDOO,4,5,25,10)  
opens a window that runs from columns 4 to 25 in rows five through 10. A border is drawn around the window, so be sure to make the windows large enough for the text you want.

The window doesn't really change the way you work with the screen. So, if you want to print something at a particular place within a window you would use the POSITION statement just as you would normally. To print "Hello" in the window you just created:

```
110 POSITION 6,7:PRINT "Hello"
```

Closing a window erases that window's contents and restores whatever was under the window before it opened. The WINDOC routines closes the windows, and it takes no parameters:

```
120 D=USR(WINDOC)
```

Finally, WINDEX erases the contents of the current or top window. This can be useful for asking a series of questions within a window, for example. You can keep your window open while erasing the previous question and response, and then ask another question. This is a bit neater than closing the window and re-opening it with the same dimensions, which would cause the screen contents "underneath" to flash briefly on the screen.

If the windows in the demo move too quickly or slowly for you, change the value of WAIT in line 35. Smaller values shorten the time between window changes, and larger values increase it. ■

*Listing on page 113*

*A physician from Rochester, NY, Jeffrey Summers NY is a frequent contributor to ANTIC. His soundwave-drawing program Antic Sound Creator appeared in the December 1989 issue of ANTIC.*

## MONSTER MATCH

*continued from page 103*

games, if each player winds up holding 18 cards, the winner is the one who overturned the final pair of cards.

### Programmer's Notes

The Monster Match program is quite long and complex. Some of the programming techniques used include a single machine language subroutine that moves "chunks" of memory, an ANTIC mode 4 display, five display list interrupts (DLIs), two-player images, and eighteen unique sound subroutines that begin at line 500.

The DLI initialization and data is contained in line 9005 and stored in page 6, beginning at memory location 1536. The first DLI changes two colors, as well as the starting address for the next DLI. The next four DLIs each change the value in the Character Base Register (54281, shadow at 756).

There are nineteen different card faces (including the back of the card) made up of twelve characters each. That's 19 X 12 = 228 characters needed, but there's only 128 characters available in the set. Each row, however, has only nine different cards, plus the back of the card, requiring only 120 characters per row. Taking advantage of the 8-bit Atari's wonderful DLI capability, the character set base register can be reset for each of the four rows, making it possible to represent all nineteen cards on the screen. Things get a little more complicated than that, but at least you now have a vague idea of how involved a simple program like Monster Match can be! ■

*Listing on page 109*

*Joe Brzuszek of Monroeville, PA, is the author of Landscape Illusion in the December 1986 issue of ANTIC.*

# MISSILE BOMBERS

The Battle Rages From Dawn To Dusk

BY JOSEPH JIMICK

*Enemy bombers are attacking, and it's up to you to stop them. This BASIC program works on any Atari 8-bit computer with a minimum 16K and joystick.*

**W**hen I wrote Missile Bombers I wanted to design an arcade-style game in Atari BASIC without using machine-language subroutines or interrupts. Instead, I used the text-mode scrolling capability, along with a popular Player/Missile graphics trick in which the Player/Missile memory area is made to overlap an area of string memory. The result is a little slow and jerky, but is nevertheless a challenging arcade-style shoot-'em-up which requires a little bit of thinking.

As the player, you must protect your base from attacking enemy bombers. To destroy these bombers, you have a limited number of launchers capable of firing surface-to-air missiles. You must prevent falling bombs from destroying your launchers — not to mention the bombers you just shot down.

These crippled bombers plummet to the ground, crushing your launcher if it's in the way. These determined enemies fly from dawn to dusk, and it's up to you to stay on your toes and clear them from the skies.

## Getting Launched

Type in Listing 1, MISSBOMB.BAS, check it with TYPO II and SAVE a copy to disk before you RUN it. If you have trouble typing the special characters in lines 34 through 36, don't type these lines. Instead, type in Listing 2. When RUN, this program creates these hard-to-type lines stores them in a file called LINES.LST. To merge these lines into your program, first type NEW, then LOAD "D:MISSBOMB.BAS" and then ENTER "D:LINES.LST". Be sure to SAVE the completed version of the program.

When you RUN the program the

first day of battle will begin with the rising sun. Your missile launcher moves horizontally across the bottom of your screen. Move the joystick left and right to guide the launcher, and press [FIRE] to launch a missile. You can have only one missile onscreen at a time, and as it rises steadily the missile will follow the horizontal movement of your launcher. This way, you can guide a missile to its target, as long as you're careful not to accidentally guide your launcher into a falling bomb! Your launcher moves at exactly the same speed as the planes, so plan your shots carefully. Also, note that each missile can only destroy one bomber.

The bomber attacks are divided into days. At the beginning of a day, the sun will rise to the top of the screen, and the bomber attack begins. The sun slowly sinks towards the bottom again, glowing orange as the sky darkens. Once the sun actually sets the attack is over, and the bonus for that attack will be calculated based on the day and the number of enemies destroyed during that day.

There will only ever be two flying bombers on the screen at once, but as the days progress the number of bombs dropped increases. Eventually, the bombs become so numerous that they appear to form two intersecting lines across the screen, falling mercilessly toward your launcher. After about 31 days, gaps between bombs will be almost nonexistent, making the game's end inevitable. I have never seen anyone survive long enough to reach that point — even with the bonus launchers awarded at the third, fifth, seventh, tenth, 13th, 17th, 21st, 26th and 31st days. ■

*Listing on page 114*

**Joseph J. Jimick lives in Grantam, Pennsylvania. This is his first appearance in ANTIC.**

## TYPING SPECIAL ATARI CHARACTERS

The Atari Special Characters and the keys you must type in order to get them are shown below:

For [CONTROL] key combination, *bold down* [CONTROL] while pressing the next key. For inverse [CONTROL] [A] through [CONTROL] [Z], press the [ ] key—or [ ] on the 400/800—then *release* it before pressing the next key. (Press [ ] or [ ] again to turn off inverse.) For [ESC] key combinations, press [ESC] and then *release* it before pressing the next key.

Carefully study the chart above and pay close attention to differences between lookalike characters such as the slash key's [/] and the [CONTROL] [F] symbol [ ].

NORMAL VIDEO			
FOR THIS	TYPE THIS	FOR THIS	TYPE THIS
[ ]	CTRL ,	[ ]	CTRL S
[ ]	CTRL A	[ ]	CTRL T
[ ]	CTRL B	[ ]	CTRL U
[ ]	CTRL C	[ ]	CTRL V
[ ]	CTRL D	[ ]	CTRL W
[ ]	CTRL E	[ ]	CTRL X
[ ]	CTRL F	[ ]	CTRL Y
[ ]	CTRL G	[ ]	CTRL Z
[ ]	CTRL H	[ ]	ESC ESC
[ ]	CTRL I	[ ]	ESC CTRL -
[ ]	CTRL J	[ ]	ESC CTRL =
[ ]	CTRL K	[ ]	ESC CTRL +
[ ]	CTRL L	[ ]	ESC CTRL *
[ ]	CTRL M	[ ]	CTRL .
[ ]	CTRL N	[ ]	CTRL /
[ ]	CTRL O	[ ]	SHIFT =
[ ]	CTRL P	[ ]	ESC SHIFT CLEAR
[ ]	CTRL Q	[ ]	ESC DELETE
[ ]	CTRL R	[ ]	ESC TAB

INVERSE VIDEO			
FOR THIS	TYPE THIS	FOR THIS	TYPE THIS
[ ]	ESC	[ ]	ESC
[ ]	SHIFT	[ ]	SHIFT
[ ]	DELETE	[ ]	DELETE
[ ]	ESC	[ ]	SHIFT
[ ]	SHIFT	[ ]	INSERT
[ ]	ESC	[ ]	CTRL
[ ]	CTRL	[ ]	TAB
[ ]	TAB	[ ]	ESC
[ ]	ESC	[ ]	SHIFT
[ ]	SHIFT	[ ]	TAB
[ ]	TAB	[ ]	CTRL .
[ ]	CTRL .	[ ]	CTRL ;
[ ]	CTRL ;	[ ]	CTRL =
[ ]	CTRL =	[ ]	ESC CTRL 2
[ ]	ESC CTRL 2	[ ]	ESC
[ ]	ESC	[ ]	CTRL
[ ]	CTRL	[ ]	DELETE
[ ]	DELETE	[ ]	ESC
[ ]	ESC	[ ]	CTRL
[ ]	CTRL	[ ]	INSERT

## TYPO II AUTOMATIC PROOFREADER

TYPO II automatically proofreads *Antic*'s type-in BASIC listings. Type in the listing below and SAVE a copy to disk or cassette. Now type GOTO 32000. At the prompt, type in a single program line **without the two-letter TYPO II code at the beginning**. Then press [RETURN].

Your line will reappear at the bottom of the screen. If the TYPO II code does not match the code in the magazine, then you've mistyped your line.

To call back a previously typed line, type [\*], then the line number, then [RETURN]. When the completed line appears, press [RETURN] again. This is how TYPO II proofreads itself.

To LIST your program, press [BREAK] and type LIST. To return to TYPO II, type GOTO 32000. To remove TYPO II from your program, type LIST "D:FILENAME",0,31999, then [RETURN], then NEW, then ENTER "D:FILENAME", then [RETURN]. Now you can SAVE or LIST your program to disk or cassette.

Don't type the  
TYPO II code!

```

WB 32000 REM TYPO II BY ANDY BARTON
UH 32010 REM VER. 1.0 FOR ANTIC MAGAZINE
H5 32020 CLR :DIM LINE$(120):CLOSE #2:CL0
5E #3
BN 32030 OPEN #2,4,0,"E":OPEN #3,5,0,"E"
YC 32040 ? "K":POSITION 11,1:? "
EM 32050 TRAP 32040:POSITION 2,3:? "Type
in a program line"
H5 32060 POSITION 1,4:? " ":INPUT #2:LINE
$:IF LINE$="" THEN POSITION 2,4:LIST B
:GOTO 32060
XH 32070 IF LINE$(1,1)="" THEN B=VAL(LIN
E$(2,LEN(LINE$)):POSITION 2,4:LIST B:
GOTO 32060
TH 32080 POSITION 2,10:? "CONT"
MF 32090 B=VAL(LINE$:POSITION 1,3:? " "

```

```

NY 32100 POKE 842,13:STOP
CN 32110 POKE 842,12
ET 32120 ? "K":POSITION 11,1:? "
":POSITION 2,15:LIST B
CE 32130 B=0:ANS=C
QR 32140 POSITION 2,16:INPUT #3:LINE$:IF
LINE$="" THEN ? "LINE ";B:" DELETED":G
OTO 32050
UJ 32150 FOR D=1 TO LEN(LINE$):C=C+1:ANS=
ANS+(C#0$C(LINE$(D))) :NEXT D
WJ 32160 CODE=INT(ANS/676)
JH 32170 CODE=ANS-(CODE#676)
EH 32180 HCODE=INT(CODE/26)
BH 32190 LCODE=CODE-(HCODE#26)+65
HB 32200 HCODE=HCODE+65
IE 32210 POSITION 0,16:? CHR$(HCODE):CHR$
(LCODE)
VG 32220 POSITION 2,13:? "If CODE does no
t match press and edit line a
bove.":GOTO 32050

```

# MONSTER MATCH

Spooky Matching Game For Halloween Fun

Article on page 103

## LISTING 1



```

UD 1 REM MONSTER MATCH
UA 2 REM BY JOE D. BRZUSZEK
YP 3 REM (c) 1990, ANTIC PUBLISHING, INC.
RZ 9 REM
YU 10 RESTORE 9000:G0S0 8000
RC 20 ON PEEK<20>:V8 G0T0 30:ON PEEK<20>
24 G0T0 25:P0KE 53248,X:G0T0 30
EA 25 P0KE 53248,Z:P0KE 20,Z
WR 30 T=STICK(5):X=X+16*(T=7)-(T=11):Y=
Y+40*(T=13)-(T=14):T=STRIG(5):ON X3
=X AND Y3=Y AND T1 G0T0 20
YZ 35 IF X<X3 OR Y<Y3 THEN P0KE 53279,Z
UH 40 IF Y<103 THEN Y=103
DD 50 IF Y>223 THEN Y=223
BI 60 IF X<58 THEN X=58
MI 70 IF X>186 THEN X=186
LC 80 T=USR<ADR<MMS>,ADR<'*****'>>,P1+Y3,
6>:P0KE 53248,X:T=USR<ADR<MMS>,ADR<PL>
>>,P1+Y,6>:X3=X+3-Y
ST 90 ON PEEK<53252> AND NOT T1 G0T0 100
:G0T0 20
RY 99 REM
XR 100 SOUND Z,U8,U8,U10:SOUND Z,Z,Z,X1
=(X-50)*U4+U2:Y1=0.125*(Y-103)+5:K=X1/
U4+0.5*(Y1/5-U1)*3
E5 110 P0KE 77,Z:I2=ASC<MIX<K>>:I=K*U12-
11:P0KE 53248,Z:IF MIX<K,K>=" THEN
20
HM 120 POSITION X1,Y1:FOR J=Z TO 9 STEP 3
:POKE 766,U1:? CARD$<I+J,I+J+U2>:P0KE
766,Z:? * * * * * :NEXT J
KN 130 TN=U1:IF TN=U2 AND K1=K THEN TN
=U1:G0T0 20
UB 135 IF NOT 50 THEN FOR L=Z TO 50:NEXT
L:G0S0 500+I2*20
JB 140 IF TN=U1 THEN K1=I1:I2=X1:Y2=
Y1:G0T0 20
XJ 150 N=N+U1:TN=Z:IF I1=I2 THEN 300
OK 180 FOR J=Z TO 300:NEXT J:POSITION X2,
Y2:? C1$:POSITION X1,Y1:? C1$:ON NOT
PL G0T0 20:5=5+U1
Z5 190 IF 5=U2 THEN 5=Z:P0KE 53249,56:P0K
E 704,204:G0T0 20
YU 200 P0KE 53249,144:P0KE 704,106:G0T0 2
0
YF 299 REM
SF 300 RESTORE :MIX<K,K>=" :MIX<K1,K1>
=" :FOR I=Z TO U2:FOR K=170 TO 160 ST
EP -U1:P0KE 705,K
FJ 310 SOUND Z,K-100,U10,U4:NEXT K:FOR K=
160 TO 170:P0KE 705,K:SOUND Z,K-100,U1
0,U4:NEXT K:NEXT I
GL 320 SOUND Z,Z,Z,Z:FOR K=Z TO 30:NEXT K
:51=51+U2:5=STR$(51):IF 5 THEN 52=52+
U2:51=51-U2:5=STR$(52)
XU 330 TRAP 334:5=CUI,U1=CAS<5>:U1
+120:5=CUI,CAS<5>:U1=CAS<5>:U1
RI 334 IF NOT 5 THEN POSITION 12,U2:? 5$
AB 335 IF 5 THEN POSITION 34,U2:? 5$
PN 340 FOR I=Z TO 300:NEXT I:POSITION X1,
Y1:? * * * * * :
Q5 350 POSITION X2,Y2:? * * * * * :
FM 355 P0KE 53249,56:IF 52>51 THEN P0KE 5
3249,144
YY 359 REM
GJ 360 I=Z:J=U2:FOR U=U1 TO 6:FOR I=I TO
1-40 STEP -U2:P0KE 705,I:SOUND Z,I,U8
,U8:NEXT I

```

```

CT 362 FOR J=J TO J-40 STEP -U2:P0KE 705,
J:SOUND Z,J,U2,14:NEXT J:NEXT H:SOUND
Z,Z,Z,Z:P0KE 53249,Z
DA 370 POSITION U1,Z:? * * * * * :
DA 380 ? * * * * * :
Q5 390 ON PEEK<53279>=? G0T0 390:P0KE 559
,Z:P=P/256:P=P-U8:G0S0 8030:G0T0 20
MI 498 REM
YL 499 REM
YZ 508 FOR J=U12 TO Z STEP -U2:FOR H=U12
TO Z STEP -U1:SOUND Z,H/U4,U4,J:NEXT H
:NEXT J:SOUND Z,Z,Z,Z:RETURN
PL 519 REM
U5 520 FOR H=Z TO 5:FOR J=25 TO 40 STEP U
4:SOUND Z,J,U10,6:NEXT J:FOR J=35 TO 2
5:5TP-U4
NH 530 SOUND Z,J,U10,6:SOUND Z,U8,U8,U2:N
EXT J:SOUND Z,Z,Z,Z:FOR L=Z TO 90:NEXT
L:NEXT H:RETURN
IX 539 REM
XI 540 FOR H=Z TO U12:FOR J=Z TO U2:SOUND
Z,U10,U8,6+J:NEXT J:SOUND Z,Z,Z,Z
E5 545 FOR J=Z TO RND<Z>*U2:NEXT J:NEXT H
TR 559 REM
ZQ 560 FOR J=U10 TO 30 STEP U4:FOR H=Z TO
U12 STEP 20:J:SOUND Z,J*U4,U2,H:NEXT
H:NEXT J:RETURN
PB 570 REM
YP 579 REM
YU 580 FOR J=U12 TO Z STEP -0.4:SOUND Z,U
4+RND<Z>*U8,U2,J:FOR H=Z TO U4:NEXT H
:SOUND Z,Z,Z,Z:NEXT J:RETURN
BG 599 REM
MI 600 FOR H=Z TO U2:SOUND Z,60,U10,U12:F
OR J=Z TO 20:NEXT J:SOUND Z,Z,Z,Z:NEXT
H
JX 610 FOR J=U12 TO Z STEP -0.4:SOUND Z,6
0,U10,J:SOUND U1,45,U10,J:SOUND U2,76
,U10,J:SOUND 3,91,U10,J:NEXT J:RETURN
RQ 619 REM
U5 620 FOR J=Z TO U8 STEP 0.5:SOUND Z,U8+
RND<Z>*20,U8,J+RND<Z>*U2:NEXT J:FOR J=
U8 TO Z STEP -0.5
GR 630 SOUND Z,U8+RND<Z>*40,U8,J+RND<Z>*U
2:NEXT J:SOUND Z,Z,Z,Z:RETURN
UH 639 REM
DT 640 RESTORE 640:TRAP 650
RN 645 RND J,H,L:SOUND Z,J,U10,U8:SOUND
U1,H,U10,6:FOR T=Z TO 30:NEXT T:IF L T
HEN SOUND Z,Z,Z,Z
SM 646 IF J=121 AND H=Z THEN SOUND Z,114,
U10,U8:SOUND U1,Z,Z,Z
SH 647 G0T0 645
SM 648 DATA 136,182,0,144,182,1,136,173,1
,U,144,0,1,136,182,0,144
EA 649 DATA 182,1,114,173,1,121,0,1,121,1
,02,1,136,182,1,136,173,1
UK 650 SOUND Z,Z,Z,Z:SOUND U1,Z,Z,Z:RETUR
N:DATA 136,173,1,136,182,0,136,182,0,
136,173,0,136,173,0,F
CV 659 REM
CR 660 RESTORE 670:TRAP 670
BQ 665 RND J:FOR H=U10 TO Z STEP -1.6:50
UEND Z,J,U10,H:NEXT H:G0T0 665
XN 670 SOUND Z,Z,Z,Z:RETURN:DATA 243,217
,193,217,193,182,193,182,162,162,1
44,162,144,128,144,128,121,F

```

ANTIC SOFTWARE LIBRARY

```

CD 679 REM
OI 680 FOR J=182 TO 144 STEP -V4:FOR H=V4
    TO V12 STEP V4:SOUND Z,J,V10,H:NEXT H
    :FOR H=V12 TO V4 STEP -V4
LL 685 SOUND Z,J,V10,H:NEXT H:NEXT J:FOR
    J=144 TO 182 STEP V4:FOR H=V4 TO V12 S
    TEP V4:SOUND Z,J,V10,H:NEXT H
NW 690 FOR H=V12 TO V4 STEP -V4:SOUND Z,J
    ,V10,H:NEXT H:NEXT J:SOUND Z,Z,Z,Z:RET
    URN
YQ 699 REM
TM 700 FOR J=5 TO 22:SOUND Z,J,V2,7+J/3:N
    EXT J:FOR J=22 TO 15 STEP -V1:SOUND Z,
    J,V2,7+J/3:NEXT J:SOUND Z,Z,Z,Z
ZF 710 RETURN
MI 719 REM
GI 720 FOR H=10 TO 150 STEP V10:FOR J=H T
    O H+50 STEP 20:SOUND Z,J,V10,V10:SOUND
    U,J-V1,V10,V8:NEXT J:NEXT H
QP 730 SOUND Z,Z,Z,Z:SOUND V1,Z,Z,Z:RETUR
    N
XB 739 REM
BB 740 RESTORE 750:TRAP 750
CN 745 RND J:FOR H=V10 TO Z STEP -V2:SOU
    ND Z,J,V10,H:NEXT H:GOTO 745
NV 750 RETURN:DATA 9.14,9.14,9.F
LY 759 REM
LG 760 FOR H=V12 TO Z STEP -0.2:SOUND Z,1
    53,V12,H:SOUND V1,154,12,H:NEXT H:RETU
    RN
OO 779 REM
DE 780 FOR J=V12 TO Z STEP -0.6:SOUND Z,1
    0,V10,J:FOR H=Z TO V2:NEXT H:SOUND Z,2
    30,V10,J:FOR H=Z TO V10:NEXT H:NEXT J
ZU 790 RETURN
LN 799 REM
BO 800 FOR J=15 TO Z STEP -0.5:SOUND Z,14
    0,V2,V12:FOR H=V1 TO V1:NEXT H:SOUND Z,
    Z,Z,V12:NEXT J:SOUND Z,Z,Z,Z:RETURN
QJ 819 REM
OT 820 FOR J=Z TO V12 STEP 0.2:SOUND Z,Z,
    V8,J:NEXT J:FOR H=Z TO 50:NEXT H:FOR H
    =V12 TO UB STEP -0.2
HP 830 FOR J=H TO H-V8 STEP -V2:SOUND Z,Z
    ,V8,J:NEXT J:NEXT H:SOUND Z,Z,Z,Z:RETU
    RN
PG 839 REM
MS 840 FOR J=U8 TO 15 STEP 0.8:SOUND Z,13
    0+RND(2)+V12,V2,J:NEXT J:FOR J=15 TO Z
    STEP -0.5
XJ 845 SOUND Z,140+RND(2)+V12,V2,J
    N 850 NEXT J:RETURN
EJ 7999 REM
IB 8080 REAR V1,V2,V4,V8,V10,V12:P=PEEK(1
    06)+2:POKE 106,P:DIM MMR(432),PLS(9),C
    ARDS(432),MIX(36),C1(48),5(2)
JH 8010 GRAPHICS Z:POKE 559,Z:DL=PEEK(560
    )+PEEK(561)+M256:POKE 54279,P:P1=P256+
    1024
JN 8019 REM
JC 8020 REM
GG 8030 CARDS="":CARDS(432)="":CARDS(2
    )=CARDS:FOR X=Z TO 11:Y=USR(ADR(CMMS),A
    DR(CARDS),P1*X+432,LEN(CARDS)):NEXT X
ON 8060 POKE 53248,Z:POKE 53249,Z:POKE 54
    286,64:POKE DL+7,130:FOR X=U8 TO 20:PO
    KE DL+X,7:NEXT X
JK 8060 RESTORE 9005:READ CARDS:Y=USR(ADR
    (CMMS),ADR(CARDS),1536,LEN(CARDS)):Y=US
    R(1536)
ZS 8070 POKE 82,Z:POKE 752,U1:POKE 708,60
    :POKE 709,Z:POKE 710,V10:POKE 711,182:
    7 "M":P10=X+Z TO 120? "M":NEXT X
MC 8071 POSITION 13,Z:?"
U5 8078 PLS="1 PLAYER":IF PL THEN PLS="2
    PLAYERS"
OB 8079 MIXS="ON":IF 50 THEN MIXS="OFF"
UT 8080 POSITION Z,U4??"
V1 8080 POSITION Z,U4??"
G0 8085 FOR Y=V12 TO Z STEP -V1:SOUND Z,X
    M+2,Y,V2,Y:NEXT Y
YU 8092 X=PEEK(53279):ON X=7 GOTO 8090:ON
    X=6 GOTO 8150:ON X=3 GOTO 8120:PL=PL+
    V1:IF PL=U8 THEN PL=Z
XR 8100 GOTO 8078
LY 8120 50=50+V4:IF 50=V2 THEN 50=Z
V0 8130 GOTO 8079
CX 8140 REM
FI 8149 REM
BZ 8150 POKE 559,Z:FOR X=U8 TO 20:POKE DL
    +X,V4:NEXT X:FOR X=8 TO 26 STEP 5:POKE
    DL+X,132+NEXT X
HI 8159 REM
BW 8160 PL5="<C15>":C15="<C15>":
    "":FOR X=V1 TO 37:CARDS(CX)
    =CHR(CX):NEXT X
GN 8169 REM
FW 8170 FOR X=Z TO 17:FOR Y=V1 TO V2:SOUN
    D Z,U4,V8,V8:SOUND Z,Z,Z,Z:X1=INT(CRD(
    V1)+LEN(CARDS)-U1)+V1
FG 8180 Y1=ASC(CARDS(X1)):CARDS(X1)=CARDS
    (X1+V1):MIXS(CY1,Y1)=CHR(CX):NEXT Y:NEX
    T X
UG 8200 POSITION 18,U1??"
UX 8210 POSITION Z,U4??"
DKE 1576+X*M16,P+X*U4:NEXT X:P=P256
MX 8220 FOR X1=Z TO 3:RESTORE 9018:READ C
    ARDS:Y=USR(ADR(CMMS),ADR(CARDS),P+24*X1
    *1024,LEN(CARDS)):J=120
KT 8230 FOR Y1=Z TO 8:X=ASC(CHIXS(CX1*9+Y1+
    U1)):RESTORE 9020+X*U10:READ CARDS:50U
    ND Z,U4,V8,V8:SOUND Z,Z,Z,Z
BR 8240 Y=USR(ADR(CMMS),ADR(CARDS),P+J*X1*
    1024+Y1*96,LEN(CARDS))
RK 8242 IF Y1=6 THEN Y=USR(ADR(CMMS),ADR(C
    ARDS(C25)),P+32+J*X1*1024+Y1*96,72):J=1
    20
RB 8245 NEXT Y1:NEXT X1:FOR X=V1 TO 325 5
    TEP 108
ZS 8250 CARDS(CX)=""#0123456789:;<?>#ABCDE
    FGHJKLMNPQRSTUUVWXYZ(1^_<
JU 8252 CARDS(CX+96)="parstuwxvz2"
KO 8260 NEXT X:FOR X=Z TO 35
BT 8270 IF AC(CHIXS(CX+U1))>9 THEN FOR Y=U
    1 TO U12:CARDS(CX+U12+Y,X*U12+Y)=CHR(CA
    SC(CARDS(CX+U12+Y))+128):NEXT Y
MH 8280 NEXT X
K5 8300 POKE 53277,U2:POKE 623,U1:POKE 53
    257,3:FOR X=305 TO 311:POKE P1+X,127:N
    EXT X:POKE 559,62:POKE 704,204
YU 8320 POKE 705,170:FOR Y=Z TO 3:?"
    :FOR X=Z TO U8??"C15:FOR X1=Z TO 3:5
    UND Z,V8,V8,X1:NEXT X1:POKE 53249,56
JU 8330 SOUND Z,U4,V8,V8:SOUND Z,Z,Z,Z:NE
    XT X:?"
EI 8392 REM
GR 9000 DATA 1.2,4,8,10,12
GZ 9004 REM
UZ 9005 DATA
    "
BO 9020 DATA
    "
MJ 9030 DATA
    "
CF 9040 DATA
    "
OR 9050 DATA
    "
XL 9060 DATA
    "
RL 9070 DATA
    "

```

ANTIC SOFTWARE LIBRARY

```

JY 9180 DATA "PEEK(764)=18 OR PEEK(764)=58" THEN 90
BU 9090 DATA "GRAPHICS 0;"
NT 9180 DATA "BEEP 1;"
OZ 9110 DATA "PRINT "3000";"
IA 9120 DATA "PRINT "PTU";"
DX 9130 DATA "PRINT "X";"
CE 9140 DATA "PRINT "C";"
AD 9150 DATA "PRINT "A";"
TG 9160 DATA "PRINT "T";"
CM 9180 DATA "PRINT "67";"
OS 9190 DATA "PRINT "0";"

```

**LISTING 2**

```

00 10 REM MONSTER MATCH, LISTING 2
XU 20 REM BY JOE BRUZSEK
GD 30 REM (c) 1985, 1988 ANTIC PUBLISHING
40 REM <LINES 10-250 MAY BE USED WITH
J  OTHER BASIC LOADERS IN THIS ISSUE.
E  50 REM CHANGE LINE 70 AS NECESSARY.
PR  60 DIM FN(20), TEMP$(20), AR$(93): DPL=P
E  EEK(10592): POKE 10592,255
W0 70 FN$="D": LINES "LST": REM THIS IS THE N
A  ME OF THE DISK FILE TO BE CREATED
80 ? "Disk or Cassette?": POKE 764,25
PY 90 IF NOT <PEEK(764)=18 OR PEEK(764)=
58> THEN 90
TH 100 IF PEEK(764)=18 THEN FN$="C": AN
TIC 5 GENERIC BASIC LOADER"
HY 120 ? "BY CHARLES JACKSON"
KB 130 POKE 10592,DPL: TRAP 200
PU 140 ? : ? : ? "Creating";FN$: ? "...plea
se stand by."
LW 150 RESTORE : READ LN:LN=LN:DM$(LN)=C
1
BC 170 AR$="": READ AR$
V0 180 FOR X=1 TO LEN(AR$) STEP 3: POKE 75
2,255
DM 180 LN=LN-1: POSITION 10,10: ? "(Countdo
wn...T";INT(LN/10):")"
BK 190 AR$(C)=CHR$(VAL(AR$(X+2))): C=C+
1: NEXT X
MH 200 IF PEEK(195)=5 THEN ? : ? : "GOTO
MANY DATA LINES";? "CANNOT CREATE FILE";
END
CM 210 IF C<LN+1 THEN ? : ? "GOTO FEW DATA
LINES";? "CANNOT CREATE FILE";END
UQ 220 IF FN$="": ? : ? "Prepare a cas
ssette, press RETURN;"
AR 230 OPEN #1,0,0,FN$
PU 240 POKE 766,1,?: FN$: POKE 766,0
AL 250 CLOSE #1: GRAPHICS 0: "
KT 1000 DATA 2365

```

```

MB 1010 DATA 8560480500480320770770360610
34104104133204104133203104133206104133
2095104024101206133208104024
1020 DATA 10120613320914408
23209801600
MR 00177203145205230232080022302423025
200802232082616520519272008
1030 DATA 2341652061972082082280960341
550560850580480320670658082068036040808
041061034047048090650851052
5340 DATA 0530540550585058505850608610
6206306465866067068069070071027030704
0750760770780790800081082083
KF 1050 DATA 0840850860870880890900910920
9309409508000100203004005006007080009
010001012013014015016017018
1060 DATA 0190200210220230240250260280
02900310960970098099100101102103104105
106107108109110111011301455057
1070 DATA 0480040503206080650400650321
04169006140100120169017141000002169192
141014212096072169070141010
1080 DATA 2121410230816915414140242081
6917141000002104060472169000141010212
14100922169054141000002104
1090 DATA 0640721690001410120121410092
12169070141000002104064072169000141010
212141009212169006141000000
01 1100 DATA 10406407216900014101214100
09112169071410000002104064155057048048
057032082069077032160206197
EH 1110 DATA 2151601952001932101931952121
97210160211972121601961932121913160155
057048049040832068085084065
HA 1160 DATA 032065085095939309393093930
850855850850870951272508085085245245245
24524511709590590590593939
LZ 1130 DATA 093092532452130870951272552
551171172452452452452452089590590595895
09590959393939325525523245213
1140 DATA 08709512724511711172452452
45254589380895905905905908508525523245
2130852550850851171171171171
CJ 1150 DATA 117245085085150570480500480
320680650804065032008136168010010162034
034130130170040040040040040
JH 1160 DATA 03203404200160130130130130341
6204004213013016042170170170170170170
17017013613004016816212138
UK 1170 DATA 16817503214117137121430471752
55255060125060002625252520800114122058
2424282508470150030030080003
DH 1180 DATA 00300002551950000601952552
5524240192120000929120000150570480051
04803206806504065832042170
FC 1190 DATA 1701661641641651690001301701
701701051051051681701701540260690106
170170170162162162162162170
PJ 1200 DATA 170170170170170170170170170170
70130130130130130130130130130162162
162170170170170170130130130
RE 1210 DATA 1381381381701621381381380020
02006009037080517017013080650865065065
1301301281201440960808085170
LX 1220 DATA 17015505704805204803206080650
04065020120120630624312912000195195
0608025525506008000408048252
CC 1230 DATA 2522070830300000000000000000
0012812063063000000000195195060060000
0000000000408048252252243192
SU 1240 DATA 19208008000000000000055550600
00000000000802970030930930930930930930
00102063063243192192000195
MH 1250 DATA 195060060255506000004080482
52252207003000015085704853048032068
06504065032128128160160160
AO 1260 DATA 268170170128128160160160160160
17017000000000000000000000170168168
16217016816916917018042008
VE 1270 DATA 1700800901961281280000001280
6406412817017004204201031028160170170
17080421281611680042168168170
NP 1280 DATA 1280000000000000000000000000
701701701701001000200000000128128160160
16016003200000000000155057

```

## ANTIC SOFTWARE LIBRARY

TQ	1290 DATA 048850408803206806508406050321	680650804065032080000000000000000000042042
	281281281281281281680320800000000000000	0110631902522521701701700800
	00060617503063063063063063063063063063	1540 DATA 090000000001281601601691691
QU	1300 DATA 01501204000400111391300320470	69165166166166166166169169169101102102102
	0017517117023406025517140600600240243	154168168168104104104104104168
	195012252240000015042034130	FC 1550 DATA 170169170166166165165160800
LC	1310 DATA 1380100408171171031701300000	8517017017015313085168168168104104104
	00000000240252204195179160040032160128	104104169169169169169170042042
	12812812812812800000000000	RU 1560 DATA 0100000001011011021701701701
RJ	1340 DATA 000000000000000000000000	69268168168168168168160128155057049052048
	02002002155057048085540832068065084065	032068065084065032136136136
	03200000000000000000000000	BD 1570 DATA 1361381621680421361361381620
	1330 DATA 0000195050212472550341542401	40138162040138162040138162040138162138
EH	2404012012000000000000000000000000000	0340000020000010001138255
	063255085101069005087007215	NI 1580 DATA 2522040481170520520402542542
IT	2440 DATA 2230000064192240240252525252	060621261271270010003010563255002001005
	5517116317924319580300322322323255247	24525325525255170886170127
	21324725525524202020607195	TP 1590 DATA 255225225822524019200100100
OA	1350 DATA 1921920000010150150150610632	10011615012000000175888240192002003011
	5525512709509509512525255192192240240	047032048176240240240240240
	112092124255155057040056040	EO 1600 DATA 155057049053040003206006508040
UL	1360 DATA 03206065080406503200000000000	650320401281281280031310030030000000000204
	00192192240240032032040040036170060063	2042552550632071680002192192
	00000000000000000000000255	FK 1610 DATA 19219401921940030030031430
YN	1370 DATA 2552552550600400030030602522	6304000024325255255255255255060192194
	44240240252525252500000000000000000000	192194240254012002000100100
	000015015143143175047171043	JD 1620 DATA 012414308150620621301301250602
	1380 DATA 065061301391390802542520000	55060243250640660000050924024188180015
UY	0000000192192501921600303131003015063	01240506300000000000000255
	24000025252240240192000000	CC 1630 DATA 2272552552552552525252525252
NI	1390 DATA 000000000000000000000000000	92000016000016155057049504040032060065
	550570480570480320600650804065032000001	040650832002015063063191191
	0050805021480008064064064064	KL 1640 DATA 2432402552552552552552552552552
CN	1400 DATA 065061301391390802542520000	551282402525252542542543195240240240240
	52236204143064064000000000000002002139	2424024024025206311001201201
	035035035035184248255015011	SR 1650 DATA 0120120120030190030030030030
UY	1410 DATA 1392042482525525400110110020	110151911911910630630470150011012204238
	0200000200200225525525254252552525255	25525519119225506225425252
	254254254063255252525252011	NR 1660 DATA 25218424024003000200000000000
DR	1420 DATA 0116110110470631912552522	00000000243255255190600006060600192128
	522522524024013140224224224224248248	00000000000000000015057049
	24481550570490408004032060065	WE 1670 DATA 05504803206006508040650320120
SU	1430 DATA 004066032000000000020100100	63251227192006025525500003207255252184
	42020000001701701701701700000000000	051255192240188060012240252
	128160160168168042042170160	ML 1680 DATA 2522552142142132132132132451912
KY	1440 DATA 1681604216217170170040040040	5511811811711711725252525092092092092092
	400400400168168170042042010138138138160160	0921242404047018047191188242
	032040010010002002040040040	EY 1690 DATA 244242255255250031681701701
TD	1450 DATA 170162122128130010000000401	7022412822424248060606204254062044002
	6016812812800000000200002000000000170	00200200020001781876018170170170
	1703004034136138170040032032	JY 1700 DATA 17017016625220619200000000000
UP	1460 DATA 1281281281280000001550570490	0000015505704905604803206080650804065032
	4904003206065080406503200000003003015	17015302500716317116708015
	01201201206025525505051040	170 DATA 0000019222117270930930000000
F5	1470 DATA 0482520000001921922402402402	0025225518318118010202540550150030105045
	000150150150630630632525252525207003003	06109312727471308050801081017
	05125525525524024024025252525	WM 1720 DATA 0110832472521121240940310530
DR	1480 DATA 2522525252432432402552552520	52050808054053053061017017162162162166
	60002525255255063006006025252525207	17015302500716317116708015
	015255252520000400508050805	GR 1730 DATA 150615061506150030030000000
DL	1490 DATA 060606204204255255255252522	800808080805213255191000095094124120240
	5224005100020425225204204207195155057	2421280001550570490570408032
	0490500408032060650804065032	KI 1740 DATA 0606060804065032192240101881742
MU	1500 DATA 002005021149005080508050805080	35059191254000000184254255255255254012
	0508050805080514002012800080406060805080	0602402321721762402522521321
	05080508080804080408040804	1750 DATA 21221219117519125518723232522
QX	1510 DATA 086016032000002042040000000	522550512552509209209209209252823248252
	0850808050805080508050805080508050804001	25525525425212070042170102255
	097069069000128064064064064	MZ 1760 DATA 007050600021381381702522521
SN	1520 DATA 06412849021021037005080508050	2409206816816816800806214213181063047011
	09069073065090690690690690690000000000	0001701802101805807255255184
	00000000000001001001001002	CO 1770 DATA 004092092120240254120000155
QZ	1530 DATA 000000001550570490510480320	



# WINDOWS ON YOUR ATARI

Program Your Own Graphic User Interface

Article on page 104



## LISTING 1

```

OH 10 REM WINDOW DEMO
OX 20 REM BY JEFFREY SUMMERS
LJ 25 REM (c)1990, ANTIC PUBLISHING, INC.
MB 30 GOSUB 10000
PT 35 WAIT=1000
UE 40 D=USR(WINDOW,5,5,35,20):POSITION 8,
10:PRINT "This is window number one."
BS 50 FOR I=1 TO WAIT:NEXT I:REM delay
QH 60 D=USR(WINDOW,7,7,37,15):POSITION 10
,10:PRINT "This is window number two."

FE 70 FOR I=1 TO WAIT:NEXT I
QN 80 D=USR(WINDOW,9,9,38,12):POSITION 11
,11:PRINT "This is window number 3."
FH 90 FOR I=1 TO WAIT:NEXT I
NG 100 D=USR(WINDOW,3,3,38,22):POSITION 7
,11:PRINT "This is window number 4."
QC 110 FOR I=1 TO WAIT:NEXT I
DS 120 D=USR(WINDOW,10,5,21,21):POSITION
,11,12:PRINT "This is 55"
QG 130 FOR I=1 TO WAIT:NEXT I
DE 140 FOR J=1 TO 5
BY 150 D=USR(WINDOW):FOR I=1 TO WAIT:NEXT
I
GN 160 NEXT J
E 170 END

CR 10000 REM WINDOWS INITIALIZATION
JO 10010 DIM WINDOWS(5000),WINDO$(10),WI
NDDO$(244),WINDC$(155),WINDX$(149)
KH 10020 WINDO$(1,10)="XXXXXXXXXXXX"
DR 10030 WINDO$(1,80)="XXXXXXXXXXXXXXXXXXXX
XXXXXXXXXXXXXXXXXXXXXXXXXXXXXXXXXXXX
XXXXXXXXXXXXXXXXXXXXXXXXXXXXXXXXXXXX
XXXXXXXXXXXXXXXXXXXXXXXXXXXXXXXXXXXX"
FH 10040 WINDO$(81,160)="XXXXXXXXXXXXXXXXXX
XXXXXXXXXXXXXXXXXXXXXXXXXXXXXXXXXXXX
XXXXXXXXXXXXXXXXXXXXXXXXXXXXXXXXXXXX
XXXXXXXXXXXXXXXXXXXXXXXXXXXXXXXXXXXX"
BZ 10050 WINDO$(161,240)="XXXXXXXXXXXXXXXX
XXXXXXXXXXXXXXXXXXXXXXXXXXXXXXXXXXXX
XXXXXXXXXXXXXXXXXXXXXXXXXXXXXXXXXXXX
XXXXXXXXXXXXXXXXXXXXXXXXXXXXXXXXXXXX"
GO 10060 WINDO$(241,244)="XXXX"
FK 10070 WINDC$(1,80)="XXXXXXXXXXXXXXXXXXXX
XXXXXXXXXXXXXXXXXXXXXXXXXXXXXXXXXXXX
XXXXXXXXXXXXXXXXXXXXXXXXXXXXXXXXXXXX
XXXXXXXXXXXXXXXXXXXXXXXXXXXXXXXXXXXX"
QT 10080 WINDX$(1,149)="XXXXXXXXXXXXXXXXXXXX
XXXXXXXXXXXXXXXXXXXXXXXXXXXXXXXXXXXX
XXXXXXXXXXXXXXXXXXXXXXXXXXXXXXXXXXXX
XXXXXXXXXXXXXXXXXXXXXXXXXXXXXXXXXXXX"
EY 10090 WINDX$(1,80)="XXXXXXXXXXXXXXXXXXXX
XXXXXXXXXXXXXXXXXXXXXXXXXXXXXXXXXXXX
XXXXXXXXXXXXXXXXXXXXXXXXXXXXXXXXXXXX
XXXXXXXXXXXXXXXXXXXXXXXXXXXXXXXXXXXX"
EA 10100 WINDC$(81,149)="XXXXXXXXXXXXXXXXXXXX
XXXXXXXXXXXXXXXXXXXXXXXXXXXXXXXXXXXX
XXXXXXXXXXXXXXXXXXXXXXXXXXXXXXXXXXXX
XXXXXXXXXXXXXXXXXXXXXXXXXXXXXXXXXXXX"
IS 10130 WINDO=ADR(WINDO$):WINDO=ADR(W
INDO$):WINDC=ADR(WINDC$):D=USR(WIND
O),ADR(WINDOW$):WINDEX=ADR(WINDEX$)
DY 10160 RETURN
    
```

## LISTING 2

```

GD 10 REM ATARI WINDOWS, LISTING 2
OX 20 REM BY JEFFREY SUMMERS
AS 30 REM (c) 1985,1990 ANTIC PUBLISHING
EU 40 REM (LINES 10-25) MAY BE USED WITH
OTHER BASIC LOADERS IN THIS ISSUE.
J 50 REM CHANGE LINE 70 AS NECESSARY.)
PR 60 DIM FNS(20),TEMPS(20),ARS(93):DPL=P
E$(10592):POKE 10592,255
HO 70 FNS="D: LINES 157: REM
ONE OF THE DISK FILE TO BE CREATED
RD 80 ? "Disk or 'Bassette?":POKE 764,25
5
    
```

```

PY 90 IF NOT (PEEK(764)=18 OR PEEK(764)=
58) THEN 90
TH 100 IF PEEK(764)=18 THEN FNS="C:"
VB 110 POKE 764,255:GRAPHICS 0:? " AN
TIC'S GENERIC BASIC LOADER"
KB 120 ? "BY CHARLES JACKSON"
MY 130 PDE 10092:DPL:TRAP 700
PU 140 ? :? ? "Creating ?;FNS:?"...plea
se stand by."
LW 150 RESTORE :READ LN:LM=L:DIM A$(LN):
C=1
BC 160 ARS="" :READ ARS
YQ 170 FOR X=1 TO LEN(ARS) STEP 3:POKE 75
2,255
DM 180 LM=LM+1:POSITION 10,10:? "Counto
wn...T-":INT(LM/10):"
BK 190 A$(C,C)=CHR$(VAL(ARS$(X,X+2))):C=C+
1:NEXT X:GOTO 160
MM 200 IF PEEK(195)=5 THEN ? :? ? "GOTO
MANY DATA LINES!":? "CANNOT CREATE FIL
E!":END
CM 210 IF C<LN+1 THEN ? :? "GOTO FEW DATA
LINES!":? "CANNOT CREATE FILE!":END
UQ 220 IF FNS="C:" THEN ? :? "Prepare ca
ssette, press RETURN"
AR 230 OPEN #1,8,0,FNS
PU 240 POKE 766,1:? #1:ARS=POKE 766,0
AL 250 CLOSE #1:GRAPHICS 0:? "XXXXXXXXXXXX
"
MR 1000 DATA 777
LR 1010 DA 049048048050048032087030780
607907305040049044049048041061034104
104141001006104141000006096
IR 1020 DATA 0341550940048080510480320870
730780608079079036040049044050640041061
034104104104133216133213104
WR 1030 DATA 1041332171332121041041332181
041041332191650881321416508913321519
211265214024105040133214165
OB 1040 DATA 2151050001332151652122010002
00235165217133212173000006133220173001
0061332211690811332213164216
YB 1050 DATA 1772141332221652231452142010
103415504904804805200432087073078068
07907903604800560490440490540
HR 1060 DATA 0480410610342080041690821332
232011242080041690000133223201090208004
1690821332213165222132213100
ZF 1070 DATA 80014522016522080241050011332
2104522110500013322164213316218240004
20802444193169124145214165
D5 1080 DATA 212972172080041690691452141
97215208004169067145214165214024105040
034155049048048053048032087
NO 1090 DATA 07307806080790790360400490540
490405051061048041061034165215105
0001332215165217197219240021
AL 1100 DATA 169124133223302121652121972
19208004169090133223164216024144131160
000165219145220200165218145
OB 1110 DATA 220200165217452202001652161
45220200173000061452200173001006145
220165220024105006141000006
ZC 1120 DATA 1652211050000341550490480480
5040048032087073078060807907903604005052
048044050052052041061034141
CT 1130 DATA 001060960341550490480480505
07907903604800560490440490540
048041061034104173000006056
AX 1140 DATA 2330061332201730010062330001
33221160000177220133219200177220133216
200177220133217133212200177
145120013321332161332132191772201410
000006200177220141001006173000006133220
173001006133221165088133214
    
```



## ANTIC SOFTWARE LIBRARY

```

AU 88 IF BC=3 OR BC=7 OR BC=11 OR BC=15 OR BC=19 OR BC=23 OR BC=27 OR BC=31 THEN 70
69 GOTO 104
OF 75 SOUND 0,0,0:POKE 1,0,0:FOR D=5
OE 70 Y=1:POSITION 13,10:? "BONUS LAUNCH
HER":FOR D=0 TO 15:NEXT D
NU 71 GOTO 104
PD 72 E=0:? "M":P=0:M=0
WZ 73 0$=N$
YU 74 POKE 710,133:POKE 711,55
75 SOUND 0,0,0:POKE 1,0,0:FOR D=5
3249 TO 53251:POKE D,0:NEXT D:HH=5
RO 76 BD=BD+1:D<BD:0$=SOUND 2,27,6,0$M<
BD=0$:SOUND 3,28,6,0$M<BD=0$:BH=BD-
.2
WJ 77 IF BD=113 THEN 84
78 IF BD=90 THEN POKE 710,131
KQ 79 IF BD=95 THEN POKE 710,96:POKE 711,
52
RU 80 IF BD>103 THEN 0$(113-BD)="M"
ZU 81 IF BD=103 THEN POKE 710,128
XU 82 IF BD=110 THEN POKE 710,112
ZM 83 FOR D=1 TO 15:NEXT D:GOTO 76
OS 84 POKE 710,0:POKE 711,0:POKE 709,15
5B 85 POSITION 17,8:? "HITS: ";BF:POSITION
N 15,12:? "BONUS: ";BF:BC*100
IF 86 W+BF*M:BC*100:FOR D=0 TO 600:NEXT D

WZ 87 GOTO 59
IJ 88 GRAPHICS 0$:POKE 752,1:POKE 710,0:PO
KE 709,15:POSITION 12,8:? "
AN 89 POSITION 14,12:? "BY JOE JIMICK"
OG 90 REM
GM 91 POSITION 10,18:? " = Setup in Progre
"
QI 92 ON=0:RETURN
UM 93 REM
WL 94 FOR D=0 TO 3:SOUND D,0,0,0:NEXT D
DC 95 POKE 710,0:POKE 709,15:? "M":POSITIO
N 14,12:? "by Joe Jimick"
112
DF 96 REM
05 97 POSITION 10,16:? "press
EA 98 POKE 19,240:POKE 77,PEEK(77)+1
99 IF PEEK(19)=247 OR PEEK(77)=0 THEN
QY
100 IF PEEK(53279)=7 THEN 99
GU 101 POKE 709,1:POKE 710,134
UU 102 M=0:BC=0:Y=5:SOUND 0,255,10,15:50U
ND 1,254,10,15:GOSUB 51:SOUND 0,0,0,0:
SOUND 1,0,0,0
UU 103 GOTO 59
UY 104 E$=C$:F$=C$:G$=C$:H$=C$:?"M"
YD 105 GOSUB 32:GOSUB 40
UJ 106 POKE 53248,8:POKE 53249,8:POKE 532
50,N:POKE 53251,M
PK 107 GOSUB 37:POKE 623,49
MD 108 SOUND 2,27,6,5:SOUND 3,28,6,5
109 POKE 709,1:POKE 710,130
KT 110 POSITION 2,0:? "SCORE: ";M:POSITIO
N 23,0:? "LAUNCHERS: ";Y
UH 111 BU=0:POKE 53278,1:GOTO 11
0A 112 FOR D=0 TO 3:SOUND D,0,0,0:NEXT D:
D$=C$:E$=C$:F$=C$:G$=C$:H$=C$:?"M":PO
KE 53250,0:POKE 53251,0
YY 113 GOSUB 32:GOSUB 40:GOSUB 37
UP 114 FOR D=0 TO 3:POKE 53252+D,128-2*M:
NEXT D
AA 115 POKE 623,49:POKE 709,1:POKE 710,13
8:0$<20$=N$
OK 116 IF W=BN THEN BN=W
YU 117 POSITION 10,6,17?"GAME OVER":POSITIO
ON 14,10,17?"SCORE: ";POSITION (21+4$-
CLOG(4+(W=0))),10,17:?"
WI 118 POSITION 17,12,17? BC:" DAY":IF BC<
15 THEN "5"
WC 119 POSITION 12,14,17?"HIGH SCORE: ";PO
SITION (24+4$-CLOG(WN+(BN=0))),14,17? B
N
OZ 120 POSITION 14,20,17?"PRESS
ZX 121 POKE 77,114:POKE 19,0

```

```

ZG 122 M=(GM-1):N=(HN+1)
TX 123 IF PEEK(19)=14 THEN 93
CH 124 POKE 53250,N:POKE 53251,M
XQ 125 FOR D=0 TO 3:NEXT D:IF PEEK(53279)
=7 THEN 122
UH 126 GOTO 122
FB 127 M=0:BC=0:Y=5:SOUND 0,110,4,15:0$=P
EEK(559):POKE 559,0:GOSUB 50:POKE 559,
00:SOUND 0,0,0,0
PQ 128 ON (PEEK(53252)<0) GOTO 53:POKE 8
4,1:POKE 85,1:? "M":IF PEEK(644)=0 AND
F=103 THEN E=1:Q=10
CL 129 M=(GM-3):N=(HN+3)

```

## LISTING 2

```

PI 10 REM MISSILE BOMBER, LISTING 2
TR 20 REM BY JOE JIMICK
30 REM (C) 1985,1988 ANPIC PUBLISHING
ED 40 REM (LINES 10-250 MAY BE USED WITH
OTHER BASIC LOADERS IN THIS ISSUE.
IJ 50 REM CHANGE LINE 70 AS NECESSARY.)
PR 60 DIM FNS(20),TEMPS(20),ARS(93):DPL=P
EEK(10592):POKE 10592,255
W0 70 FNS="D:LINE$-L$":REM THIS IS THE N
AME OF THE DISK FILE TO BE CREATED
RD 80 ? "Disk or Cassette?":POKE 764,25
5
PY 90 IF NOT (PEEK(764)=18 OR PEEK(764)=
58) THEN 90
TH 100 IF PEEK(764)=18 THEN FNS="C:"
UB 110 POKE 764,255:GRAPHICS 0:? " AN
TIC-5 GENERIC BASIC LOADER"
MY 120 ? "BY CHARLES JACKSON"
KB 130 POKE 10592,DPL:TRAP 200
PU 140 ? ? ? "Creating ";FNS:? "...plea
se stand by."
LW 150 RESTORE :READ LN:LN=LN:DIM ARS(
LN-1)
BQ 160 ARS="" :READ ARS
YC 170 FOR X=1 TO LEN(ARS) STEP 3:POKE 75
2,255
DM 180 LN=LN-1:POSITION 10,10:? "Countdo
wn...T-":INT(LN/10):?"
BK 190 ARS(C)=CHR$(VAL(ARS(X,X+2)):C=C+
1:NEXT X:GOTO 160
MM 200 IF PEEK(15E5)=5 THEN ? ? ? "GT00
MANY DATA LINES!":?"CANNOT CREATE FIL
E!":END
CM 210 IF C<LN+1 THEN ? ? "GT00 FEW DATA
LINES!":?"CANNOT CREATE FILE!":END
UQ 220 IF FNS="C:" THEN ? ? ? "Prepare ca
ssette, press (RETURN)"
AR 230 OPEN #1,0,FNS
PU 240 POKE 766,1,1:ARS:POKE 766,0
AL 250 CLOSE #1:GRAPHICS 0:?"
F5 1000 DATA 231
YZ 1010 DATA 0510520320730360610340360360
6003612609025521903405807403601034000
00000142255024000000034058
0M 1020 DATA 0475036061034000000001132550
24000000030850076836061034024024024024
0600000000360000000000000034
QE 1030 DATA 0500700360610340000001262552
5252551260000000034155051053032077036
06103400009000009000000000
GY 1040 DATA 0000000000240660241651650240
6602400000021921900002192190000219219000
00021921903612912903612919
1050 DATA 0000000360001290240241290000
36000000066219000006600002190660000000
102231195000000195231102800
FI 1060 DATA 00002409000001951950000900240
000006615300009090000153060000000034
150551054032077036040057049
1070 DATA 041061034165000165000001650
001650000000102060000000066102000000
000360001290000001290000036
WS 1080 DATA 000000000000000000000000000000
0000000000034155

```

## GRAPHICS 9 PICTURE LOADER

By Ray Irish

You can quickly and easily load and display your Graphics mode 9 pictures with this simple loader program. When you RUN it, the program displays a menu listing picture files on the disk in drive I. To load a picture, press the corresponding letter on the menu. Once the picture appears onscreen, you can "tint" the picture by pressing any key. Press [RETURN] to go back to the menu.

This program loads pictures in the 62-sector ComputerEyes format. The menu only lists picture files with the appropriate .PI9 extenders (see line 19).

By changing constants to variables, using low line numbers and heavy line compacting, I was able to dramatically reduce this program's run time and memory use. It really shines when used with an autoboot — that way you can even delete DUP.SYS and fit an extra picture on your data disks.

```

0 Z=0:W=1:V=W+W:U=5:T=255:S=U+U:R=T+W:Q=7
64:P=S+W:O=S+U:N=S60:M=710:GOTO 18
1 OPEN #W,U-W,Z,F$:GRAPHICS S-W:C=PEEK<8B
2>PEEK<89>:R=D:USR<ADR C>$,C,7680>:CLOSE
#W
2 K=PEEK<Q>:IF K=0 THEN RUN
3 IF K<T OR K>T THEN POKE M+U,Y:POKE Q,T:
Y=Y+16:IF Y=240 THEN Y=Z
4 GOTO U
5 INPUT #W,F$:POSITION O,G:G=G+W:IF G>S+U
+U+W THEN G=S+U:GOTO U
6 IF F$<U,S>="FREE S" THEN POKE Q,T:OPEN
#U,U-W,Z,"K":GOTO S+U
7 B$="" :FOR J=W+U TO S:IF F$(J,J)="" THEN
N GOTO S-W
8 B$<LEN(B$)+W>=F$(J,J)
9 NEXT J:IF F$(S-W,S+W+U)="" THEN GOTO
P
10 B$<LEN(B$)+W>="" :B$<LEN(B$)+W>=F$(S+W
,S+W+U)
11 A$<S+U-LEN(B$)>:IF A<W THEN GOTO S+W+U
12 FOR J=W TO A:B$<LEN(B$)+W>="" :NEXT J
13 TRAP S+U-W:Z=C$(G,G),"":? F$(W,W):B$
:F$(S+U,S+U-W)
14 A$<LEN(A$)+W>=B$:GOTO U
15 TRAP S+U:CLOSE #W:POSITION S+U+W,18:?
" :IF E<W OR E>S+W THEN RUN
16 F$=O$:B$=A$(E-W,E*O):FOR I=W TO S+U:
IF B$(I,I)<>" THEN F$<LEN(F$)+W>=B$(I,I)
17 NEXT I:F$="hbnmopqrstuvwxyz0123456789
*":CLOSE #W:GOTO W
18 GRAPHICS Z:POKE M,Z:POKE 752,W:B=PEEK<
N>:R=PEEK<N+W>:DIM A$(N),B$(S+5),C$(S+U+U
),D$(C+U),E$(S+5+S),F$(S+S):H=Z
19 POKE B+S-W,U+W:POKE B+S,U+W:D$="D1":C
$="*****ABCDEFGHIJK":B$=D$:POKE M-U,S:B$<
LEN(B$)+W>="" :PI9":G=U:POKE 82,W
20 POKE 65,Z:OPEN #U,W,Z,B$:POSITION U,
U:? " Antic's GR-9 Picture Loader#"?
? " * VARIETY DISK * "
21 POSITION U-W,19:? "At Pic (GRAPHICS)-Menu
ext." :Tint"? " 62 Sector w.PI9
ext.":POKE 580,W:GOTO U

```

## P:R: CONNECTION HELP

By David Mitschelen

ICD's P:R: Connection is a popular printer and serial interface for the Atari 8-bit. It connects your Atari to the rest of the world — but sometimes that connection can go bad. The following tips may help you track down any problems you may be having with your P:R: Connection.

(The ANTIC staff was not able to verify that all these wiring tips are correct. As always, ANTIC is not responsible for any damage that may result from hardware modifications mentioned here. Also, be aware that opening or modifying any device may void its warranty, if any.)

If your printer doesn't work when attached to the P:R: Connection using the standard cable, check to make sure the cable has the shielding wire or foil grounded to the printer chassis (but not to the interface). Many printers won't require the connection, but my bargain-basement NEC PR105 just sat there without it.

If your printer saves paper but makes a mess of your message by printing over the same line, you need a carriage return with line feed. Software will often handle the problem during setup, or you can change a dip switch in the printer. But if it's a common problem for you, the easiest solution may be to change the jumper inside the P:R: Connection. There are two internal jumpers. One disconnects the parallel interface if it causes problems when using the serial connection, and the other changes the default carriage return without line feed into a carriage return with line feed.

The serial port on the P:R: Connection is used for connecting to a modem or to another computer through a null modem cable. Null modems seem to cause more problems than modems. A null modem is a handy way to transfer text or data files between non-compatible systems or disk formats. It does away with the need for a modem and telephone line, and allows faster sending rates than many modems can handle.

The only problem is getting the null modem to work, since the normal wires have to be crossed: send goes to receive, etc. The bare bones send/receive/ground connection won't work if your terminal program, such as 850 Express, checks for a carrier signal. The standard null modem configuration from Radio Shack and ANTIC (July 1984, page 46) connected

all the pins, but didn't work with my NEC Starlet. Noticing a short remark in the P:R: Connection manual that the Clear To Send (CTS) should be connected to the Data Set Ready (DSR), I rewired my null modem as shown below. I can now successfully transfer data in both directions. I hope one of the three configurations

below, for connecting a 25 pin RS-232 to an Atari 9-pin interface, will bring you success, too.

P:R: CONNECTION \$89.95  
 ICD, 1220 Rock Street, Rockford, IL 61101. (815) 968-2228. Also requires \$14.95 ICD cable.

25-Pin RS-232	Atari 9-Pin Interface		
	Radio Shack	ANTIC's	Mine
1&7 (GND)	5 (GND)	5	5
2 (XMT)	4 (RCV)	4	4
3 (RCV)	3 (XMT)	3	3
4 (RTS)	8 (CTS)	7 (RTS)	2 (DCD)
5 (CTS)	7 (RTS)	8 (CTS)	1 (DTR)
6 (DSR)	1 (DTR)		1
8 (DCD)	1 (DTR)	2 (DCD)	7 (RTS)
20 (DTR)	2 (DCD) & 6 (DSR)	6	6 & 8 (CTS)

***At START magazine we appreciate every subscriber we have. Please let us know how we're doing and how we can improve our service.***

*If a problem arises with your START subscription, gather together the following things: a recent mailing label, a copy of your invoice or renewal notice, and any correspondence you have received from us. Call or write us and we'll take care of the problem.*

**Write:**

**START Customer Service**  
**P.O.Box 535**  
**Mt. Morris, IL 61054**

**Or Call:**

**(815) 734-6309**  
**between 8:30 AM and**  
**10:30 PM Central Time**

### ***Easy Way To Replace a Damaged START Disk***

**SUBSCRIBERS:** Just phone START Subscription Customer Service at (815) 734-6309, Monday-Friday, 7:30 AM - 10:30 PM Central Time. An operator will confirm your subscription and arrange for your new disk to be mailed.

**NEWSSTAND BUYERS:** Send your damaged disk to: START Disk Exchange, 544 Second Street, San Francisco, CA 94107. A replacement disk will be mailed to you.

## ***Let's discuss the Issues!***

Your Subscription expiration date is clearly printed on your mailing label. The issue indicated at the top of your mailing label will be the last issue of your subscription.

MAR 90  
 94107RDR544SCOOU SART 055  
 J. READER STA  
 544 SECOND STREET BBF  
 SAN FRANCISCO CA 94107

If your records disagree with ours, please call START customer service (815)734-6309 to correct the mistake. Remember, often our correspondence crosses in the mail, so please allow 6-8 weeks for renewals and changes.

3257 KIFER ROAD  
SANTA CLARA, CA 95051  
(408) 749-1003  
(408) 749-9389 FAX

# B&C For all your Atari computer needs... ComputerVisions

STORE HOURS  
TUE - FRI 10am - 6pm  
SAT - 10am - 5pm  
CLOSED SUN - MON

## 520/1040/MEGA ST SOFTWARE TITLES

ALTERNATE REALITY CITY .....	14.95	DEVON AIRE .....	19.95	OGRE .....	14.95	THE GAMES .....	9.95
ATARI PLANETARIUM .....	19.95	DIVE BOMBER .....	9.95	PROJECT NEPTUNE .....	14.95	THE PANN .....	9.95
ARCTIC FOX .....	9.95	FINAL ASSAULT .....	9.95	QUEZ WIZARD .....	9.95	TOWER TOPPLER .....	9.95
ART & FILM DIRECTOR .....	19.95	FIRST WORD .....	9.95	RED STORM RISING .....	29.95	TRACKER (TOS 1.0) .....	1.95
ATQROUL .....	19.95	GOA BASKETBALL .....	14.95	SENTRY .....	4.95	ULTIMA III .....	24.95
BACKGAMMON .....	19.95	GFA BASIC 3.0 .....	39.95	SEYFOX .....	9.95	UNIVER MILITARY SIMU. ....	14.95
BATTLESHIP .....	9.95	GOLDEN PATH (TOS 1.0) ..	1.95	SPACE STA. OBLIVION .....	9.95	WARSHIP .....	9.95
B.S.E.T. BUSINESS MGMT. ....	75.00	GUILD OF THIEVES .....	9.95	SPIFFIE 40 .....	19.95	WINTER GAMES .....	9.95
CALIFORNIA GAMES .....	14.95	IMPOSSIBLE MISSION 2 .....	9.95	STARGLIDER .....	9.95	WIZARD CROWN .....	29.95
CARRIER COMMAND .....	14.95	KNIGHT ORC .....	4.95	SUB BATTLE SIMULATOR .....	9.95	WORD QUEST .....	4.95
CHAMPIONSHIP WRESTLING .....	9.95	METECROSS .....	9.95	SUPERSTAR ICE HOCKY .....	19.95	WORLD GAMES .....	9.95
COMBAT COURSE .....	13.50	NOVELIES .....	19.95	TECHNOPOP .....	19.95	WORLD KARATE CHAMP .....	9.95
DEATH SWORD .....	9.95	OCF ART STUDIO .....	9.95	TEMPLE APSHAI TRILOGY .....	9.95		

We have over 1000 titles  
in stock. If you don't see  
what you want... GIVE US  
A CALL!



### ATARI LYNX THE PORTABLE COLOR ENTERTAINMENT SYSTEM INCLUDES CALIFORNIA GAMES

**\$179.95**

#### ADDITIONAL ACCESSORIES:

NYLON FANNY PACK .....	34.95
ELECTROPOP .....	31.50
BLUE LIGHTNING .....	31.50
GAUNTLET (1-4 PLAYERS) .....	35.95
GATES OF ZENDOCON .....	31.50
CHIPS CHALLENGE .....	31.50

### JRI PRODUCTS

GENLOCK DEMO UNITS (2 ONLY)  
REQUIRES MEGA 2/4 SYSTEM

**\$400**

RAM+ 1-4 MEG MEMORY UPGRADE

**\$125.00**

(REQUIRES SIMMS)

4096 COLOR BOARD  
WITH VIDEO SHIFTER

**\$99.00**

### THE VERY BEST MOUSE SELECTION!!

LOGITEC .....	39.95
STANDARD ATARI .....	45.00
BEST ELECTRONICS .....	49.95
GOLDEN IMAGE WITH PAD .....	59.95
OPTICAL WITH PAD .....	89.95
CORDLESS .....	129.95

#### MOUSE PARTS:

MOUSE MAT .....	8.95
ATARI MOUSE CABLE .....	7.95

### \*\*\* SPECIAL VALUES \*\*\* (some limited quantities)

DISCOVERY CARTRIDGE OPTION 0 .....	125.00
DISCOVERY CARTRIDGE OPTION 2 .....	199.00
TRANSLATOR ONE (FOR SPECTRE 128) .....	249.00
MAGIC SAC PLUS WITH 64K ROMS .....	39.95
DVT VCR TAPE BACKUP SYSTEM .....	99.00
CASIO MT-24 KEYBOARD WITH MIDI .....	99.00
SUPERCHARGER (IBM EMULATOR) .....	425.00
64K MAC ROMS (SET) .....	5.00
128K MAC ROMS (SET) .....	129.95
ATARI ST DIAGNOSTIC CARTRIDGE .....	39.95

### ATARI ST ACCESSORIES

MOUSE MASTER .....	39.95	CLOCK CART .....	39.95
MONITOR MASTER .....	49.95	VIDEO KEY .....	99.95
DRIVE MASTER .....	49.95	TWEETY BOARD .....	59.95

WE CARRY A FULL LINE OF PRODUCTS FOR THE  
ATARI ST INCLUDING FIELD SERVICE MANUALS,  
POWER SUPPLIES, KEYBOARDS, DRIVE MECHS,  
CABLES, CONNECTORS, MEGA SPRINGS, COMPOSITE  
MONITOR CABLES, SOUND AND VIDEO DIGITIZERS,  
SCANNERS, DATA SWITCHERS, LASER PRINTER  
TONER, GAME HINT BOOKS, INTEGRATED CIRCUITS.

### ATARI PORTFOLIO

SMALLEST HAND-HELD  
DOS COMPUTER  
WEIGHS ONLY ONE POUND!  
COMES WITH FILE MANAGER  
**CALL FOR PRICES**  
WE CARRY A FULL LINE OF  
ACCESSORIES & SOFTWARE

PARALLEL INTERFACE .....	49.95
SERIAL INTERFACE .....	79.95
32K MEMORY CARD .....	79.95
64K MEMORY CARD .....	129.95
128K MEMORY CARD .....	199.95
AC POWER ADAPTER .....	9.95
NYLON CARRYING CASE .....	22.95
PC CARD DRIVE .....	99.95
DOS UTILITIES .....	80.95
FINANCE PROGRAM .....	80.95
FILE MANAGER .....	26.95

### HIGH SCORE JOYSTICK

BY COLECO VISION  
THIS HEAVY DUTY JOYSTICK  
SITS ON YOUR DESK TOP FOR  
EXTRA CONVENIENCE.  
IS SWITCHABLE FOR LEFT OR  
RIGHT HAND. HAS SPECIAL  
RAPID-FIRE BUTTON.  
COMES WITH IT'S OWN  
SHOULDER STRAP CARRYING  
CASE WHICH INCLUDES ROOM  
TO CARRY YOUR GAMES  
A GREAT BUY AT ONLY

**\$14.95**

(WORKS ON ALL ATARI COMPUTES)

### >>> BOOKS <<< FOR THE ATARI ST

ATARI ST VOL. 1: VDI .....	19.95
ATARI ST VOL. 2: AES .....	19.95
ATARI ST VOL. 3: TOS .....	24.95
MIDI AND SOUND FOR ST .....	17.95
WITH DISK .....	34.95
ATARI ST BOOK (TURNER) .....	16.95
ST SUBJECTS (TURNER) .....	16.95
BASIC SOURCE BOOK .....	5.00
ATARI ARTIST .....	16.95
WITH DISK .....	29.95
KIDS & THE ATARI ST .....	14.95
ST APPLICATIONS .....	16.95
MORE ST APPLICATIONS .....	16.95
PROGRAMMING IN C .....	19.95
FROM BASIC TO C .....	16.95
ELEMENTARY ST BASIC .....	14.95

**800/XL/XE SOFTWARE TITLES ON DISK**

<b>ENTERTAINMENT</b>	MASTERS OF TIME ..... 9.95	VIDEO VEGAS ..... 17.95	SUPER WALLER ..... 35.95	DIVISION DRILL ..... 4.95
12 ADAMS ADVENTURES 14.95	MERCENARY ..... 14.95	WAR GAMES ..... 24.95	STEWISIE ..... 6.95	GRAPPHING ..... 4.95
ADVENTURE TRILOGY 14.95	MICROLEAGUE BASEBALL 35.95	WAR GAMES CONSER SET 26.95	TURBOWORD 80 ..... 44.95	INSTRUCTIONAL COMPUT 4.95
ALPHABET ..... 17.95	MICROMAN'S REVENGE 14.95	WINTER CHALLENGE XL/XE 14.95	TURBOFILE 80 ..... 44.95	PLAYER MAKER ..... 4.95
ASSULT FORCE 3D ..... 19.95	MOOSE QUEST ..... 17.95	WIZARDS CROWN ..... 19.95	TURBOFILE 80 ..... 44.95	SCREEN MAKER ..... 4.95
AUTO BELL (64K) ..... 26.95	MONO SHUTTLE ..... 7.95	XAXON ..... 13.50	VIDEO TITLES80 (64K) 26.95	SECRET FORMULA ADVANC 4.95
BETON CASTLE MANSION 14.95	MR. ROBOT ..... 9.95	ZAZON ..... 13.50	VIDEO TITLES80 (64K) 26.95	SECRET FORMULA ADVANC 4.95
BANDITS ..... 5.35	NATO COMMANDER ..... 9.95		VISICAL ..... 24.95	SECRET FORMULA ADVANC 4.95
BISHAR ..... 26.95	NIBBLER ..... 12.95			SECRET FORMULA ADVANC 4.95
BLOCK BUSTER ..... 7.95	PHANTOM'S REVENGE 14.95			SECRET FORMULA ADVANC 4.95
BLUE MAX ..... 9.95	PHILAROS'S CURSE ..... 9.95			SECRET FORMULA ADVANC 4.95
BOB N WRESTLE ..... 13.50	PIE MAN ..... 14.95			SECRET FORMULA ADVANC 4.95
BONDING 1012 ..... 22.50	PIRATES OF BARR COAST 17.95			SECRET FORMULA ADVANC 4.95
BOULDERBUSH CONSTR.SET 9.95	PITFALL/DONK ATTACK 7.95			SECRET FORMULA ADVANC 4.95
BRUCE LEE ..... 8.95	PROFESSOR II ..... 9.95			SECRET FORMULA ADVANC 4.95
C 157 ..... 7.95	PREPPIE I + II ..... 9.95			SECRET FORMULA ADVANC 4.95
CARTLE WOLFENSTEIN ..... 14.95	RACING INSTRUCTION SET 13.50			SECRET FORMULA ADVANC 4.95
CONAN THE BARBARIAN 7.95	SECRET SERVICE ..... 9.95			SECRET FORMULA ADVANC 4.95
CONFLICT IN VIET NAM 9.95	SEVEN CITIES OF GOLD 13.50			SECRET FORMULA ADVANC 4.95
COMIC TUNNELS ..... 9.95	SILVER STAR ..... 8.95			SECRET FORMULA ADVANC 4.95
CRASH ..... 4.95	SPEED KING ..... 8.95			SECRET FORMULA ADVANC 4.95
CRESADE IN EUROPE 9.95	SPILT & MALICE (400/800) 9.95			SECRET FORMULA ADVANC 4.95
DALLAS QUEST ..... 8.95	STAR RAIDERS II ..... 17.95			SECRET FORMULA ADVANC 4.95
DALLAS KNIGHT ..... 7.95	STARBUSS SUPERIOR ..... 7.95			SECRET FORMULA ADVANC 4.95
DELUXE INVADERS ..... 7.95	STARLET II ..... 44.95			SECRET FORMULA ADVANC 4.95
DECISION IN DESERT ..... 9.95	STAR RAIDERS II ..... 17.95			SECRET FORMULA ADVANC 4.95
DROP ZONE ..... 9.95	STOCK MARKET ..... 22.50			SECRET FORMULA ADVANC 4.95
DR. MIDNAP ..... 9.95	STONKER GAMES ..... 7.95			SECRET FORMULA ADVANC 4.95
ELECTRAFLIDE ..... 8.95	STUMP ROEY ..... 9.95			SECRET FORMULA ADVANC 4.95
F-15 STRIKE EAGLE ..... 9.95	TAXI POKER ..... 9.95			SECRET FORMULA ADVANC 4.95
FIGHT NIGHT ..... 17.95	TALLADGA ..... 26.95			SECRET FORMULA ADVANC 4.95
FORDSON FOREST ..... 7.95	TEMPLE OF APSHAL ..... 7.95			SECRET FORMULA ADVANC 4.95
FORT APALCYPSE ..... 9.95	THE BULK ..... 7.95			SECRET FORMULA ADVANC 4.95
GALAXY & MOLE CHALLENGE 14.95	TREILERS ..... 14.95			SECRET FORMULA ADVANC 4.95
GRAPHIC ADVENTURES 1-6 26.95	TRIVIA QUEST ..... 15.95			SECRET FORMULA ADVANC 4.95
HARD HAT MAC ..... 7.95	ULTIMA III ..... 35.95			SECRET FORMULA ADVANC 4.95
HENACH ..... 24.95	ULTIMA IV ..... 35.95			SECRET FORMULA ADVANC 4.95
JAMBREAER ..... 4.95	UNIVERS ..... 44.95			SECRET FORMULA ADVANC 4.95
KICKSTART ..... 8.95	VIDEO POKER ..... 8.95			SECRET FORMULA ADVANC 4.95
KICKSTARTERS ..... 13.50				SECRET FORMULA ADVANC 4.95
LANEY APPROACH ..... 9.95				SECRET FORMULA ADVANC 4.95
LAST V-8 ..... 9.95				SECRET FORMULA ADVANC 4.95
LORDS OF CONQUEST ..... 13.50				SECRET FORMULA ADVANC 4.95

**800/XL/XE SOFTWARE TITLES ON CARTRIDGE**

<b>ENTERTAINMENT</b>	DAVE CHAMBERS (XL/XE) 24.95	LODE RUNNER ..... 14.95	SPACE INVADERS ..... 14.95	MICROSOFT BASIC II ..... 31.50
ABRACADABA (CART ONLY) 5.00	DARK MIDNIGHT MAGIC 19.95	MARIO BROS (XL/XE) 24.95	3D TIC-TAC TOE ..... 9.95	MICROFILER DATABASE 22.50
ALPHABET (XL/XE) 24.95	DEFENDER ..... 9.95	MEGAMANIA ..... 9.95	STAR RAIDERS 100 ..... 10.00	PIRATA 3D ..... 19.95
ALFIN AMBUSH ..... 9.95	DESERT FALCON ..... 14.95	MILLIPEDIE ..... 9.95	CARTRIDGE ONLY 5.00	CARTRIDGE ONLY 10.00
ACE OF AMES (XL/XE) 24.95	DIG DOG ..... 19.95	NINER 2049'ER (NO BOX) 9.95	STAR RAIDERS II ..... 19.95	SPARTAN DOGS X ..... 71.95
ACROBIO ..... 14.95	DIG DOD ..... 19.95	NINER 2049'ER (NO BOX) 9.95	SUBMARINE COMMANDER 14.95	STARBUSS SUPERIOR 14.95
ARCHBIO ..... 15.95	DONKEY KONG JR. 19.95	NINER 2049'ER (NO BOX) 9.95	SUMMER GAMES (XL/XE) 24.95	SUPER BREAKOUT 15.95
ASTRO CHASE (400/800) 14.95	DONKEY KONG JR. 19.95	NOON PATROL ..... 5.00	SUPER COBRA ..... 14.95	SUPER PAC MAN ..... 14.95
ATARI TENNIS (NO BOX) 9.95	EASTERN FRONT (1941) 19.95	NOON PATROL ..... 5.00	CARTRIDGE ONLY 9.95	THUNDERFOX ..... 19.95
ATLANTIS ..... 14.95	ET'S PHONE HOME ..... 9.95	ONE ON ONE (XL/XE) 14.95	THUNDERFOX ..... 19.95	TURNO ..... 9.95
BALL BLAZER ..... 14.95	FIGHT NIGHT ..... 19.95	ONE ON ONE (XL/XE) 14.95	THUNDERFOX ..... 19.95	TURNO ..... 9.95
BARNYARD BLASTER ..... 24.95	FINAL LEGACY ..... 19.95	ORZYS ORCHARD (CART) 5.00	TURNO ..... 9.95	TURNO ..... 9.95
BASKETBALL ..... 14.95	FOOD FIGHT ..... 19.95	PAC MAN ..... 14.95		
BATTLEZONE ..... 19.95	FOOTBALL ..... 14.95	PAC MAN ..... 14.95		
BLUE MAX ..... 19.95	FROGGER ..... 14.95	PEN ..... 19.95		
BOULDER & BOMB ..... 14.95	GALAXIAN ..... 9.95	PELO POSITION ..... 19.95		
CAVEMEN OF MARS ..... 19.95	GATO ..... 24.95	POKE POSITION ..... 19.95		
CENTPIECE ..... 14.95	GOLF (400/800) ..... 9.95	POPEY (XL/XE) 14.95		
CHICKEN (400/800) ..... 4.95	GALAXIAN ..... 9.95	POPEY (XL/XE) 14.95		
CHICKEN ..... 13.50	GATOR ..... 24.95	POPEY (XL/XE) 14.95		
CLAIM JUMPER ..... 7.95	JOIST ..... 19.95	RESCUE ON FRACALS ..... 14.95		
CLOUDBURST ..... 9.95	JUNGLE HUNT ..... 12.95	RETURN OF THE PEDI ..... 19.95		
CROSSBOW ..... 24.95	KAROKA ..... 14.95	ROCKTOWN 2084 ..... 14.95		
CROSSFIRE ..... 9.95	KARATEKA ..... 19.95	SLIME (400/800) ..... 4.95		
CRYSTAL CASTLES (XL/XE) 19.95	KRATY ANTICS ..... 14.95	SPRINGER ..... 7.95		

**XEGM COMPUTER**

- BASIC LANGUAGE
- DETACHABLE KEYBOARD
- FLIGHT SIMULATOR
- MISILE COMMAND
- BOE HUNT
- LIGHTNING
- JOYSTICK

**\$119.95 64K**  
**\$159.95 128K**

**810 DISK DRIVE SUPER SPECIAL (NO FACE PLATE)**

**\$80.00**

**FLIGHT SIMULATOR II (ON CART FOR XL/XE ONLY)**

**\$39.95**

**ANIMATION STATION DESIGN PAD & GRAPHICS PROGRAM**

**\$79.95**

**ATARI LIGHTGUN WITH ROBOTRY**

**\$34.95 (UNBOXED)**

**ATARI LIGHT PEN WITH ATARIGRAPHICS**

**\$19.95**

**SUPER SPECIALS RECONDITIONED MERCHANDISE**

**1020 COLOR PRINTER/ PLOTTER \$19.95** (new in box)

**400 (48K) COMPUTER \$59.95** INCLUDES BASIC CART

**600XL COMPUTERS: 39.95 16K** (new in box)

**1030 MODEM WITH EXPRESS! \$24.95**

**5-1/4" DISKETTES AS LOW AS 20 CENTS**

10 FOR \$2.95

100 FOR \$25.00

1000 FOR \$150.00

MOST ARE UNNOTCHED WITH OLD SOFTWARE

**3-1/2" DISKS AS LOW AS 75 CENTS**

10 FOR \$8.95

100 FOR \$80

1000 FOR \$750

DOUBLE SIDED WITH OLD DDDO SOFTWARE

**SHIPPING INFORMATION** - Prices do not include shipping and handling. Add \$5.00 for small items (\$80.00 min. for Canada). Add \$8.00 for disk drive. Add \$3.00 for C.O.D. Calif. res. include 7.25% sales tax. Mastercard and Visa accepted if your telephone is listed in your local phone directory. Orders may be pre-paid with money order, cash or money order. International and APO orders must be pre-paid with cashier check or money order. \$20.00 minimum on all orders.

Phone orders accepted **TUESDAY THROUGH FRIDAY** from 10:00 am to 6:00 pm PST. We carry a full line of ATARI products - large public domain library - write or call for free flyer. **PRICES ARE SUBJECT TO CHANGE WITHOUT NOTICE - NO REFUNDS - ALL SALES ARE FINAL**

## BUSINESS SOFTWARE

### Ultrabase FBC

A complete business application software construction kit. All the software your small business will ever need in one package for as low as \$149

- Full business capability to your exact specifications
- No programming—Step by step setup instructions/tutorials for non-expert end-user business operators
- One convenient 500 page manual for all features
- All functions/modules fit one package: AIR, A/R P/S, inventory, payroll, mailing, commissions, estimating, scheduling, rentals, budgeting, contract-time billing, ordering, open inventory, back-ordering, etc. etc.
- Optional full double-entry accounting
- Full range of generic preset applications ready to use.
- Latest top-of-the-line business features include auto-backups, security macros, networking, custom menus, modern updating, entry checking/links.
- Use as general database, full integration, relational.
- Resellers: design custom applications without time-consuming programming: MS-DOS and Atari ST versions use same files, network together
- Several price and support options available. Money back guarantee in response to written requirements.

\*FBC really does deliver what it promises—ST World  
For info please call **1-904-383-0745**  
or write to: **MicroMiser Software**  
**31413 Westward Ho, Sorrento, FL 32776**

### ATY Computer ST Specialist

3727 13th Ave.  
Oakland CA 94610  
(415) 482-3775

520STFM	\$369	color monitor	\$339
520 + color	689	mono monitor	165
520 + mono	529	2 sided drive	169
1040STFM	589	Megafile 30	489
1040 + color	899	Megafile 60	699
1040 + mono	739	Megafile 44	1039
Mega2	185	85MB hard disk	649
Mega2 + color	1495	SyQuest 44 MB	830
Mega2 + mono	1355	drive + cartridge	630
Mega4	1475	cartridge	95
Mega4 + color	1775	Drive only	
Mega4 + mono	1635	85MB 5.25"	399
Laser printer	1295	85MB 3.5"	479
Portfolio	339	great for internal drive	

1040STF: \$600, Stacy in stock call  
Complete DTP system \$2900  
PC Speed \$249, AT Speed \$399, AT Once \$429.  
1 meg SIMM's \$69, JRM memory board \$109.  
harddrive case \$109, and more...

#### Up to 30% discount on all softwares

prices subject to change without notice  
Hours: Mon-Fri 3:30 to 7pm., Sat 12 to 5pm.

## CardFile v1.4

"I have looked three years for a program like this.  
I have over 1200 cards in my business file.  
It has the first appointment calendar. I actually use it."  
CardFile is extremely solid and professional...



#### • PRG and convenient ACcessory versions included

- Fast data entry and display of 13-field 'cards'
- Simple but powerful 'filtering' capability
- Print filtered address books and phone lists
- Address envelopes (with return) automatically
- 'Send' addresses into your favorite word processor
- Appointment calendar/diary • Print daily agenda
- Phone autodialer • Any color or mono Atari ST
- Spreadsheet and mail merge compatible data files
- Illustrated manual • Only \$34.95 (shipping incl.)

Send check or m.o. and mailing address to ST Software  
12114 Kirton Ave., Cleveland, OH 44135-3612

Don't Let this happen again!



Buy UTILATARIAN Instead  
\$21.95

OR 1 X \$21.95 \$2.25 5/18

SEND CHECK OR MONEY ORDER TO:  
UTILATARIAN  
P.O. BOX 104  
ROUTE 1AA  
BEN HAY ST. RD  
SARASOTA, FL 34231  
813/557-5844

- EASY TO USE - POINT & CLICK ON THE DESK ACCESSORIES AND AUTO ENGLISH FOR WORD OR GOLF TOUR
- TIME SAVER - NO MORE RE-TYPING AT THE DESKTOP
- MEMORY SAVER - USE ONLY THE ACT' & AUTO PROGRAMS YOU NEED FOR AN SPECIFIC TASK DO YOU HAVE MORE MEMORY AVAILABLE
- MANUAL INCLUDED / ON-LINE HELP AVAILABLE
- RUN ON ANY ST, BEST WITH A HARD DRIVE / COLOR VERSION ONLY CURRENTLY
- FILE UTILITIES INCLUDED & BUILT-IN
- SEE DEMO FILE # 1094 ON CD-ROM
- ORDER TODAY!

# START SHOPPER'S MART

## START magazine

is the number one guide to the Atari ST. To make sure you don't miss a single issue, subscribe now and have START delivered to your mailbox each month. You'll save over \$99.00 off the single-copy price. See card in this issue for details.

**HOW DO YOU REACH  
OVER 50,000 ATARI  
USERS  
EVERY MONTH!**

You don't have to be a marketing genius to know the fast, easy, and effective way to advertise. Showcase your products in the new **START SHOPPER'S MART**

**THIS COULD  
BE  
YOUR AD!**

Rates

1x \$400

3x \$850

6x \$1525

(Actual Size: 2 1/8" x 3")

It's that simple!—Our readers are smart shoppers that turn to **SHOPPER'S MART** for their computer product needs.

It couldn't be easier...contact your **SHOPPER'S MART** Sales Representative.

**Denny Riley**  
544 Second Street  
San Francisco, CA 94107



# START CLASSIFIEDS

## START ATARI ST SECTION

**FOR SALE!** Mega2ST, SC1224, SF354, I.B.drive, SMM804, DriveMaster, pcdittoII, TweetyBoard, ST video digitizer, 75 games. \$1300 or best. John. 609/275-1949.

**FORSALE:** 1040ST and SC1224 Color Monitor/Excellent Condition. Also, Large collection of software and START Magazines with disks! All for \$750! Lee 607/844-9797.

**PUBLIC DOMAIN SOFTWARE.** The best! Over 1000 disks. Special: Disk Catalog \$1.00 or \$3.99 + \$3.00 shipping for PD Disk. Disk Catalog. Free Disk Coupon & Super Service (add \$2.99 for each additional disk). Choose from Sheet 3.2 Spread sheet (#669/670) Turtle 3.0 HD Backup (#793). ST Writer Elite 3.8 (#673). Spectrum Nude Pictures (#364/367). PDC, Dept. STRC. 4320-196th SW Suite 140, Lynnwood, WA 98036, 1-800/255-8226 (24 hrs.) Questions? Call 206/745-5980.

**PAPERLESS ACCOUNTANT.** Best Checkbook, Credit Card, and Savings Account Manager for ST. Easy to use and setup. Demo versions on GENIE, Compuserve, and DELPHI (50 Transaction Max.) New Report Module for registered owners. \$12.95. Why Pay More? Paperless Accountant, 323 Osage, Park forest, IL 60466.

**Want to get ahead in the ST Market?** Subscribe to START MAGAZINE Ask about our special group subscription rates for User Groups and Atari Organizations.

★ ★ ★ ★ ★

## TO REACH OVER 60,000 ATARI

**USERS** place your ad in Start's Classified Section. Call 415/957-0886 for more info.

**Why pay exorbitant prices for your software?** BUDGIE UK products are now available in North America! For complete information write ST-PLUG, 1670 Heron Road, Box 22026, Ottawa, Ontario, Canada K1V0C2.

**FAST, frantic, furious gameplay.** Full screen horizontal, 4 level parallax scrolling. Arcade running speed (50 frame/sec). 48 on-screen colors. 80 aliens, 45 screens of animation sequences. **ANARCHY!**

**Generation Gap Plus** The genealogy program for ST computers. Include's - GEDOCM, Automatic linking, Family group sheets, Pedigree chart, and much more! \$49.95 Flying Pigs Software P.O. Box 688 St. George, UT 84771. 801/628-5713.

**PROTECT** your keyboard while computing with a soft water/dust proof "type-on" KEYSKIN. Now ST custom made (indicate model). \$21 US each includes free PD disk. Send check or money orders to: COMPUTER SUPPLY HOUSE 1112 Second Street, Kenai AK 99611-7210.

**VIDEO BACKGROUNDS** Enhance your video presentation with Pro Fills. 110 full color IFF brush patterns and texture. 30 custom palettes included. To order send \$29.95 plus \$1.50 shipping to: JEK Graphics, 12103 S. Brookhurst, Ste. E-125, Garden Grove, CA 92642-3065.

★ ★ ★ ★ ★

**INFESTATION:** An atmospheric experience into the unknown. Super-fast solid 3D Vector Graphics. Live and breathe the emotions of Kal Solar as you move around the Alien World in your mission to locate and destroy the hostile threat. 1-800/234-7001.

**Software Owners** We apologize to individuals who paid more than \$29.95 for their Softcase Systems. You now have a credit on file (price paid minus \$29.95). This credit is only good toward purchase of other Realm products. Thanks for your support!

**Does your Atari look like a mess?** Wires everywhere? Monitors stacked on boxes? Build your own monitor/peripheral stand with my plans. Save \$\$\$! Send \$4.95 for plans with diagrams and hints to: JOACQIM, 15 Agliplay Drive, Amehurst, NH, 03031-2131.

**SOFTWARE/ACCESSORIES/SUPPLIES!** For the best prices on joysticks, mousepads, cleaning kits, and more, call 1-800/345-1181, or send a self-addressed, stamped envelope to: Mainstream America, 1012 South Main Street, PA 18517. Unbelievable prices on Atari ST software. Many well-known titles for as little as \$5 each!

**CHOOSE** your car, grab the wheel and go! Speed through cities, deserts, forests, and wastelands, competing in over 30 gruelling races day and night in a mad dash for the finishing post. **NITRO** from Psynopsis, see our display ad.

**The Home Entertainment** Management System catalogs your library of Albums, CD's, VCR tapes, etc.... Using DATADESK, the modular database. More modules to come. Call 213/434-5751 for more info.

**GRAMSLAM GRAMMAR CHECKER.** Checks documents against over 1000 misused, overused, and wordy phrases. Runs as program or accessory. \$15.00. Phil Comeau Software, 43 Rueter St., Nepean, Ontario, Canada K2J3Z9.

★ ★ ★ ★ ★

**PageStream Font Source!** EPS Clip-Art collections, your Atari ST DTP supply! Write/call for a CATALOG Computer Safari, 606 W. Cross St. Woodland, CA 95695 916/666-1813.

**TIRED OF GETTING ZAPPED?** Eliminate harmful static from your monitor and entire system. Our anti-static cloths work! Safe Re-useable, Guaranteed! Send \$3.00 for 2 to: AKB Design, Box 466, Lakewood, CA 90714-0466.

**HP DESKJET OWNERS:** Large collection of freeware and shareware on disk including ST screen dump to the Deskjet. Send \$10.00 to: Deskjet Collection, R.R. #1, P.O. Box 22, Churchill, Ontario, Canada, L0L 1K0.

## ATARI 8-BIT SECTION

**BEST and LARGEST ATARI 8-BIT** P-D specialist! SUPERIOR D-S Theme Disk Collection - 8,000+ programs! LOWEST prices, shipping FREE. Newest CATALOG/\$2.00. CATALOG plus MLX GAMES' GREATEST HITS Disk/\$3.00. SOFTWARE INFINITY, 642 East Waring Avenue, State College, PA 16801.

**800/XL/XE programs.** 700+ Pro Quality programs! All varieties. \$2.00-\$9.00. Send SASE for descriptive list to: Walt Huber, 644 E. Clinton, Atwater, CA 95301.

**START CLASSIFIEDS CONTINUED****ANTIC 8-BIT SECTION CONT'**

**Atari 8-bits BBS's:** A.C.E.C.. (619) 471-8559 300/1200/2400 baud. 856 downloads available on first call.  
Pandora (619) 471-9209 300/1200 baud. 1,100 downloads available on first call.

**THE BEST FOR LESS** • FREE CATALOG • ATARI 8-BIT SOFTWARE-GAMES, UTILITIES, & APPLICATIONS. QUALITY AND PRICES YOU'LL LOVE. SEND SASE TO: BACMUN SOFTWARE, 1671 EAST 16TH STREET, BROOKLYN, N.Y. 11229 SUITE 607.

**StarTrek** cartridge for ALL Atari 8 bits! limited quantities! Send 415 to: A. Campbell, PO Box 539 Boring, OR 97009-0539.

**SI The LARGEST and BEST ATARI 8-bit PD specialist** in North America! Our SUPERIOR Theme Disk Collection (300+ sides/over 5,000 different programs!) Averages just \$2.00-\$3.00 a packed D-sided disk. Shopping FREE. Try MLX GAMES GREATEST HITS (our more popular title) for only \$3.00- receive SI's Newest Catalog FREE! Catalog alone/ \$2.00. SASE for Disk Listing only. SOFTWARE INFINITY, 642 East Waring Avenue, State College, PA 16801.

**800/XL/XE** Looking for a challenging game? Then order PLANETARY LANDER. It's instrument landing at it's palm sweating best. Send \$9.00 to Cornelius Miller, 240 AYLMEYER, APT 103, WINDSOR, ONT, CAN. N9A-1T2.

**SPECIAL ATARI 8-BIT SOFTWARE.** New Variety disk and large catalog \$3.00. Phantom's Atari 8-Bit P.D.S. Box 331 Levisa Rd. MouthCard KY 41548.

**800/XL/XE** programs. 500+ Commercial Quality programs! Games, applications & utilities, from \$2.00-\$9.00. Send SASE for descriptive list to: Walt Huber, 644 E. Clinton, Atwater, CA 95103.

**WANTED** Working copy of ATR8000 CP/M 2.2 disk (must contain SYSTEM.SWP and DCOPIY.COM files); also copy of ATR8000 CP/M Supplement. Name your price. David Morrison, Box 52-1451, Miami, FL 33152.

**Advertisers Index**

	PAGE NO.		PAGE NO.
2-BIT SOFTWARE .....	120	KONYO INTERNATIONAL .....	BC
AMERICAN TECHNAVISON .....	93	MEGAMAX .....	3
ANDY'S MUSIC .....	47	MICRO CREATIONS .....	16
ATY COMPUTER .....	120	MICRO-W .....	74
AZEROTH .....	IFC	MICROMISER .....	120
B & C COMPUTER VISIONS .....	118-119	MICROTYME .....	38-39
BRANCH ALWAYS .....	54	NICE & SOFTWARE .....	25
BRE SOFTWARE .....	20-21	PROSPERO .....	17
CARTER GRAPHICS & COMPUTERS .....	73	PSYGNOSIS .....	IBC
CAVE CREEK COMPUTERS .....	77	RIO COMPUTERS .....	4-5
COMPUTABILITY .....	28-29	SAN JOSE COMPUTERS .....	48-49
COMPUTER GARDEN .....	73	SDA .....	45
COMPUTER SOFTWARE SERVICES .....	105	SIDELINE SOFTWARE .....	27
COMPUTROL INDUSTRIES .....	55	SILICON MOUNTAIN .....	74
DELPHI .....	16	SOFTWARE PLUS .....	77
DOUBLE CLICK SOFTWARE .....	53	STEP AHEAD .....	54
DR T'S .....	61	TALON TECHNOLOGY .....	11
GRIBNIF SOFTWARE .....	9	TOAD COMPUTERS .....	55
GT SOFTWARE .....	120	WIZ WORKS .....	53
ISD MARKETING .....	14-15	ZUBAIR INTERFACES .....	19

This list is provided as a courtesy to our advertisers. START does not guarantee accuracy or comprehensiveness.

**Advertising Sales**

Western Region  
Advertising Sales Representative  
**JOHN FELLNER**

Eastern Region  
Advertising Sales Representative  
**MARK HANNA**

Central Region  
Director, Advertising Sales  
**DENNY RILEY**  
544 Second Street  
San Francisco, Ca. 94107  
415/957-0886

**Next Advertising Deadline:**

February Issue

Insertion orders: November 6, 1990;

Ad copy: November 11, 1990;

On sale January, 1990

# PSYGNOSIS DELIVERS THE HITS!




## SHADOW OF THE BEAST

A whole new dimension in computer games. Winner of 6 International Awards. The game ST owners have been waiting for. 350 screens — 132 unique monsters, multiple levels of parallax scrolling, 2 Mb of graphics compressed in 2 disks.

TH8000

\$44.99



## ANARCHY

Fast, Frantic, Furious Gameplay. Full screen horizontal, 4 level parallax scrolling. Arcade running speed (50 frames/sec). 48 on-screen colors, 80 aliens, 450 screens of animation sequences.

Saveable Hi-Score table.

TH8001

\$39.99



## INFESTATION

An atmospheric experience into the unknown. Super-fast solid 3D Vector Graphics. Live and breathe the emotions of Kal Solar as you move around the Alien World in your mission to locate and destroy the hostile threat.

TH8002

\$39.99



## NITRO

Choose your car, grab the wheel and go! Speed through the cities, deserts, forests and wastelands competing in over 30 gruelling races — day and night in a mad dash for the finishing post. Pedal-to-the-metal fun!

TH8003

\$39.99

### ORDER DETAILS

PRICE AND AVAILABILITY SUBJECT TO CHANGE WITHOUT NOTICE, AS SUPPLIES ALLOW.

#### PHONE ORDERS:

**TOLL FREE (800) 234-7001**

**MAIL ORDER: COMPLETE THE ORDER FORM AND RETURN, WITH YOUR PAYMENT TO:-**

Antic Direct  
544 Second Street  
San Francisco, CA 94107

Payment by check, money order, MasterCard, VISA or American Express.  
Payment must accompany all small orders. Include shipping and handling charges of \$4.50 per order.

### MAIL ORDER FORM

NAME				
ADDRESS				
CITY			STATE/COUNTRY	
ZIP CODE			PHONE NO.	
QUANTITY	ITEM No.	DESCRIPTION	PRICE EA.	TOTAL
	TH8000	BEAST	\$44.99	
	TH8001	ANARCHY	\$39.99	
	TH8002	INFESTATION	\$39.99	
	TH8003	NITRO	\$39.99	
CARD NO. ....			Sub-total of Order	
EXPIRY DATE .....			California residents	
NAME .....			add 634% sales tax	
SIGNATURE .....			Shipping & handling	
			<b>\$4.50</b>	
			<b>TOTAL \$</b>	
Method of Payment				
<input type="checkbox"/> Check/Money Order <input type="checkbox"/> MasterCard <input type="checkbox"/> VISA <input type="checkbox"/> AmEx				

# GOLDEN IMAGE<sup>®</sup>

Introduces...

## The **MASTER 3SD** 3½" FLOPPY DISK DRIVE WITH LED TRACK DISPLAY

### ATARI<sup>®</sup> ST<sup>™</sup> FULLY COMPATIBLE

- FULL 1 YEAR WARRANTY
- QUALITY DRIVE MECHANISM
- ON/OFF DISABLE SWITCH
- BUILT-IN TRACK DISPLAY
- DIRECT DRIVE MOTOR
- EXTREMELY QUIET OPERATION
- ADVANCED INTERNAL CIRCUITRY
- FCC APPROVED
- READY TO RUN
- LSI ELECTRONICS
- PASS THROUGH CONNECTOR FOR DAISY CHAINING
- DOUBLE SIDED / 720K CAPACITY



Let the **MASTER 3SD** add new dimension to your ATARI<sup>®</sup> ST<sup>™</sup>.

### NEW GOLDEN IMAGE OPTICAL MOUSE

\*\*\* NO BALL \*\*\*



800-356-5178

Inside CA 714-633-1026

Distributed by  
KONYO International, Inc. / FAX 714-633-5339

ATARI and ST logo are trademarks of ATARI Corp.

Dealer Inquiries Invited