

Now  
More  
XL/XE  
Pages!

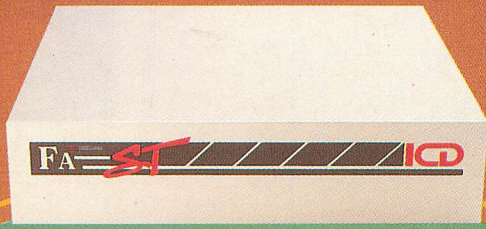
U.S.A. \$3.95 CANADA \$4.95  
OCTOBER 1988  
VOLUME 7, NUMBER 6

# Anttic®


The **ATARI®** Resource

# ATARI GRAND SLAM!

## Four 8-Bit Breakthroughs



20Mb 8-Bit/ST Hard Disk



First 80-Column Graphics



Talking Disk Bonus





Image Scanner 8-Bit





Since 1981


# Lycy Computer Marketing & Consultants

## Great Value

**Panasonic**  
Office Automation **OA**

*The easier  
the better!*

- 192 cps Draft
- 32 cps NLQ





**\$189.<sup>95</sup>**

## Great Performance Great Price

**ATARI<sup>®</sup> 520ST-FM  
COLOR SYSTEM**

- Built in 3.5" Drive
- 512 Color Monitor
- Fast 8 Mz. Processor

**\$749.<sup>95</sup>**

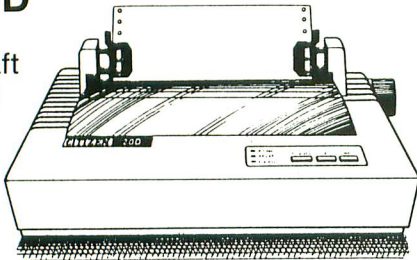


(Includes 5C 1224 Monitor)

**CITIZEN \$149.<sup>95</sup>**

**120-D**

- 120 cps Draft
- 25 cps NLQ
- IBM, Epson Compatible



## PRINTER PAPER

1000 Sheet Lazer .....	\$16.95
1000 Mailing Labels .....	\$8.95
200 Sheets OKI 20 .....	\$8.95
Transparent Labels.....	\$4.95
Banner Paper 45' Roll .....	\$10.95

## PRICE GUARANTEE

Since 1981, we have led the industry by continuing to offer the lowest national prices while providing quality service. Many companies have come and gone trying to imitate our quality and service. If by some oversight we do not have the lowest prices advertised on the products you desire, then we would appreciate the opportunity to rectify this oversight.

**TO ORDER, CALL TOLL-FREE: 1-800-233-8760**  
New PA Wats: 1-800-233-8760  
Outside Continental US Call: 1-717-494-1030

Hours: 9AM to 8PM, Mon. - Thurs.  
9AM to 6PM, Friday — 10AM to 6PM, Saturday

For Customer Service, call 1-717-494-1670,  
9AM to 5PM, Mon. - Fri.

Or write: Lycy Computer, Inc.  
P.O. Box 5088, Jersey Shore, PA 17740

**Don't Miss Our Other Value  
Packed Pages Located Elsewhere!**

**C.O.D. Risk-Free Policy:** • full manufacturers' warranties • no sales tax outside PA • prices show 4% cash discount; add 4% for credit cards • APO, FPO, international: add \$5 plus 3% for priority • 4-week clearance on personal checks • we check for credit card theft • sorry, compatibility not guaranteed • return authorization required • due to new product guarantee, return restrictions apply • price/availability subject to change • prepaid orders under \$50 in Continental US, add \$3.00

**1-800-233-8760**

# American Techna-Vision

For Orders Only - 1-800-551-9995  
CA. Orders / Information 415-352-3787

"Providing 8 Bit support with one of the Worlds largest inventories of Atari replacement parts"

- No surcharge for VISA/MasterCard
- Your card is not charged until we ship

## 800 4 PIECE BOARD SET

Includes Main Board, Power Supply Assembly, CPU Module and 10K Revision B Operating System Module. All boards are new, tested and complete with all components.

**\$2850**

## 1050 MECHANISM

Factory fresh TANDON mechs. make difficult repairs a snap. Units are complete with Head, Stepper, Spindle motor, belt etc. Just plug in, no difficult alignments or adjustments required.

**\$4750**

## XL/XE POWER SUPPLY PACK

800XL, 600XL, 130XE  
65XE, XE GAME SYSTEM

**\$3500**

## 130XE KEYBOARD

Complete Replacement Keyboard Assembly. Just Plug in. Also for 65XE

EACH

## SOFTWARE

Pac-Man Cartridge	.....	\$4.00
Deluxe Invaders Cart	...	\$4.00
Journey to the Planets	..	\$4.00
Q*bert cartridge	.....	\$10.00
Choplifter Cart	.....	\$10.00
Silicon Warrior Cart	....	\$12.50
Springer Cart	.....	\$5.00
Fun with Art Cart	.....	\$10.00
Donkey Kong Cart	.....	\$5.00
Eastern Front Cart	.....	\$10.00
PILOT Language Cart	...	\$17.50
Atariwriter Cartridge	...	\$29.95
DropZone Disk	.....	\$12.50
Ed/Asm Cart. w/o man.	...	\$15.00
Home filing manager	....	\$7.50
Musical Pilot Ed. Disk	...	\$5.00
Chambers/Zorp Disk	....	\$5.00
Pathfinder Disk	.....	\$5.00
Match Racer Disk	.....	\$5.00
Encounter/Quester Disk	....	\$5.00
Baja Buggies Disk	....	\$5.00
Com*putation Disk	...	\$5.00
Cyborg Adventure Disk	...	\$5.00
Fractions Tutorial Disk	...	\$5.00
Decimals Tutorial Disk	...	\$5.00
Reading Skills Disk	....	\$5.00
Fun in Learning Disk	....	\$7.50
Fun in Numbers Disk	....	\$7.50
Honey Craze Math (D)	....	\$7.50
The Factory Disk	....	\$20.00
Gorf Cart. 800/400	.....	\$4.00
Atlantis Cart. 800/400	...	\$4.00
Wombats Adventure (D)	....	\$5.00
MAC-65 O.S.S.	.....	\$59.95
ACTION O.S.S.	.....	\$59.95

## 400 3 PIECE BOARD SET

Includes Main Board, Power Supply Assembly and CPU Module. All boards are new, tested and complete with all components.

**\$1950**

400 Membrane Keyboard \$12.50

## 810 DISK DRIVE PARTS

Sideboard with Data Sep. .... \$44.95  
Analog Board ..... \$19.50  
Rear Power Board (New Style) . \$35.00  
Rear/Analog Set (Upgrade) . . . \$47.50  
Complete Set (New Style) . . . \$67.50  
Board set includes instructions for using a Tandon TM-100-1 or MPI B-51 mechanics to build your own disk drive. (Mechanics NOT included or avail. from us)

## POWER PACKS

Exact replacement transformer for 800/400, 1050, 810, 1200XL, 850, XF551 and 1020 units. Replaces older "weaker" units. Atari part #CO17945. **\$ 14 50**

## 800 10K "B" O.S. Module

Older 800 units need the revision "B" Operating system to run newer software. Type the following peek in BASIC to see which revision you have. PRINT PEEK(58383).

**\$950**

If the result is 56 order now!

## XL 40 PIN LSI CHIP SET

A Complete set of 40 Pin Large Scale Integrated Circuits for your 800XL, 600XL or 1200XL computer. Great for quick repairs! Set contains one each of the following: CPU, GTIA, ANTIC, PIA AND POKEY. **\$ 16 95**

## PROGRAMERS REFERENCE GUIDE

While written for the 800, this out of print manual has tons of hard to find programming information that applies to all 8 bit Atari computers. A must for the serious programmer!  
**\$ 14 95**  
494 PAGES

## 800/400 MODULES

NEW PARTS COMPLETE WITH IC'S  
**\$950**  
• 800 Main Board  
• 800/400 CPU with GTIA  
• 800 10K "B" O.S. Module  
• 400 Main Board  
• 400 Power Supply Board  
EACH

CX853 16K Ram Module \$14.50  
800 Power Supply Board \$14.50

## INTEGRATED CIRCUITS

• CPU	.....	CO14806
• POKEY	.....	CO12294
• PIA	.....	CO14795
• GTIA	.....	CO14805
• ANTIC	.....	CO12296
• CPU	.....	CO10745
• PIA	.....	CO10750
• CPU	.....	CO14377
• DELAY	.....	CO60472
• 2600 TIA	..	CO10444
• PIA	.....	CO12298
• CPU	.....	6507
• PIA	.....	6532
• RAM	.....	6810
• CPU	.....	6502B

**\$450**  
EACH

1050 O.S. ROM	.....	\$13.50
2793 1050 FDC	.....	\$19.50
1050 5713 STEP DRIVER	..	\$5.25
CO21697 - Use CO12296 except on 130XE		
CO11299C 810 ROM	.....	\$10.00

## REPAIR MANUALS

SAMS Service Manuals for the following units contain schematics, parts listings, labelled photographs showing the location of checkpoints and more! A special section gives oscilloscope and logic probe readings allowing you to narrow the malfunction down to a specific chip or transistor!  
800, 800XL, 130XE, 400, 1025 and 1050 ..... \$19.50 each  
520ST Service Manual. \$37.50

## MISC. HARDWARE

13 Pin Serial I/O Cable	....	\$5.95
1050 Track 0 Sensor	...	\$8.50
Paddle Controllers (Pair)	..	\$6.50
1030 Power Pack	.....	\$9.50
Fastchip for 800/400	...	\$15.50
800 256K Upgrade w/o Ram.	.....	\$89.95
Supra 2400 Baud Modem	....	\$159.95
SlickStick Joystick	.....	\$7.95
850 or PR Modem Cable	....	\$14.50
850 or PR Printer Cable	....	\$14.50
P:R: Connection	.....	\$65.00
Printer Interface	.....	\$39.95
I/O 13 Pin PC mount	....	\$4.50
I/O 13 Pin Plug Kit	....	\$4.50
ST 6" Drive Cable	.....	\$14.00
820 Printer Mechanics	....	\$9.50
Joystick Extension Cable	....	\$5.00
30 Pin Cartridge Socket	....	\$4.50
810 Door Latch Assy	....	\$15.00
1027 Transformer	.....	CALL
U.S. Doubler	.....	\$29.95
ST Modem Cable	.....	\$14.50
ST Drive connector plug	....	\$6.50

## COMPUTER BOOKS

Hackerbook	.....	\$5.00
Inside Atari Basic	.....	\$5.00
Atari Basic Ref. manual	....	\$5.00
How to 6502 Program	..	\$5.00
Programmers Ref. Guide	....	\$14.95
Basic-Faster & Better	....	\$22.95
Assembly Language Guide	....	\$19.95
XE Users Handbook	....	\$17.95
XL Users Handbook	....	\$17.95
Advanced Programming	....	\$19.50
Write Your Own Games	....	\$5.00
Mapping the Atari	.....	\$18.50

## SERIAL I/O CABLE

High Quality, 13Pin ..... \$5.95

## MAC-65 CARTRIDGE

6502 Machine language Macro-Assembler. First class tool for serious programmers... \$59.95

## ATARI 850 INTERFACE

Bare PC Board with parts list and crystal ..... \$7.50  
Board & all plug in IC's... \$39.50

## PR: CONNECTION

Serial/Parallel Interface for connecting modems and printers. .... \$65.00

## BASIC CARTRIDGE

Exact replacement for 800/400/1200XL ..... \$15.00

## EPROM CARTRIDGES

16K Eprom Board with case. Specify dual 2764 or single 27128 style. Gold contacts. .... \$6.95

## 600XL 64K UPGRADE

Easy to install internal modification allows 600XL to run disk drive and all 800XL software. Includes all parts and detailed instructions. Soldering required to install 3 jumpers.. \$29.95

## SERVICE RATES

Flat Service Rates below include Parts & Labor, 60 Day Warranty.  
800 Computer ... \$49.50  
850 Interface ... \$39.50  
810 Disk Drive ... \$69.50  
1050 Disk Drive ... \$75.00  
800 Keyboard only. \$25.00  
Include \$7.00 return shipping and insurance. Include \$4.00 shipping for 800 keyboard repair only.

CALL TOLL FREE

1-800-551-9995

IN CALIF. OR OUTSIDE U.S.

CALL 415-352-3787

## AMERICAN TECHNA-VISION

Mail Order: 15338 Inverness St., San Leandro, Ca. 94579  
Repair Center: 2098 Pike Ave., San Leandro, Ca. 94577

Terms: NO MINIMUM ORDER. We accept money orders, personal checks or C.O.D.s. VISA, Master/Card okay. Credit cards restricted to orders over \$20.00. No personal checks on C.O.D. - Shipping: \$4.00 shipping and handling on orders under \$150.00. Add \$2.25 for C.O.D. orders. In Canada total \$6.00 for shipping and handling. Foreign shipping extra. Calif. residents include 7% sales tax. All items guaranteed 30 days from date of delivery. All sales final..

Prices subject to change without notice. Send SASE for free price list. Atari is a reg. trademark of Atari Corp.

# Antic

James Capparell  
Publisher  
John Taggart  
Associate Publisher

## EDITORIAL

Nat Friedland  
Editor  
Charles Jackson  
Technical and Online Editor  
Gregg Pearlman  
Assistant Editor  
Heidi Brumbaugh  
Programs Editor  
Carolyn Cushman  
Editorial Coordinator

## ART

Matthew C. Mason  
Director of Creative Services  
Gregory Silva  
Art Director  
Jim Warner  
Associate Art Director  
Linda Tapscott  
Production Manager  
Violeta Diaz  
Production Artist  
Julianne Ososke  
Collateral Printing Coordinator  
Kate Murphy  
Advertising Traffic Coordinator

## CIRCULATION

Manny Sawit  
Director  
Amber Lewis  
Subscription Coordinator  
Dennis Swan  
Distribution Coordinator

## ADVERTISING

Phoebe Thompson  
Western Region (408) 356-4994  
Michael Mooney  
MidWest Region (312) 679-1100  
John Garland  
Eastern Region (617) 749-5852  
Gail McCall  
Sales Coordinator (415) 957-0886

## ANTIC PUBLISHING, INC.

James Capparell  
President and Chairman of the Board  
Donald F. Richard  
Richard D. Capparella  
Directors  
Lee Isgur  
Advisor to the Board  
John Taggart  
Associate Publisher  
John Cady  
Controller

## GENERAL OFFICES


544 Second Street, San Francisco, CA 94107  
Credit Card Subscription and Catalog Orders  
(800) 234-7001 Visa or Mastercard Only  
Dealer Sales (800) 234-7123

## SUBSCRIPTION CUSTOMER SERVICE

(614) 383-3141  
Antic, P.O. Box 1919, Marion, OH 43306

## EDITORIAL

# Antic Delivers —More 8-Bit Coverage



As this issue goes to press, the **Antic** editors are tabulating the results of the July 1988 reader survey. An in-depth analysis of the survey will appear next month in the November **Antic** along with highlights of the May 1988 Jack Tramiel letter-writing campaign—including Atari's responses. But even while the survey results are still being counted, some very striking trends have immediately become evident.

The survey appeared in the first of three staple-bound 64-page summer issues, by coincidence. Naturally the reduced format was very much on readers' minds. Many of you made it clear that you don't like thinner magazines, and you don't like stapled covers where you can't read information on the spine.

Okay, **Antic** listens! Since the majority clearly wants more pages and a return to our previous non-stapled covers, we're giving it to you—starting right here in this issue. Actually, these reductions were only an experiment for the summer months, when our numbers indicate that fewer persons are using their Ataris. But the people who sign checks around here weren't delighted with the thinner look either, so it's likely that your preferred **Antic** format is here to stay!

And while we're at it, we'll stop jumping story continuations across multiple pages too. This is something else that lots of you asked for.

## ST ENTERTAINMENT ONLY

**Antic** wants to congratulate its ST-only sister magazine, **START**, for achieving monthly publication this autumn after starting out as a quarterly in 1986. Now that **Antic** no longer has a timeliness advantage over **START**, the editors and publishers are re-evaluating ST coverage within **Antic** in order to avoid duplication with the all-ST monthly.

Next month the **Antic's** ST section will be renamed the **ST ENTERTAINMENT Resource** and its primary goal will be to review all new ST games as soon as they are issued.

**For 8-bit owners, this ST change means that you will now get a bonus of MORE 8-bit pages and MORE 8-bit disk space with each issue of Antic!** That's because future issues of this magazine won't run ST type-in listings or ST disk bonuses. Also, The Catalog won't have ST software pages appearing in coming **Antic** issues.

This should rightfully be considered a significant victory for **Antic** 8-bit readers, according to the overwhelming trends expressed in the July 1988 survey. And this magazine's publishers are open to going even further out for the 8-bit market in coming months. But what happens next is largely up to you—the Atari 8-bit user.

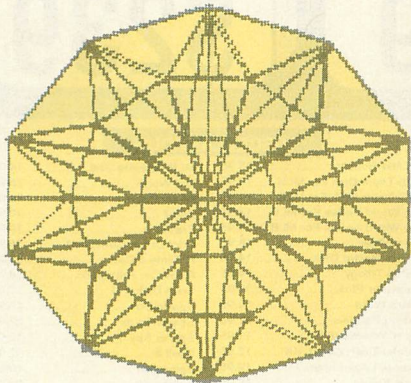
In the next few months there'll be a lot more breakthrough news, such as two GEOS-type graphic desktop interfaces coming for the Atari 8-bit. But what we need from you right now is your new **Antic** Disk subscription (or an upgrade of your non-disk subscription). For only \$59.95, you get 12 double-sided disks of **Antic**-quality Atari 8-bit software—the best value ever offered here.

*Nat Friedland*

Nat Friedland  
Editor, **Antic**



Easy Scan. Page 42



Polyhedron Designer. Page 28

## FEATURES

OCTOBER 1988, VOL. 7, NO. 6

- 27 **WALL STREET PREDICTS HOT ATARI PRODUCTS** by Gregg Pearlman
- 28 **POLYHEDRON DESIGNER** by Irvine Smith  
Power tool, for stained-glass designers and more. . . *Type-In Software*
- 31 **ACTION! TOOLBOX** by Kevin Sherratt *Type-In Software*
- 33 **FA-ST HARD DISK FROM ICD** by Matthew Ratcliff
- 35 **CROSS TOWN CRAZY 8** by David Plotkin
- 36 **FIRST XEP80 SLIDE SHOW** by Matthew Ratcliff  
Full 80-column graphics display for 8-bit *Type-In Software*
- 40 **TWO INEXPENSIVE PRINTER FINDS** by Gregg Pearlman and Martin Brown  
Star NX-1000 and Adeus CP-2000
- 42 **EASY-SCAN** by Charles Cherry  
Affordable image scanning comes to the 8-bit Atari
- 45 **INNOVATIVE CONCEPTS LEADS THE WAY** by Gregg Pearlman

## DEPARTMENTS

- SUPER DISK BONUS**
- 10 **TALKING TODDLE TYPE** by Matthew Ratcliff  
GAME OF THE MONTH
- 17 **THE SEVEN SKULLS** by Bernard Taylor *Type-In Software*   
EDUCATION
- 18 **QUIZZER** by Andrew Thomas *Type-In Software*   
EXTRA DISK BONUS
- 21 **ADVENTURE CREATION CONTEST WINNERS**
- 22 **8-BIT PRODUCT REVIEWS** Classy Chassy, Flight Simulator Co-Pilot  
FEATURE APPLICATION
- 24 **BOND BROKER** by Jeffrey Summers M.D. *Type-In Software*
- 80 **TECH TIPS:** by Carl Evans Map of useful POKEs and PEEKs

## SOFTWARE LIBRARY TYPE-IN LISTINGS SECTION

65

## ST RESOURCE

- 46 **UNIVERSAL MILITARY SIMULATOR** by Steve Panak  
ST vs. PC game review
- 49 **BEST MIDI LIBRARIAN AND EDUCATOR** by Jim Pierson-Perry
- 51 **ST BRIDGE PARTNERS** by Harvey Bernstein
- 52 **ST TOOLBOX** Turbo St, Juggler, Analyze
- 55 **ST GAMES GALLERY** Questron II, Bomber Command
- 56 **ST NEW PRODUCTS**
- 57 **ST DESKTOP PUBLISHING CONSULTANT** by Gregg Pearlman
- 59 **DAVE'S GAME ROOM** by David Plotkin  
Obliterator, Leatherneck, Eagle's Nest, Vampire's Empire, Crazy Cars



The Seven Skulls. Page 17

- 7 **I/O BOARD**
- 8 **HELP**
- 64 **SHOPPERS MARKET**

- 78 **CLASSIFIED ADS**
- 79 **ADVERTISERS INDEX**
- 12 **NEW PRODUCTS**

Cover Photography: Tony Carlson

Mon - Fri 9 am - 9 pm CST  
Sat 11 am - 5 pm

Your ATARI 8-BIT STORE that's as close as YOUR PHONE

Mon - Fri 9 am - 9 pm CST  
Sat 11 am - 5 pm


ANT-10-8

800-558-0003

SINCE 1982  
**ComputAbility**

800-558-0003

**130XE COMPUTER**  
**\$149.00**



**XF551 DISK DRIVE  
DOUBLE DENSITY**

**\$179** **NEW**

**80 COLUMN WORD  
PROCESSING PACKAGE**

FOR XE/XL COMPUTERS  
XEP-80 COLUMN & ATARI WRITER 80

**BOTH FOR**  
**\$109** **NEW**

**XDM-121 Letter  
Quality Printer**  
W Built in Interface  
**12 CPS-Daisy Wheel**  
**\$199**

**AVATEX 1200 HC  
MODEM & P. R.  
CONNECTION**  
With ATARI Modem Cable  
**\$169**

**MISCELLANEOUS  
HARDWARE**

PR Connection	62.95
US Doubler	49.95
Animation Station	59.95
Atari XM 301 Modem	CALL
Supra 1150 Interface	CALL
850 Interface	CALL
Graphic AT Interface	39.95
Avatex 1200HC	CALL
Avatex 1200E	CALL
Avatex 2400 HC	CALL

**stair**  
MICRONICS

**NEW** **NX-1000  
PRINTER**  
-144 CPS-Draft -30CPS-NLQ  
-NLQ In 10 & 12 Pltc  
-6 Built-In Fonts  
**ONLY**

**\$175**

**Panasonic**  
Office Automation **OA**

**NEW** **1080i - II  
PRINTER**  
Now at 144 CPS  
**ONLY**

**\$169**

**Panasonic**  
Office Automation **OA**

**NEW** **1091i - II  
PRINTER**  
Now at 192 CPS  
**ONLY**

**\$199**

**stair**  
MICRONICS

**NEW** **NX-1000  
RAINBOW**  
New Low Cost  
COLOR Printer  
**ONLY**

**\$239**

**ACCESSORIES**

Anti-Glare Screen	19.95
Blank Disks	CALL
Disk Notcher	5.95
Dust Covers	CALL
6 Way Surge Protector	19.95
Monitor Cable	9.95
Printer Stand	14.95
Swivel/Tilt Monitor Stand	19.95
Teakwood Disk Holders	19.95
Printer Ribbons	CALL
Modem Cable	14.95
Printer Cable	14.95
1000 Sheet Printer Paper	21.95

**ELECTRONIC ARTS**

Age of Adventure	10.95
Bismark	20.95
Chessmaster 2000	25.95
Chickamauga	23.95
Mavis Beacon	26.95
Movie Maker	10.95
Music Construction	10.95
Lords of Conquest	22.95
Pinball Construction	10.95
Ogre	25.95
One on One	10.95
Racing Destruction	10.95
Rommel/Tobruk	26.95
Starfleet I	33.95
Super Boulder Dash	10.95
7 Cities of Gold	10.95

**DATASOFT**

Alternate Reality/ City	20.95
Alt Reality/Dungeon	26.95
Bismark	20.95
Video Title Shop	20.95
Video Title Graphic Comp 2	14.95

**XLENT SOFTWARE**

Megafont II	16.95
Xlent Word Processor	18.95
Page Designer	18.95
Megadiler	18.95
Picture Disk	14.95
PS Interface	18.95
Rubber Stamp	18.95
Typesetter	21.95

**SSI**

Battle of Ansbam	32.95
Computer Ambush	39.95
Eternal Dagger	25.95
Gettysburg	39.95
Kampfgruppe	39.95
Kampfgruppe Scenario Disk 1	14.95
Mech Brigade	38.95
Panzer Grenadier	14.95
Phantasia 1 or 2	26.95
Rebel Charge	32.95
Award Ware	25.95
Blazing Paddles	22.95
Bob 'n' Wrestle (64K)	19.95
Boulder Dash Const Kit	12.95
Champ Loderunner	19.95
Cycle Knight	16.95
Deeper Dungeons/Gauntlet	17.95
Demon Attack/Pitfall	10.95
Electronic Checkbook	14.95
Electronic Data Manager	14.95
Fleet System 2	39.95
Fight Night	10.95
Flight Simulator 2	33.95
Fraction Action	18.95
Gauntlet (64K)	22.95
General Mgr. MLB	19.95
Guitar Wizard	18.95
Hardball	18.95
Home Planetarium	27.95
Infiltrator	19.95
Jupiter Mission 1999	32.95
Leaderboard DuoPak	10.95
Linkword German	29.95
Linkword Italian	29.95
Linkword Spanish	29.95
Love Note Maker	10.95
Masterype	25.95
Math Blaster	32.95
Micro League Baseball	25.95

**MISCELLANEOUS**

10 Little Robots	18.95
1986 Team Disk For MLB	14.95
1987 Team Disk For MLB	14.95
60's World Series For MLB	14.95
70's World Series For MLB	14.95
Ace of Aces	18.95
All Star Roster Disk	14.95
Asphalt Trilogy	14.95
Atariwriter Plus	39.95
Award Ware	10.95
Blazing Paddles	22.95
Bob 'n' Wrestle (64K)	19.95
Boulder Dash Const Kit	12.95
Champ Loderunner	19.95
Cycle Knight	16.95
Deeper Dungeons/Gauntlet	17.95
Demon Attack/Pitfall	10.95
Electronic Checkbook	14.95
Electronic Data Manager	14.95
Fleet System 2	39.95
Fight Night	10.95
Flight Simulator 2	33.95
Fraction Action	18.95
Gauntlet (64K)	22.95
General Mgr. MLB	19.95
Guitar Wizard	18.95
Hardball	18.95
Home Planetarium	27.95
Infiltrator	19.95
Jupiter Mission 1999	32.95
Leaderboard DuoPak	10.95
Linkword German	29.95
Linkword Italian	29.95
Linkword Spanish	29.95
Love Note Maker	10.95
Masterype	25.95
Math Blaster	32.95
Micro League Baseball	25.95
MLB Boxscore/Stat	14.95
Net Worth	25.95
News Room	31.95
Pitfall	10.95
Pitstop II	10.95
Print Driver Const. Set	16.95
R Time 8 Cart	54.95
Race Car Arithmetic	18.95
Scen Disk #11	17.95
Sparta Dos	29.95
Sparta Tools	22.95
Spy vs Spy 3	12.95
Spell It	32.95
Spinnaker	CALL
Spiffie 40	23.95
Spiffie Ace	19.95
Strip Poker	21.95
Super Huey	16.95
Summer Games	12.95
Synfile	32.95
Temple of Asphalt Trilogy	12.95
Triple Pak	14.95
Trailblazer	19.95
Universe	32.95
Video Title Shop	20.95
Video Vegas	20.95
Word Attack	32.95

**MICROPROSE**

Crusade In Europe	25.95
Conflict In Vietnam	25.95
Decision In Desert	25.95
F-15 Strike Eagle	22.95
Kennedy	16.95
Approach	22.95
Silent Service	22.95
Top Gunner	16.95

**BRODERBUND**

AutoDuel (64K)	34.95
Bank Street Writer	32.95
Graphic Lib 1,2, or 3	16.95
Karateka	19.95
Print Shop	28.95
Print Shop Companion	22.95
Ultima III	25.95
Ultima IV	38.95

**OPTIMIZED SYSTEMS**

Action	CALL
Basic Xa	CALL
Basic XL	CALL
Mao 65 XL	CALL

**ACTIVISION**

Cross Country Race	11.95
Hacker	11.95
Music Studio	22.95
Ghostbusters	11.95

**We Carry Hundreds of  
Programs for the  
ATARI 400/800/XE/XL  
If You Don't See it Here  
CALL**

**JOYSTICKS**

(NOTE: Price good when with any other purchase)  
Wico Super 3-Way... 19.95  
Unite Joystick... 5.95  
Starlighter... 8.95  
Tao 3... 10.95  
Silk Stick... 7.95  
Epyx 500XJ... 12.95

Mon-Fri 9am-9pm CST  
Sat 11am-5pm



Order Call Toll Free

**800-558-0003**

SINCE 1982  
**ComputAbility**  
Consumer Electronics

P.O. BOX 17882, MILWAUKEE, WI 53217  
ORDER LINES OPEN  
Mon.-Fri. 9AM-9PM CST Sat. 11AM-5PM. CST  
TELEX NUMBER 9102408440  
(ANSERBACK = COMPUT MILW UG)

No surcharge for  
MasterCard or Visa



Inquiries, or for Wisc. Orders

**414-357-8181**

Mon - Fri 9 am - 9 pm CST  
Sat 11 am - 5 pm

Your ST STORE that's as close as YOUR PHONE  
SINCE 1982

Mon - Fri 9 am - 9 pm CST  
Sat 11 am - 5 pm

ANT - 10 - 8 8

800-558-0003

ComputAbility

800-558-0003

**ST HOST CONTROLLER ADAPTOR**  
CALL FOR PRICES

PANASONIC		
PANASONIC 10801 - II	189	
PANASONIC 10911 - II	199	
PANASONIC 10921	329	
PANASONIC 3131	309	
PANASONIC 3151	489	
PANASONIC 1524	579	
PANASONIC 1592	419	
PANASONIC 1595	479	

**★ SPECIAL ★**  
**CASIO HT-700**  
**MIDI KEYBOARD**  
**\$169.95**

STAR MICRONICS	
NX-1000	175
NX-1000 Rainbow	239
NX-2400 NEW 24 Pin	319
NX-15	309
ND-15	399
NR-15	479
NB-24/10	439
NB-24/16 (24 wire)	639

**SUPRA 20 MEG HARD DRIVE**  
**SCSI ONLY**  
**I/O Port \$569** **NEW**

**INDUS GTS 100**  
3F-314 Compatible Disk Drive  
DOUBLE SIDED/1 MEGABYTE STORAGE  
**\$189**

**SUPRA FD-10**  
**10 Megabyte**  
**Removable** **NEW**  
**Only \$829**

☆☆☆☆☆☆☆☆☆☆  
**Cyber VCR Compatible**  
**Sony 8mm Video Equipment**  
Call for the lowest prices

**PC Ditto Package**  
Includes  
• PC Ditto • MS DOS & GW Basic  
• ST / PC 5 1/4" Disk Drive  
**\$349**

**ST MODEM PACKAGE**  
• AVATEX 2400 MODEM  
• ST MODEM CABLE  
• FLASH TELECOM PACKAGE  
**\$189**

We Have What You Need For Your ST.

MICROTRON	ST ADVENTURES	ST EDUCATIONAL	ANTIC	ST ARCADE GAMES		
Airball	25.95	1st Letters and Words	33.95	'86 Team K For MLBB	16.95	
Airball Construction Kit	17.95	AB - Zoo	19.95	3-D Helicopter	32.95	
Animator, The	25.95	Alternate Reality 2: The Dungeon	26.95	Advanced D&D Heros of the Lance	26.95	
BBS 2.0	49.95	Adv. of Sindbad	31.95	Allen Fires	26.95	
Calendar	19.95	Aesop Fables	31.95	Arctic Fox	14.95	
Cornerman	32.95	All About America	36.95	Arena	14.95	
Fright Run	25.95	Animal Kingdom	24.95	Awsome Arcade Act. Pack	33.95	
GFA Artist	49.95	Declinal Dungeon	24.95	Battledroid	32.95	
GFA Basic 3.0	67.95	First Shapes	33.95	Bermuda Project	25.95	
GFA Book	29.95	Fraction Action	24.95	Bismark	26.95	
GFA Companion	32.95	Invasion	19.95	Black Lamp	17.95	
GFA Compiler	38.95	Kid Talk	33.95	Block Buster	25.95	
GFA Draft	32.95	Kinderama	24.95	Boulder Dash Cons Kit	17.95	
GFA Draft +	99.95	Magical Myths	31.95	Bridge 5.0	22.95	
GFA Object	67.95	Math Talk	33.95	Bubble Ghost	21.95	
GFA Vector	32.95	Math Talk Fractions	33.95	Capt. Blood	32.95	
Goldrunner	25.95	Math Wizard	24.95	Card Sharks	CALL	
Goldrunner2	25.95	Mavis Beacon Typing	32.95	Carrier Command	29.95	
Goldrunner Scen Disks 1 Or 2	10.95	Mother Goose	19.95	Centerfold Squares	CALL	
Hard Disk Backup	25.95	Read & Rhyeme	24.95	Champ Baseball '86	25.95	
International Soccer	25.95	Read-A-Rama	31.95	CHAMP. WRESTLING	12.95	
Juggler Utility	32.95	Space Math	25.95	Chessmaster 2000	29.95	
Jupiter Probe	17.95	Speller Bee	33.95	Cosmic Relief	23.95	
Karate Kid II	25.95	<b>ADVANCED ORDER</b>		Death Sword	17.95	
Leatherneck	13.95	Arabic Nights	31.95	Dive Bomber	22.95	
Leatherneck 4 Player Adaptor	25.95	Ghostly Grammers	31.95	European Scene Disk	17.95	
M-Cache	15.95	Lands of the Unicorn	21.95	F-15 Strike Eagle	25.95	
M-Disk +	25.95	Logic Master	31.95	Female Data Strip Poker	16.95	
Major Motion	25.95	Planetarium	44.95	Final Assault	22.95	
Make It Move	46.95	<b>ST BUSINESS</b>		Flight Simulator II	33.95	
Master Cad	124.95	A-Calc Prime	39.95	Foundation Waste	24.95	
Match-point	25.95	Financial Plus	114.95	Galo	24.95	
Mighty Mail	32.95	Isgur Portfolio	124.95	Gauntlet	32.95	
Omega Run	25.95	LDW Power	87.95	Gauntlet II	34.95	
Personal Money Mgr	32.95	Logistix Jr.	57.95	Gen Mgr/for MLB	19.95	
Pinball Factory	25.95	Master Plan	59.95	GFL Football	25.95	
Realizer	150.95	Micro Lawyer	13.95	Global Cntrndr	26.95	
Score Writer	25.95	Nes Desk	48.95	Gone Fishing	29.95	
Shuttle 2	25.95	Switchale ST	48.95	Gridiron Football	33.95	
Slaygon	25.95	Sylvia Porter	48.95	Guardians of Infinity	22.95	
Tanglewood	25.95	VIP Professional	99.95	Gunship	32.95	
Tetra Quest	25.95	<b>EPYX</b>		Harrier Combat Simulator	32.95	
Time Bandits	25.95	Art & Film Director	44.95	Hunt for Red October	33.95	
Trimbase	64.95	Battle Ship	17.95	Iron Warrior	25.95	
Tune Up	32.95	Boulder Dash Kit	12.95	IMPOSSIBLE MISSION II	24.95	
Utility Plus	39.95	California Games	23.95	Indoor Sports	32.95	
<b>ST PRINT UTILITIES</b>					International Soccer	25.95
Art Gallery 1 or 2	18.95	Chang Wrestling	12.95	Into the Eagle's Nest	25.95	
Award Maker	24.95	Death Sword	12.95	Japan Scenery Disk	17.95	
Certificate Maker	25.95	Dive Bomber	28.95	Karatoka	22.95	
Fonts & Borders/P.M.	21.95	Final Assault	28.95	Leader Board Duo Pak	17.95	
PM Interface	18.95	Games - Summer Ed	28.95	Levitation	10.95	
Print Shop	31.95	Games - Winter Ed	28.95	Lock On	25.95	
Printmaster Plus	24.95	Impossible Miss II	28.95	Master Ninja	26.95	
<b>ST DATABASES</b>					Metrocross	12.95
Data Manager ST	48.95	Metrocross	13.95	Metropolis 2000	49.95	
DB Man 4.0	159.95	Sports- A - Roni	13.95	Micro League Baseball II	39.95	
Regent Base 1.1	79.95	Street Cat	13.95	Mortville Manor	22.95	
Superbase Gem	94.95	Street Soccer	28.95	Murder on the Atlantic	25.95	
Superbase Pro	184.95	Sub Battle Sim.	23.95	Night on the Town	22.95	
The Informer	67.95	Super Cycle	12.95	<b>TAITO</b>		
<b>MUSIC</b>					Alcon	25.95
Adap	1549.95	Techno Cop	28.95	Arkanoid	22.95	
C2 Android	61.95	Temple Apsahl Trilogy	12.95	Bubble Bauble	25.95	
C2 Patch	69.95	Tower Topper	28.95	Gladiator	CALL	
Digi-Drum	24.95	Winter Games	12.95	Operation Wolf	CALL	
DX Android	104.95	World Games	12.95	Kix	CALL	
Easy Score	67.95	<b>ST ACCESSORIES</b>		Rastan	CALL	
EZ Score Plus	104.95	Anti-Glare Screen	19.95	Benegade	CALL	
EZ Track Plus	39.95	Dustovers	CALL	Skyshark	CALL	
Fingers	34.95	Flip'n' File II- Micro	19.95	<b>ABACUS</b>		
Gin Patch	104.95	3.5 Drive Clean Kit	16.95	Abacus Books	CALL	
Hyper Switch	19.95	6 Way Surge Protector	19.95	Asmepro	39.95	
Keyboard Contr Sequencer	149.95	6 FT SF 354/314 Cable	19.95	Becker Text	64.95	
Master Tracks Pro	219.95	Monitor Master	39.95	Change Electra Spell	14.95	
Midi Maze	25.95	Mouse Master	35.95	Revolver	49.95	
MouseTracks	84.95	Mouse Pad	8.95	Smooth Talker	33.95	
Music Construction Set	33.95	Mouse House	6.95	St Doctor	24.95	
Music Studio 88	38.95	<b>ST WORD PROCESSORS</b>		Time Link	32.95	
Pro Drum	19.95	1st Word-Plus	64.95	Turbo ST	36.95	
Pro Midi	19.95	Fontz	22.95	Video Wizard	39.95	
Pro Sound	19.95	Microsoft Write	89.95	<b>DISKETTES</b>		
Pro Sound Designs	84.95	Regent Word II	48.95	3.5" SS/DD (10PK)	12.95	
ST Replay	74.95	ST Becker Text ST	67.95	3.5" DS/DD (10PK)	15.95	
Symple Trac	414.95	Tempus	32.95	Flashback	79.95	
Sync Trac	269.95	Thunder	26.95	HD Sentry	32.95	
<b>ST UTILITIES</b>					IB Copy	21.95
Back Pak	64.95	Word-Up	49.95	IB Disk Utility	21.95	
Desk Cart	72.95	WordPerfect	219.95	Labelmaster Elite	77.95	
Electro Calendar	35.95	WordWriter ST	49.95	M.S. Dos&G.W. Basic (BM 5.25)	79.95	
Fast	31.95	<b>ST UTILITIES</b>		Micro Cookbook	32.95	
Flashback	79.95	3.5" SS/DD (10PK)	12.95	Palto ST	32.95	
HD Sentry	32.95	3.5" DS/DD (10PK)	15.95	P.D. Intro 3.0	69.95	
IB Copy	21.95	Note: Buy diskettes at these low prices when added to any other order.		Revolver	49.95	
IB Disk Utility	21.95			Smooth Talker	33.95	
Labelmaster Elite	77.95			St Doctor	24.95	
M.S. Dos&G.W. Basic (BM 5.25)	79.95			Time Link	32.95	
Micro Cookbook	32.95			Turbo ST	36.95	
Palto ST	32.95			Video Wizard	39.95	
P.D. Intro 3.0	69.95					
Revolver	49.95					
Smooth Talker	33.95					
St Doctor	24.95					
Time Link	32.95					
Turbo ST	36.95					
Video Wizard	39.95					

DESK TOP PUBLISHING	ST LANGUAGES	ST UTILITIES	ST WORD PROCESSORS
Desk Top Publisher	89.95	Back Pak	64.95
Partner Fonts 1 or 2	19.95	Desk Cart	72.95
Partner Forms	19.95	Electro Calendar	35.95
Publishing Partner	64.95	Fast	31.95
Publishing Partner Pro	127.95	Flashback	79.95
<b>ST LANGUAGES</b>		HD Sentry	32.95
Laser C	124.95	IB Copy	21.95
Lattice C	99.95	IB Disk Utility	21.95
LDW Basic 2.0	54.95	Labelmaster Elite	77.95
Mark Williams C	114.95	M.S. Dos&G.W. Basic (BM 5.25)	79.95
MARK Williams CSD	CALL	Micro Cookbook	32.95
Micro Shell	34.95	Palto ST	32.95
Modula II	67.95	P.D. Intro 3.0	69.95
Modula II Developer	104.95	Revolver	49.95
MT C Shell	84.95	Smooth Talker	33.95
Personal Pascal 2.0	69.95	St Doctor	24.95
<b>ST TELECOM</b>		Time Link	32.95
220 ST	32.95	Turbo ST	36.95
OMI BBS ST	31.95	Video Wizard	39.95
BBS Express	56.95		
Deluxe Minicom	39.95		
I.S Talk	33.95		
Minicom	25.95		
ST Talk Ver 2.0	CALL		
<b>DESK TOP PUBLISHING</b>			
Desk Top Publisher	89.95		
Partner Fonts 1 or 2	19.95		
Partner Forms	19.95		
Publishing Partner	64.95		
Publishing Partner Pro	127.95		
<b>ST LANGUAGES</b>			
Laser C	124.95		
Lattice C	99.95		
LDW Basic 2.0	54.95		
Mark Williams C	114.95		
MARK Williams CSD	CALL		
Micro Shell	34.95		
Modula II	67.95		
Modula II Developer	104.95		
MT C Shell	84.95		
Personal Pascal 2.0	69.95		

No surcharge for MasterCard To Order Call Free 800-558-0003

MasterCard

P.O. BOX 17882 MILWAUKEE, WI 53217

ORDER LINES OPEN

Mon-Fri 9am-9pm CST Sat 11am-5pm

SINCE 1982


ComputAbility

VISA

No surcharge for Visa Telex Number 9102406440 (ANSERBACK - COMPUT MILW WI)

For Technical Info, Order Inquiries, or For Visa. Orders 414-357-8181

ORDERING INFORMATION: Please specify system. For fast delivery send cashier's check or money order. Personal and company checks allow 14 business days to clear. School P.O.'s welcome. C.O.D. charges are \$3.00. In Continental USA include \$3.00 for software orders 5% shipping for hardware minimum \$5.00. MasterCard and Visa orders please include card #, expiration date and signature. WI residents please include 5% sales tax. HI, AK, FPO, APO, Puerto Rico and Canadian orders, please add 6% shipping. Minimum \$6.00. All other foreign orders add 15% shipping, minimum \$15.00. All order shipped outside the Continental U.S.A. are shipped first class insured U.S. mail. If foreign shipping charges exceed the minimum amount, you will be charged the additional amount to get your package to you quickly and safely. All goods are new and include factory warranty. Due to our low prices all sales are final. All defective returns must have a return authorization number. Please call (414)357-8181 to obtain an RFA# or your return will not be accepted. Prices and availability subject to change without notice.



# “Pssst— c’mere!”

My sources tell me that a new catalog from Antic Software will appear in the November issue of START Magazine. But, I can get a copy to ya *now!* That’s right, the November catalog available today! Imagine, the best Atari software products at your fingertips! Just fill out the coupon below and it’s yours!

But hey, *wait* a second. I got a special offer for ya. It’s so hot ya gotta call our toll free order line to get the scoop.

**800-234-7001**

Why am I doin’ this? Because us Atari users gotta stick together!

## **Pssst... Hey dealers, it’s your turn, so listen up!**

Antic Software just got a new 800 line for retailers. Yeah, now you can call us and it won’t cost you a thing! What’s that? You don’t believe it? Give us a call and see for yourself. And while you’re on the line, ask about our hot deal for retailers.

**800-234-7123**



**Antic Software Inc.**  
544 Second Street  
San Francisco, CA 94107

**YES**, I want the new Antic Software catalog. Send it to:

Name \_\_\_\_\_

Address \_\_\_\_\_

City \_\_\_\_\_ State \_\_\_\_\_ Zip \_\_\_\_\_

Phone ( ) \_\_\_\_\_

The computer(s) I own:

Atari 8-bit     Atari ST     Other \_\_\_\_\_

The computer magazine(s) I read:

Antic     STart     Other \_\_\_\_\_

**Mail to:** Antic Software Catalog, 544 Second Street  
San Francisco, CA 94107



**TRAMIEL WRITE-IN WINS**

This is just to let you know of the satisfactory results of **Antic's** write-in campaign to Atari Chairman Jack Tramiel. Less than a month after I wrote to Tramiel of my desire for more dealers in my area, Atari Canada has contacted at least one of the dealers on my list. This dealer is now undergoing the application process to pick up the ST and PC lines.

Mike Loader  
Westwin, Manitoba  
Canada

**NO DOS 3**

I've been having problems with Sssnake! by Chet Walters (**Antic**, October 1986). Even though I retyped the lines and checked it very carefully with TYPO II, I still can't get it to work. I have an 800XL and a 1050 disk drive, and the disk was formatted with DOS 3.

Douglas McGhee  
Honolulu, HI

*The Magic Words in your letter are "DOS 3." Every few months Antic finds itself repeating for newcomers the warning that DOS 3 has several problems, among which are that it uses more memory than DOS 2.0S or 2.5, and it also uses different memory locations. It's even incompatible with DOS 2 and 2.5, using an entirely different disk structure. Antic recommends using either DOS 2 or 2.5. You'll find DOS 2 on each month's Antic Disk—it's in the DOS.SYS and DUP.SYS files.—ANTIC ED*

**NO BARNYARD BUGS**

I am the author of Atari's Barnyard Blaster XE cartridge, reviewed in **Antic**, June 1988. I think that reviewer David Plotkin may have had a defective cartridge or XE Game System, because I am positive that the "rectangle or garbage" he mentions is not a bug in the program. Thank you, though, for the good review of my work. Watch for my next one, Crime Buster.

James Zalewski  
Hamtramck, MI

**TALKING TYPEWRITER**

I was excited to read about the *Talking Typewriter* program (**Antic**, January 1987). I bought all the parts, thinking I could tackle the project on my own. I couldn't.

Is there anyone out there who can read schematics and solder for a reasonable price? If so, I could send him or her the parts. I really want the Talking Typewriter.

Jonathan Beich  
RR1, Box 103  
Sykeston, ND

*Good luck. Also, Antic is working on a no-hardware conversion of Talking Typewriter created with the Covox Voice Master Junior just like this month's Toddler Type Super Disk Bonus—ANTIC ED*

**MODEM HANDLER?**

I'd like to know how to communicate with the Atari XM301 and 1030 modems: I'd like to set things like auto-answer, pickup/hand-up, loop back test, etc. I'm trying to write a handler for the XM301 to make it Hayes-compatible.

Patrick Presley  
Lumberton, TX

*You might be able to find what you need in Russ Wetmore's article, Unleashing the 1030 Modem (Antic, August 1985).—ANTIC ED*

**PRAISE ATARI FOLKS**

I've been an electronics technician for 18 years. I started with an Atari 800 when it cost \$800 for the computer and another \$450 for the drive. Later I bought a 130XE and loved it. And about a year ago I bought my 1040ST. I'm glad I stayed with Atari.

One thing I've liked about the Atari is the people. I've found nice pen pals in other countries, mostly Norway and Germany, and I receive some magazines from England. The very first computer magazine I bought for my 800 was **Antic**—and it's been an important part of computing ever since.

Mike De Barbieris  
Kenner, LA

**ATARIANS UNITE!**

I'd been depressed about the lack of software for my 800XL and was thinking about saving all my software money until I could buy a "popular" computer. Then I saw the July 1988 **Antic** with two important items—the news of the success of the write-in campaign to get Newsroom ported to the 8-bit Atari, and the launching of the new Software Wanted section of the I/O Board. Now the sky is bright, the birds are singing, I'm smiling and my wife's mumbling about having me fitted for an "I Love Me" suit.

We'll get results if we all write to the listed manufacturers and let them know how many potential customers they have and that there really is an Atari 8-bit market. Which is cheaper: a stamp and a letter, or buying a whole new computer system while your Atari 8-bit just gathers dust?

If this succeeds, let's not stop with the new software. How about some of the older games and productivity software, no longer made, but still copyrighted?

Robert Smith  
Reedsport, OR

*The editors couldn't agree more and Antic is steadily expanding its direct involvement in helping readers campaign successfully for more 8-bit software. See this issue's editorial for the next battlefront.—ANTIC ED*

**BACK UP A SEC**

Epson FX-86e printer users might be interested in an undocumented control code—ESC j—which backs up the tractor one line. Word processor programs that print in multi-column format use it to return to the head of the page. This code has been confirmed by Epson America, but they do not recommend using it because it may cause paper-feeding problems under certain conditions.

Ken Stoops  
Anchorage, AK

*Antic doesn't have the printer mentioned above and is unable to test this tip. Try it at your own risk—ANTIC ED*

## WANTS PAGE 6

Okay, I can't stand it anymore. I've been an **Antic** buyer/subscriber for several years and I will continue to be. But there seems to be another magazine out there that a lot of us will want to have as well.

Since you keep reprinting material from Page 6, why don't you tell us all where we can find it. It's probably easy to come by in the "other" London, but I can't find it here.

Paul Harris  
London, Ontario,  
Canada

*Page 6 is at P.O. Box 54, Stafford, ST16 1DR, England. Telephone: 0785 213928.*

—ANTIC ED

## TRAK-MOUSE

Here's a tip for 8-bit Missile Command players who own either an ST mouse or an Atari Trak-ball controller. On the bottom left side of the trak-ball is a switch labeled Trak-ball and Joystick. Move the stick to the Trak-ball position.

After you load Missile Command and turn on the computer, press [CONTROL] [T]. The status line at the top of the screen changes from STICK to TBALL. Now you can plug in your Trak-ball or mouse—and you'll find that either one works better than the joystick.

Brent Fisher  
Jackson, MI

*On the XE Game System, it looks as if you can just plug in the mouse and fire away.*—ANTIC ED

## 8-BITTER SEEKS SAME

Since relocating to this small upstate New York community, I have been unable to find any Atari users groups. My only consolation so far is that I can continue buying **Antic** at a bookstore about 10 miles from home. Since others are buying the magazine, there must be more of us avid 8-bitters nearby. Please contact me:

John Palmer  
P.O. Box 42  
Meridale, NY 13806

## CWAUG THANKS

CWAUG (Central Wisconsin Atari Users Group) would sincerely like to thank **Antic** for replying to an Atari user trying to find a group in this area. We now have another knowledgeable Atarian member.

Thomas Ptak  
President, CWAUG  
Marshfield, WI

## FORTUNE 500

The April 1988 issue of Fortune Magazine published its annual list of the 500 largest corporations in the United States. It was good to see Atari listed. Ranked at 484, Atari had sales of \$493.3 million and a profit of \$57.4 million (11.6% of sales).

While Atari ranked as the smallest Fortune 500 corporation in the computer industry, its 1987 growth over 1986 was 91.1%, the third fastest. Only Sun Microsystems, at 155.8%, and Compaq Computers, at 95.8%, came in ahead of Atari. Not only are Atari's sales growing, but so are its profits. When ranked in terms of "profit as % of sales," Atari came in third again at 11.6%. This time Atari was bested by Cray Research, at 21.4%, and Digital Equipment, at 12.1%.

I've always known that Atari's products were first rate. Now I know that Atari is a first-rate business, and rightfully so. Atari's performance as been great in this competitive industry.

Henry Jennings  
Detroit, MI

## HELP

### POWER PAD

We are desperate to find the Power Pad, an extra-large graphics tablet for the 8-bit Atari. Chalk Board Inc., the maker, is now apparently out of business. If any of your readers have Power Pad sources, please write to the I/O Board.

Greg Brown, President  
Nittany Atari PC  
Organization

## DEFAULTWRITER PLUS

*DefaultWriter Plus* (**Antic**, July 1988, page 60) runs as published. The instructions are complete, but step 4 was mislabeled as Step 5.

## KING KENO

The *magazine* instructions for the *King Keno Super Disk Bonus* (July 1988, page 7) didn't mention that after copying KENO.EXE to another disk, you must rename it AUTORUN.SYS before it will automatically load and run. The instructions on the *disk* are complete.

## BIG LETTERS

*Big Letters* (March 1988, page 40) runs as published. The program take-apart refers to an older version of the program.

The take-apart should read:

Line 50 executes the introductory display routine starting at line 1330, where mode 1 or 2 is selected, then executes the appropriate editing window starting at line 530.

Lines 130-520 accept and process all keyboard activity and displays the editing windows.

Lines 530-540 initialize our strings.

Lines 550-880 set up editing windows.

Lines 1180-1182 change all double quote characters to inverse-video.

Lines 1185-1210 append all text in the editing window to the end of the program in the form of program statements.

Lines 1290-1470 contain the introductory display routine.

*Antic welcomes your feedback, but we regret that the large volume of mail makes it impossible for the Editors to reply to everyone. Although we do respond to as much reader correspondence as time permits, our highest priority must be to publish I/O answers to questions that are meaningful to a substantial number of readers.*

**Send letters to: Antic I/O Board,  
544 Second Street, San Francisco,  
CA 94107.**

# B&C ComputerVisions

3257 Kifer Road  
Santa Clara, CA 95051  
(408) 749-1003



STORE HOURS  
TUE - FRI 10am - 6pm  
SAT - 10am - 5pm  
CLOSED SUN - MON

## NEW!! 1050 SUPER ARCHIVER CHIP \$69.95

8-BIT INTEGRATED CIRCUITS		
\$3.50 EACH OR 3.00 IN QTY OF 10		\$12.00 EACH
ASSEN REV A 800 CPU 6502	RAM 6810	ASSEM REV B
BASIC REV A 810 ROM C	POKEY	XE GATE ARRAY
MPU 6507	800 ANTIC	PIA 6502
PIA '6532	OS ROMS (499B-599B)	

\$4.50 EACH OR 4.00 IN QTY OF 10		
1771 FDC	XL CPU 14806	GTIA
1050 ROM	XL/XE MMU	XL DELAY

NEW PRINTED CIRCUIT BOARDS WITH PARTS		
800 MAIN WITH CHIPS	10.00	800 10K O/S 10.00
800 16K RAM	10.00	800 POWER 5.00
810 SIDE WITH D/S	15.00	800 CPU W/GTIA 10.00
810 ANALOG	10.00	810 POWER 15.00

JOYSTICKS		
ATARI SPACE AGE	14.95	WICO 3-WAY 29.95
ATARI STANDARD (2)	12.00	WICO BAT HNDL 22.00
ATARI TRAK BALL	25.00	NUMERIC KEYPAD 19.95
EPYX 500 JOYSTICK	19.95	ST MOUSE 45.00

MISCELLANEOUS		
400/800 POWER PACK	10.00	800 KEYBOARD 40.00
800/810 POWER PACK	15.00	800XL KEYBOARD 25.00
KLM 400/800 POWER PACK	5.00	130XE KEYBOARD 35.00
1030 POWER PACK	10.00	520ST KEYBOARD 75.00
800XL/XE POWER PACK	20.00	1040ST KEYBOARD 85.00
2600 POWER PACK	5.00	314/354 POWER 35.00
520ST POWER PACK	50.00	1040 POWER PCB 75.00

DISK DRIVES		
ATARI 810	140.00	(130.00)
ATARI 810 on Plate	100.00	( 90.00)
ATARI 810 W/HAP	220.00	(210.00)
B&C 810	140.00	(120.00)

ATARI XF551 199.95  
INDUS GT 225.00

PRICES IN BRACKETS DO NOT INCLUDE I/O OR POWER PACK



DE RE  
ATARI  
\$10.00

FIELD SERVICE MANUALS	
ATARI 400/800, 810	25.00 EACH
ATARI 800XL, 850, 1025, 1050	20.00 EACH
SAMS 800, 800XL, 130XE, 1050	19.95 EACH
SAMS 520ST	35.00

RUN MAC SOFTWARE ON YOUR ST	
MAGIC SAC	119.95
TRANSLATOR	279.95
MAC ROMS	39.95
PRT DRIVERS/FINDER	44.95

COMPUTERS & INTERFACE			
ATARI 800	100.00	MPP-1150 INTERFACE	54.95
ATARI 800XL	119.95	MPP-1151 INTERFACE	74.95
ATARI 130XE	149.95	ATARI 850	125.00

DIAGNOSTICS			
1050 DIAG. DISK	20.00	810/1050 DIAG. CART	25.00
SALT 800XL CART	25.00	SALT 400/800 CART	25.00
5-1/4" ALIGNMENT	40.00	3-1/2" SS ALIGNMENT	50.00

HAPPY ENHANCEMENT VER. 7.1  
810 OR 1050 - \$99.95

ST INTEGRATED CIRCUITS			
DISK CONTROLLER WD1772	25.00	DMA CONTROLLER	26.00
PHOTO COUPLER PC900	2.95	MMU	28.00
YAMAHA SOUND CHIP	10.00	VIDEO SHIFTER	26.00
6850 ACIA	3.95	GLUE CHIP	28.00
68000-8 CPU	27.00	68901 MPF	16.00
KEYBOARD CHIP	15.00		

**ATARI XE GAME MACHINE \$139.95**  
INCLUDES MISSILE COMMAND, FLIGHT SIMULATOR II, BUG HUNT, LIGHT GUN, JOYSTICK, BASIC, AND 64K OF MEMORY WITH A REMOVEABLE KEYBOARD. ADD A DISK DRIVE AND PRINTER FOR A COMPLETE HOME COMPUTER SYSTEM!

WE CARRY A FULL LINE OF CARTRIDGES FOR THE XE GAME MACHINE.

## SUPER SPECIALS

RECONDITIONED ATARI MERCHANDISE

All merchandise has been tested and reconditioned and is in like-new condition except where noted. 30 day warranty.

<b>ATARI TRAK BALL \$9.95</b> SPICE UP THE ACTION IN YOUR ARCADE GAMES!	<b>ATARI SPACE AGE JOYSTICK \$5.00</b> 	<b>1020 COLOR PLOTTER/PRINTER \$29.95</b> 40 Columns wide Includes paper and color pen set	<b>600XL (64K) \$59.95</b> Upgraded to run newer 64K software - includes Basic & power supply	<b>ATARI BOOKKEEPER \$14.95 - NO BOX (\$19.95 WITH RECON KEYPAD)</b> <b>\$24.95 - IN BOX (29.95 WITH RECON KEYPAD)</b>
<b>400 (16K) COMPUTER \$29.95</b> <b>48K UPGRADE KIT \$25.00</b>	<b>1030 MODEM WITH EXPRESS! \$29.95</b> GET ONLINE TODAY	<b>800 (48K) COMPUTER \$79.95</b> INCL. BASIC CART & MANUAL	<b>NUMERIC KEYPAD \$7.95</b> INCL HANDLER DISK USE WITH BASIC & BOOKKEEPER	<b>DISKETTES AS LOW AS 20 CENTS</b> 10 FOR \$4.00 100 FOR \$29.95 1000 FOR \$200 MOST ARE UNNOTCHED WITH OLD SOFTWARE

**SHIPPING INFORMATION** - Prices do not include shipping and handling. Add \$5.00 for small items (\$8.00 Min. for Canada). Add \$8.00 for disk drive. Calif. res. include 7% sales tax. Mastercard and Visa accepted if your telephone is listed in your local phone directory. Orders may be pre-paid with money order, cashier check, or personal check. Personal checks are held for three weeks before order is processed. C.O.D orders are shipped via UPS and must be paid with cash, cashier check or money order. International and APO orders must be pre-paid with cashier check or money order. \$20.00 minimum on all orders. All sales are final - no refunds - prices are subject to change. Phone orders accepted TUESDAY THROUGH FRIDAY from 10:00 am to 6:00 pm PST.

We carry a complete line of ATARI products and have a large public domain library. Write or call for free catalogue. (408) 749-1003 TUE - FRI 10AM - 6 PM

PRICES SUBJECT TO CHANGE WITHOUT NOTICE - ALL SALES ARE FINAL

By MATTHEW RATCLIFF



# Talking Toddle Type

Software that speaks—no extra equipment required!

*(We have a true 8-bit technical breakthrough for this month's Super Disk Bonus—Antic's first talking program that you can use without any extra hardware or software. And now that Contributing Editor Matthew Ratcliff has worked out the tricky techniques for programming stand-alone talking disk files with the \$39.95 Covox Voice Master Junior, you can expect to see a talking Disk Bonus or a tutorial about speech programming in many future issues.—ANTIC ED)*

I have dozens of video games for my Atari 8-bit computer system. However, my four-year-old son Nathan's favorite game is to type on Daddy's computer. He will turn on the computer in Atari BASIC and begin tapping away at the keys. So I finally decided to create a special typing program just for little kids who like nothing better than typing on the computer.

When you turn the program on, the title screen is immediately displayed. If nothing is typed within 30 seconds, a random letter of the alphabet "plays" for you. When your toddler taps a letter key, that letter is displayed on an animated screen. The letters might scroll left and right, sparkle, or flash a rainbow—you'll see lots of different effects throughout the alphabet.


After the letter is animated in both upper and lower case, several words beginning with this letter are presented. If junior gets tired and just sits back and relaxes, the program will continue to select letters randomly and animate them once every 30 seconds or so (as long as no keys are pressed).

The bright, flashy colors, huge letters and constant animation will help keep your children fascinated for hours on end. My son, after playing with Toddle Type for only a few days, now recognizes every letter of the alphabet and can find and type any one of them upon request. My two-year-old son Charles is now starting to

learn his letters with it as well.

Even before I added some 30 speech files, Toddle Type turned out to be an assembly language program nearly 10K long. A type-in listing of the BASIC translation of Toddle Type would run about a dozen pages with nothing but data statement numbers.

For assembly language programmers, by the time you read this, the full assembler source code for Talking Toddle Type should be available for



downloading from the ANTIC ONLINE Software Shelf. At about 128K, the speech code is so big that it won't even fit on one single-density disk.

## TALKING TODDLE TYPE

To use Talking Toddle Type, copy TODDLE.EXE to another disk (with DOS command C). Make sure this new disk has a DOS.SYS file on it. Next, rename TODDLE.EXE to AUTORUN.SYS (with DOS command E). Now, copy all the .SPK files to this disk. Finally, turn off your Atari and remove any cartridges. (XL/XE owners should press the [OPTION] key to turn off

BASIC.) Now turn on your computer and Toddle Type will LOAD and RUN automatically.

With a lot of patient assistance from Kevin Gevatosky of Covox, I gave Toddle Type its own stand-alone speech created with the Covox Voice Master Junior. It was not easy to get everything working at first, so in an upcoming **Antic** article I will explain the programming techniques I learned.

You *don't* need a Covox Voice Master (reviewed in the June 1988 **Antic**) to play Talking Toddle Type. The complete set of working speech files are on this month's Antic Disk.

After you LOAD Talking Toddle Type, you will be prompted to press [SELECT] to indicate the number of the disk drive that your speech files are on. If you have a RAMdisk, you can copy all the .SPK extender files to it before running Talking Toddle Type. However, each .SPK file is only about 3K, so it doesn't take much time to load from a floppy disk while the game is being played.

If you do have your own Covox Voice Master Junior (or the older Voice Master model), you can easily replace the A.SPK through Z.SPK files with your own voice—or with any sounds you choose. You must use the Atari 800 version of Covox software, because the XL and XE versions use memory banks that Talking Toddle Type can't access.

Set up your Voice Master according to the instructions that come with the product (you'll need to have BASIC turned on). From the main menu of the Covox software, choose the selection for exiting to BASIC. Now LOAD and RUN the program ABCMAKE.BAS from this month's Antic Disk. When you're prompted for a letter to learn, just type that letter and press [RETURN]. The inverse plus sign at the top left of the screen indicates that the

Voice Master is ready to learn a "word."

Talking Toddle Type can handle a stand-alone speech file as long as 3K—enough for a phrase or sentence about six to eight words long. If a file is much larger, the end of your message will be cut off in playback. But each speech file is considered by the Voice Master to be one word, even if you actually record a short phrase. So you must say each phrase in one quick breath. *Don't pause between words*—or Voice Master will think you're finished!

After each speech fragment is learned and saved, it is automatically played back for you. If you don't like the result, just do it again. To end the program, press [RETURN]. Another

---


### *You don't need a Covox Voice Master to play.*

---

short program on this Month's Antic Disk, ABCPLAY.BAS, will read all the speech files and play them back. After you are satisfied with your results, LOAD and RUN Talking Toddle Type (NOTE TO PARENTS: While testing this program *Antic* soon discovered that if you tap a key while speech is being played back, it produces comical sound effects such as "Max Headroom" sputterings. For sanity insurance you might want to buy yourself some earplugs—just in case your child stumbles onto this potential of the software.—ANTIC ED)

Your October 1988 Antic Disk—featuring the Talking Toddle Type disk bonus as well as every type-in program from this issue—will be shipped to you within 24 hours after receiving your order. Just phone Toll-Free to the Antic Disk Desk at (800) 234-7001. The monthly disk is only \$5.95 (plus \$2 for shipping and handling) on your Visa or MasterCard. Or mail a \$5.95 check (plus \$2 shipping and handling) to Antic Disk Desk, 544 Second Street, San Francisco, CA 94107. ▲

## Covox Speech Thing Write-In



As you'll see on this month's Super Disk Bonus Page, Contributing Editor Matthew Ratcliff has developed software tools that easily make *Antic* disk files talk. The speech is created with the Covox Voice Master Junior (\$39.95), but it is accessed from the monthly Antic Disk without any special add-on equipment. This stand-alone talking software is a real breakthrough in 8-bit Atari programming.

Although Voice Master Junior produces perfectly understandable speech, it has the unmistakably flat, mechanical sound of traditional talking computers. But the new Covox Speech Thing, only \$69.95 for the IBM PC version, is an 8-bit digital-to-analog sound converter that plays true high-fidelity speech and music through its own small

amplifier-speaker. Samples of the PC Speech Thing we heard sound like a real human being recorded on tape.

Covox already has made prototype Speech Thing playback hardware for the 8-bit Atari. This product would be a small amplifier-speaker with a cable connecting it to both joystick ports. But Covox hesitates to continue developing an Atari Speech Thing all the way to market unless it sees convincing evidence that enough 8-bit users out there will want to buy it. (Covox hasn't developed any ST products yet and believes that a Speech Thing ST conversion would be beyond their resources at this time.)

Please note that because of the standard 8-bit Atari's memory limits, Speech Thing hardware would essentially be a super-quality playback system for our computers. However, the product would also come with a disk library of basic sounds and words that Atari users could edit into full speech files. Also, the editing software for the PC Speech Thing (it's 80K big) compresses data so that only 2,000 bytes per second are needed for natural-sounding sounds—and PC-created files could be ported directly to the 8-bit Atari.

Here's where you come in. In an *Antic* issue packed with multiple firsts for the Atari 8-bit—this is another one. For the first time, an independent company has *asked Antic* to start a write-in campaign about a potential Atari conversion of one of its products!

If you think that the Speech Thing, even with its current limitations as described above, is something that you would *probably* want to buy direct from the manufacturer for around \$69.95, write a letter expressing your interest (and including your return address) to: John L. Stewart, President, Covox Inc., 675-D Conger Street, Eugene, OR 97402.

Covox even offers to send a Speech Thing demonstration cassette Free to the first 100 *Antic* readers who write! Remember, sending this letter does NOT obligate you to buy a Speech Thing for your 8-bit Atari. You are just expressing your strong interest in checking out the final product when it becomes available. After all, *natural-quality* Atari 8-bit speech playback for only \$69.95 is not too shabby! ▲

*Return the favor. When you call a manufacturer or supplier about a product you've seen advertised or otherwise mentioned in ANTIC, please tell them so. This will help us to continue to bring you the latest information about products that will make your Atari computer an even more valuable investment in the future.*

—ANTIC ED

### TURBO BASIC KIT

(programming utilities)

Ron Fetzer  
22 Monaco Avenue  
Elmont, NY 11993  
(516) 352-1569  
\$5, 64K disk

The powerful public domain programming language Turbo BASIC is packaged on this disk with original additions. The **Complete Turbo-BASIC Kit** has a 37-page documentation file, tutorials on arrays, matrixes and sorting, and two utilities—a disk cataloger and a bulk disk formatter. Turbo BASIC adds 42 more commands and 22 more functions to Atari BASIC, and increases usable RAM by 1.7K to 34K. All the add-on material has been put into public domain, but you can obtain the entire package from the author.

### GENEALOGICAL COMPUTING

(quarterly magazine)

Ancestry Inc.  
P.O. Box 476  
Salt Lake City, UT 84110  
(800) 531-1790  
\$25 per year

**Genealogical Computing** will help you and your Atari find out exactly where Uncle Todd got those ears. The **Beginner's Board** column helps the genealogy newcomer in finding appropriate computer hardware and software, and the **Tech Notes** column discusses programming and advanced techniques for those who want to expand their capabilities beyond the user manual. Utility programs are also included. Subscribers add \$5 in Mexico or Canada, \$10 in other foreign countries.

### BISMARCK: NORTH SEA CHASE

(Datsoft) Electronic Arts  
1820 Gateway Drive  
San Mateo, CA 94404  
(800) 245-4525  
\$29.95, 48K disk

**Bismarck: The North Sea Chase** simulates the historic 1941 battle in the icy Atlantic when the German ship Bismarck sunk the British warship Hood, killing all but three of its 1,415 crewmen. As either the British or German commander, you can select a full-scale battle or specific action sequences. You direct the anti-aircraft and heavy guns, launch torpedo attacks while dodging minefields and and icebergs.

### CLASSIC COVERS

(equipment covers)  
Phoenix International  
1090 South 350 East  
Provo, UT 84601  
(801) 377-2272  
\$7.99 to \$18

Durable, water resistant **Classic Covers** fit over all your Atari equipment, as well as monitors and third-party printers. The special naugahyde anti-static material eliminates static charges that harm electronic equipment. These custom-fit covers won't trap moisture or heat either.

### ORGANIZER II

(lifestyle computer)  
Psion Inc.  
320 Sylvan Lake Road  
Watertown, CT 06779  
(203) 274-7521  
\$249.99

About \$250 and a single 9-volt battery can place at your fingertips a diary, alarm system, 12-digit calculator, rolodex, calendar—in fact, almost anything you use to record important facts and figures. With 32K memory built in, the **Organizer II** has enough room for about 2,000 entries, each with a limit of 256 characters. Memory expansion is available through external cartridges, and the Organizer II can be connected to any home or office computer, monitor, printer or other peripheral.

### DISKRIBE MARKERS

(marking pens)  
Sanford Corp.  
2740 Washington Blvd.  
Bellwood, IL 60104  
(312) 547-6650  
\$2.50

With **Diskribe** markers, you can write directly onto floppy disks, eliminating not only the use of disk labels but also the confusion that could result from misplacing disk jackets. The gold or silver ink from these pens dries quickly and is highly visible, permanent and safe.



### AL/65 DEVELOPMENT SYSTEM

(program utility)  
Omega Soft  
P.O. Box 139  
Harrells, NC 28444  
(919) 532-2359  
\$47.95, 48K disk

**AL/65**, a linker-based assembler, compiles your source code into relocatable code which can be used in other programs. And the linker connects all of your relocatable files into one object file, to make a ready-to-run program. Most source files should take less than 20 seconds to assemble. It would take only about 25 seconds to link even a longer program made from 17 relocatable files containing 500 instructions, 48 external labels and 140 label references. AL/65 offers full screen editing, user-definable macros, custom character sets and a command processor DOS.

### GRAVIS MK VI JOYSTICK, THINGI, ■■■■■

(accessories)

Advanced Gravis  
6894 Palm Avenue  
Burnaby, British Columbia  
Canada V5J 4M3  
(604) 434-7274

The **Gravis MK VI** switch controller (\$39.95) is state-of-the-art joystick featuring eight-position centering tension control that tailors the stick to your preference. The rugged MK VI has a six-foot cable and three independent fire buttons, as well as a one-year warranty.

Create workspace out of thin air with **THiNGi** (\$7.95), an indestructible copy holder that you can mount on your monitor or at virtually any workstation. With THiNGi, you can keep your hard copy mere inches from your monitor *and* at monitor level, thus reducing neck and eyestrain. The strong plastic clip holds single or multiple pages.

### POCKET WORDMASTER ■■■■■

(electronic thesaurus)

Franklin Computer Corp.  
Route 73 and Haddonfield Road  
Pennsauken, NJ 08110  
(609) 488-0600  
\$129.95

Need another word for "insouciant?" Try the **Pocket Wordmaster WM-1200**, which contains over 35,000 entry words and 470,000 synonyms from Merriam-Webster's Collegiate Thesaurus. The Pocket Wordmaster organizes synonyms grouped according to the different meanings of the entry word. It also gives you hyphenation points, inflected forms of the word, and parts of speech. And if you enter a variation of your word ("insouciantly"), it will return a synonym that reflects that variation ("indifferently").

If this isn't enough, the Pocket Wordmaster has an 80,000-word spelling checker built in, and can help you with crosswords and Scrabble. If you want to goof off, but still look as if you're doing something important, you can play challenging word games such as hangman and anagrams.



### KARATEKA, LODERUNNER ■■■■■

(arcade games)  
Broderbund Software  
17 Paul Drive  
San Rafael, CA 94903-2101  
(415) 492-3200  
\$14.95, 48K disk

Broderbund has reduced the price of classic best-selling action games **Karateka** and **Lode Runner** to \$14.95—a savings of as much as 57% off the original prices.

### MINI-VAC ■■■■■

(vacuum cleaner)  
Mini-Vac Inc.  
217 S. Orange Street  
Glendale, CA 91204  
(818) 244-6777  
\$29.95

**Mini-Vac** is a lightweight vacuum cleaner designed to remove those minute particles of dust and grunge that settle into the most inaccessible cracks of your computer. Mini-Vac comes with two interchangeable wands, two fine bristle brushes and a cloth vacuum bag. It can use either DC or AC power.

### SSI CLASSICS ■■■■■

(strategy games)  
Mindscape Inc.  
3444 Dundee Road  
Northbrook, IL 60062  
(312) 480-7667  
\$14.95, 48K disk

Mindscape has entered an exclusive arrangement with Strategic Simulations Inc. to publish classic SSI titles such as **Fortress**, **Battalion Commander**, **Nam** and **Geopolitique 1990** under its Thunder Mountain budget label. Upcoming titles include *Cartels and Cutthroats*, *Combat Leader*, *Galactic Gladiators* and *Queen of Hearts*.

### CORD-MINDER ■■■■■

(telephone cord)  
Preco, Inc.  
415 N. Maple Grove  
Boise, ID 83704  
(308) 323-1003  
\$14.95

Pick up the phone, and **Cord-Minder** reels out up to seven feet of cord smoothly and easily. When you hang up, Cord-Minder automatically takes up the slack and keeps the cord out of your way. Just unplug your existing handset cord and plug in Cord-Minder. It's that easy.

*New Products notices are compiled by the Antic staff from information provided by the products' manufacturers. Antic welcomes such submissions, but assumes no responsibility for the accuracy of these notices or the performance of the products listed.*

# When you want to talk Atari

## XL/XE HARDWARE

### INTERFACES

<b>ICD</b>	
P:R Connection .....	61.99
Printer Connection .....	41.99
<b>Supra</b>	
1150 .....	39.99
1151 (1200 XL) .....	40.99
<b>Xetec</b>	
Graphix Interface .....	38.99
<b>Atari</b>	
850 Interface .....	109.00

### COMPUTERS

### CMO PACKAGE EXCLUSIVE



### Atari 800XL & XF551 Disk Drive

w/5 Undocumented ROMS Asteroids,  
Defender, Missile Command, QIX, Star  
Raiders

**\$279**

<b>Atari</b>	
800XL .....	89.99
130XE .....	139.00

### XL/XE ENHANCEMENTS

Axlon 32K Mem. Board (400/800) ..	19.99
Atari 80 Column Card .....	79.99

### MODEMS

<b>Atari</b>	
SX212 300/1200 (ST) .....	89.99
XMM301 .....	42.99

### Anchor

VM520 300/1200 ST Dir. Con. ....	119.00
----------------------------------	--------

### Avatex

1200 HC .....	94.99
2400 .....	179.00

### Supra

2400 Baud XL/XE or ST .....	169.00
2400 Baud (no software) .....	149.00

### MONITORS

<b>Magnavox</b>	
CM8505 14" Composite/RGB/TTL	199.00

## ST HARDWARE



### ATARI SM1224 RGB Color Monitor **\$329**

520ST FM RGB/Color System... 789.00  
Includes: 520 ST FM with 3 1/2" drive,  
mouse & 1224 color monitor.  
SM124 Monochrome Monitor... 179.00

**Call For Current Information  
On The Entire ST Line!**

## DRIVES

<b>Atari</b>	
XF551 Drive (XL/XE) .....	179.00
SHD204 20 Meg Hard Drive .....	589.00



### Atari (ST) 314 DS/DD **\$219**

<b>I.B.</b>	
5 1/4" 40 Track (ST) .....	219.00
5 1/4" 80 Track (ST) .....	279.00

### I.C.D.

FA•ST 20 Meg .....	629.00
FA•ST 30 Meg .....	869.00
FA•ST Dual Hard Drives .....	Call

### Indus


GTS 100 3 1/2" DS/DD (ST) .....	199.00
GT 1000 5 1/4" DS/DD (ST) .....	219.00
GT Drive (XL/XE) .....	189.00

### Supra

FD-10 10MB Removable Floppy w/SCSI .....	899.00
20 Meg Hard Drive (ST) .....	579.00
20 Meg Hard Drive (XL/XE) .....	689.00
30 Meg ST Hard Drive .....	689.00

## PRINTERS

<b>Atari</b>	
1027 LQ XL/XE .....	129.00



### Atari XM-M801 XL/XE Dot Matrix **\$199**

XM-M804 ST Dot Matrix .....	199.00
XDM 121 Letter Qlty. XL/XE .....	209.00

### Brother

M-1109 100 cps Dot Matrix .....	169.00
M-1509 180 cps Dot Matrix .....	389.00
HR-20 22 cps Daisywheel .....	339.00

### Citizen

120D 120 cps Dot Matrix .....	149.00
180D 180 cps Dot Matrix .....	179.00
Premier-35 35 cps Daisywheel ..	549.00

### Epson

LX-800 150 cps, 80 col .....	189.00
Hi-80 4 pen plotter .....	269.00
FX-850 264 cps, 80 col .....	Call
FX-1050 264 cps, 132 col .....	Call
LQ-500 180 cps, 24-wire .....	Call
LQ-850 330 cps, 80 col .....	Call
LQ-1050 330 cps, 132 col .....	New

### NEC

P2200 pinwriter 24-wire .....	379.00
P5200 pinwriter 24-wire .....	599.00
P5300 pinwriter 132 col .....	799.00

### Okidata

Okimate 20 color printer .....	129.00
ML-182 + 120 cps, 80 column ..	229.00
ML-320 + 300 cps, 80 column ..	379.00
ML-390 + 270 cps, 24-Wire ...	539.00

### Panasonic

KX-P1080i 144 cps, 80 col .....	169.00
KX-P1091i 194 cps, 80 col .....	199.00


### Star Micronics

NX-1000 140 cps, 80 column ...	179.00
NX-15 120 cps, 132 column ...	319.00

### Toshiba

P321-SL 216 cps, 24-wire .....	499.00
--------------------------------	--------

**WE SHIP 90%  
OF ALL ORDERS  
WITHIN 24 HOURS**



**SELECT FROM  
OVER 3000  
PRODUCTS**

# COMPUTER MAIL ORDER



# .....you want to talk to us.

## XL/XE SOFTWARE

<b>Access</b>	
Leaderboard Golf .....	13.99
<b>Accolade</b>	
Hardball .....	19.99
<b>Atari</b>	
Atariwriter Plus .....	35.99
Filemanager .....	11.99
Music Painter .....	11.99



## SUBLOGIC Flight Simulator II \$3299

**Atari Program Exchange**  
Misc. Programs (cassettes) ..... at 1.99

**Broderbund**  
Graphics Library I, II, III ..... 14.99  
Printshop ..... 27.99

**Datasoft**  
Alternate Reality (City) ..... 25.99  
221 Baker St. .... 20.99

**Electronic Arts**  
Touchdown Football ..... 12.99

**Firebird**  
Guild of Thieves ..... 19.99  
Silicon Dreams ..... 19.99  
Jewels of Darkness ..... 19.99

**Microprose**  
Top Gunner ..... 16.99  
F-15 Eagle Strike ..... 21.99  
Silent Service ..... 22.99

**Origin Systems**  
Ultima 4 ..... 36.99

**Roklyn SPECIAL**  
Anti-Sub/Journey to Planet ... (ea.) 3.99

**Strategic Simulations**  
Colonial Conquest ..... 24.99  
Gemstone Warrior ..... 11.99


**Sublogic**  
Scenery Arizona ..... 14.99

**X-Lent**  
Typesetter ..... 22.99  
Printshop Interface ..... 21.99

## ACCESSORIES

MD1-M SS/DD 5¼"	8.49
MD2-DM DS/DD 5¼"	8.99
MF-1DDM SS/DD 3½"	11.99
MF2-DDM DS/DD 3½"	18.49
<b>Sony</b>	
MD1D SS/DD 5¼"	6.99
MD2D DS/DD 5¼"	7.99
MFD-1DD SS/DD 3½"	11.99
MFD-2DD DS/DD 3½"	17.99
<b>Allsop Disk Holders</b>	
Disk File 60-5¼"	9.99
Disk File 30-3½"	9.99
<b>Curtis</b>	
Emerald .....	39.99
Safe Strip .....	19.99
Universal Printer Stand .....	14.99
Tool Kit .....	22.99
<b>ICD</b>	
BBS Express (ST) .....	52.99
Sparta DOS Construction Set .....	28.99
US Doubler/Sparta DOS .....	47.99
Real Time Clock .....	48.99
Rambo XL .....	29.99
US Doubler .....	28.99

## ST SOFTWARE




## ACCOLADE Bubble Ghost \$2899

<b>Abacus</b>	
PC Board Designer .....	129.00
<b>Access</b>	
Leaderboard Golf .....	22.99
<b>Activision</b>	
Music Studio .....	28.99
<b>Antic</b>	
CAD 3-D .....	31.99
<b>Avant Garde</b>	
PC Ditto .....	59.99
<b>Batteries Included</b>	
Degas Elite .....	37.99

## ST SOFTWARE

<b>Comnet</b>	
ST Term .....	20.99
<b>Electronic Arts</b>	
Gridiron Football/Auto Duel. (ea.) .....	26.99
Isgur Portfolio .....	119.00
<b>Firebird</b>	
Silicon Dreams .....	19.99
The Sentry .....	19.99
<b>Infocom</b>	
Beyond Zork .....	34.99
<b>Metacomco</b>	
ISO Pascal .....	59.99
<b>Microprose</b>	
Gunship .....	28.99
F-15 Strike/Silent Service (ea.) .....	24.99
<b>Miles Software</b>	
ST Wars .....	24.99
<b>Mindscape</b>	
Road Runner .....	37.99
<b>Mark Williams</b>	
C .....	119.00
<b>Paradox</b>	
Wanderer (3D) .....	24.99
<b>Progressive Computer</b>	
Graphic Artist 1.5 .....	129.00
<b>Psygnosis</b>	
Barbarian/Deep Space ..... (ea.)	25.99
<b>Soft Logik Corp.</b>	
Publishing Partner .....	54.99
<b>Strategic Simulations</b>	
Questron II .....	37.99
<b>Sublogic</b>	
Flight Simulator II .....	33.99
<b>Timeworks</b>	
Swiftcalc/Wordwriter ..... (ea.)	46.99
Partner ST .....	37.99



## TIMEWORKS Desktop Publisher \$8999

Word Perfect Corp  
Word Perfect 4.1 ..... 179.00

In the U.S.A. and in Canada

# Call toll-free: 1-800-233-8950

Outside the U.S.A. call 717-327-9575, Fax 717-327-1217

Educational, Governmental and Corporate Organizations call toll-free 1-800-221-4283  
CMO, 101 Reighard Ave., Dept. B6, Williamsport, PA 17701

MEMBER  
**MMC**  
MICROCOMPUTER  
MARKETING COUNCIL  
© The Direct Marketing Association

OVER 350,000 SATISFIED CUSTOMERS • ALL MAJOR CREDIT CARDS ACCEPTED • CREDIT CARDS ARE NOT CHARGED UNTIL WE SHIP

**POLICY:** Add 3% (minimum \$7.00) shipping and handling. Larger shipments may require additional charges. Personal and company checks require 3 weeks to clear. For faster delivery, use your credit card or send cashier's check or bank money order. Credit cards are not charged until we ship. Pennsylvania residents add 6% sales tax. All prices are U.S.A. prices and are subject to change, and all items are subject to availability. Defective software will be replaced with the same item only. Hardware will be replaced or repaired at our discretion within the terms and limits of the manufacturer's warranty. We cannot guarantee compatibility. All sales are final and returned shipments are subject to a restocking fee. We are not responsible for typographic or photographic errors.



# COMPUTER SOFTWARE SERVICES

P.O. BOX 17660, ROCHESTER, N.Y. 14617

PHONE (716) 467-9326

JUST RELEASED!

## \$99.95 "SUPER ARCHIVER II"!

(for ATARI 1050 drives)

NOW! **COPY**s all **ENHANCED DENSITY** programs plus retains all of the features of our World Famous **SUPER ARCHIVER!** (see below). Allows you to **COPY** or **CREATE** single or **ENHANCED** density protection schemes (including **PHANTOM SECTORS!**). Completely automatic; compatible with the **BIT-WRITER!**; the **ULTIMATE BACKUP/PROGRAMING** device! Only \$99.95 plus \$4 S/H/I.

**NOTICE!** If you already own a **SUPER ARCHIVER!**, you can upgrade to a **SUPER ARCHIVER II** for only \$29.95 plus \$4 S/H/I (disk only - no additional hardware required!).

THE

## \$69.95 "SUPER ARCHIVER"!® \$69.95

(for ATARI 1050 drives)

The new **SUPER ARCHIVER**, obsoletes all copying devices currently available for the **ATARI 1050!** It **eliminates** the need for Patches, **PDB files**, Computer Hardware, etc. Copies are **exact duplicates** of originals and **will run on any drive**; without exaggeration, the **SUPER ARCHIVER** is the **most powerful PROGRAMMING/COPYING** device available for the 1050! Installation consists of a plug-in chip and 6 simple solder connections. Softwares included. Features are:

- TRUE DOUBLE DENSITY
- ULTRA-SPEED read/write
- FULLY AUTOMATIC COPYING
- SUPPORTS EXTRA MEMORY
- SCREEN DUMP to printer
- TOGGLE HEX/DEC DISPLAY
- SECTOR or TRACK TRACING
- AUTOMATIC DIAGNOSTICS
- DISPLAYS HIDDEN PROTECTION
- ADJUSTABLE/CUSTOM SKEWING
- AUTOMATIC SPEED COMPENSATION
- AUTOMATIC/PROGRAMMABLE PHANTOM SECTOR MAKER

- ARCHIVER/HAPPY ARCHIVER COMPATIBLE
- BUILT-IN EDITOR-reads, writes, displays upto 35 sectors/track (short)
- BUILT-IN CUSTOM FORMATTER - upto 40 sectors/track
- BUILT-IN DISASSEMBLER
- BUILT-IN MAPPER - upto 42 sectors/track
- DISPLAYS/COPIES Double Density HEADERS
- AUTOMATIC FORMAT LENGTH CORRECTION
- SIMPLE INSTALLATION

The **SUPER ARCHIVER** is so **POWERFUL** that the only programs we know that can't be copied are the newer **ELECTRONIC ARTS** and **SYNFILE/SYNCALC** (34 FULL sectors/track). If you want it ALL... buy the **"BIT-WRITER!"** also... then you'll be able to copy even these programs! Only \$69.95 plus \$4 S/H/I.

## \$39.95 THE "QUINTOPUS!" \$39.95

The **"QUINTOPUS!"** is an inexpensive device that provides a tremendous amount of convenience while eliminating the problems associated with the endless "daisy-chaining" of peripherals (eg: drives, interfaces, printers, modems, cassettes, etc.). The **"QUINTOPUS!"** is an I/O port expander that converts a single I/O output/input into five additional outputs/inputs. Instead of daisy-chaining all of your peripherals (which often times results in passing a signal through 30 feet or more of cable!), the **"QUINTOPUS!"** allows each device to be connected directly to the computers through only three or four feet of cable. This is particularly useful when attempting to use **ULTRASPEED** or **WARPSPEED** data transfer rates. The **"QUINTOPUS!"** also provides the "extra" I/O ports often needed to connect devices not having daisy-chaining capabilities. Cable resistance and capacitance are greatly reduced thereby significantly improving the opportunity of accurate data transfers! Only \$39.95 plus \$4 S/H/I.

## \$59.95 THE "QUINTOPUS!" \$59.95

WITH SWITCHABLE PORTS

This Deluxe version of the **"QUINTOPUS!"** has all of the above features with the additional benefits of two **SWITCHABLE PORTS!** This means you can connect two computers to one printer or two printers to one computer; you can switch in a computer/printer combination and while your printing out a long document, switch in a second computer to access a modem, disk drive, cassette deck, etc! Switch multiple combinations of peripherals or computers without the hassel of re-arranging I/O cables... simply flip a switch! Only \$59.95 plus \$4 S/H/I.

DEALER/DISTRIBUTOR/USER GROUP Discounts available call for info.  
PHONE Orders - MASTER CARD, VISA MAIL - Money Orders, Checks.



\$79.95

## THE SUPER ARCHIVER "BIT-WRITER"!

\$79.95

The Super Archiver **"BIT-WRITER!"** is capable of duplicating even the "uncopyable" **EA** and **SYN** series which employ 34 FULL sectors/tracks. **"BIT-WRITER!"** is capable of reproducing these and **FUTURE** protection schemes of non physically damaged disks. **PLUG-IN** circuit boards and 4 simple solder connections. The **SUPER ARCHIVER** with **"BIT-WRITER!"** is the ultimate **PROGRAMMING/COPYING** device for Atari 1050's **EXACT DUPLICATES** of originals are made! Copies run on **ANY** drive. Must be used with Super Archiver. Only \$79.95 plus \$4 S/H/I.

\$69.95

## "ULTRA SPEED PLUS"

\$69.95

Imagine a universal XL/XE Operating System so easy to use that anyone can operate it instantly, yet so versatile and powerful that every Hacker, Programmer and Ramdisk owner will wonder how they ever got along without it! **Ultra Speed Plus** puts unbelievable speed and convenience at your fingertips. Use **ANY DOS** to place an **ULTRA SPEED** format on your disks, boot any drive (1-9) upon power-up, format your **RAMDISK** in Double Density, activate a built-in **400/800 OS** for software compatibility, plus dozens of other features to numerous to mention! Below are just a **FEW** features you'll find in the amazing **OS**:

- **ULTRA** Speed S10 for most modified drives
- **ULTRA** Speed is toggleable
- Boot directly from **RAMDISK**
- Special timer circuits not required for 1 or 2 Meg upgrades
- Background colors adjustable
- Reverse use of **OPTION** key
- Cold-start without memory loss
- Built in floppy disk configuration editor (1-9)
- Built in **RAMDISK** configuration editor (1-9)
- **RAMDISK** exactly duplicates floppy drive so sector copying and sector editing are now possible
- Built in **MINI** Sector Copier
- Toggle **SCREEN OFF** for up to 40% increase of processing speed
- Toggle internal **BASIC**
- Rom resident disk loader program (**MACH 10** menu)
- **DOUBLE DENSITY** **RAMDISK** capable
- Entire **MEMORY** test that pinpoints defective **RAM** chip
- Boot any drive (1-9) upon power-up or cold-start
- Supports memory upgrades up to **TWO MEGABYTES**
- **THREE** Operating Systems in one (**XL/XE, 400/800, ULTRA SPEED PLUS**)

\$29.95

## "XF551 ENHANCER!"

\$29.95

The **XF551** Atari drive is a fine product with one major flaw... it writes to side **TWO** of your floppy disks **BACKWARDS**. This causes read/write incompatibility problems with all other single sided drives made for Atari such as Includ, Trak, Rana, Percom, Astra, Atari 1050, Atari 810, etc. Add the **XF551 ENHANCER** to the new **XF551** drive and your problems are over! This device will restore 100% compatibility while retaining original design qualities of Atari's super new drive. The **XF551 ENHANCER** is a **MUST** for all **XF551** Owners. Installation is simple. Only \$29.95 plus \$4 S/H/I.

## FIRE SALE!

Recently, one of the adjoining stores to our offices/warehouse had a fire which forced us to re-locate. A large quantity of our software/hardware/documentation suffered heat/smoke/water damage. We salvaged as much as possible and are offering these items to you at ridiculously **LOW PRICES**. All items are fully warrantied. **NO COD's** - Cash, Bank Checks, Money Orders, VISA or MASTER CARD. **ALL SALES FINAL**. Quantities are limited.

	NORMALLY	FIRE SALE
1. PILL (minus epoxy and shell)	\$ 70	\$ 19
2. SUPER PILL (minus epoxy and shell)	80	22
3. XL FIX (DISK)	50	10
4. XL FIX ROM	70	19
5. ULTRA MENU/DOS	30	19
6. DISKCRACKER (Newest version)	50	19
7. ELECTRONIC PHANTOM SECTOR MAKER DELUXE	60	35
8. RICHMANS 80 COLUMN WORD PROCESSOR	60	29
9. MIRACLE (Disk only Version of Impossible)	70	19
10. THE GUARDIAN	40	15
11. IMPOSSIBLE for 800 or 800XL (Kit)	150	49
12. IMPOSSIBLE for 800 or 800XL (Wired)	150	69
13. XL MATE	30	15
14. COMPACTOR	30	15
15. KLONE II (Generic HAPPY backup)	100	75
16. SILENCER	30	19
17. TRANQUILIZER	30	15
18. BLACK PATCH (MASTER)	50	25
19. BLACK PATCH DATA DISKS 1 & 2	20	10

\* Order 5 items or more and we will pay the freight!

These **SPECIALS** are for C.S.S. customers only - **NO DEALER DISCOUNTS** - **NO RAINCHECKS** - **LIMITED QUANTITIES**

\* **SHIPPING!** Add \$4 for Shipping/Handling/Insurance within the U.S.A. **UPS BLUE LABEL (2nd DAY AIR)** available for \$3 extra per shipment.

CALL TODAY! (716) 467-9326  
9 am - 5 pm (EST) WEEKDAYS

COMPUTER SOFTWARE SERVICES  
P.O. Box 17660  
Rochester, N.Y. 14617

# The Seven Skulls

*Rubik's Cube of ancient Japan*



The Seven Skulls is an evocative, challenging multi-level puzzle. Line up the rotating skulls to win—but every time you move one, two others move also. This BASIC program works on all 8-bit Atari computers with 32K and disk, or 24K and cassette.


**A**las, bold seafarer! A tremendous storm wrecked your ship off the rocky coast of 17th-century Japan. Overpowered by samurai warriors, you are taken to the castle of Lord Tokugawa, the Shogun (supreme warlord) of all Japan. You are somewhat upset to learn that for the crime of being a “barbarian,” the punishment is . . . death!

But wait! Lord Tokugawa’s sister, the lovely Princess Tanuki, demands that you be given the test of The Seven Skulls, a challenge in logic which was devised to aid the Shogun in selecting or promoting the best and brightest warriors in his military regime.

Escorted by a cadre of guards, you follow Tanuki down into a cold, damp chamber beneath the castle. On the far wall is a row of seven human skulls. . .

## SKULL TEST

Each of The Seven Skulls is positioned in one of four directions—chin pointing left, right, up or down. Your goal is to turn each skull clockwise



until all seven have their chins pointing downward. Move your joystick left or right to center the golden “pointer” under the skull you want to rotate, then press the joystick button.

Sounds easy, doesn’t it? But as you rotate one skull, the skulls on both sides also turn clockwise. Turning a skull at either end of the row causes that skull, the adjacent skull, and the skull at the opposite end of the row to rotate. Now you’ve got problems.

There are eight known levels of success in the test of The Seven Skulls—Shark Bait, Slave, Food Taster, Foot Soldier, Bowman, Castle Guard, Samurai, and Daimyo. But it is rumored that Princess Tanuki is look-

ing for someone clever enough to help her overthrow her brother, the Shogun. Even Raden, the Japanese God of Thunder, would honor such a worthy individual.

Successfully aligning all the skulls makes their eyes spin. And after a short tune, the skulls will be arranged in a new pattern for you to solve—or die trying.

You have 30 moves in which to complete your task on each level. Running out of moves ends the game and reveals the position you have earned in Lord Tokugawa’s shogunate. Press [SELECT] any time during the game to restart the test. On rare occasions the Princess has been known to award a second chance to those showing exceptional promise. A gong will sound twice if you are to receive a second chance and the current puzzle will be reset to its original position so you can try again.

But enough! The Princess Tanuki grows impatient. She strikes the gong once. Let the test begin! Type in Listing 1, SKULLS.BAS, check it with TYPO II and SAVE a copy before you RUN it. ▲

*Listing on page 75*

*Bernard Taylor is a bulk mailing specialist from Roseville, California. He enjoys programming strategy games and claims to have played (if not solved) every Infocom text adventure ever produced for the Atari 800.*

# Quizzer

Learn Russian chemistry vocabulary—or anything else

**Quizzer is a flexible, easily adapted memorization aid that can help you learn any subject where it's useful to practice with matching pairs. The sample quiz with this article is a chemistry vocabulary drill in Russian/English that uses an included cyrillic character font. This BASIC program works on all 8-bit Atari computers having at least 48K memory and a disk drive.**

I had an advantage over the other students in my college Russian classes. I had the help of a computer. I reviewed vocabulary with a program I'd written. Especially before class quizzes, I practiced quizzing myself.

Learning a new vocabulary is not the only aspect of learning a language, but it is certainly the major one. The average number of words Americans use in speaking or writing is 10,000. The average number of words recognized by Americans is 30,000 to 40,000. This is not learned by reading the dictionary once.

The key to moving new words from short-term memory to long-term memory is *rehearsal*. The more you encounter or use a word, the more likely you are to remember it. Beginning language students rehearse by quizzing themselves while covering one side of a page that shows a foreign word on one side and the English translation on the other.

One problem with this method is that the translation can be triggered more by a word's *placement* within the list rather than by the actual sight of it. Another problem is that this method does not rehearse spelling, unless the student writes the translation—and this wastes time verifying the spelling.

A computer program, however, can present words randomly and check

spelling for the student. So I wrote software to do it.

But that was five years ago in Fortran on a graphics terminal of a mainframe. With the warming relationship between the superpowers, my interest in the Russian language returned and I wanted a similar program for my Atari. Quizzer is the result.

Naturally, I don't expect everyone to share my interest in Russian. The

***The key to moving new words from short-term memory to long term memory is rehearsal. But one problem is that the translation can be triggered more by a word's placement within a list instead of the actual sight of the word.***

program has been designed so it can be easily modified for other languages. In addition, it can be modified to cover just about any other subject where it is useful to memorize matching pairs. Some examples would be chemical symbols and names, states and capitals, book titles and authors, values and formulas, or case citations and established precedents.

## GETTING STARTED

You need three disk files: the quizzer program (QUIZZER.BAS), the Russian/English quiz (RUSENG.QUI) and the special cyrillic character font, (CYRILL.FNT). Antic Disk owners will find all three files ready-to-use on the October 1988 Antic Disk.

Type in Listing 1, QUIZZER.BAS, check it with TYPO II and SAVE a copy before you RUN it. This is the main program.

Next, type in Listing 2, check it with TYPO II and SAVE a copy before you RUN it. When RUN, Listing 2 creates Quizzer's Russian/English Quiz file, RUSENG.QUI.

Finally, type in Listing 3, check it with TYPO II and SAVE a copy before you RUN it. When RUN, Listing 3 creates Quizzer's special cyrillic character font, CYRILL.FNT. I made this Russian font with a public domain

program called "Create-A-Font." Later in this article I'll explain how you can use Quizzer without an alternate character set.

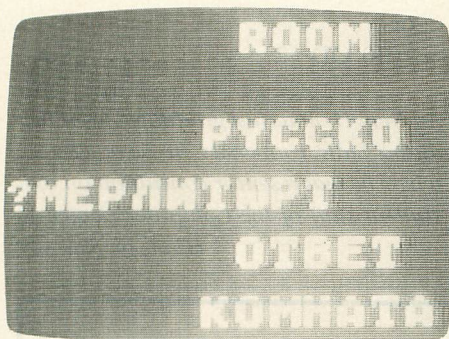
Quizzer first asks whether to present the words randomly or in order. The consecutive order can be used when you want to ensure that you're quizzed on each pair.

The commands available to you are shown at the bottom of the screen.

The quiz buffer is empty when the program begins, so you have only three first-letter commands available—[L]oad a file of quiz pairs, [A]dd quiz pairs, or [E]nd the program. Once the quiz pairs are in the buffer, you can [Q]uiz yourself.

During a quiz, the program prints either an English or foreign word at the top of the screen in easy-to-see Graphics 2 characters and asks you for its translation. For example, if your Atari gives you a Russian word, answer with its English translation. If your Atari shows you an English word, type its Russian equivalent.

Any time during your quiz, you can view your [T]ally to see well how you're doing. You should answer the



quiz as fast as you can, but take time to sound out the foreign word mentally or vocally.

## CUSTOMIZING THE PROGRAM

As your vocabulary grows, use the [A]dd command to add new quiz pairs to the program. After adding an item, be sure to [S]ave your modified list to a disk file.

If you enter a quiz pair with a mistake, you are not doomed to be incorrectly quizzed forever. At any time during a quiz you can [D]elete the pair shown on the screen.

Quiz elements are packed together in memory to save space. The BASIC subroutines in lines 300 to 450 that locate quiz pairs can cause a perceptible delay while using large quiz databases. If you want to speed through quiz items, you need to use fewer quiz pairs. Good diversity and speed can be achieved with around 60-70 quiz pairs.

## INTERRUPTIONS

The Atari is designed to display only one character set at a time. To get more than one, you have to fool the computer with a display list interrupt.

The display list is a short list of instructions which the ANTIC chip uses to draw and update the screen. The data for Quizzer's display list is in lines 805-806. ANTIC runs through this list sixty times per second.

Whenever ANTIC comes to an instruction code whose seventh bit is set—done by adding 128 to the instruction—it stops processing the display list instructions and quickly runs a brief machine language program. This routine should take no more than about 18 machine cycles to run.

When ANTIC is done with this brief routine, it returns to the display list and picks up where it left off. See

lines 210 and 240 for examples of enabling and disabling DLIs. The 66s in these lines disable DLIs. The 194s (or 66+128) enables them.

There is a price to pay for this flexibility. *You* must write the machine language program, place it in memory, then put its address in memory locations 512 (low byte) and 513 (high byte). In Quizzer, this begins at line 1060.

To get two character sets on the screen, you need two interrupts—one tells the computer to use the new font and the other tells it to use the standard font. Each interrupt must include code that puts the other's address in 512 and 513. (In this case, the high byte of both addresses is equal to six, so the routines must only change the low byte, stored in location 512).

Here are the two DLI routines:

The first DLI routine begins at memory location 1664 (\$0680). This

```

PHA          ;Save the value of the accumulator by
             ;"pushing" it on the stack
LDA #224
STA CHBASE  ;POKE 54281,224
             ;(Use standard font)
LDA #146    ;(146 is equal to $92, the low byte
             ;of the address of the other DLI routine)
STA VDSLST  ;POKE 512,146
             ;(Place the address of the other
             ;routine here)
STA WSYNC   ;Wait for horizontal synchronization
             ;(Keeps DLIs synchronized with the
             ;screen display)
PLA         ;Restore the old value of the
             ;accumulator by "pulling" it off
             ;the stack.
RTI         ReTurn from Interrupt

```

The second DLI routine begins at 1682 (\$0692). This routine makes your Atari use the special cyrillic font.

```

PHA          ;"Push" the accumulator
LDA #156
STA CHBASE  ;POKE 54281,156
             ;(Use cyrillic font)
LDA #128    ;(128 is equal to $80, the low byte
             ;of the address of the other routine)
STA VDSLST  ;POKE 512,128
STA WSYNC   ;Wait for horiz. sync.
PLA         ;"Pull" the accumulator
RTI         ;Return from Interrupt

```

one tells your Atari to use a standard font.

For more information on the Atari display list, read Appendix 8 and the information listed under memory locations 512-513, 560-561 and 54282 in "Mapping the Atari" by Ian Chadwick, Compute! Books.

little computer knowledge—these days, most students—can alter the information to be recorded.

Teachers may also wish to delete lines 2065, 2070, and 2080 in the students' version so that students do not accidentally add to, delete from, or save a file.

other subjects and for languages which do not use a different alphabet. Just substitute the lines below in place of their counterparts in the program.

200 RETURN  
 230 RETURN  
 805 DATA 112,112,96,66,64,156,7,  
 2,71,184,156,66,204,156,112,2,7,  
 2,7,2,7,2,71,228,157,66,248,157  
 806 DATA 0,2,2,2,65,164,6  
 1100 GRAPHICS 0:GOTO 1200  
 31010 GRAPHICS 0

***As your vocabulary grows, use the [A]dd command to add new quiz pairs to the program.***

### TEACHERS

If you include the lines from 31010 to 31110, you can keep track of your students' use of Quizzer. When students [E]nd the program, the computer asks for their names and appends the name and [T]ally to a log file. The log file can be viewed in a text editor, or from DOS by copying the file to screen [S:] or printer [P:].

Note, however, that the program has no security. Students with even a

### OTHER LANGUAGES, SUBJECTS

Languages besides Russian can be used in Quizzer. The name of the font file in line 1110 needs to be changed. The foreign words in lines 1030 and 1031 need to be changed. And the lengths of the string variables holding these words, DIMensioned in line 1005, need to be adjusted.

The program can also be altered to use only the ATASCII character set for

Finally, substitution of one of the two lines below causes the program to quiz in only a single direction.

7010 QD = 1

or:

7010 QD = 2

**A**

*Andrew Thomas just graduated from Indiana State University in Terre Haute, where he was a senior consultant on the student staff of the Computer Center.*

*Listing on page 67*

## ATARI Calculators

\*Under License From Atari Corporation "TECHNOLOGY COUNTS"

Stock No.	Description	Unit	Quantity Ordered	Unit Cost	Total Cost
<b>ATARI CALCULATORS</b>					
CC192	32 Step Memory Calculator	Ea		8.95	
CC1800	Compact Wallet Auto Recall Calculator w/Rubber Keyboard	Ea		11.95	
CC90R	Solar Powered Credit Card Calculator	Ea		5.95	
CC91R	Solar Powered Credit Card Calculator	Ea		5.95	
CC92	Solar Powered Credit Card Calculator	Ea		5.95	
CC90B	Solar Powered Credit Card Calculator	Ea		5.95	
CC91B	Solar Powered Credit Card Calculator	Ea		5.95	

Stock No.	Description	Unit	Quantity Ordered	Unit Cost	Total Cost
<b>ATARI CALCULATORS</b>					
CC91G	Solar Powered Credit Card Calculator	Ea		5.95	
CC191	Compact Wallet Calculator—Battery Operated	Ea		7.95	
DMP2000	Handheld Printing Calculator—Battery Operated	Ea		24.95	
CC190	Junior Desk-Top Auto Recall Calculator—Battery Operated	Ea		9.95	
CC1900	Professional Desk-Top Auto Recall Calculator, Adjustable Display, Battery Operated	Ea		19.95	
DB2100	Data Bank Calculator/ Telephone Numbers/ Addresses/Dates/Appointments	Ea		21.00	
	<b>ADD SHIPPING</b>				<b>5.00</b>
	<b>TOTAL</b>				

**hartech USA LTD**  
 Tel: 602 483-1991  
 8341 East Evans Road  
 Suite 106  
 Scottsdale, AZ 85260

**FORWARD ALL ORDERS TO:**

ALL STATEMENTS AND DESCRIPTIONS ON THIS PRICE LIST ARE BELIEVED TO BE CORRECT AT TIME OF PRINTING. MODEL AVAILABILITY AND PRICES ARE SUBJECT TO CHANGE WITHOUT PRIOR NOTICE.

## DISK BONUS

By STEPHEN STOUT


# Adventure Creation Contest



Runner-Up "Castles" by Mark Hobler.



Grand Prize Winner "Aaron" by Robert Loux.



Luke Gardiner's Runner-up "Kingdom."

## Winners!

(This issue of *Antic* features an Extra Disk Bonus—the three winners of our March 1988 Adventure Creation Contest. Next month's *Antic* Disk will include another special bonus, a flashy upgrade of the original graphic adventure creator. Don't miss Stephen Stout's *Deluxe Adventure Creation Kit* on the November 1988 *Antic* Disk—ANTIC ED)

When I submitted *Adventure Creation Kit* (*Antic*, March 1988) I included an idea for a contest, which *Antic* agreed to sponsor. I didn't know what I was getting into.

In no time at all I received an unassuming little package from *Antic* Publishing. "Oh good, the contest entries," I exclaimed. But what I found inside was a veritable Pandora's Box—32 disks from all over the globe, many with five or six entries apiece.

Daunted by the size of my task, I nevertheless set to it immediately. For hours upon hours, I played the contest entries. Eventually I came to hate my own program, as it started to give me visions of one of those funny little white jackets with leather straps

and great big sleeves—often worn in rooms with nice, soft walls. And yet I pressed on.

My head throbbed and my eyes became bloodshot as I slowly narrowed down the contest entries. I missed almost an entire episode of "My Mother the Car," but on I pressed. I couldn't let those contest entrants down.

I stayed alert by consuming vast quantities of a name brand cola-like beverage (I don't do product endorsements). All I remember, once the caffeine-related amnesia wore off, is that when I woke up, only three contest entry disks remained, and someone had scribbled "Winner" on one of them. I don't know what happened to the other disks, but I do recall a

dream I had in which I ate a lot of large, black, square tortillas while a guy named Juan sang the theme from "The Addams Family."

Anyway, something good did come out of all this—a Winner and two Runner-Ups.

First prize goes to Robert Loux of Allentown, Pennsylvania for his game, AARON. He wins his choice of one *Antic* Software product from The Catalog and a disk issue of this magazine.

The runner-ups are Marc Hobler of Homestead, Florida for his game, KINGDOM, and Luke Gardiner, all the way from Hong Kong, with CASTLES. They both win a free disk issue of this magazine.

I'd like to thank everyone who entered the contest, especially those who took the time to include letters with their entries and those who made alterations to the original program. (My lawyers will be in touch.) ▲

## Extra Disk Bonus

## PRODUCT REVIEWS

# Flight Simulator Co-

### FLIGHT SIMULATOR CO-PILOT

The Atari skies have gotten awfully crowded lately! With the quick success of the Atari XE Game System—which comes with Flight Simulator II on cartridge—there are more and more fliers of all ages. Some of them really get quite good. Others, like myself, have done little more than take off, turn a bit, and crash. I owned Flight Simulator II for almost four years and hadn't even found the Statue of Liberty. Let's face it, flying a plane, even a simulated plane, is tough—and the Flight Simulator II manuals are *dry!*

Now I fly with something approaching ease. Since I bought

### Witty, entertaining lessons

Charles Gulick's entertaining book, **Flight Simulator Co-Pilot**, I not only found the Statue of Liberty, I landed on its island. I also discovered how to really get use out of those mysterious OMNI and NAV gadgets. From coast to coast I traveled, and now I'm ready to buy those other Scenery Disks.

In this entertaining, witty series of lessons, he holds our hands from

“panel familiarization” through simple takeoffs, turns and landings. Enjoying the author's (and our own) cleverness, we eventually discover that we have become experts in flying our Atari Piper 181 small planes.

The appendix gives us specific controls and control codes for all the 8-bit versions of Flight Simulator—so ST people will need to keep their original manuals handy. Nevertheless, it's hard to imagine a more user-friendly book.

For example, we're reminded in our last regular training session that the takeoff procedure bears repeating: “1. Check carb heat off. 2. Trim for takeoff with two quick notches up. 3. Put on 10 degrees of flap.” By this time,

AUTHORIZED ATARI ST/XL/XE

COMMODORE/AMIGA DEALERS

All Hardware/Software & Accessories

**BUY, SELL OR TRADE!!!**

Plus IBM Compatibles & Equipment

**SUMMER SIZZLERS — 20% MORE FOR YOUR TRADE-IN!!!**

**New ATARI ST FM CPU** *Only*  
w/built in SF354 Disk Drive  
with trade-in of 800XL, 1050 drive & color monitor. **\$299**

**New ATARI 1040ST CPU** *Only*  
w/built in SF314 Disk Drive  
with trade-in of 520ST CPU (TOS,RF) & SF354 drive. **\$469**

**NEW ATARI XF551-360K DRIVE \$89**  
with trade-in of 1050 drive.

**ST SF354 DRIVE Only \$99 (used)**

#### USED PRODUCT PRICES

SM124 Mono Monitor	\$125	SF354 Drive	\$99	130XE Computer	\$119
1200XL Computer	\$59	800XL Computer	\$69	400-16k Computer	\$29
Hayes Smartmodem	\$39	1050 drive	\$139	Atari 1027LQ Printer	\$79
Atari 1025 Printer	\$79	Okimate 10 w/PIP	\$99	ATR-8000 64K, Slaves	\$199
Slave drives from	\$35	Atari 850 interface	\$69	Commodore 1702 Mon	\$135
Koala Touch Tablet	\$29	Digitizer/recognition	\$59	Software/books from	\$1

**Hundreds of new & used software & book titles for the ST/MEGA, 400/800, XL/XE, from \$1.00, call our computer with your modem 24 hours a day for free software quotes (303) 939-8174.**

**NEW XE GAME SYSTEM W/GUN, JOYSTICKS, SOFTWARE Only \$75**  
with trade-in of 130XE computer.

**NEW AMIGA 500 CPU \$69**  
with trade-in of Atari 1040ST color system.

#### NEW PRODUCT PRICES

— 400/800, XL/XE —					
XE Game System	\$149	130XE Computer	\$149	XF551-360K drive	\$179
1802C Color monitor	\$189	RGB 40/80 monitor	\$219	Magnavox 80 Mono	\$99
Avatex 1200hc	\$99	Avatex 2400hc	\$179	Prac.Per.2400hc	\$179
Supra 2400 hc	\$159	Atari SX212	\$79	XM301 Modem	\$45
Happy Rev 7.1	\$99	256K XL UG w/o RAM	\$35	256K 800 UG w/o RAM	\$79
RAM CHIPS 256k	\$call	Printer Connection	\$45	US Doubler	\$29
R-Time 8 Cart	\$49	Sparta Dos Const	\$35	MYDOS 4.2A	\$25
ICD MIO 1 MEG	\$319	ICD MIO 256K	\$189	Star NX-1000 144cps	\$189
Star NX-1000 Color	\$249	Star NX-2400 (24 pin)	\$389	XEP80 80 column UG	\$69
Epyx 500XJ Joystick	\$19	Wico Black Max	\$11	Books/Software	Call

— ATARI ST —					
520ST FM CPU	\$499	520ST FM Color Sys	\$819	512K Ram FM installed	\$225
1-4MB EXP w/o RAM	\$149	Atari SF314 Drive	\$219	SM124 Mono Monitor	\$159
SC1224 Color Monitor	\$325	RGB Color Monitor	\$279	Supra 20MB ST	\$579

**IBM XT Compatible** — Color(CGA) or Mono graphics card, 4.77/10 MHz Turbo 8088, 640K RAM 0-wait, 360K drive, Printer/Modem/Mouse/Game ports, Clock/calendar. Only \$649\*

\*Options: Monochrome monitor \$79, CGA color monitor \$229, EGA color monitor \$439. Hard drives: Miniscribe 30MB w/XT cont \$369, 20MB w/XT cont \$349 installed.

We buy/sell/trade new & used Commodore/Amiga, IBM compatibles, Atari/ST including hardware, software and accessories. All references to trade-ins assume equipment to be in good working condition. Shipping/handling will be added to all prices.

CUSTOMER SATISFACTION GUARANTEED with our exclusive 10 day return/refund policy.

2017 13th Street, Suite A  
Boulder, CO 80302

**Computer Repeats, Inc.**

Orders/Questions: (303) 939-8144  
Modem software quotes: (303) 939-8174

We Accept Master Card/VISA/American Express and C.O.D.

We will pay you \$CASH\$ for your equipment and accessories. Call for a price quote today. \$CASH\$ in on your damaged equipment too! Authorized Dealer/Service Center for Commodore/Amiga, Atari ST/XL/XE computers and accessories.



Authorized Dealers for  
**COMMODORE/AMIGA**  
and **ATARI ST/XL/XE**  
Computers and Accessories.



NO ADDITIONAL CHARGE FOR  
CREDIT CARDS OR C.O.D.S!  
Prices Shown Are Mail Order Only  
WE CHECK FOR CREDIT CARD THEFT!



# Pilot, Classy Chassy

*Even simulated flight is tough.*

we know exactly what each term means, and we're not likely to forget. With absolutely no confusion, we have a higher altitude and a lower air-speed, conserving fuel and time.

Then we're off to Seattle, Bryce Canyon, various bridges, and even back to World War I. Points of interest are highlighted, and we're treated to trivia of our scenic trips. ("It might interest you to know that in 1883 there was a bewitched house on Church Street.")

This is the manual which should

have come with Flight Simulator. It's the best 10 bucks ever spent by any Flight Simulator owner—no matter what computer you are piloting.—  
CHESTER COX

\$9.95. Microsoft Press, 16011 N.E. 36th Way, Box 97017, Redmond, WA 98073. (206) 882-8080.

## CLASSY CHASSY

**Classy Chassy** is a pinball simulation that does everything Night Mission pinball does—but at about half

the price, because it is packaged in a plain brown paper bag. Sure, it lacks the construction set feature found on many of its competitors, but while some people have the time and the patience to build their own machines, others might wish only to flesh out their libraries with a good pinball simulation. I think Classy Chassy would be perfect for the latter, despite its often clumsy keyboard commands (reaching into the keys to shoot the balls makes it hard to get your fingers back on the flipper keys without looking away).—STEVE PANAK **A**

\$9.95, 64K disk. Clearstar Softechnologies, P.O. Box 140, Harrells, NC 28444. (919) 532-2359.

# GET YOURS FAST



## Super Bonus Program!

Found only on the disk, it's too large a type-in program to fit in the magazine.

Plus all 172K of this month's Antic programs on disk. Great 8-bit software without typing!

Phone Toll Free  
**(800) 234-7001**

Phone orders by Visa or MasterCard only  
Ask for ADS 1088

**Antic**  
The ATARI Resource

# BOND BROKER

## *Take on Wall Street with your Atari!*

**Use your Atari to help select your best investment from among the plethora of choices in bonds, CDs, money markets and mutual funds. Bond Broker is a BASIC program that works on all 8-bit Atari computers of any memory size, with disk or cassette.**

Given the recent volatility in the stock markets, many people are looking at alternatives for investing their money. Bonds, bond mutual funds, and certificates of deposit (CDs) are popular alternative investments. They give a fairly constant yield and tend not to suffer from the same ups and downs as stocks.

CDs protect your principal better than bonds or bond mutual funds, but usually give lower yields. Individual bonds are only as stable as the organization that releases them (very stable if from the U.S. government, somewhat more risky when from corporations).

Many people try to reduce their risk by buying shares in a mutual fund that specializes exclusively in bond-type investments. These funds pool investors' money to buy many different

bonds, which reduces the impact if one bond defaults. However, there are many different types of bond funds and choosing among them can be difficult.

Bond Broker allows easy comparison of investments held from one to 20 years. Money markets, bank accounts, bonds, bond funds, certificates of deposit (CDs) and treasury bills can all be compared. If you have a crystal ball about the stock market you can even compare estimated returns on stocks. However, you'll get the most reliable results when you compare investments that give a more dependable yield.

### **SOME TERMS**

Before you use the Bond Broker program, you should understand the following standard investment terms.

A **load** is a sales commission paid when you purchase your investment. With a typical mutual fund load, if you invest \$1,000 and there is a 5% load, you actually only have \$950 working for you. The other \$50 goes as a sales fee. **End-load** funds don't require a load up front, but rather at the end as a redemption fee.

The **yield** of an investment is its total income return, income which often flows from different categories. Annual yield for bonds and similar investments consists of the interest per-

*Many try to  
reduce risk by  
buying shares  
in a mutual  
fund specializ-  
ing exclusively  
in bond-type  
investments.*

centage received per year plus any **capital appreciation**, which is the amount that the resale value of your



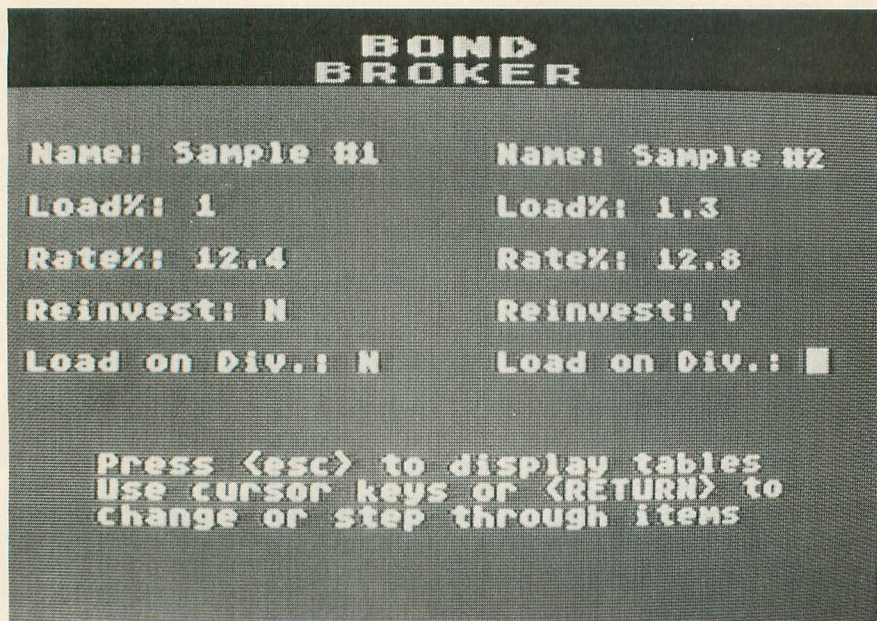
*Your 8-bit Atari can be your most trusty financial advisor, mapping your pathway through the investment jungle.*

investment grew during the year. Bond prices tend to rise when interest rates fall, and vice versa. Thus, some funds oriented toward high interest might not perform as well as a fund whose bonds appreciate in value *and* give interest. Usually the yield for the past several years will be in the fund's prospectus.

In investments such as CD's, money markets and regular bank accounts, the capital appreciation or capital gain is less important, and the yield can be considered the same as the annualized interest rate. So if you have \$1,000 invested with a 5% total yield, at the end of the first year you should have \$1,050.

**Compounding** refers to reinvesting your dividends. If you do that, your next year's return will be based on the higher investment. If you reinvested your \$50 dividend, you'd have \$1,102.50 at the end of the second year instead of \$1,100 because the 5% yields are based on \$1,050, not \$1000.





*These are the information categories you'll need to enter into Bond Broker to discover which mutual fund best meets your needs.*

However, if plan to live off the interest, you obviously can't reinvest the dividends.

Some funds charge a load on your reinvested dividends. To properly compare them, you'll need to know whether your funds do or do not charge a load. So if you have \$1,000 invested in a fund with a 7% load and a 7% yield, at the end of the first year you'll have broken even, right? Wrong. Your 7% yield is only on 93% of your total investment, so you lose a bit after one year. This is the sort of problem that makes the Bond Broker program necessary.

Let's run through an example. Recently, one high-yield bond fund was giving a 12.62% yield. This fund, which we'll call ABC, is a no-load fund—no sales commission is charged. Another fund, XYZ, yielded 13.12%. This fund, however, charged a 5% load except on reinvested dividends. Which fund is the better investment? We'll use Bond Broker to find out.

## GETTING STARTED

Type in Listing 1, BOND.BAS, check it with TYPO II and SAVE a copy before you RUN it. RUNNING the program brings up a two-column screen. Bond Broker compares investments two at a time. The numbers that you will need to enter into the program

are pretty much what you would expect to find in the sales brochures of any bond-type investment you are seriously considering.

To calculate our example, start by entering the name of the first investment, ABC, then press [RETURN]. The cursor moves to the Load% line. The default value is 0% and since this is a no-load fund we'll leave this number alone. Press [RETURN] again to move to the Rate% line. Now type 12.62, the percent yield for the ABC fund.

## *Some funds charge a load on your reinvested dividends.*

Press [RETURN] to get to the Reinvest line. If you don't want to reinvest, type [N] and press [RETURN]. Otherwise just press [RETURN]. You can try it both ways for the example.

Next we have the Load on Dividends line. The default is that dividend reinvestment does not carry a load, as is the case with our ABC fund. Press [RETURN] and the cursor moves up to the name of the second investment. Type XYZ and [RE-

TURN], then enter 5 for the load and 13.12 for the yield. As with ABC, again there's no load on reinvested dividends. If you decide to change values, move around with the [ARROW] keys. Once you're satisfied with all your entries, press [ESCAPE] to move to the second screen.

## SECOND SCREEN

Here you'll see the names of your investments followed by the total return for one to 20 years. Each column contains the amount your investment would be worth if you invested \$1 for the specified number of years.

Often, investments with differing loads and yields will cross over. One investment would be better for the short term while the other would be better over the full 20 years. Thus, if you are saving for a car in three to five years, you may desire a different investment strategy than if you're saving for retirement in 20 years.

In this example, the funds cross over between the eleventh and twelfth years. If you think you will want to change investments or use the money before then, you should invest in the no-load ABC fund. If you will be holding the fund longer, the XYZ fund will give you a better long-term yield.

Pressing the asterisk key [\*] now will return you to BASIC. Pressing [ESCAPE] returns you to the first program screen, where you can make changes in your data or compare two new investments. Note that after making a change in a number, you don't always have to press [RETURN]. If you do, you'll go to the next entry, but you may use the [ARROW] keys both to terminate your entry and to move to a different position. [ESCAPE] will also accept your entry before switching screens.

You can keep the better of the two investments as it is and change the other, or play "king of the hill" with different investments until you find what's best for you. ▲

*Rochester physician Jeffrey Summers is a frequent Antic contributor; most recently with the May 1988 Super Disk Bonus, Antic Data-X. Listing on page 77*

# Wall Street Predicts Major New Atari Products

*Analyst Isgur's "bullish" report on Atari*

By GREGG PEARLMAN, Antic Assistant Editor

Breakthrough information about upcoming Atari products was unveiled in a "bullish" stock analysis report by Lee Isgur, first vice president of the Paine Webber brokerage, advisor to the Antic Publishing board of directors and author of Isgur Portfolio ST software.

\* Atari will introduce a 68030-based computer this fall, according to Isgur, as well as a laptop ST with a built-in hard disk.

\* In January 1989, Atari will introduce "what will probably be the first 68000-based game machine." It should retail at around \$199. Atari will also double the \$10 million it spent advertising video games last year.


\* Because of the DRAM chip shortage, Atari is currently producing a few thousand PC clones a month, but later this year the company will begin making the PC-5, an 80286 AT-compatible computer.

\* Atari sent 250 transputers to software developers and the high-powered processing units should be on sale before the end of the year.

Atari's computer division reported a 61% revenue increase.

Isgur's report estimates that over 80% of Atari's computer sales—around \$400 million to \$500 million this year—are outside the United States. Management hopes for 50% of computer sales to come from the United States in 1990. Isgur calls this an "overly ambitious goal," but thinks it could happen in 1991.

The report also predicts the likelihood of Atari opening a factory in the United States to manufacture computers for both home and abroad before the end of the year. (Possible sites mentioned include Nevada and Houston.) Atari is also considering opening a semiconductor plant in Germany that would initially produce 1Mb and 4Mb chips.



Georgia Solkov

**Polyhedron Designer is a powerful 3-D graphics tool for craftspeople who work with stained glass or any other medium that creates complex shapes from assembled panels. The program can effortlessly redesign shapes such as lampshades or vases by changing the relative proportions of various panels. This BASIC program works on 8-bit Atari computers with at least 48K memory and disk.**

When professionals or hobbyists create stained glass items such as lampshades or vases, they often cut the glass panels by following templates from craft books. These panels can be en-

larged or shrunk by tracing them with a pantograph, but the design proportions cannot be altered.

Polyhedron Designer brings complete design freedom to these craftspeople. And it's also Useful for designing other items made out of assembled panels, such as colored plastic fountains, or geodesic structures.

For instance, you can easily plot a tall,

narrow dome or a low, wide one. Just answer the program's prompts and type in the dimensions for a three-level polyhedron of as many as 24 sides. Polyhedron Designer then draws top and side views in Graphics 8, with double-thick lines for better visibility.

The program has a logic section that scales each design to fill the screen. This scale is displayed along the bottom edge of the display. You can also "stretch" and "squash" any image to create new designs. Just make tiny changes to the value of SV in line 30. The default value is 1.1.

After viewing your design, you can print all parameters, a-

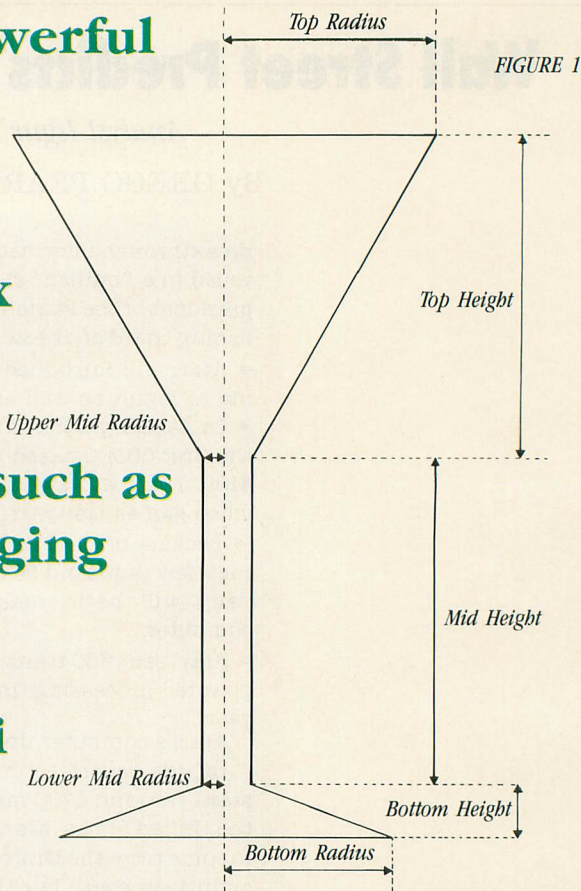

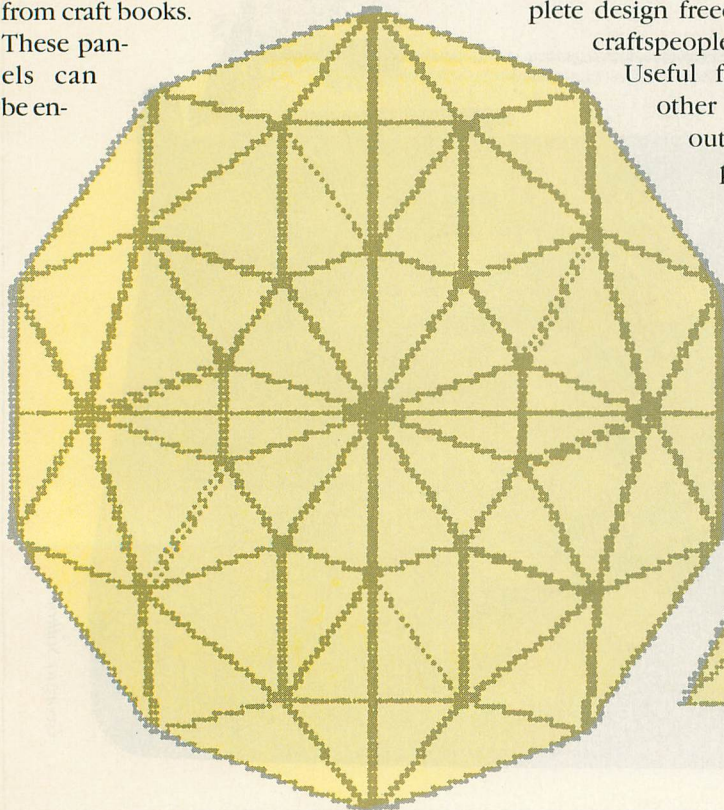
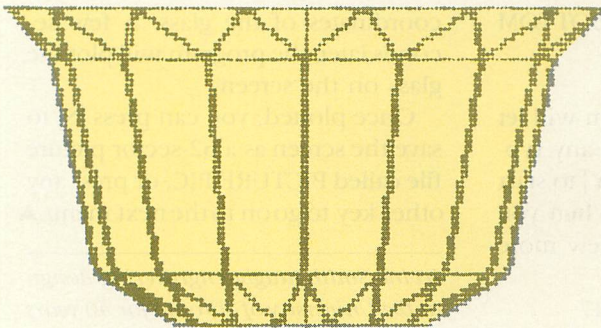



FIGURE 1



# Polyhedron Designer

*Power tool for stained-glass designers*



BY IRVINE SMITH

long with descriptions such as good, bad, or 82%. Thus, a design library is quickly generated by altering one or more dimensions between designs. The program includes eight sample polyhedrons to start you off.

You can save your design as a 62-sector picture file called PICTURE.PIC. These files are compatible with Graphics Master and most drawing programs which accept high-resolution pictures. (Datsoft's Graphics Master hasn't been available for some time. Use Rapid Graphics Converter from the November 1985 *Antic* to convert Polyhedron Designer files into any other 8-bit Atari graphic format. —ANTIC ED)

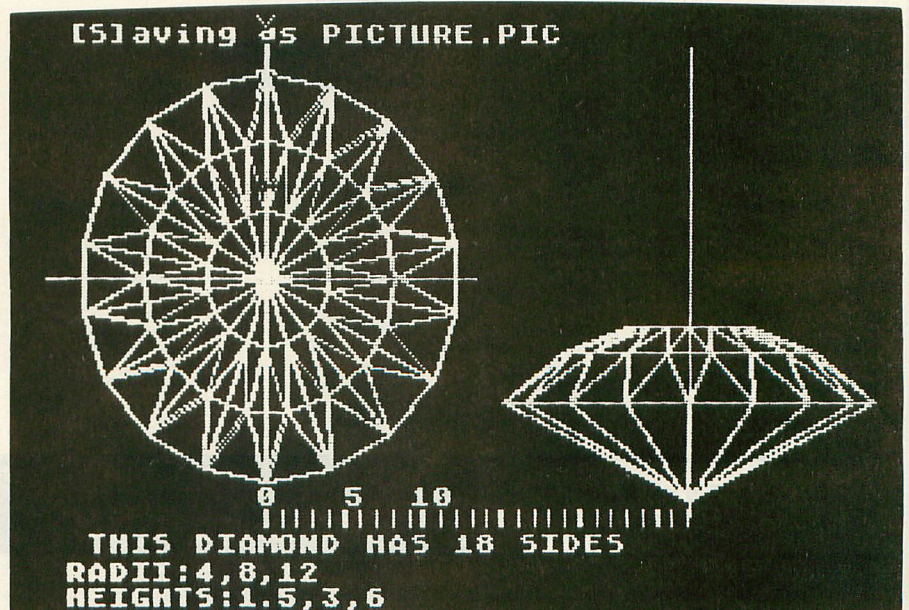
You can also make hardcopies of your designs with the old Atari 1020 Plotter. These will automatically be scaled to fill the narrow paper width, but you'll get the side view only.

Polyhedron Designer is limited to a three-level polyhedron for simplicity. But more levels are possible by "stacking" two or more designs. Just change the scale of one of the larger designs so that both pieces will fit to-

gether after being plotted. Change the number 1 in line 195 to a smaller number such as 0.85 to make your design smaller.

When one level has three-sided panels, the polygon points on the top surface are rotated. If two levels have three-sided panels, the points are ro-

tated back again and a second design can merge with the two-level design. A level can be suppressed by making the radius and height equal to zero. Or one radius can be zero, bringing the polygon to a point. See Figure 1 for examples of the various measurements within a polyhedron.



## USING THE PROGRAM

Type in Listing One, SHAPES.BAS, check it with TYPO II and SAVE a copy before you RUN it. When you RUN Polyhedron Designer, you have the choice of seeing a sample drawing or proceeding to the main menu.

From the main menu, you can view any of seven additional designs, or you can create your own design. When you choose any of the built-in designs, the program plots it on your screen. Once plotted, you can save your screen as a 62-sector picture file. Just about any printer will print the data used for creating the design. Or you can plot the design on paper with an Atari 1020 plotter.

## SAMPLE DESIGN CREATION

Let's make a simple cocktail glass. Select menu choice 1, CREATE NEW DESIGN, and type the dimensions of the glass, as shown below:

ENTER TOP RADIUS? 10

(This is the radius of the top of the glass)

ENTER TOP HEIGHT? 10

(Distance between the bottom and the top of the bowl)

ENTER UPPER MID RADIUS? 0.5

(Radius of the stem, measured at the top)

ENTER MID HEIGHT? 10

(Length of the stem)

ENTER LOWER MID RADIUS? 0.5

(Radius of the stem, measured at the bottom)

ENTER BOTTOM HEIGHT? 2

(Distance between the bottom and the top of the base)ENTER BOTTOM RADIUS? 10

(Radius of the base)

At this point, the program will let you start again and correct any typing errors you made. Type [Y] to start again or [N] to continue. When you continue, you'll answer a few more questions:

ENTER NO. OF SIDES? 17

ENTER NO. PANEL SIDES (3 or 4) BOTTOM? 4

ENTER No. PANEL SIDES (3 or 4) MID? 4

ENTER No. PANEL SIDES (3 or 4) TOP? 3

(Polyhedron panels can be three- or four-sided on each of the three levels)

ENTER A NAME FOR IT (ex. PLANTER)? GLASS

Once more, the program will let you correct any typing errors you may have made in the previous set of questions. Type [Y] to start again or [N] to continue.

Now the program will play a musical chord while it calculates the screen coordinates of the glass. A few seconds later, the program will plot the glass on the screen.

Once plotted, you can press [S] to save the screen as a 62-sector picture file called PICTURE.PIC, or press any other key to go on to the next menu. A

*Irvine Smith taught engineering design at the University of Toronto for 40 years and bought his Atari 130XE shortly after retirement. Listing on page 72*



AUTHORIZED SERVICE CENTER FOR ALL ATARI PRODUCTS

# MICROTYPE

A DIVISION OF MICRO PERIPHERALS, INC.

P.O. BOX 369 • KETTERING, OHIO 45409



ATARI		MODEMS		PRINTERS	
ST's Color or Mono	CALL	SX-212 - 300/1200	CALL	Supra 20, 30, 60 Meg	CALL
Supra 20, 30, 60 Meg	CALL	AVATEX 1200 H.C.	114	SH 204 20 Megabyte	CALL
SH 204 20 Megabyte	CALL	AVATEX 2400	NEW CALL	130 XE	CALL
130 XE	CALL	SUPRA 2400	CALL	XF-551 Disk Drive	CALL
XF-551 Disk Drive	CALL			1020 Color Printer/Plotter	29
1020 Color Printer/Plotter	29			Power Supply 1050/551	19
Power Supply 1050/551	19			Power Supply XE/XL	29
Power Supply XE/XL	29			Power Supply for Indus GT	23
Power Supply for Indus GT	23			XEP-80 . . . . 80 Column!	CALL
XEP-80 . . . . 80 Column!	CALL				
PRINTERS		INTERFACES			
PANASONIC:		P R CONNECTION	69		
KX-P1080; 120 cps	159	SUPRA MICROSTUFFER (64K)	59		
KX-P1091; 160 cps	CALL	SUPRA / MPP 1150	CALL		
KX-P1092; 240 cps	339	XETEC Graphix AT	39		
KX-P110 Ribbon. Blk	9	Microprint	39		
STAR:					
NX-1000	CALL				
OTHERS	CALL				
CITIZEN:					
MSP-10	CALL				
EPSON:					
LX-86	CALL				
FX-286E	CALL				

8-BIT SOFTWARE	
WE CAN'T LIST 'EM ALL!	
Action	46
Action Tool Kit	19
Alternate Reality	25
Atari Writer Plus	35
Atari Writer 80	36
Auto Duel	34
Award Ware	12
B-Graph	25
Basic XE	46
Basic XL	36
Basic XL Tool Kit	19
Bop 'n' Wrestle	21
Champ LodeRunner	18
Chessmaster 2000	27
F-15 Strike Eagle	21
Flight Night	20
Flight Simulator II	34
Scenery Disks	ea 15
Scenery Disk Set (#1-6)	74
Fraction Action	21
Gauntlet	23
Gemstone Warrior	12
Gettysburg	39
Gunslinger	17
Hardball	20
Hitchhiker's Guide	23
Home Accountant	27
Infiltrator	19
Karateka	18
Kickstart	7
Last V-8	7
Leader Board	11
Leather Goddesses	22
Loderunner	23
MAC / 65	46
Mastertype	27
Mega Font II	16
Mercenary	20
Mercenary Data Disks	ea 12
Millionaire	21
Moon Mist	22
Movie Maker	11
M.U.L.E.	20
Music Const. Set	11
Music Studio	24
Never Ending Story	21
NINJA	7
Page Designer	23
Paper Clip w/ Spell	12
Pawn	39
Phantassie I or II	17
Pinball Const. Set	20
Planetarium	23
PrintShop	27
PrintShop Companion	19
Graphics Libraries	18
PS Interface	7
R-Time-8 Cart	7
Racing Destruction	11
Rambo XL	22
Reforged 88	23
Rubber Stamp	46
Silent Service	27
Sixgun Shootout	16
Sparta DOS-X Cart	20
Speed King	49
Spy vs. Spy I & II	21
Star Fleet I	35
Star Raiders II	11
Strip Poker	11
Strip Poker Data Disks	ea 13
Super Boulderdash	ea 11

Syn-Calc	31
Syn-File Plus	31
Timewise	3
Top Gunner	17
Touchdown Football	11
Trail Blazer	21
Triple Pack	14
Tycoon	21
Typesetter	22
Ultima III, JV	CALL
Video Poker	7
Video Vegas	21
Wargame Const. Set	19
Warship	39
Wizard's Crown	26
XLent Word Processor	20
ZORK Trilogy	39

ST SOFTWARE

OVER 900 TITLES IN STOCK. LARGEST SELECTION IN THE COUNTRY!

HOURS: M-F 9 am-9 pm EST  
SAT 10 am-4 pm

TO ORDER, CALL TOLL FREE  
1-800-255-5835

Ohio Residents, Order Status or Tech. Info, Call (513) 294-6236

### TERMS AND CONDITIONS

• NO EXTRA CHARGES FOR CREDIT CARDS! • We do not bill until we ship • Minimum order \$20 • C.O.D. - \$3.00 Ship/Handl. must be prepaid • Ohio residents add 6% sales tax • Please allow 3 weeks for personal or company checks to clear • Shipping/Handling: (Call for Quote). Hardware, minimum \$4; Software and most accessories, minimum \$3 • Overnight shipment available at extra charge • We ship to Alaska, Hawaii, Puerto Rico (UPS Blue Label Only), APO, and FPO • Canadian orders, actual shipping plus 5%, minimum \$5 • All defective products require a return authorization number to be accepted for repair or replacement • No free trials or credit • Returns subject to 15% re-stocking charge • Due to changing market conditions, call toll free for latest price and availability of product. FOR YOUR PROTECTION, WE CHECK ALL CREDIT CARD ORDERS FOR FRAUD.



# ACTION! Toolbox

*Lightning-fast command finder*

*Two powerful and widely useful routines for the ACTION! programming language. These programs work on all 8-bit Atari computers of any memory size, with disk or cassette. The ACTION! cartridge from ICD/OSS is required.*

Whether you're using ACTION! to build "The Wizards of Zondar" or "The Ultimate Chef's Companion," your programming toolbox will be incomplete without a procedure that removes individual words from a string you've entered—and a procedure that compares those words with a list of known words in hopes of a match.

For efficiency and versatility, the following two procedures fill the gap nicely and can easily be customized by experienced ACTION! programmers.

## 1: WORDFIND

This procedure strips each Word, one at a time, from String—which is a global **BYTE ARRAY** similar to a BASIC string variable. In the process it discards the spaces between Words, no matter how many times you pressed the [SPACEBAR].

In its first loop, **Wordfind()** searches String for a non-space character, incrementing the Index into the array as it goes. Upon finding one, it stores the Index value in Start. The next loop searches for a space—and the end of the Word—while continuing to increment Index.

When another space or the end of the array is found, the procedure writes the characters between Start and Index into the global Word. Since Index, too, is a global variable, calling **Wordfind()** again will result in

the next consecutive Word. Therefore, Index must be set to 1 before each new string is examined.

## 2: MATCHUP

In most applications, after you isolate a single Word you'll want to check it against the commands with which your program is prepared to deal. **Matchup()** can help you here.

This procedure requires that each global List of commands contains only elements of the same length. For example:

```
Comlist1 = 'EAST WEST
           NORTH SOUTH'
Comlist2 = 'EAWENOSO'
```

In Comlist1 the Increment is five—meaning that a new command begins every five characters. Comlist2 has shortened those same commands to two characters. In either case, **Matchup()** must be called using three parameters: the potential Command to be compared, the List of known commands and the Increment of the list.

**Matchup()** then jumps through the list by Increments, searching the first character of each command for a match. Upon finding one, it compares the remaining characters. If all the characters match, it alters the global variable Match to show where in the list the command was found.

For example, after calling **Matchup(Word,Comlist1,5)** you find that Match=6. You then know that "Word" matched the command beginning at character 6—in this case, WEST.

**Matchup()** will not search past either the given Increment or a space. Thus, if you call it to examine the word WESTERLY against Comlist1, Match would still equal 6. If no match is found, Match will equal 0. As a global, Match can be used in any number of procedures, but it is always reset by the next call to **Matchup()**.

## CALLER EXAMPLE

Carefully type in Listing One, TOOLBOX.ACT, and store a copy to disk before you compile and run it.

The sample **Caller()** procedure shows you how to use **Wordfind()** and **Matchup()**. In this example, Comlist, the command list, is "DOG CAT COW MULE". When run, the program asks you to type one of the four Words in the command list. Then the program finds the Word in the command list and prints the word and its position in the string. ▲

---

*Kevin Sherratt is a full-time science fiction writer and part-time programmer from London, Ontario. He is currently working on an 800XL text adventure game. This is his first appearance in Antic.*

*Listing on page 77*

Limited Time Offer!

# CHOOSE YOUR FREE GIFT!



## Subscribe to ANTIC and get The Best of ANTIC Disk FREE!

- Bannertizer-Print giant text posters
- Diskio Plus-Turbo operating system
- Rapid Graphics Converter-Translates ALL pictures
- Fader II-Flashy desktop video
- Son of Infobits-Easiest database
- Plus many more of the most popular ANTIC programs-All on one Disk!

Every issue of ANTIC brings you news of software for Business, Personal Productivity, Graphic Arts, Programming Tools, Education and more...

OR...

Subscribe to ANTIC plus Disk and we'll send you this Atari Mini Card Solar Calculator, a \$5.95 value, absolutely FREE! Plus every month with your magazine you'll receive a disk loaded with programs like:




- 3D Wire Frame
- Modem Checkers
- Memory Improver
- ST Concentration
- Banner Creator
- ST Battleship Combat



- ★ Credit Card Sized
- ★ Instruction Booklet Included

**Only in ANTIC—**  
Your #1 ATARI Resource.

Subscribe by phone—Call 800-234-7001 (6am-6pm PST.)  
MasterCard and VISA Only.




# EA-ST

# Hard

# Disk

ICD's  
smooth 20Mb  
for 8-bit  
or ST



Reviewed By  
MATTHEW RATCLIFF

Add a hard disk to your computer for the first time and you will experience a whole new world of turbo computing you never thought possible—especially on your 8-bit Atari. ICD's Multi I/O board (reviewed in April 1987 *Antic*) connects to an external hard disk drive and controller. I finally decided it was time to improve my 8-bit productivity and ordered ICD's 20-megabyte **EA-ST** hard disk (\$699).

For 8-bit owners, ICD uses the latest version of SpartaDOS 3.2d to preformat the hard disk into two 10Mb partitions. You can also request a different partition set-up if you order your EA-ST direct from ICD. If you don't already own SpartaDOS, you may want to buy the SpartaDOS Construction Kit to get all the utilities and

complete documentation. Other disk operating systems will work, but SpartaDOS seems to be the only logical choice because it doesn't limit your access to the hard drive or Multi I/O in any way.

The ST version of the EA-ST hard disk should be fairly easy to find in stores carrying ICD products. But if you want the 8-bit Atari version, you'll probably need to order it directly from ICD. And if you don't own a Multi I/O yet, it might be tough to find the 1Mb version. Until high RAM chip prices come back down, ICD is only producing the 256K Multi I/O (\$239.95) and selling it direct. (You might also want to look into Supra's 20Mb hard disk for 8-bit Atari. Like

the EA-ST, the SupraDrive also retails at \$699—but it does not require the Multi I/O.)

A generously long interface cable — \$25 if bought separately—comes with the hard disk. ICD also sells hard disk kits for hackers to build. A complete EA-ST hard drive comes with a one-year parts and labor warranty. The kits have a 120-day warranty.

When my EA-ST drive arrived, I connected it right away. I powered up the Multi I/O, then the hard disk. It whirred to life, unparked the heads and was ready in seconds. Next I powered up my trusty 800XL and the system was fully turbo-charged. I immediately went to DOS and found a directory of a few files, SpartaDOS version 3.2d and over 40,000 free

double density sectors!

Switching to the other partition—just another disk drive as far as the computer is concerned—I found another copy of SpartaDOS and another 40,000 free sectors. Using the Multi I/O's drive remapping capability, I can easily boot from either partition, from any Multi I/O RAMdisk with SpartaDOS, or either of my floppy drives.

The first step was to configure my Multi I/O and then save that setup to the hard drive. Now, whenever the hard drive is booted, the configurations of the Multi I/O RAMdisks, floppy and hard drive maps are automatically loaded from the hard drive. Next I copied to the main directory all my favorite SpartaDOS utilities from the SpartaDOS Construction Set,

files per directory! So if you don't care much for subdirectories, SDX could be the answer. ICD assured me that switching over from SpartaDOS 3.2d to SDX will *not* require reformatting the hard disk or floppies.

The FA-ST hard drive comes in a heavy metal case, closely matching the color of the XE/ST product line. It has the FA-ST ICD logo on the front in a pattern similar to the function keys of the ST. Its width just matches that of the ST monitors, and there are some heavy-duty screws in the bottom front of the FA-ST unit that can be adjusted to tilt the hard drive and monitor sitting on top for a more comfortable viewing angle. The FA-ST also has a small, quiet fan to keep it cool.

terfaces.

Documentation begins with 8-bit Atari notes indicating proper connections and the current configuration. If you want to change to different hard disk partitions, the included format utility is described. You can park the heads for safety with the PARK\_AD utility. This isn't necessary every time you turn off the drive, but it should always be done before moving the unit. The 50 megabyte FA-ST drives automatically park and lock the heads. The documentation provides an excellent introduction to hard drive use in general. A copy of the manual for the Adaptec hard drive controller used in the FA-ST is also provided. But you really don't need much documentation with a hard

***The first step was to configure my Multi I/O RAM and then save that setup to the hard drive. Now the Multi I/O RAMdisks, floppy and hard drive maps are automatically loaded from the hard drive.***

FlashBack and Toolkit disks. From there I began creating subdirectories. For example, My CODE subdirectory contains more subdirectories called BASIC, MAC65, ACTION and RATWARE.

SpartaDOS is limited to 128 files per directory, regardless of disk space. A subdirectory name counts as one filename. If you load up the main directory of your FA-ST hard drive with 128 files, it will appear "full" to your system, even if you have 9Mb of disk space left.

However, this is easily circumvented with subdirectories. You will have to learn to manage subdirectories with the SpartaDOS commands ?DIR, CREDIR, DELDIR, CWD and TREE. The WHEREIS.COM utility in the SpartaDOS Toolkit is a must for hard disk users. It is also important to have a logical organization to your subdirectories, as well as frequent backups.

The SpartaDOS X Cartridge (SDX) should be out by the time you read this—it may allow as many as 1,000

The FA-ST chassis has the room and power to support dual hard drives, so you can expand it later on. The FA-ST is sold in single configurations as 20Mb, 30Mb and 50Mb units, or dual 40Mb, 60Mb and 100Mb. For ST owners, ICD has provided a built-in clock with battery backup. But the 8-bit Atari needs ICD's RTime 8 cartridge for automated time-stamping.

Average access time (common measurement of hard drive performance) is 60 milliseconds for the 20Mb and 30Mb units. The average access time for 50Mb drives is 35 milliseconds, pretty quick by today's standards.

For ST owners, the FA-ST provides both DMA and SCSI ports. The FA-ST can be daisy-chained with other hard drives such as the Atari SH204 or Supra, along with the Atari laser printer, which also connects to the DMA bus. The SCSI port is used for the 8-bit Atari Multi I/O Board connection, but ST owners can also use it to daisy-chain hard drive expansion to other SCSI-standard hard drive in-

disk. Once it is hooked up and bootable, you just use it.

The FA-ST hard disks for the 8-bit Atari and the ST are virtually identical. There's one jumper inside the unit that must be changed to convert between the two systems. The formats are not the same, however, so you cannot share the hard disk between the 8-bit and ST. But if you decide to move to the ST from the 8-bit Atari, you can certainly take the FA-ST hard disk along.

If you want to move up to some serious computing power on your 8-bit Atari, the FA-ST hard drive is a complete package that's ideal for a bulletin board system. My own FA-ST has proven to be a great performer that really helps me organize all my projects. ▲

FA-ST (20Mb hard disk)  
ICD Inc.  
1220 Rock Street  
Rockford, IL 61101-1437  
(815) 968-2228  
For ST, or 800XL/130XE with Multi I/O  
\$699

# Cross Town Crazy 8

8-bit vs. ST via modem

Reviewed By DAVID PLOTKIN

**Cross Town Crazy 8** is an old card game with a new twist. Not only can you play against the computer, but you can even call a friend and play a game via modem!


In the crazy eights game each player is dealt five cards from a standard deck. One card is placed face up. Each player must then play a card which is either the same suit or the same rank as the "up" card. If you can't play a card, you must either draw a card from the balance of the deck, increasing the number of cards in your hand—or pass, if you already hold 12 cards or if there are no more cards to draw.

The object is to get rid of all your cards, so drawing more cards from the deck is obviously not a good thing. If you are the first player to empty your hand, you receive points equal to the remaining cards held by all opponents.

Why is it called "crazy eights?" Because the eight can be played on any card and you can declare any suit you want the eight to be. A certain amount of strategy is needed as well as some luck, and the computer is a pretty good opponent.

The 8-bit version of Cross Town Crazy 8 is easy to play. A card-sized cursor is moved around the screen with the joystick. To select a card, just press the joystick button, move the cursor to where you want to place the card and press the button again. Unfortunately, the 8-bit graphics are poor. Not only are *all* the suits drawn in black, but placing the cursor on a card and pressing the button to select it renders the card almost invisible!

Another 8-bit problem is that if you don't release the joystick button fast enough, it reads multiple button presses. So if you are drawing cards, you can end up with a handful of cards real quick! Since there is NEVER



*The most unusual feature of Cross Town Crazy 8 is that you and a friend can play by phone—*

any time you would want multiple presses of the fire button, this aspect of the program should be fixed.

The 41-page manual intermixes instructions for both the 8-bit and ST versions, instead of having two separate sections. Also, the screen descriptions don't match the illustrations for the ST version.

On the ST, Cross Town Crazy 8 is fully GEM-driven and very easy to learn, utilizing menus and the mouse. It works on color or monochrome monitors or TV. The ST screen is divided into sections, with your cards visible at the top of the screen. The "up" card, remaining deck, your opponent's number of cards and scores, and your score are also shown.

Click on the card you want to work with, then click on the destination. Using the menus, you can quit at any time, get information about the game, save the game in progress and load a saved game. (Most of these functions are not available on the 8-bit version.) The graphics are sharp and the sound of dealing and playing cards are quite

realistic. The "speed up" mode lets you turn off the sound and speed up the game considerably.

## MODEM CRAZY 8


The most unusual feature of Cross Town Crazy 8 is that you and a friend who both have a modem and a copy of the game can play by phone. (With the 8-bit version, you need an Atari 850 interface, ICD's P:R: Connection, or an equivalent.) Cross Town Crazy 8 will dial a Hayes-compatible modem for you, answer an incoming call, or auto-answer a call.

Your opponent's moves are mirrored on your screen, and you can send short messages back and forth. You can also put the game on hold temporarily and send lengthier messages—a nice touch. Cross Town Crazy 8 is copy-protected, but you can make a copy to give to a friend so that the two of you can play. This copy will only work if it answers the modem, you cannot use it to play by yourself or originate the call.

I have two complaints about Cross Town Crazy 8. First of all, some of the ST alert boxes appear confused. When the computer wins a hand, it states that "You got XX points." When you win, it states that "Player #1 got XX points." Also, according to my rulebook, crazy eights does not permit you to place one eight on top of another one. But Cross Town Crazy 8 not only allows it, the computer opponent uses that trick at every opportunity.

Crazy eights is a simple but entertaining card game, and Cross Town Crazy 8 is an effective Atari implementation of the game. Also, the concept of playing a remote opponent by modem is novel and seems to work quite well. ▲

\$19.95. XLEnt Software, P.O. Box 5228, Springfield, VA 22150. (703) 644-8881.



TYPE IN  
SOFTWARE

# First XEP80 Slide Show



Full 80-column graphics display for 8-bit

BY MATTHEW RATCLIFF

■

*This picture loader is the first published program delivering the full 80-column graphics potential of the Atari XEP80 display hardware. The BASIC Slide Show program—plus several related demonstration listings—works on 8-bit Atari computers with at least 48K memory and disk drive.*

■

At last—real 80-column displays on the 8-bit Atari! But where's the commercial software we need for practical uses of the \$79.95 Atari XEP80 board? (Reviewed in the July 1987 *Antic*.) Well, the graphics programs and routines accompanying this article will at least help fill some of the gap until applications like AtariWriter Plus 80 arrive.

XEP80 Slide Show delivers an 80-column display of any pictures originating in the Atari's widely used Graphics 7-1/2 or 8 formats. Assembly language students can obtain the MAC/65 source code for the programs' main USR routines on this month's *Antic* Disk.

## XEP80 BASICS

So let's get started. We'll take a look at some of the XEP80's inner workings and show how to begin putting this fascinating hardware into gear.

Setting up the XEP80 box couldn't

be simpler. Just use the provided RCA cable to connect the XEP80 to the monitor. The XEP80 plugs into any 8-bit Atari via either joystick port 1 or 2. Now boot the software that comes with the XEP80, turn on the power and you have a full 80-column display.

The handler software for the XEP80 fills less than 2K memory, but is quite powerful. The manual is a good general reference and the technical documentation is very helpful for digging into this smart little box.

The XEP80 requires a special program that replaces the E: and S: handlers built into the Atari operating system. This comes in the form of an AUTORUN.SYS file on an included Atari DOS 2.5 boot disk. The disk also contains complete source code for the XEP80 driver and full in-depth technical documentation

The XEP80 has a printer interface port which is of limited use. Before it can be accessed, the handler must be loaded from disk as an AUTORUN.SYS file. Most commercial word processors (except for the original AtariWriter cartridge) just don't allow this.

Hooray! You can now edit your MAC/65 or Atari BASIC programs in 80 columns with the XEP80. Any "well-behaved" Graphics 0 application will also work with the XEP80. Specifically, this means any program which doesn't use custom display lists, only talks to the E: device through standard PRINT statements and doesn't manipulate DMA control (i.e. enable the ANTIC chip). Admittedly this is a pretty limited supply, but the XEP80 does support the full complement of character graphics, cursor control and screen editing key commands.

User groups have been receiving "pre-release" versions of AtariWriter Plus 80 this spring, which is at least a hopeful sign that might soon be generally available. However, you can forget about 80-column compatibility with ICD/OSS software such as BASIC XL, BASIC XE, Writer's Tool and ACTION! The same goes for the Light-speed C editor, which insists on turning on DMA to enable the standard 40-column display. MAC/65 is the

only ICD/OSS product which does *not* use high-speed screen memory access for text output. The company's other products circumvent the E: device, so they just don't work with the XEP80.

## XEP80 GRAPHICS


Debugging MAC/65 assembly language using DDT (Dunion's Debugging Tool) won't work either. DDT uses all sorts of custom display techniques which will totally confuse the XEP80. But you should be able to de-

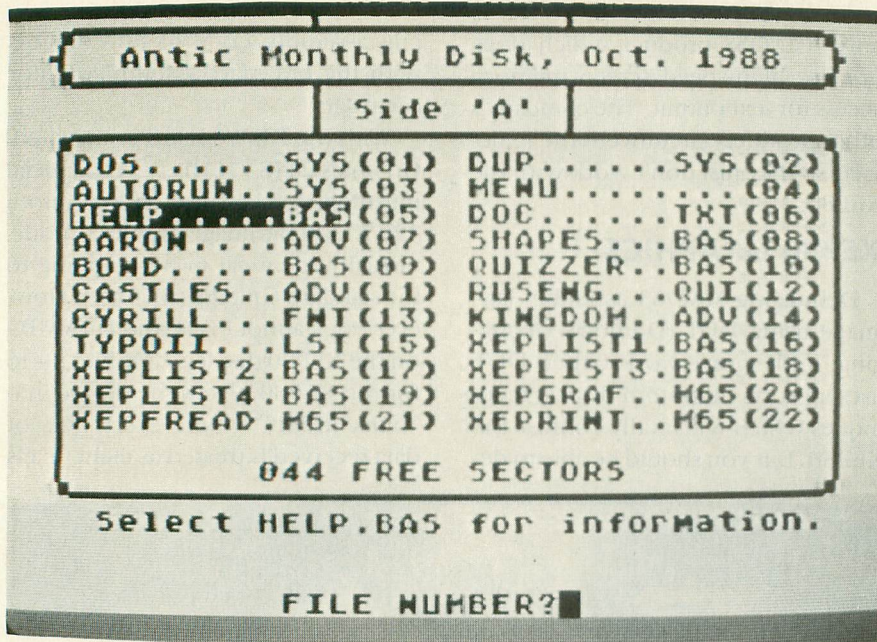
bug assembly code in 80 columns with the old Atari Assembler/Editor cartridge.

With the XEP80 handler installed, Graphics 24 (8+16) has a very special meaning. It kicks the XEP80 into a 320 X 200 bit image graphics mode, virtually identical in bit-mapping to the standard Graphics 8 display. However, you cannot PLOT and DRAWTO on the XEP80 display. Graphics 8+16 for the XEP80 places the device into "burst mode," where every byte of data received is treated as eight pixels

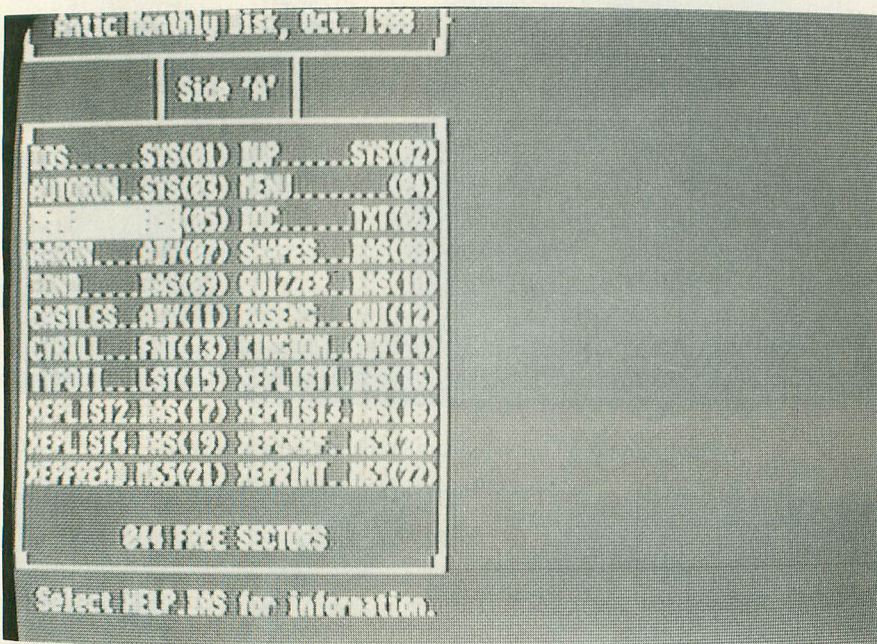


Portrait above is 40 columns, fast 80-column version is below.





Disk menu in 40-column and 80-column displays.



around on themselves from bottom to top. While developing the XEP80 Slide Show program, I tried printing a 7680-byte graphics mode screen (192 lines) to the XEP80, immediately followed by 32 zero bytes (eight more lines). Then I loaded and printed the next graphics screen. It wrapped around to the top of the display as I expected, but was slightly skewed to the left.

I discovered that an additional 32 zero bytes had to be sent to the XEP80 to get a perfect wraparound from bottom to top. This made for an interesting slide show, continuously playing one picture after the next. However, the XEP80 always got skewed again at seemingly random intervals.

Apparently in graphics burst mode the timing is very critical between the computer and the XEP80. Eventually it will lose a byte or two. With no special handshaking in burst mode to detect and correct such errors, your pictures will be skewed again. Currently the only way I know to get things synchronized between the computer and the XEP80 is to issue the OPEN command to E:, which forces the text mode and normal communications.

## LOADER LISTING

Now type in Listing 2, XEPLIST2.BAS, check it with TYPO II and SAVE a copy before you RUN it. The XEP80 Slide Show is a simple Graphics 8 viewer program that also lets you load uncompressed Micro Illustrator pictures (compatible with KoalaPad, Atari Touch Tablet, Suncom Animation Station, etc.). The "colors" appear as patterns, so the pictures may not look all that great, depending on color selections and shading techniques used in the original image.

When you RUN this program, you'll be prompted for a directory search specification, such as D1:\*.MIC. A directory of all files matching your selection is listed to the screen. Next, enter the filename you want to LOAD, or press [RETURN] to enter a new directory specification. You don't need to specify a drive or extender. The 62-sector picture file is then loaded and displayed. Press [RETURN] to select a different file to

of display information. It is mapped directly to the XEP80's 80-column screen and the cursor is bumped to the next eighth pixel position.

A graphics demo provided by Atari on the XEP80 boot disk requires five minutes to slowly draw a circle on the top quadrant of the screen display. This slowness is extremely misleading. To see just how fast the XEP80 display can be filled with graphics, type in Listing 1, XEPLIST1.BAS, check it with TYPO II and SAVE a copy before you RUN it.

This first program fills a 40-byte string with ASCII values 255 to 0, stepping backwards. Each graphics "line" is then "plotted" on the XEP80's display simply by printing it. It's slow compared to how quickly a standard Graphics 8 display can be filled, but it is still pretty quick and we can go even faster. Try changing the SZ variable in line 10 to different values, up to 8000, a *full screen* on the XEP80 display.

Using this first demo program, you will notice that the fill screens wrap



view.

Two separate USR routines are employed. The first is in string XFREAD\$, initialized in the subroutine beginning at line 30000. It accepts pointers to a filename string and a graphics buffer string. This USR routine attempts to open the file and read the graphics data into the buffer.

The next step is to get the string displayed on the XEP80 while in the

confused—but it would recover on [RESET]. Exit the program at the next 80-column display prompt. Make sure to use a PRINT CHR\$(125) command to clear the XEP80 display instead of the usual GRAPHICS 0, which the XEP80 handler simply ignores.

Listing 4 puts this dual display technique to good use, showing a 40-column disk directory. Type in Listing 4, XEPLIST4.BAS, check it with

handles the carriage return character and can work with strings up to full screen size, so you can format an entire page of text and display it with one USR call.

Note that the [RETURN] character positions the cursor at the next line using the same X position that was originally specified, acting as if that were the left margin. This is ideal for aligning columns of text. The XEPRINT\$ USR routine does not check to see if your text will print past the end of the display, nor does it scroll the screen. Your BASIC program can keep track of the vertical cursor position easily enough. ▲

---

## *Atari's XEP80 graphics demo takes five minutes just to draw a small circle!*

---

graphics mode. The second USR routine is in XEPGRAF\$, beginning at line 25000. It accepts the address of the graphics buffer string and does a binary record PUT of this size to the E: device—the fastest way possible to send the XEP80 all that data. The XEP80 handler does the rest.

### **DUAL 40/80 COLUMNS**

Here's a special XIO command that shows a 40-column display while the XEP handler is in use:

```
XIO 25,#6,12,0,"E:"
```

If you have two monitors side by side, you can do many interesting things with dual displays. When the 40-column display is on, absolutely no communications to the XEP80 can be carried out. No PRINT statements to the screen may be used. To turn off the 40-column display and resume communications with the XEP80, use the following command:

```
XIO 24,#6,44,0,"E:"
```

Any software that uses the 40-column display must write directly to screen RAM. Here's an example of how easy it is to use two different displays with the 8-bit Atari. Type in Listing 3, XEPLIST3.BAS, check it with TYPO II and SAVE a copy before you RUN it. You'll be prompted on the 80-column display to prepare to view the 40-column screen. After you change any connections, if necessary, press [RETURN]. The 40-column display is enabled and the screen RAM is POKEd with random values.

Don't press [BREAK] while this display is on, or the XEP80 will get very

TYPO II and SAVE a copy before you RUN it. The USR routine beginning at line 20000 is placed in XEPRINT\$. It requires the X and Y coordinates (in Graphics 0) and the address and length of a string. It will convert the string from ATASCII to screen RAM format and place it in the 40-column display memory at the specified position.

The clear screen character (ATASCII 125) will be interpreted properly and clears the 40-column display. It also

XEP80  
(80-column hardware)  
Atari Corp.  
1196 Borregas Avenue  
Sunnyvale, CA 94086  
(408) 745-2000  
\$79.95, 16K disk

*Listing on page 70*

---

*Matt Ratcliff*, longtime **Antic** Contributing Writer, answers 8-bit technical questions on ANTIC ONLINE. Just type GO ANT-3927 when you log onto CompuServe.

## **XEP80 MONITOR MATTERS**

As **Antic's** original XEP80 review in July 1987 pointed out, you need a good composite video monitor capable of 80 sharp columns in order to see what the XEP hardware is truly capable of. I tried to use the XEP80 with my old Commodore 1702 color monitor. It almost worked, but the 1702 didn't quite have the bandwidth needed for 80 columns. A line of text at the top and bottom of the display and some characters at the left edge were chopped off.

You could move up to the \$300 Commodore 1802, the 80-column version developed for their C128. However, your best bet would be to get an inexpensive 80-column composite video monochrome monitor sold for as little as \$50 by mail order companies. Unfortunately these are now somewhat hard to find, because most monochrome monitors these days have TTL interfaces, specifically for IBM PC compatibles.

The May 1988 issue of the San Leandro Computer Club (SLCC) Journal published a tutorial article by Bob Woolley, about modifying the XEP80 for TTL monitors. It looks like a fairly simple project for experienced hardware hackers.—MATT RATCLIFF

# 2 Inexpensive

## *Star NX-1000*

### STAR NX-1000

Star Micronics dot-matrix printers previously reviewed by **Antic** were well-designed and easy to use. Star shouldn't have strayed from the path of the NR-10 (**Antic**, July 1988) and NL-10 (January 1987), but it did with the **NX-1000**. Some mail order companies sell the NX-1000 for less than \$170 dollars. But even at that excellent price, I think the NX-1000 has too many physical quirks.

The top cover of the NX-1000 goes on and off opposite from what you'd expect and the rear cover can be difficult to remove and replace. This makes it hard to load fanfold paper, which must carefully hand-fed until it catches in the platen. I also had trouble with fanfold paper popping out of the NX-1000's sprockets, resulting in oddly angled printouts or bunched-up paper jams.

Unlike other Star printers **Antic** has tested, the NX-1000 wastes a sheet of fanfold paper between printouts. You must either tear off your printout about an inch from the bottom—or do the same thing on the next blank sheet. Also, the NX-1000 ribbon cartridge is different from the one used in the previously mentioned Star printers. Like virtually all printers not specifically made for the 8-bit Atari, the NX-1000 requires a parallel interface such as ICD's P:R: Connection or the Atari 850.

On the plus side, you can select several type styles with the aid of just two buttons on the control panel. The Print Pitch button has settings for pica, elite, condensed and proportional print, as well as combinations of these—six types altogether. The near letter-quality (NLQ) button has settings for Courier, Sanserif and Ora-

tor NLQ styles, as well as italic variations of each, plus NLQ off—a total of seven NLQ options.

Courier NLQ is the same typeface found other Star printers and is similar in quality. Sanserif is an "NLQ version" of the draft-quality typeface and Orator is another sans-serif type of font. In fact, depending on how you set your printer's easily accessed DIP switches, there are two types of Orator available—large and small uppercase, or uppercase and lowercase—extending your typeface possibilities even further. Graphics printouts on the NX-1000 were fairly dark and even.

The NX-1000 has about average speed. It printed a 20,000-character file at 79 characters per second (cps) in pica draft mode and 91 cps in elite draft. NLQ printing had to be timed with a sundial rather than a

stopwatch—19 cps. Printouts of DEGAS pictures on the ST each took between two minutes, 52 seconds and three minutes, 16 seconds.

The NX-1000 is somewhat quieter than other Star printers tested, although the noise level when it printed graphics made it difficult to hold a telephone conversation nearby.

The manuals for the NL-10 and NR-10 were much easier to follow than the NX-1000 documentation. But the NX-1000 manual is still as complete as you could hope for—112 pages of information along with a quick reference card for front panel control and a six-page tearout section featuring printer command codes, DIP-switch functions, etc.

The NX-1000 is far from a bad printer. For the low street-price, it really does a lot. But personally I feel that the negatives are about neck and



# Printer Finds

## *Adeus CP-2000*



neck with the positives.—GREGG PEARLMAN

\$289. Star Micronics, Inc., 3 Oldfield, Irvine, CA 92718. (800) 537-8270.

### **ADEUS CP-2000**

When I saw an advertisement in my local paper offering a daisy-wheel printer for less than \$250, I could barely believe it. For about what I had paid for my Epson RX-80 dot-matrix, I could buy a Diablo 630-compatible letter quality printer. So I called Data Resource in Seattle and asked the obvious question, "Why so cheap?" They said that the **Adeus CP-2000** printer was discontinued after introduction of a faster model.

I received my printer in only three days! The CP-2000 took longer to unpack than to set up. The cable that

connected my Epson plugged right into the parallel port on the back of the Adeus (which also has a serial port).

The software I regularly use didn't seem to care that I changed to a daisy-wheel Adeus. The only difference was that the text printouts looked about 100% better—nice, clean and crisp. (*Our freelance reviewer tested this printer with his ST. The CP-2000 should work equally well with an 8-bit Atari equipped with an interface such as ICD's P:R: Connection or the Atari 850. However, Antic does not currently have a CP-2000 for verifying these results.*—ANTIC ED)

Within minutes of changing the printer drivers for Regent Word II, VIP Professional, TimeLink and ST Writer, I had beautiful printouts. Of all the software I tried, Regent Word was the easiest to modify for the Diablo print

commands and 1st Word the most difficult.

When I got my hands on WordPerfect, I installed the Diablo 630 driver that comes with the program and it worked fine. In fact, WordPerfect brought out features I didn't know I had, like double underlining, underlining between words, and some of the symbols that other programs didn't know about, such as copyright, trademark and paragraph.

The printer came with a prestige elite "ASCII" print-wheel that neatly snaps into place. I didn't like the way the apostrophes took up a full character width so I purchased an additional "word processing" pica wheel that proportions punctuation much better. Print wheels and ribbons are also compatible with the Diablo 630 and are quite common, so finding parts should not be a problem. I have used the Adeus CP-2000 for over three months and encountered no problems.

But while the CP-2000 print quality is super, printer speed is a shock. A full-page printout that takes just a few seconds on my Epson RX-80 requires almost a minute on my Adeus. The noise level is a bit higher than a dot-matrix, but the Adeus has a well insulated case.

I use the CP-2000 judiciously—usually at the end of the day for final drafts and correspondence. The Adeus obviously won't do screen dumps or graphics output, but for true letter quality at a low price I can't think of a better printer for Atari owners.—MARTIN BROWN ▲

\$247. Data Resource Computer Systems, 900 N.E. 64 Street, Seattle WA 98115. (206) 523-3283.



EASY

SCAN<sup>TM</sup>





# Easy-Scan

*Affordable image scanning  
comes to the 8-bit Atari*

*Reviewed By* CHARLES CHERRY

**S**ome much-wanted peripherals are slow to arrive for the 8-bit Atari, but thanks to dedicated companies like Innovative Concepts, they do indeed arrive. The latest of their 8-bit goodies is **Easy-Scan**, a viable image scanner that costs only \$79.95.

A scanner examines a piece of paper and stores a picture of the contents in the computer's memory. The results are no different from pointing a video camera at the page and digitizing the camera signal, *a la* Computereyes from Digital Vision. But a scanner does it by passing a small sensor over the page and reading the brightness of each spot.

Easy-Scan uses your printer to move the sensor over the page. You remove your printer ribbon, attach the sensor to the print head, put the image page in the printer and run the software. The program moves the print head back and forth and advances the paper.

The sensor looks like a long wire attached to a normal Atari cartridge. The wire is actually two fiber-optic light pipes bundled together. One pipe shines a little spot of infra-red light on the page and the other reads

the brightness level of the reflected image. The results are surprisingly accurate, providing a 256-level gray scale.

Of course, the results from Easy-Scan are not comparable to those from a \$2,000 scanner, but how many \$2,000 scanners are available for the 8-bit Atari? Image quality is roughly at the level of the images generated by 8-bit Computereyes.

The Easy-Scan software is very good. Its many settings cover a variety of situations. You can vary the vertical resolution and the horizontal width to determine the size of your final image. You can't get an entire 8 1/2 x 11 inch page into memory, but you can grab about two-thirds of it.

That brings us to memory usage. Easy-Scan is a hog. A single scan requires about 60K—that's why it will only work on computers with at least 128K of memory. Since a single Atari screen has only about 8,000 pixels and Easy-Scan apparently uses one byte per pixel (256 levels), I can't imagine what the other 52K bytes are used for.

However, after the image is scanned, you can refine the display

in several ways. It can be displayed in either Graphics 8 or Graphics 15 mode. You can set the brightness levels assigned to each Atari color, and you can set the colors of each color register. You can save the picture in the standard 62-sector Micro-Painter format as well the huge 492-sector full information format. Utilities included with the program convert the pictures to other formats—including Micro Illustrator, Fun with Art, and Print Shop—dump them to a printer and display them as a slide show.

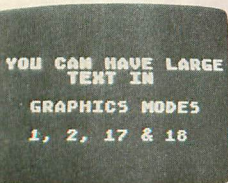
How well does Easy-Scan really work? Well, *Figure 1* is an original page from the March, 1988 issue of **Antic**, and *Figure 2* is a screen shot of the Easy-Scan image. Try as I might, I could not get the small print to register. Innovative Concepts is working on reducing the diameter of the light pipes to increase the resolution. The ultimate aim is to have Easy-Scan read bar codes reliably. If they are successful, it will be easy to upgrade the existing units. But, like other low-priced scanners, Easy-Scan is not really an automatic text reader for desktop publishing.

*Figures 3 and 4* show that Easy-

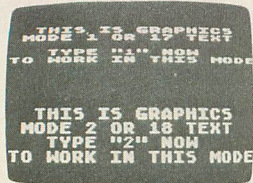
# BIG LETTERS

Text for your programs or videotapes

BY JERRY VANDEN BOSCH



YOU CAN HAVE LARGE  
TEXT IN  
GRAPHICS MODES  
1, 2, 17 & 18



THIS IS GRAPHICS  
MODE 1 OR 17 VERT  
TO WORK IN THIS MODE  
TYPE "1" NOW  
THIS IS GRAPHICS  
MODE 2 OR 18 TEXT  
TO WORK IN THIS MODE  
TYPE "2" NOW



FIGURES 1 & 2.

Scan is much more successful with pictures than text. The only large pictures I had around were some old 8×10 glossies from my previous life as a clean-shaven actor. The vertical compression, which is evident, can be adjusted, but this was about as close as I could get. My next attempt produced some stretching. I think I look better compressed.

The Easy-Scan program is written in BASIC with machine language subroutines. It's unprotected and LISTable. A determined individual could undoubtedly figure out how to make Easy-Scan do other interesting things, such as display in Graphics 9. Innovative Concepts promises to be helpful to any people who want to add features to Easy-Scan. They are

also working on new versions of the software. (I tested version 1.0).

Easy-Scan is a very good package with a lot of potential. Getting the most out of it will require some experimentation. The position of the light pipes on the print head is not critical, but some locations work better than others. And then there are the almost endless variations of the software parameters. A little diligence here will pay big dividends. As you climb the learning curve, getting good results from Easy-Scan will become truly easy. ▲

\$79.95, 128K XL/XE. Innovative Concepts, 31172 Shawn Drive, Warren, MI 48093. (313) 293-0730, CompuServe I.D. 72237,2252.



FIGURES 3 & 4.

## Innovative

Innovative Concepts is the kind of aggressive little company, like ICD or Supra, that has taken over much of the forefront of bringing out exciting new 8-bit Atari products. Best known for its full line of memory upgrades and enhanced keypads, Innovative Concepts' new \$79.95 Easy Scan image scanner (reviewed in this issue) is their most technically impressive release yet.

Innovative Concepts president Mark Elliot says, "We can afford to come out with a lot of products because we have a low overhead and we can get a product onto the market within a month or two, when a large company might take more than six months."

Elliot and his business partner, Ron Florka, have been working together for about three years, although the company didn't incorporate until March 1987. The pair met through the MACE Atari users group while Elliot was working in the computer section of K-Mart and Florka operated a "fix-anything" handyman business. "We were among the original officers who formed the MAGIC Atari users group. Then Ron and I started buying broken Atari computers, repairing them, then selling them.

"Later we began coming up with products like memory upgrades—little gadgets that a lot of the big companies don't want to play around with because of the small profit margin. Eventually we started advertising and gradually growing. We're still running Innovative Concepts out of our homes, but it's getting bigger and bigger."

Elliot and Florka both still have full-time jobs, so Innovative Concepts is a "part-time thing" for them. It hasn't reached the point yet where they have an office and get phone calls 24 hours a day. But the many callers who do

# Concepts Leads The Way

By GREGG PEARLMAN,  
*Antic Assistant Editor*

reach them are phoning from as far away as West Germany. "People just ask for catalogs of our products," says Elliot. "It's fascinating talking with people all around the world."

## IC PRODUCT LINE

Innovative Concepts is working on a 3 1/2 inch disk drive for the 8-bit Atari that lets you put 720K on one disk. It's mostly for people who run bulletin boards or who otherwise need a lot of storage space. "We're playing around with the ROMs in the new Atari XF551 drives, trying to upgrade it to a 3 1/2-inch setup," says Elliot. "So far, it can read about half of the 720K on a 3 1/2 inch disk. Something's holding it back, and we're stumped right now. The drive mechanism is quirky."

But Innovative Concepts has plenty of other products available—all clearly documented. "We try to make installation and assembly instructions very clear," says Elliot, "because too many other companies don't." These products include:

\*SIO Port Box (\$24.95): a little plastic box with three SIO ports. It should alleviate the problem with dead-end peripherals (which must be the last link in the chain) like the old Atari 410 program recorder or XM301 modem.

\*SIO Switch Box (\$34.95): hooks up two computers to one disk drive set-up—or one computer to two disk drive set-ups—and switches between them (with the power off, naturally).

\*Modem Mouth (\$19.95): basically a phone line monitor for modems like the Atari 1030 and XM301, MPP, or less expensive Avatex. It's a speaker for a modem that doesn't otherwise have a speaker.

\*Memory upgrades: 256K RAM for the 800XL, 320K and 576K for the

130XE, 128K and 320K for the 65XE, and 128K for the XE Game System. The upgrades for the 65XE and XEGS make these machines fully 130XE-compatible, including the ANTIC enhance mode.

You must call for the latest prices on any of these memory upgrades, due to the rapid rise in chip prices. Memory chips now cost about \$11 apiece. "When they were at \$3 or \$4," Elliot says, "we sold four or five memory upgrades a week. Now we're lucky to get that in a month."

\*ICX-85 Keypad (\$44.95): this enhanced Atari 10-key number pad is probably Innovative Concepts' best-known product. "It's a good seller and neat," says Elliot. "It's ideal for a database or in DATA statements with a lot of numbers and commas." The Deluxe ICX-85 Keypad (\$64.95) is more or less the same thing, except that it has function keys built in.

\*ICX-85 kit version (\$24.95): for people who have Atari's CX-85 10-key pad already. It includes circuit boards, connections and instructions to convert it over to the Innovative Concepts format.

\*IC-1050 Controller (\$21.95): gives any Atari 1050 disk drive write-on, write-off and normal modes. It also has a two-color LED, and it works with U.S. Doubler and other enhancements.

\*Function Key Kit (\$14.95): provides the F1 through F4 function keys found on the Atari 1200XL computer.

\*RAM-Aid (\$14.95): a coldstart switch for memory-upgraded computers.

\*RAM Drive Utility Package (\$14.95): a compilation of all the RAMdisk handlers, utilities and programs that use extra memory for upgraded computers.

## SOFTWARE LIBRARY

Innovative Concepts also has a public domain software library of 135 double-sided disks, including educational programs, program utilities, productivity software, languages, business, games, AMS collections, MovieMaker and Print Shop icons. These disks sell for \$6 apiece.

Elliot says, "I sort through all the programs, make sure nothing's copyrighted—although sometimes there's shareware—group them together and fill up both sides of a disk. We've probably got one of the biggest Print Shop collections available: 11 double-sided icon disks."

Innovative Concepts also repairs Atari 8-bit peripherals and sells products from other manufacturers such as ICD and Supra. "It's convenient," says Elliot. "People want these items, so they ask us to carry them. Most of our business is mail order, although if you're in the neighborhood, you can always stop by and pick something up."

Elliot and Florka are concerned mostly with the 8-bit, but they do plan to move into the ST market. They're working on a controller that would let you run four disk drives—for instance, you could have two 5 1/4 inch, 80-track drives and two 3 1/2 inch, 80-track drives, for a total of 2.8 megabytes. And most of these drives will hook up to an ST.

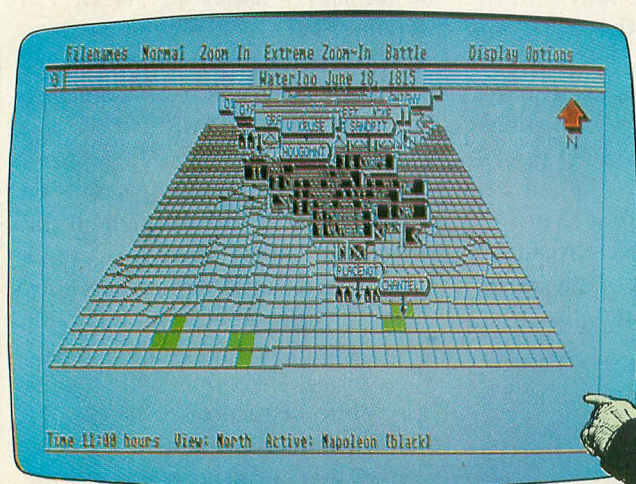
Innovative Concepts is planning to be highly visible on CompuServe, primarily on the 8-bit Atari SIG but also on the Developers and Vendors Forums. ▲

Innovative Concepts (IC)  
31172 Shawn Drive  
Warren, MI 48093  
(313) 293-0730  
CompuServe ID: 72237,2252

# ST Resource

All the latest news for the ST user

October 1988



## Universal Military Simulator

*An ST vs. PC Review*

By STEVE PANAK

**Universal Military Simulator** just might be the best wargame simulation available on any personal computer. One particularly striking feature is its display. The software uses vector graphics to place you on a futuristic battlefield—an abstract, barren grid, with marker flags indicating troop and landmark location. Green squares represent forest, while hills rise and valleys dip three-dimensionally from the landscape. This is in sharp contrast to similar programs with graphics that resemble an arcade game. But even more striking than the look of the game is its control interface.

View the battle from any direction,





zooming in or out. Drop-down menus remind the novice of all the options, while keyboard commands speed the expert through play. To control your armies, access a command menu for each unit and then issue orders. When all units have received their instructions, the computer (or human opponent) moves. An analysis screen keeps a running tab on the action, and you can print the battlefield and view the program's evaluation process during battle.

## PC VS. ST

To me, the IBM PC version lost out to the ST on both graphic display and control interface. By using the CGA color display (but displaying in monochrome), the PC game packs only a fraction of the resolution of the ST. The PC's battlefields might have been a little sharper if the program supported a Hercules monographic card. As it is, the movement arrows are a mess when a lot of units are bunched together.

Also, the PC provides no automatic

mouse support, which would simplify learning this complex game. But experienced PC mouse users shouldn't feel obliged to design their own mouse interface. The menu-driven command mode is simple to use, with all options listed at the bottom of the screen and allowable commands highlighted. It's always easier

*UMS just might be  
the best wargame  
simulator available  
on any personal  
computer!*

to learn to play a game, especially one as complex as Universal Military Simulator, when you can choose from a complete list of onscreen commands.

Regardless of which computer you own, you can get right into the action by loading one of the five

scenarios included with the game. Command Alexander the Great at Arbela, Napoleon at Waterloo, or Lee at Gettysburg. Or use the complex editor to create your own battles. Design both the field and the armies, exerting a large degree of control over your own imaginary universe. For instance, you can vary the speed, strength and efficiency of a stock infantry unit, or you can use wildcard units to create the army of the future. You're limited only by your own imagination.

Two complete, computer-specific manuals explain the use of the program, while a separate booklet provides historical background on the five stock scenarios. It's unlikely that you'll ever explore all the possibilities that UMS has to offer, but it's nice to know that you could do it. For ST or PC, the Universal Military Simulator is a blast.—STEVE PANAK ▲

\$49.95, color or monochrome. Rainbird (Mediagenic), 3885 Bohannon Drive, Menlo Park, CA 94025. (415) 322-0412.

## NEW HACK BACK Special OFFER

The Alpha Systems HACK BACK contains all our finest products for making Back-up copies. Analyzing, Understanding and Protecting your Atari programs. It comes complete with Atari Protection Techniques (Book and Disk I), The Chipmunk, The Scanner, The Impersonator and Disk Pack 1000. Worth over \$150. Get them all for the special price of **Just \$99.95**

## Atari Software Protection Techniques Vol I & II

These Book and Disk packages detail the most advanced copy protection methods in use today. They guide you through the methods used to create the protection as well as the copying techniques to get around them. They include information on Phreaking • Hacking • On-line security • Black boxes • Self-destructing programs • Pirate bulletin board systems • Logic bombs • New piracy laws • Hardware data keys • Weak sectoring (Phantom, Fuzzy and unstable sectors) • Overfilled tracks • CRC errors • Bank Select cartridges and MUCH, MUCH MORE. The disks include automatic program protectors, Protection Scanners, directory hiding and more.

**BOOK I and DISK I** \$24.95  
**BOOK II (Advanced protection) and DISK II** \$24.95  
**Special Offer, Order both sets for Only** \$39.95

## CHIPMUNK

Automatic Disk Back-up System. Make perfectly running unprotected back-up copies of hundreds of the most popular Atari programs. Chipmunk's sophisticated programming Automatically finds and **REMOVES copy protection** from most Atari programs. Back-up even heavily protected programs with ease. Finally, a back-up system that needs no special hardware or skills.

(If you need a full list of what Chipmunk copies, call or write for our free catalog) **\$34.95**

**Scanner** Automatically scan & analyze commercial programs. Unlock programming secrets and learn from the masters **\$29.95**

**Impersonator** Cartridge to Disk back up system. Create running back-up copies of any cartridge (up to 16K) **\$29.95**

## NEW CHEAT

Get more from your games with CHEAT Tired of spending days trying to beat a game? Tired of getting stuck just when you need another life? Cheat is an innovative new product that gives you the chance you need to beat your favorite games. Cheat works with hundreds of Atari games to give you unlimited lives or power. End the frustration and get hours more enjoyment from your games. (Call or write Alpha Systems for our free catalog with a full list of the programs that work with Cheat) **ONLY \$24.95**

## BASIC TURBOCHARGER

NOW for the first time a BASIC programmer can get the power, flexibility and incredible speed of machine language. BASIC TURBOCHARGER is a **book and disk package** that contains over 150 ready to use machine language routines. Complete instructions show how to add them to your own BASIC programs to get these features and more: • Smooth Scrolling • Player/Missile control • Load & Save Picture files • Sorting and Searching • Special Effects Graphics • Incredible Speed • Much, Much More • Over 150 programs. You've heard of the power of Assembler, now harness it for your own needs. **\$24.95**



24 HOUR HOTLINE **216-374-7469**  
VISA & MASTERCARD, ORDER BY PHONE, OR SEND MONEY ORDER TO:

ALPHA SYSTEMS 1012 SKYLAND DRIVE MACEDONIA, OH 44056 FREE BONUS: DELUXE SPACE GAMES (3 games on a disk) Free with any order of 3 or more items. Include \$3.00 shp & hdg (US Canada) Ohio res. add 5 1/2% sales tax. Foreign orders add \$8.00 shp & hdg. Call or write for free catalog. Customer Service Line (216) 467-5665 M-F 9-3.

## ATARI 8-BIT POWER

ALPHA SYSTEMS is constantly innovating to provide more power for your 8-bit Ataris

## NEW

### PARROT II

An All New Parrot sound digitizer for your Atari. Parrot II is a sophisticated new hardware device that plugs into your joystick port. Parrot II has two inputs. One for a microphone and one for a powered source such as a tape player, radio or Compact Disk. The Powerful Parrot II software lets you record sounds into your computer and play them back on any Atari. Parrot II turns your computers keyboard into a musical instrument with nine different sounds covering three octaves each. The sounds can be anything, a dogs bark, a piano, a complete drum set, a symphony or your own voice.

Parrot II lets you modify the sounds on a graphic display to create brand new sounds and special effects. Best of all, the sounds and voices can be put into your own programs that can be used on any standard Atari. Explore the world of digital sound and music. **ONLY \$59.95**

**Pre-Recorded Sound Disk** More pre-recorded sounds for Parrot **\$4.95**  
**PARROT II Demo Disk** (Does not require Parrot to run) **\$5.00**

## NEW POP-N-ROCKER

a fast paced, multi-player trivia game that mixes questions with real songs (digitized with Parrot). Be the first to identify the songs and answer the music trivia questions. *Pop-N-Rocker* comes with three data disks and lets you add new questions so it will never get old. You can use a Parrot Sound digitizer to add new songs too! Use any kind of music from Rock to Classical to Nursery Rhymes. A new concept in entertainment and a perfect add-on for Parrot **\$24.95**

## COMPUTEREYES & MAGNIPRINT II+

Turn your computer into a digital portrait studio. This complete package lets you **capture, save & print** digital images from your **Video Camera, VCR or TV**. COMPUTEREYES hardware plugs directly into your joystick ports for easy use. Print your picture on a 6 foot poster. **\$119.95**

**ComputerEyes camera system** Comes complete with everything above, plus a black and white video camera and connecting cable. **\$329.95**

**Graphics 9 Software** - Add a new dimension to your COMPUTEREYES pictures - captures images in 16 shades of grey. **\$12.00**

### Magniprint II+

Easily the most powerful print program available today. Print graphics from almost any format in hundreds of shapes, sizes, and shades. Supports **color printing** and lets you create **giant posters**. Magniprint II+ lets you stretch and squeeze, invert, add text, adjust shading and much more. Works with EPSON, NEC, Cihoh, Panasonic, Gemini, Star, XMM801, and compatible printers. (850 interface or equivalent required). **\$24.95**

### Graphics Transformer

Now you can combine the most powerful features of all your graphics programs. Create print shop icons from a Koala pad picture, from a photo digitized with ComputerEyes, or any picture file. Graphics Transformer lets you **Shrink, Enlarge and Merge** pictures for unequalled flexibility. **\$22.95**

## YOUR ATARI COMES ALIVE

**SAVE MONEY** Finally an alternative to buying expensive computer add-ons. Your Atari Comes Alive shows you how to **build them yourself**. This 'How-To' **book and disk package** gives you complete step by step instructions and programs needed to build and control these exciting devices and MORE: • Light Pen • Light & Motor Controllers • Alarm Systems • Voice Recognition • Environmental Sensors • Data Decoders • More than 150 pages. **Your Atari Comes Alive \$24.95**



GIANT WALL SIZED POSTERS.

# START goes monthly this fall!

# YOUR ULTIMATE ST SUPPORT

## Push the limits of your ST.

### Get the unbeatable combo of *START* magazine & disk—12 times a year!

Subscribe today and power up with disks filled with word processors, music and graphic software, super utilities and games.

Learn about MIDI. Desktop publishing. Business applications. Animation. News of the ST scene. Top programs by Tom Hudson, Dave Small and other ST pioneers. Reviews of the latest products. With the information-packed magazine and the programs on disk, you'll use your ST in ways you never dreamed!

*START* really is the ultimate support for you, the Atari ST user.

#### **MONEY-BACK GUARANTEE**

If, for any reason, you are not satisfied, we'll send your money back on all unserved issues in your subscription term.



## Subscribe Today!

Call Toll Free  
**800-234-7001**

(6am-6pm PST. Monday-Friday)

# ST's Best MIDI Librarian and Editor

## *GenPatch and DX Heaven*

Reviewed By JIM PIERSON-PERRY

### **GENPATCH ST**

A MIDI librarian program lets you fetch and store instrument parameter data (patches) between computer storage and MIDI equipment. As your collection of equipment and patches for them grows, having an online librarian changes from a luxury to a necessity.

**GenPatch ST** is the most comprehensive MIDI librarian program for the ST. It can handle all standard librarian functions and quite a bit more. Most importantly, it's open-ended—you can easily teach it to work with new MIDI equipment. I use GenPatch ST as an integral part of my MIDI software arsenal and find it invaluable, particularly for multi-instrument patch setups.

There are three main types of operations in GenPatch ST—system, librarian and MIDI analysis. The system operations include disk formatting, file deletion, customizing screen colors, reporting on memory status and enabling MIDI Thru (useful for systems using a master keyboard to

***GenPatch ST is the most comprehensive ST MIDI librarian program.***

control slave synthesizers).

Over 50 configuration files are included and it's easy to create new ones. Even non-standard MIDI implementations (such as Casio and Roland) are handled easily.

Each MIDI data transfer is called a block. After receiving a block, you can save it or continue to add more data (from other instruments) to build a multi-block file. Thus you can create a single file containing all equipment

setup information for a given song—great for live use! Data files can also be loaded automatically by the Hybrid Arts sequencer programs Synch Track and SMPTE Track ST.

The MIDI analysis operations let you view the data flow between computer and equipment and interpret MIDI data held in memory. The latter is extremely valuable in hacking MIDI programs and patch storage formats. Up to 36 macros can be defined. \$149. Hybrid Arts, Inc., 11920 West Olympic Blvd., Los Angeles, CA 90064. (213) 826-3777.

### **DX HEAVEN**

**DX Heaven** is a MIDI patch editor and librarian program for the widely used original Yamaha DX7 synthesizer and compatibles. It does not support the more recent DX7 II or TX802 models. Like other Dr. T software, DX Heaven is heavily copy-protected and uses a non-standard GEM interface which ignores desk accessories.

Program operations can be split into three areas—system, librarian and patch editor. Options are displayed in a menu and selected with either the mouse or function keys. Screen displays are clear and easy to work with.

System functions include describing how the synthesizer talks to the ST, selecting screen colors, printing disk directories and formatting disks. MIDI setup options allow for input merge and rechannelization (needed for a master keyboard with slave synthesizers), channel selection and synth type (DX or TX). All system parameters can be saved for future use.

The librarian mode can hold eight banks (32 patches per bank) co-resident in memory. Voices can be freely copied, moved and swapped between banks, and function data can

be copied between patches.

The patch editor is the heart of the program. Obviously a great deal of thought has gone into the user-interface. Three separate screens are used: numeric parameters, function controllers and graphic editing of envelopes. Numeric parameters can be changed by clicking on the param-

***DX Heaven lets you create new patches randomly.***

eter and moving the mouse, using the [+] and [-] keys, using the graphic slider or simply typing the new value. The graphic envelope editor is easy to use—just click on a data point and drag it to the desired new position.

What really sets this program apart from others is its use of the mouse to play notes and give instant feedback on how the patch sounds. Moving the mouse horizontally changes the pitch; moving it vertically changes the loudness (velocity). Holding down the left button and moving the mouse vertically adds in modulation. In the system setup you can assign the mouse to reflect any standard modulation controller. Playing the synthesizer this way quickly becomes intuitive (and fun!), especially if you don't have a keyboard.

In keeping with the current trend, DX Heaven also lets the computer create new patches randomly. You can select which patch parameters to change and by how much. The program comes with 25 banks of patches.

\$129. Dr. T's Music Software, 220 Boylston Street, Suite 306, Chestnut Hill, MA 02167. (617) 244-6954.


# Look What The 11th Northeast Computer Faire Is Coming To...

It's time once again for the longest running, most important computer show for sophisticated small systems users... The Northeast Computer Faire! Back for its eleventh year in Boston. And back to its original home - the Hynes. The most conveniently situated exhibition center, newly renovated to offer the utmost in meeting accommodations.

Year after year, knowledgeable enthusiasts return to this event because they know they'll find the products and services they need through programs only the Northeast Computer Faire provides, such as:

**VERTICAL MARKET MATCHING:** Uniting specialized sellers and buyers. You'll find companies offering systems and software for vertical markets such as finance, medicine, manufacturing, law, education, engineering, construction and other popular vertical markets throughout the Boston area.

**PRODUCT MATCHING:** Making it easy for attendees to find exhibitors displaying upgrades, additions and enhancements for product groups such as IBM PC, P/S-2, Commodore, Atari, Apple II, Macintosh, UNIX and Lotus.



THE NEW JOHN B. HYNES VETERANS MEMORIAL  
**CONVENTION CENTER**

## EXHIBITOR PRESENTATIONS:

Allowing exhibitors to introduce and demonstrate new products to potential customers as well as the press.

Last year's Faire saw a 30% increase in attendance over

the previous year. This year, with the outstanding facilities of the Hynes, the high powered Conference sessions led by the experts and our carefully targeted marketing promotion, and P.R. campaign, you can expect the Northeast Computer Faire to be bigger and even better. Be a part of it and see for yourself! Fill out and send in the coupon, or call (617) 449-6600 extension 5028, today!

### Tell Me More About the 11th Northeast Computer Faire!

- Send me complete information about exhibiting, including brochure, contract and floor plan.
- Send me complete information about attending.
- Have a sales representative call me right away.

Name \_\_\_\_\_

Title \_\_\_\_\_

Company \_\_\_\_\_

Address \_\_\_\_\_

City \_\_\_\_\_ State \_\_\_\_\_ Zip \_\_\_\_\_

Telephone ( ) \_\_\_\_\_

Type of Business \_\_\_\_\_

Mail to: The Northeast Computer Faire, 300 First Avenue, Needham, MA 02194

© 1988 The Interface Group, Inc.

## THE 11TH NORTHEAST COMPUTER FAIRE

OCTOBER 27-29, 1988  
HYNES CONVENTION CENTER • BOSTON, MA

# ST Bridge Partners

—opponents and instructors too

Reviewed By HARVEY BERNSTEIN

Bored? Dying for a game of bridge, but can't find three other players? Or do you just want to improve your game. Three ST programs not only provide a computer "partner" and two opponents, but also offer a helping hand.

Two of the programs come from Artworx. **Bridge 5.0** plays a decent (if uninspiring) game, while **Compubridge** is a text-based instructional program (written in ST BASIC, of all things). From Britain's CP Software, **Bridge Player 2000 with Tutor** combines elements of both and is by far the best. All three packages work on either color or monochrome monitors.

Compubridge (\$29.95), based on a popular book series by Shirley Silverman, teaches the basics of bridge using a combination of straight text and quizzes. Ten lessons cover the range from beginning concepts through finessing and overcalls.

While the ideas of a fully self-contained bridge tutorial on a disk (even one written in BASIC) might be a good one in theory, Compubridge leaves a lot to be desired. First, the entire right half of the ST screen is taken up by a chart of numbers and suits to be clicked on when answering questions in each lesson's quiz. Not only is this unnecessary in the tutorial portion of the program, but each chapter offers only four or five half-screens of text. If the program offered a full-screen display, this would break down to two to three screens in each of 10 chapters—not much depth.

In the tutorial, sometimes a sample hand is displayed. Unfortunately, it is wiped from the screen before it's discussed. This means that unless you have a photographic memory or want to flip the "page" back and forth (a very slow and tedious process), you must copy it down by hand.

Each quiz presents a series of sample hands and requests the proper bid response or card to play. By clicking on the aforementioned chart, players select their answer. Now, bridge is a complex game, and in many situations, there is more than one correct answer. Compubridge acknowledges this in its documentation, and handles it by "suggesting" an alternative. Choose a possible correct answer, and the program responds with "Another possible answer is . . ." Very diplomatic—except that you get this response *whenever* you enter an answer different from the program's best suggestion. But while there may be many correct answers in a given situation, there are more *incorrect* answers—which Compubridge never corrects.

Bridge 5.0 (\$39.95) is far more successful than Compubridge. The computer controls the other three hands

wood. It serves more as a means of brushing up on knowledge than teaching anything new. There are 20 fixed hands, each of which seems designed to focus on a concept—basic bidding, short bids, finesse, etc.

Based on the concept of learning by doing, you bid first and then play the hand. But the program will not accept a bid *or* a play unless it's the correct one! If you're completely stumped, press [Z] to display the proper move. This is fine during bidding, where the most proper response is usually pretty cut and dried. But during play, often there's no single "correct" play, and second-guessing the program can be frustrating.

After playing the sample hand, an analysis is offered. While designed to further explain the "lesson" of the hand, it's written in a style similar to the bridge column in the daily paper.

The Play Bridge option gives you

## *Dying for a bridge game but can't find three more players?*

in a typical bridge "rubber." In addition to playing random hands, Bridge 5.0 lets you customize hands and save them to disk. Stuck for the proper bid or card to play? Bridge 5.0 has an "auto" mode that suggests the correct move if requested.

Bridge 5.0 plays a good game, understanding both the Blackwood and Stayman bidding conventions. Graphics are good, and all input is handled with a point-and-click method.

Bridge Player 2000 with Tutor takes the concepts of both programs and ties them together nicely. The tutor is hardly for beginners. It assumes familiarity with at least the rules of bridge and, in the intermediate to advanced lessons, Stayman and Black-

a choice of bidding and playing hands, or just bidding. While you can't set up custom hands as in Bridge 5.0, you can choose between set and random hands, and always or never being dealt an opening hand. Each hand can be replayed upon completion.

The graphics in Bridge Player 2000 with Tutor are not as good as in the Artworx program, nor does it support mouse input, but these are minor complaints. Bridge Player 2000 plays a superior game of bridge. ▲

Artworx, 1844 Penfield Road, Penfield, NY 14526. (800) 828-6573. Color or monochrome.

CP Software, Stonefield, The Hill, Burford, Oxfordshire, OX8 4HX, United Kingdom. 099 3823463. Color or monochrome.

# Juggler, Turbo ST,

## JUGGLER II

One thing the ST has really needed is a switching program that lets you move between two or more programs without constantly saving your work, loading the next program, looking up the information, reloading the old program, reloading the old file, etc. However, here's the problem with this kind of utility—some programs use GEM, some don't. Also, some GEM programs are structured poorly.

The first version of Juggler was compatible with very few GEM-based programs. **The Juggler II**, however, partitions RAM. Both programs are on the disk you get with The Juggler.

Juggler II is far superior to Juggler. When you boot your system with an auto folder, the first thing that happens is that your system boot is aborted. If you have a megabyte or more internal memory, the program will ask if you want to partition RAM into two, four or eight equal sections. (On a 520ST, the program automatically chooses two sections.) The system reconfigures, and when booted up, you enter the first partition. To boot the second, and subsequent partitions, you simply press [ALTERNATE] [LEFT-SHIFT] once for each section.

Into the first partition you load the first program you want to work with. When you need to run another program, press [ALTERNATE] [LEFT-SHIFT]. After the screen dims and then brightens, load the second program and run it as usual. To start juggling between the two programs, cycle through the partitions by using the [ALTERNATE] [LEFT-SHIFT] command.

Since one of the major problems hindering compatibility with Juggler II is poorly constructed GEM programs, the manual contains a special section dedicated to GEM program-

mers. It reviews some of the rules about memory and windows in GEM to help you develop standardized applications.

The manual lists almost 50 pro-

grams and you'll have virtually no room in which to work.

However, if you have a megabyte or more of memory, then you could find Juggler indispensable. It won't fulfill



*With a megabyte of memory,*

*Juggler II may be*

*indispensable,*

*but with 512K there's*

*no point in using it*

*—you'll have almost*

*no room to work with.*

all your needs, but it will give you the freedom to move within several projects without the headache of constantly swapping the same disks and loading and reloading the same files.—TONY LOVELL

\$49.95, color or monochrome. MichTron, 576 South Telegraph, Pontiac, MI 48053. (313) 332-5452.

## TURBO ST

One of the most requested ST enhancements is for increased speed of the GEM operating environment. Atari's long-promised blitter chip is touted as a solution, but for the immediate future it will probably only be available on the new Mega models.

Instead of waiting for new hard-

grams that Juggler II works with, along with the problems you might encounter. It also lists a number of programs you can't use with Juggler II, such as GFA BASIC and NEOchrome.

Frankly, if you own a 520ST there's no point in using Juggler II—each partition will have less than 256K of

# Analyze, Flight Scenery

ware, why not speed up the existing software? That's the approach taken by **Turbo ST**, a program which acts as a "software blitter." Taking over the text display routines from GEM, Turbo ST can speed up virtually all ST application software using screen text. Word processors, spreadsheets, databases and many other programs can run two to three times faster than normal—in some cases even faster than with the hardware blitter chip itself.

Turbo ST comes as an unprotected, standard desk accessory to be copied into the root directory of your boot disk. To use it, simply click on "Turbo ST" from the DESK command menu. A dialog box appears with an install button. Click on it, and you're in high gear. A subsequent call to the desk accessory lets you turn it off and resume normal operating mode. The program is compatible with all screen resolutions and ST models, including the Megas.

The program works by intercepting calls to GEM routines for text display and screen clear or scroll and substituting its own routines. The new routines were written in 68000 assembly language, optimized for speed, which are more efficient than the native GEM code. Both standard GEM programs (.PRG) as well as TOS programs (such as ST Writer) are supported.

Only the text screen display routines are supplanted, so other aspects of application programs—such as graphics or handling peripherals—will operate at normal speed. The overall speed increase for any program depends on how much it deals with screen text displays. Turbo ST cannot speed up application programs which bypass GEM for their own custom display routines, such as WordPerfect.

How much faster do programs work under Turbo ST? For starters, the scrolling speed of ST Writer is doubled. Other examples tested by the developers showed a 50% paging speed increase with dBMan, 40% for GEA BASIC and 80% for Final Word. Speed improvement is also a function of the monitor resolution. Color displays are typically faster than monochrome.

A text file on the program disk lists the few programs that have incompatibility problems with Turbo ST. Most of these are due to illegal oper-



***Turbo ST doubles ST  
Writer's scrolling  
speed and ups  
dBMan's paging  
speed by 50%.***



ating systems calls used by some public domain programs.

I highly recommend Turbo ST and consider it a contender for the ST product of the year. It works well, requires no user supervision and is very affordable. In addition, SofTrek is currently working on upgrades which would provide auto installation and the ability to speed up displays using custom screen fonts. Do yourself a favor—buy Turbo ST and say goodbye to the no-blitter blues.—JIM PIERSON-PERRY

\$49.95, color or monochrome. SofTrek, P.O. Box 5257, Winter Park, FL 32793. (407) 657-4611.


## ANALYZE

**Analyze** makes many other ST programs look amateurish in execution and marketing. It isn't copy-protected and costs a paltry \$139.95—or less. (Horizon Computers in Denver is running a \$100 discount as I write.) Yet it does *more* than the famous Lotus 1-2-3. (For instance, an unmodified Lotus won't make 3-D graphs or comparison charts.) I find Analyze quicker and simpler than VIP Professional, the Lotus clone for ST. Analyze is cheaper than either one. And it's also disgustingly easy to use!

Analyze reads and writes Lotus 1-2-3 files just like VIP does. If you take your work home, this means you'll need to keep your IBM files on 3 1/2 inch disks, or connect a 5 1/4 inch disk drive to your ST.

My wife knows *all* the ins and outs of Lotus. So when she sat down with Analyze and whipped off several pages of spreadsheet, then flipped to charts and graphs in only a couple of moments, I attributed it to her Lotus training. However, when I test drove Analyze, I ignored the documentation on first run (a good way to see how friendly a program is) and was delighted to discover that GEM's pointers and windows are used extensively. I took longer than she did, but I also had a spreadsheet and graph up and running in minutes—and even printed it.

*Then* I opened the documentation and found that the 235-page book was written in understandable English. The two tutorials consist of a beginner's section (for me) and an advanced one (for everyone else). The manual does everything short of springing off its own pages to embrace and comfort you. But the index, though complete, is one page off at times. (According to the index, "Worksheet Archive" commands are



on page 154. They're actually on page 153.)

The speed of this program is blinding. I've become sick of spreadsheets and I usually delegate them to my staff. But if only the Air Force would stock up on STs, I'd never pass by a chance to practice with Analyze. In fact, the *only* problem I've found is that the printer I use (Gemini 10-X) doesn't get along with Analyze's graph printing. There are simple instructions for creating your own printer driver, but it would have been nice to have additional complete printer drivers available.

CompuServe sysop Steve Pagliarulo's Florida company, Micro-Systems, provides great support, including a BBS with two lines.—CHESTER COX

\$139.95, color or monochrome. Micro-Systems, 12798 W. Forest Hills Blvd., Suite 202, West Palm Beach, FL 33414. (305) 790-0772.

## WESTERN EUROPEAN TOUR

The new **Western European Tour** ST scenery disk for Sublogic's Flight Simulator II is a winner. Since the package arrived at **Antic**, staff members have logged more flight hours over Europe than Charles Lindbergh, Eddie Rickenbacker and Snoopy.

Aided by a few staff members who have visited Europe, we "flew" our 1040ST over the Thames and between the towers of London's Tower Bridge. Turning south, we circled Stonehenge, crossed the English

Channel, buzzed the Eiffel Tower and flew through the Arc de Triomphe *upside down*.

The scenery disk covers northern France, southern West Germany and the southern United Kingdom. The package includes a "close-up" map of each of these areas (approx. 30 miles to the inch) and an overall map (ap-

*To be eligible for the "Find Red Square" contest, you must land in Moscow's Red Square, a la West Germany's Mathias Rust.*

prox. 300 miles per inch) covering from Spain to the USSR. These maps show coastlines, rivers, airports and the position of radio navigation stations. No airports or radio navigation stations are shown for any locations east of the Iron Curtain—just coastlines.

Unfortunately, these are the only tools you have to find Moscow and land in Red Square, the object of SubLogic's newest contest, "Find Red Square." To be eligible, you must land

in Red Square (a la Mathias Rust, the West German daredevil) and submit its exact coordinates to SubLogic. A randomly-selected winner will receive a trip to Europe and a \$1,000 cash prize. Two months into the contest, SubLogic had received more than 1,000 correct entries. Closing date is November 15, 1988.

"We originally considered having the contestants fly through the Arc de Triomphe—with the winner getting an official citation from the Paris Police Department," said Deborah Isreal, SubLogic's Director of Promotion, "but after Mathias Rust landed in Red Square, we thought it would be more fun for the contestants to land there, too."

After nearly two days in Soviet airspace, a band of intrepid Antic editors glanced up from their "World Almanac" map of Europe, and saw an unusual looking piece of landscape. A closer inspection revealed a river, a strangely shaped gray wall, and a large, red square.

Aha!

After everyone groaned a bit, we noted our position coordinates and flew to Paris for a much-needed rest along the Seine.—CHARLES JACKSON (*ST Flight Simulator pilots: See the review of Microsoft's useful \$9.95 book Flight Simulator Co-Pilot in this issue's 8-bit Product Reviews*—ANTIC ED)

\$24.95, color. SubLogic Corporation, P.O. Box 4019, Champaign, IL 61820. (800) 637-4983. (Requires Flight Simulator II software)



## *Bomber Command, Questron II*

### **BOMBER COMMAND**

**Bomber Command** is basically an ST conversion of the arcade hit *Xevious*. You are piloting a maneuverable Mosquito bomber here. You dogfight oncoming fighters and drop bombs on ground-based enemy units. The graphics are very well done, with lots of different land-based and airborne adversaries to blast apart.

The joystick control is usually fast and responsive, although it tends to bog down when the screen is filled with several moving objects. This slowed down and simplified the gameplay—not that *Bomber Command* was *easy*. In fact, it's very challenging, but only for a time.

The program is too easy to master and become bored with. A save game

---

***Bomber  
Command's not  
easy—it's very  
challenging,  
but only  
for a time.***

---

feature lets you accumulate astronomical scores, saving your position each time you achieve another bonus game. Unfortunately, the passing landscape began rerunning like the background of a cheap cartoon after about two hours of play and 10,000 points, and play was downhill from there.

This was a shame, because the game was fun while it lasted. I would love to give *Bomber Command* my

highest rating, and with a little more variety—perhaps larger and more complex enemy installations to level—I could have done so.—STEVE PANAK

---

***The passing  
landscape  
began rerun-  
ning like the  
background of  
a cheap  
cartoon.***

---

\$42.95. color. Mars Software Development, Inc., P.O. Box 70947, Pasadena, CA 91107. (800) 541-0900 (orders); (818) 351-6224.

### **QUESTRON II**

A heroic Quest! Demons to defeat and monsters to slay! And in the end, an Evil Wizard to send back to wherever Evil Wizards come from! This is the stuff of which SSI's **Questron II** is made. Unfortunately, it's the same old stuff we've seen in nearly a dozen ST releases, including SSI's own **Phantasie** series.

Although *Questron II* adds nothing new to the genre, in all fairness its storyline is the first *prequel* to an adventure game. In the original *Questron*, the *Book of Evil Magic* was recovered from the hands of Mantor. Now it turns out that it cannot be destroyed. So your wise mentor, Mes-

ron, sends you back in time to prevent the book from being created.

As in most role-playing games (*Phantasie* or *Ultima* series, etc.) you start off as a lowly peasant with not much to defend yourself besides your wits. By traversing the countryside and defeating a managerie of legendary creatures, you gain wealth and experience, allowing you to acquire spells and improved weaponry. *Questron II* spans two continents, as well as the requisite tombs, castles, and dungeons.

The graphics are good, since the ST translation was handled by Westwood, the same people who converted *Phantasie III*. The one new feature is a list of commands on the left side of the screen. Pointing and click-

---

***You'll be sent  
back in time to  
prevent the  
creation of the  
Book of Evil  
Magic.***

---

ing can be used to avoid keyboard input.

In short, if you are a role-playing diehard who simply *must* have every new fantasy release, go for it! For the rest of us, *Questron II* is simply the same song, next verse.—HARVEY BERNSTEIN **A**

\$49.95, color. Strategic Simulations Inc., 1046 N. Rengstorff Avenue, Mountain View, CA 94043. (415) 964-1353.

## ST NEW PRODUCTS

By GREGG PEARLMAN, *Antic Assistant Editor*

### GOLD RERUNNER

As the commander of a single-wing fighter in **GoldRunner II** (\$39.95), a fast-paced arcade game, you must rescue the stolen defense robots before they are turned upon your now defenseless planet. Two \$14.95 **Scenery Disks** give you new territory to explore. Just pop a Scenery Disk into the drive instead of the GoldRunner II main data disk, and you're boldly going, as Captain Jean-Luc says, where no one has gone before.

If you prefer a game that's more down-to-earth, try **International Soccer** (\$39.95). You can control game length, day or night play, team colors and formations, wind and weather in this joystick-driven soccer simulation.

Color monitors required. Microdeal (MichTron), 576 S. Telegraph, Pontiac, MI 48053. (313) 334-8729.

### IN LIKE FLYNN

**Captain Blood** uses both fractal and vector techniques to produce stunning graphics. In this game (which has nothing to do with the famous film), Torka, Captain Blood's space squeeze, has promised to fill the house with the patter of 2,000 little feet. Blood would be equal to the task—except for a handful of Captain Blood clones scattered around the galaxy, sapping his energy. Your mission is to find and summarily dust the clones.

\$49.95, color. Mindscape, 3444 Dundee Road, Northbrook, IL 60062. (312) 480-7667.

### STARGLIDER SEQUEL

**Starglider II** features spectacular graphics, digitized sound effects and smooth animation as you fly around alien deserts, destroying Ergon patrol ships and rescuing colonies from the Ergons. (Each planet has its own characteristics and cultures.) Your state-of-the-art vessel is equipped with a 3-D instrument panel and sophisticated weapons.

\$44.95, color. Rainbird, 3885 Bohannon Drive, Menlo Park, CA 94025. (415) 322-0412.

### TYPHOON THOMPSON

From the author of *Choplifter!* comes **Typhoon Thompson: Search for the Sea Child**, a 3-D arcade game that might also be called "Popeye and Sweetpea in Space." A cruiser has crashed on a remote planet and the only survivor is a baby boy. You've got to rescue him, fighting your way past sea sprites, ancient technology and spirits from a long-dead civilization.

\$34.95, color. Broderbund Software, 17 Paul Drive, San Rafael, CA 94903. (415) 492-3200.

### MICHTRON MONTAGE

**GFA BASIC, Version 3.0** (\$39.95) gives you more than 300 new commands and increases speed 40% to 60% over the previous version of GFA BASIC. Old GFA BASIC programs are compatible with the new version, and you can still use your old books.

In Version 3, once you debug a procedure, you can "hide it" — only the procedure name is shown in the listing, making your visible code more readable. Other useful features include a clock in the menu field, the ability to place editor-marks in your program, and a line counter. Also, all AES functions have been implemented, as have joystick commands and case distinction (SELECT-CASE and ELSE-IF).

The **GFA BASIC Programmer's Reference Guide, Volume I** (\$29.95) contains information on the commands for GFA BASIC, Version 2.0, and future volumes will be dedicated to Version 3. A special index lists each command by type, with cross-references to the appropriate page.

For beginners, **GFA BASIC Training ReBoot Camp** (\$19.95) should do the trick. Features include a mouse-drawing program, Simon game, onscreen jokebook, tune player, simple animated game, dice game, graphics display program, programming aids and clear instructions.

On the **GFA BASIC Reference Card** (\$4.95), each command has been grouped according to function, and each entry contains a brief description of the command and demonstrates the proper syntax for use. Now you won't have to interrupt your programming to flip through a manual.

MichTron has packaged five of its most powerful utilities into **Utilities Plus** (\$59.95):

MichTron Utilities is a disk editor that lets you read and change individual bytes anywhere on a floppy or hard disk. You can search through files and change contents, alter file and volume names, adjust file attributes, format individual disk tracks, repair damaged disks, and more. The screen displays both the hexadecimal and ASCII output.

The commands in the DOS Shell utility are virtually the same as MS-DOS and let you list files, check the free space left, copy files, etc., much faster than GEM allows. Global wildcards are also supported.

When recording disk contents with Super Directory, you can enter not only the filename, but also a category letter and remark of up to 20 characters. It also keeps track of disk number, filesize and pathname.

M-Disk, a RAMdisk program, and Soft-Spool, a print buffer program, are combined into M-Disk Plus, while SStuff is a group of 21 utilities and desk accessories including AUTODATE, which sets the system date and time without a clock card, AUTOFOLD, which changes the execution order of the AUTO folder programs, and GREP, which searches text files for selected character strings.

With the GEM-linked **GFA Draft Plus** (\$159.95), a 2-D CAD program, you can quickly learn to design electronic circuits, create architectural plans and scaled technical drawings. Drawings can have up to 255 layers, 10 of which can be shown at a time. More advanced users have the specially developed MACRO command language at their disposal. Commands can be entered from the keyboard, or a series of commands can be stored on disk.


MichTron, 576 S. Telegraph, Pontiac, MI 48053. (313) 334-8729.

*New ST product notices are compiled from information provided by the products' manufacturers. Antic assumes no responsibility for the accuracy of these notices or the performance of the product.*

• *Without Antic, you've got only half an Atari* •

# *ST Desktop Publishing Consultant*

By Gregg Pearlman, *Antic Assistant Editor*



Inexpensive Atari ST desktop publishing systems are becoming increasingly accepted by business and professional users, says Cimarron Computer president Rod Coleman, a retailer and consultant in Reno, Nevada.

Cimarron sets up ST desktop publishing systems for people who do resumes, newsletters and catalogs. The

company sold 15 to 20 Atari desktop publishing start-up systems in the past 18 months. There have been many more "business" setups for spreadsheets and databases—80 to 100 in the last year.

Recently Cimarron set up a desktop publishing system for a Reno television personality who sidelines as a resume writer for people in the media industry. The system consists of a 1040ST, a monochrome monitor, an HP Laserjet and a hard disk.

Cimarron has also sold systems to schools, mostly private. Desert Research, part of the University of Nevada at Reno, runs Absoft's AC Fortran to analyze clouds. They also have an HP Laserjet for desktop publishing. And

some 15 to 20 branches of the Nevada Department of Motor Vehicles are using a Cimarron system consisting of a 1040ST, Data Manager and dBMan to keep track of driver's licenses and auto registrations.

Coleman's company has done some business setups with the Magic Sac Macintosh emulator, but much

more with the PC-Ditto IBM emulator. "People want the ST for its ease of use," he says, "but they also want the 'PC option.'"

Coleman used to package ST desktop publishing systems with the Hewlett Packard Laserjet series of printers. "I was amazed at the reliability of the HPs," he says. He helped

---

***15 to 20 branches  
of the Nevada DMV  
use Cimarron  
Mega systems and  
dBMan.***

---

test the HP printer driver for Publishing Partner software.

But when the Atari Laser Printer reached the market, he switched—even though he says, "You really need a Mega for the Atari Laser Printer. The Atari has no front panel control, so everything must be done by the software."

Coleman found that the Atari yields darker printouts than the HP, but the grays are streaky. "The big differences between the Atari and Hewlett Packard lasers are relative cost and speed," he says. The Atari is two to three times faster. Many operations taking 18 minutes with the HP take six minutes with the Atari." **A**

*Pros accept inexpensive Atari solution*

# Dave's Game Room

Obliterator, Leatherneck, Eagle's Nest, Vampire's Empire, Crazy Cars

Reviewed By David Plotkin

## CRAZY CARS

**Crazy Cars** is an auto racing game, similar in many ways to Pole Position. Your view is from above and behind your joystick-controlled car. The object is to complete each of three courses in the allotted time. If successful, you're given a faster car and less time to complete the course. The other cars on the course will try to run you off the road and you must pass them to improve your time. There are also bumps in the road that can throw your car right up in the air, making it difficult to steer!

The graphics are colorful and detailed. The scrolling of the road, the



background foliage and the roadside signs all add to the realism, and the cars are well-rendered. Where this game starts to lose its charm is at the joystick control system. At around 200 mph, the cars should be very responsive, but they aren't. You must hold the joystick in a given direction for quite a while before you get a response. This is frustrating and leads to collisions, either with another car or running off the road. Once the cars do respond, they jump from one position to another in rather large increments so that small adjustments in road position really aren't possible.

\$39.95, color. Titus Software, 20432 Corisco Street, Chatsworth, CA 91311. (818) 709-3962.

## OBLITERATOR

Oh, no! An alien spacecraft has invaded Federation space and defeated the star fleet. Now this apparently invincible craft is headed straight toward Earth, bent on destruction. There's only one way to stop it. Use the prototype matter transporter to beam you—last of the Obliterators—aboard to defeat the enemy crew and destroy the alien craft.

So starts **Obliterator**, a new arcade/role playing game from Psygnosis. As the game begins, you appear on the alien craft armed with a heavy-caliber gun. The graphics are stunning, richly rendered and highly detailed. The animation is smooth and convincing. Then trouble starts.


Controlling the Obliterator is done via the standard Psygnosis control panel. This control system is confusing, hard to use, awkward and should be replaced. The game documentation says you can control the figure with the mouse, keyboard or joystick. But the joystick trigger doesn't work. The mouse takes advantage of the control panel at the bottom of the screen to fire, run, jump, defend, pick up objects and board elevators.

A secondary control panel, accessed by pressing the [SPACEBAR], lets you change weapons, monitor your status and watch your score. You can move the Obliterator either by using the [ARROW] keys, clicking on the arrows in the control panel, or moving the mouse cursor on the side that you want to move towards, then clicking the mouse button.

The only really effective method of control is to use the panel at the bottom of the screen. But you can't keep your eyes on the action *and* on the control panel. If you try to use the other methods of control, the Obliterator tends to run headlong into things, including enemy objects, which costs

shield energy and, eventually, the game. It's difficult to get him to walk into an elevator, and apparently there's no way to make him duck, so he just gets knocked over again and again by the hovering robots, which are invulnerable to his pistol. This is frustrating and there's no way to save a game.

If you can master the controls for



Obliterator, it's an involving game, with many goals (disable engines, weapons systems and shields) which must be accomplished before winning. Mapping is recommended, for the alien craft is huge and full of danger. When you leave a room and return, all alien threats have regenerated and must be destroyed again. There are shield regenerators scattered around the ship, and these can be really handy.

\$39.95, color. Psygnosis, 1st Floor, Port of Liverpool Building, Pierhead, Liverpool L31BY, England. 011 4451 236 8818.

## VAMPIRE'S EMPIRE

**Vampire's Empire** presents a game theme which has not been done to death and features some outstanding (and adult) graphics. But it has too many problems for me to recommend it.

You take on the role of Van Helsing, the famous vampire killer. Your mission is to enter Dracula's lair and


dispose of this most notorious of vampires by positioning mirrors throughout the lair to reflect sunlight into its murky depths and disintegrate the vampire. Tossing garlic helps protect yourself.

Confusion starts almost immediately. You find yourself at the entrance to the lair. Your view is from the side as you guide Van Helsing with the joystick. To select a weapon—various mirrors, a magic light-directing ball, or garlic—push the joystick down while pressing the button.

You must use the joystick diagonally to negotiate stairs—never an easy thing to do, especially since the instructions don't cover this. Placing mirrors is a hit-or-miss affair. Sometimes it works, sometimes it doesn't. Since you can't see the sunlight, it's tough to figure out whether placing mirrors is doing any good, let alone where to aim them! A small arrow at the top of the screen is never explained. But it might have something to do with the direction of sunlight.

Using the magic ball is just as frustrating. You levitate it to your chosen altitude, then change the sunlight direction. Again, I could never tell if it worked. At least the garlic worked.

About these demons. Many of them



are naked (or nearly naked) women, rendered with remarkable clarity and detail. This is a decidedly adult game! Overall, the graphics are *very* good, but the screens are *not* "smooth scrolling" as the documentation states. Instead, they switch between one screen and another very quickly, which is disorienting.

There are some other unexplained items on the screen, including what appears to be an hourglass and is possibly a lifeline which gets shorter

whenever you get the short end of a demon encounter. When this "lifeline" runs out, you end up back at the beginning of the game. But sometimes you end up there anyway for no apparent reason.

A lot of this confusion may arise from the "documentation," a double-sided 8 1/2×11-inch sheet of paper with about half of one side actually used for game instructions. The brevity of the "manual" may have been a misguided attempt to have players figure everything out for themselves. Vampire Empire needs much better documentation, lots more programming work, or both.

\$29.95, color. Digitek, 10415 N. Florida Avenue, Suite 410, Tampa, FL 33612. (813) 933-8023.

## LEATHERNECK


**Leatherneck** casts you in the role of a U.S. marine landing on a beachhead and fighting your way inland. Four can play, using Michtron's optional adapters to connect four joysticks to the ST's two joystick ports. Your marines are viewed from above and move across a vertically scrolling landscape. Various objects afford cover from enemy gunfire, which is intense. Huge numbers of enemy soldiers come at you from the front, and you must deal with gun emplacements firing from concrete blockhouses.

Your marine has three weapons available. Chief among these is the heavy machine gun, which has a range greater than the guns carried by the enemy soldiers. You can blast them before they can get close enough with their guns or grenades. The second weapon is a light machine gun which is virtually worthless, since you must get very close to an enemy soldier before it will work.

Lastly, you carry grenades which can only be thrown forward. This is awkward because they are the only weapon effective against gun emplacements which can fire at you from behind.

The **Leatherneck** graphics are colorful and realistic, and the digitized

sound effects are chilling. Unfortunately, games tend to be very short, because enemy forces quickly become overwhelming and you get only three lives. The odds are better when playing with friends, although you



must be careful not to shoot each other.

\$39.95, color. Microdeal (Michtron), 576 S. Telegraph, Pontiac, MI 48053. (312) 334-5700.

## INTO THE EAGLE'S NEST

**Into the Eagle's Nest** puts you in the role of a soldier invading the Nazi fortress known as the Eagle's Nest. Your mission is to rescue three Allied saboteurs and generally create as much havoc as possible. You're armed with a rifle and plenty of ammunition. Along the way, you'll need to pick up additional ammo, elevator passes, cell keys and other objects to aid in the search and rescue operation.

You control the hero with your joystick. The game is viewed from above as your soldier moves through a colorful, scrolling maze of walls and other obstacles. The most frequently encountered obstacles are enemy soldiers, who move toward you mindlessly and get in each other's way. Press the fire button to shoot the enemy. Meanwhile, they try to touch you and, if you are touched 50 times, the game is over.

Strewn about the castle are first aid kits which will reduce the number of times you have been hit. You must keep a sharp lookout for additional ammunition, because you'll use it up at an alarming rate. Sometimes it's better to run from enemy soldiers than

*Moving?*  
**Don't forget us!**

Fill  
in  
coupon  
and  
mail  
to:

Antic, P.O. Box 1919  
Marion, OH 43306

I am also a start subscriber.

New  
Address

Name

Address

City

State

Zip

place current mailing label here

to shoot it out. You can shoot open treasure chests if you have ammunition to spare—sometimes there are valuable artifacts inside. But be careful not to shoot a chest full of dynamite and end the game immediately. To win, you must rescue the three saboteurs. This is no easy task.

Into the Eagle's Nest is easy to play and features good graphics. You will probably need to map your way because the castle has several floors, each with many rooms. You can expect to play a long time before you master this game.

\$39.95, color. (Doesn't work on Mega.)  
Mindscape, Inc., 3444 Dundee Road,  
Northbrook, IL 60062. (800) 221-9884.

## INDIANA JONES: TEMPLE OF DOOM

**Indiana Jones and the Temple of Doom** is an adventure/arcade game in which you must use a joystick to guide the hero through three increasingly difficult scenarios to achieve a variety of goals, culminating in recovering the three stones of Sankara from the Pankot Palace. On the way you must deal with enemy guards, traps, cobras and the evil High Priest, Mola Ram. The game is fun, but extremely frustrating.

*Rescue the kidnapped children,  
recover the stones of Sankara and  
defeat Mola Ram, the high priest—  
just like the movie.*

As in the movie, the children of the village of Mayapore have disappeared, as have the three stones which brought prosperity to the village. You must rescue the children, recover the stones and defeat Mola Ram.

As the game begins, Indiana Jones is standing outside the mine tunnels. You have the choice of entering one of three mine shafts, labeled Easy, Medium and Hard. The inside of the caves consists of flat plateaus connected by ladders and it's easy to get

lost in the maze. At various places there are children locked in cages, whom Indy can free by using his trusty bullwhip on the cage.

You can also use the whip on bats, cobras and guards, although it merely stuns the guards—but you can eliminate future threats by knocking a stunned guard over the ledge. Mola Ram also pops up occasionally and throws fireballs—*tracking* fireballs, no less. You can whip the fireball or Mola Ram. Being touched by any of these dangers uses up a life and sends you back to an earlier place in the cave.

Eventually you'll locate the entrance to the mine tunnels, and thus begins the most difficult portion of the game. You must guide your mine car down the rails to reach the Temple of Doom. Missing sections of track, obstacles and cars full of guards all stand in your way. One wrong move and the game is over. You can accelerate and slow down, steer the car and even tilt it up on two wheels.

At the Temple of Doom, Indy must negotiate the drawbridge over the lava pits to recover the first stone. If he's successful, it's back to the first level for two more trips through the game until all three stones are recovered—at which time Indy can win by escap-

ing across the rope bridge. Of course, Mola Ram will be throwing fireballs for all he's worth.

The graphics and sound are adequate and Indy is easy to control, but you can't pause or save a game. And the biggest problem is that the game may not be interesting enough to hold your attention.—DAVID PLOTKIN ▲

\$49.95, color. Mindscape, 3444 Dundee Road, Northbrook, IL 60062. (312) 480-7667.

# SOFTWARE DISCOUNTERS OF AMERICA



For Orders Only — 1-800-225-7638  
 PA Orders — 1-800-223-7784  
 Customer Service 412-361-5291

- Free shipping on orders over \$100 in continental USA
- No Surcharge for VISA/MasterCard
- Your card is not charged until we ship

<b>ABACUS BOOKS</b>	
ST Disk Drives	\$19
ST Gem Prog. Ref.	\$15
ST Graphics & Sound	\$15
ST Internals	\$15
ST 3-D Graphics	\$19
ST Tricks & Tips	\$15
<b>ACADEMY</b>	
Typing Tutor ST	\$23
<b>ACCESS</b>	
Leader Board Golf ST	\$25
Leader Board Golf & Tourn. Disk(D)	\$9.88
Tenth Frame ST	\$25
Triple Pack: BH1, BH2, Raid Over Moscow (D)	\$14
<b>ACCOLADE</b>	
Bubble Ghost ST	\$23
Hardball ST	\$25
Mini Putt ST	Call
Pinball Wizard ST	\$23
Test Drive ST	\$25
<b>ACTIVISION</b>	
Cross Country	
Road Race (D)	\$9.88
Ghostbusters (D)	\$9.88
Music Studio ST	\$33
Music Studio (D)	\$23
Pitfall/Demon Attack (D)	\$9.88
<b>AEGIS</b>	
Animator ST	\$44
Art Pak#1 ST	\$19
<b>AMERICAN EDUCATION</b>	
Biology (D)	\$12
Grammar (D)	\$12
Science (D)	Call
U.S. Geography (D)	\$12
U.S. History (D)	\$12
Vocabulary (D)	\$12
World History (D)	\$12
<b>ANTIC</b>	
Base Two ST	\$39
Cyber Paint 2.0 ST	\$49
Cyber Studio ST	\$59
Flash ST	\$19
Phasar 3.0 ST	\$59
Spectrum 512 ST	\$44
3D Breakthru ST	\$25
<b>ARTWORX</b>	
Bridge 5.0 ST	\$23
Cycle Knight (D)	\$14
Linkword French (D)	\$16
Linkword French 1 or 2 ST	\$19 Ea.
Linkword German (D)	\$16
Linkword Russian ST	\$19
Linkword Spanish (D)	\$16
Linkword Spanish ST	\$19
Strip Poker (D)	\$21
Strip Poker ST	\$25
Female Data Disk 1(D)	\$14
Male Data Disk 2(D)	\$14
Female Data Disk 3(D)	\$14
Female Data Disk#4 ST	\$14
Female Data Disk#5 ST	\$14
<b>AVALON HILL</b>	
Spitfire '40 (D)	\$23
Spitfire '40 ST	\$23
<b>AVANTE GARDE</b>	
PC Ditto ST	Call
<b>BATTERIES INCLUDED</b>	
Degas Elite ST	\$39
Thunder: Writers Assistant ST	\$26
<b>BAUDVILLE</b>	
Award Maker Plus ST	\$25
Blazing Paddles (D)	\$23
Rainy Day Games (D)	\$19
Video Vegas ST	\$23
Video Vegas (D)	\$19

<b>BRODERBUND</b>	
Karateka (D)	\$9.88
Loderunner (D)	\$9.88
Print Shop (D)	\$26
Print Shop Graphics Library#1, #2, #3 (D)	\$16. Ea.
P.S. Companion 64K (D)	\$23
Super Bike Challenge ST	\$14
<b>CENTRAL POINT</b>	
Copy 2 ST	\$23
<b>CINEMAWARE</b>	
Defender of the Crown ST	\$33
S.D.I. ST	\$33
<b>DATA EAST</b>	
Ikari Warriors ST	\$25
Karnov ST	\$25
Lock On ST	\$25
Platoon ST	Call
Speed Buggy ST	\$25
<b>DATASOFT</b>	
Alternate Reality:	
The City (D)	\$19
The City ST	\$26
The Dungeon (D)	\$26
Battle Droidz ST	Call

Marble Madness ST	\$26
Mavis Beacon Teaches Typing ST	\$32
Music Const. Set ST	\$32
Roadwars ST	\$21
Rockford ST	\$21
Scrabble ST	\$26
Scruples ST	\$26
Star Fleet 1 ST	\$35
<b>EPYX</b>	
Ballblazer 64K (D)	\$6.88
Battleship ST	Call
Boulder Dash Const. Kit (D) or ST	\$14
California Games ST	\$33
Champ. Wrestling ST	\$14
Dive Bomber ST	Call
Dragonriders of Pern(D)	\$6.88
Final Assault ST	\$33
Impossible Mission 2 ST	Call
Metrocross ST	\$16
Pitstop 1 or 2(D)	\$6.88 Ea.
Spy vs. Spy 3: Arctic Antics (D)	\$14
Street Cat ST	\$16

<b>ICD</b>	
PR Connection	\$59
Rambo XL	\$29
<b>US Doubler:</b>	
with Sparta DOS	\$49
without Sparta DOS	\$29
<b>INTERSECT</b>	
Interlink ST	\$25
ISD	Call
Masterplan ST	\$59
ST Account 2.0 ST	\$89
Vip Professional ST	\$95
<b>LDW</b>	
Basic Compiler 2.0 ST	\$59
Club Backgammon ST	\$23
Vegas Craps ST	\$23
Vegas Gambler ST	\$23
<b>MASTERIRONIC</b>	
Action Biker (D)	\$4.88
Chopper X ST	\$14
Ninja (D)	\$4.88
Ninja Mission ST	\$14
Speed King (D)	\$4.88
The Last V8 (D)	\$4.88
Vegas Poker &	Call

<b>MICROPROSE</b>	
F15 Strike Eagle (D)	\$23
F15 Strike Eagle ST	\$25
Gunship ST	\$33
Silent Service (D)	\$23
Silent Service ST	\$25
<b>MINDSCAPE</b>	
Balance of Power ST	\$33
Blockbuster ST	\$25
Bop & Wrestle 64K (D)	\$19
Captain Blood ST	\$33
De Ja Vu ST	\$33
*Deeper Dungeons (D)	\$16
Gauntlet ST	\$33
Gauntlet 64K (D)	\$23
Harrier Combat Sim. ST	\$33
Indiana Jones & The Temple of Doom ST	\$33
Infiltrator 64K (D)	\$19
Into the Eagle's Nest ST	\$25
Paperboy ST	Call
Road Runner ST	\$33
Shadowgate ST	\$33
Super Star Hockey ST	\$33
Uninvited ST	\$33

<b>SIERRA</b>	
Black Cauldron ST	\$25
King's Quest 1, 2, or 3 ST	\$33 Ea.
Leisure Suit Larry ST	\$25
Mixed-Up Mother Goose ST	\$19
Police Quest ST	\$33
Space Quest 1 or 2 ST	\$33 Ea.
Winnie the Pooh ST	\$16
<b>SIMON &amp; SCHUSTER</b>	
Star Trek ST	\$25
<b>SOFTLOGIC</b>	
Font Disk #1 or #2 ST	\$19 Ea.
Publishing Partner ST	\$59
Publishing Partner Professional ST	\$129
<b>SOFTREK</b>	
Turbo ST	\$33
<b>SPRINGBOARD</b>	
Certificate Maker ST	\$25
C.M. Library#1 ST	\$19
Newsroom 64K (D)	\$33
<b>SSI</b>	
Advanced Dungeons & Dragon: Heroes of the Lance ST	
Lance ST	\$26
Phantasia 1, 2 or 3 ST	\$26
Rings of Zilfin ST	\$26
Roadwar Europa ST	\$29
Roadwar 2000 ST	\$26
Stellar Crusade ST	\$39
War Game Const. Set (D)	\$19
War Game Const. Set ST	\$23
Wizard's Crown (D) or ST	\$26
<b>SUBLOGIC</b>	
Flight Sim. 2 (D) or ST	\$33 Ea.
F.S. Scenery Disks	Call
<b>THREE SIXTY</b>	
Dark Castle ST	\$25
Warlock ST	\$23
<b>THUNDER MOUNTAIN</b>	
Tau Ceti: The Lost Star Colony ST	
Star Colony ST	\$9.88
Top Gun ST	\$9.88
Winter Challenge ST	\$9.88
Wizball ST	\$9.88
<b>TIMETWORKS</b>	
Data Manager ST	\$49
Desktop Publisher ST	\$87
Partner ST	\$33
Swiftcalc ST	\$49
Word Writer ST	\$49
<b>UNICORN</b>	
Decimal Dungeon ST	\$23
Fracton Action ST	\$23
Math Wizard ST	\$23
Read & Rhyme ST	\$23
<b>UNISON WORLD</b>	
Art Gallery: Fantasy ST	\$19
Art Gallery 1 or 2 ST	\$19 Ea.
Print Master Plus ST	\$25
P.M. Fonts & Borders ST	\$23
<b>VERSASOFT</b>	
dB Man V4.0 ST	\$149
<b>MARK WILLIAMS</b>	
C Source Dedugger ST	\$44
Mark Williams C ST	\$119
<b>WORD PERFECT</b>	
WP Word Processor ST	\$199
<b>ACCESSORIES</b>	
Bonus 5 1/4 SS, DD	\$4.99 BX
Bonus 5 1/4 DS, DD	\$5.99 BX
Compuserve Starter Kit	\$19
Disk Drive Cleaner	\$6.88
Down Jones Starter Kit	\$19
Epyx 500 XJ Joystick	\$14
Indus GT Drive	Call
Supra Hard Drives	Call
Wico Bat Handle	\$17
Wico Ergostick	\$19



for the ATARI ST!

As captain of Russia's newest state-of-the-art sub your goal is to cross the Atlantic and rendezvous with the American navy. The Russians are after you and will do anything they can to keep your boat from falling into U.S. hands—even sink you if necessary.

Maps, sonar sweeps, periscope and recognition charts make your escape easier, but using them may also give away your position. Some tough decisions will be yours as you become more proficient in submarine captaincy.



Our Discount Price \$32

Bismarck ST	\$26
Global Commander ST	\$26
Hunt for Red October ST	\$32
Tomahawk 64K (D)	\$21
Video Title Shop 64K (D)	\$21
<b>DAVIDSON</b>	
Math Blaster (D)	\$32
Spell It (D)	\$32
Word Attack (D)	\$32
<b>ELECTRONIC ARTS</b>	
Software Classic Series:	
Archon 2 (D)	\$9.88
Lords of Conquest (D)	\$9.88
Movie Maker (D)	\$9.88
Music Const. Set (D)	\$9.88
Pinball Const. Set (D)	\$9.88
Seven Cities of Gold (D)	\$9.88
Super Boulder Dash (D)	\$9.88
<b>ELECTRONIC ARTS</b>	
Alien Fires ST	\$26
Arcticfox ST	\$29
Bard's Tale ST	\$32
Chessmaster 2000 (D)	\$26
Chessmaster 2000 ST	\$29
Empire ST	\$32
Lords of Conquest ST	\$14

Jackpot(D)	\$4.88
<b>MICHRON</b>	
Airball ST	\$25
Airball Const. Set ST	\$16
GFA Artist ST	\$49
GFA Basic Book ST	\$25
GFA Basic Int. ST	Call
GFA Basic Compiler ST	\$39
GFA Companion ST	\$33
Goldrunner 2 ST	\$25
Int'l. Soccer ST	\$25
Juggler ST	\$33
Karate Kid 2 ST	\$25
Latherneck ST	\$25
Master CAD ST	\$129
Slayton ST	\$25
ST Replay	\$69
Stuff ST	\$25
Tanglewood ST	\$25
Time Bandit ST	\$25
Tune Up ST	\$33
<b>MICROLEAGUE</b>	
Baseball (D)	\$25
Baseball 2 ST	\$39
Box Score Stats (D)	\$16
General Manager (D) or ST	\$19
1987 Team Data (D) or ST	\$14

*Requires Gauntlet!	
<b>NEOTRON</b>	
Fontz ST	\$23
Word Up ST	\$49
<b>OMNITREND</b>	
Breach ST	\$25
Breach Scenario Disk ST	\$16
Universe 2 ST	\$33
<b>ORIGIN</b>	
Autoduel (D) or ST	\$33
Moebius ST	\$39
Ultima 3 (D) or ST	\$25
Ultima 4 (D) or ST	\$33
<b>PROGRESSIVE</b>	
Superbase Professional ST	\$189
<b>QMI</b>	
Desk Cart ST	\$69
<b>RAINBIRD</b>	
Black Lamp ST	\$19
Carrier Command ST	\$29
Guild of Thieves ST	\$29
Jinxer ST	\$25
Starglider 2 ST	\$29
The Pawn ST	\$19
Universal Military Simulator ST	\$33

P.O. BOX 111327 — DEPT. AT — BLAWNOX, PA 15238


\*Please Read The Following Ordering Terms & Conditions Carefully Before Placing Your Order: Orders with cashiers check or money order shipped immediately on in stock items! Personal & Company checks, allow 3 weeks clearance. No C.O.D.'s! Shipping: Continental U.S.A.-Orders under \$100 add \$3; free shipping on orders over \$100. AK, HI, FPO, APO-add \$5 on all orders. Canada & Puerto Rico-add \$10 on all orders. Sorry, no other International orders accepted! PA residents add 6% sales tax on the total amount of order including shipping charges. CUSTOMER SERVICE HOURS: Mon-Fri. 9 AM-5:30 PM Eastern Time. REASONS FOR CALLING CUSTOMER SERVICE—412-361-5291 (1)Status of order or back order (2)if any merchandise purchased within 60 days from S.D.of A. is defective, please call for a return authorization number. We will not process a return without a return auth. #! Defective merchandise will be replaced with the same merchandise only. Other returns subject to a 20% restocking charge! After 60 days from your purchase date, please refer to the warranty included with the product purchased & return directly to the manufacturer. Customer service will not accept collect calls or calls on S.D.of A.'s 800# order lines! Prices & availability are subject to change! New titles are arriving daily! Please call for more information. NEW, MORE CONVENIENT ORDER LINE HOURS: Mon-Thurs. 8:30 AM-7:00 PM Fri. 8:30 AM-5:30 PM Sat. 10:00 AM-4:00 PM Eastern Time.



# Lycy Computer Marketing & Consultants

Air orders processed within 24 hours.

## Lycy Means Total Service.



Mark "Mac" Bowser, Sales Manager

I would personally like to thank all of our past customers for helping to make Lycy Computer one of the largest mail order companies and a leader in the industry. Also, I would like to extend my personal invitation to all computer enthusiasts who have not experienced the services that we provide. Please call our trained sales staff at our toll-free number to inquire about our diverse product line and weekly specials.

First and foremost our philosophy is to keep abreast of the changing market so that we can provide you with not only factory-fresh merchandise but also the newest models offered by the manufacturers at the absolute best possible prices. We offer the widest selection of computer hardware, software and accessories.

Feel free to call Lycy if you want to know more about a particular item. I can't stress enough that our toll-free number is not just for orders. Many companies have a toll-free number for ordering, but if you just want to ask a question about a product, you have to make a toll call. Not at Lycy. Our trained sales staff is knowledgeable about all the products we stock and is happy to answer any questions you may have. We will do our best to make sure that the product you select will fit your application. We also have Saturday hours — one more reason to call us for all your computer needs.

Once you've placed your order with Lycy, we don't forget about you. Our friendly, professional customer service representatives will find answers to your questions about the status of an order, warranties, product availability, or prices.

Lycy Computer stocks a multimillion dollar inventory of factory-fresh merchandise. Chances are we have exactly what you want right in our warehouse. And that means you'll get it fast. In fact, orders are normally shipped within 24 hours. Free shipping on prepaid orders over \$50, and there is no deposit required on C.O.D. orders. Air freight or UPS Blue/Red Label shipping is available, too. And all products carry the full manufacturers' warranties.

I can't see why anyone would shop anywhere else. Selection from our huge in-stock inventory, best price, service that can't be beat—we've got it all here at Lycy Computer.

**TO ORDER, CALL TOLL-FREE: 1-800-233-8760**

**New PA Wats: 1-800-233-8760**

**Outside Continental US Call: 1-717-494-1030**

Hours: 9AM to 8PM, Mon. - Thurs.

9AM to 6PM, Friday — 10AM to 6PM, Saturday

For Customer Service, call 1-717-494-1670,

9AM to 5PM, Mon. - Fri.

Or write: Lycy Computer, Inc.

P.O. Box 5088, Jersey Shore, PA 17740



**C.O.D. Risk-Free Policy:** • full manufacturers' warranties • no sales tax outside PA • prices show 4% cash discount; add 4% for credit cards • APO, FPO, international: add \$5 plus 3% for priority • 4-week clearance on personal checks • we check for credit card theft • sorry, compatibility not guaranteed • return authorization required • due to new product guarantee, return restrictions apply • price/availability subject to change • prepaid orders under \$50 in Continental US, add \$3.00

### ATARI® 520 ST-FM Computer



- Built-in Drive

ONLY **\$459<sup>95</sup>**

### ATARI® 520 ST-FM Color System

Internal drive included




**\$749<sup>95</sup>**

### INDUS

#### GTS-100

- Atari ST Drive
- 3.5" DSDD



**\$195<sup>95</sup>**

### ATARI® 130 XE System

Includes:

- 130 XE Computer
- 551 Drive



**\$299<sup>95</sup>**

### HEADSTART COLORSYSTEM

- plug in and use immediately
- IBM-XT compatible
- 2-360K Drives
- Free 1-year limited warranty



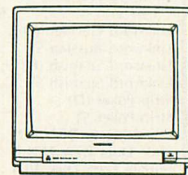
**\$989<sup>95</sup>**

- Hi Res color monitor included!

### MAGNAVOX

#### CM-8502

- Composite Color
- Green Text Switch
- Speaker



• Suggested Use 130 XE

**\$179<sup>95</sup>**

### ATARI® HARDWARE

520 RGB .....	\$749.95
520 Mono .....	\$599.95
520 Keyboard .....	\$459.95
130 XE .....	\$135.95
GTS 100 Drive .....	\$195.95

### JOYSTICKS

Tac 3 .....	\$9.95
Tac 2 .....	\$10.95
Tac 5 .....	\$12.95
Boss .....	\$11.99
3 Way .....	\$19.99
Winner 909 .....	\$24.95
Wic IBM/AP .....	\$29.95
I Controller .....	\$13.95
Epyx 500XJ .....	\$13.95
Kraft KCIII AP/PC .....	\$16.95

# 1-800-233-8760





### NX-1000

- 144 cps Draft
- 36 cps NLQ
- EZ Font Panel Control


**\$165<sup>95\*</sup>**

*\*w/cable purchase*

**NX-1000 Rainbow Color Printer \$225.95**

## SEIKOSHA

### SP-180Ai



- 100 cps Draft
- 20 cps NLQ
- Std, Par, and IBM Graphic Compatible

*Quantities Limited*


**\$125<sup>95</sup>**

## Panasonic

Office Automation



### 1080i Model II



- 150 cps Draft Mode
- NLQ Mode
- Friction & Tractor Feed

**\$159<sup>95</sup>**

*(2-Year Warranty)*

# PRINTERS



NX-1000	.....	\$165.95*
NX-1000 Color	.....	\$225.95
NX-15	.....	\$289.95
NR-10	.....	\$319.95
NR-15	.....	\$419.95
NB-15 24 Pin	.....	\$669.95
NX-2400	.....	\$309.95
NB24-10 24 Pin	.....	\$399.95
NB24-15 24 Pin	.....	\$545.95
Laser 8	.....	\$1759.95
ND-15	.....	\$349.95
NL-10	.....	\$149.95

*\*w/cable purchase*

## Toshiba

321SL	.....	\$489.95
341 SL	.....	\$659.95
P351 Model II	.....	\$899.95
351 SX 400 cps	.....	\$979.95

## SEIKOSHA

SP 180Ai	.....	\$125.95*
SP 1200Ai	.....	\$159.95
SP 1200AS RS232	.....	\$159.95
SL 80Ai	.....	\$289.95
MP5420FA	.....	\$999.95
SP Series Ribbon	.....	\$7.95
SK3000 Ai	.....	\$339.95
SK3005 Ai	.....	\$419.95
SPB 10	.....	\$CALL
SL 130Ai	.....	\$599.95

*\* Quantities Limited*

## BROTHER

M1109	.....	\$159.95
M1509	.....	\$335.95
M1709	.....	\$459.95
Twinwriter 6 Dot & Daisy	.....	\$899.95
M1724L	.....	\$619.95
HR20	.....	\$345.95
HR40	.....	\$559.95
HR60	.....	\$649.95

## EPSON

LX800	.....	\$184.95
FX86E	.....	\$329.95
FX286E	.....	\$424.95
EX800	.....	\$399.95
LQ500	.....	\$339.95
LQ2500	.....	\$789.95
GQ3500	.....	\$LOW
LQ850	.....	\$525.95
LQ1050	.....	\$699.95



### Attention Educational Institutions:

If you are not currently using our educational service program, please call our representatives for details.

## Panasonic

Office Automation



1080i Model II	.....	\$159.95
1091i Model II	.....	\$189.95
1092i	.....	\$299.95
1592	.....	\$375.95
1595	.....	\$419.95
3131	.....	\$289.95
3151	.....	\$459.95
KXP 4450 Laser	.....	\$1649.95
1524 24 Pin	.....	\$529.95
Fax Partner	.....	\$579.95
Optical Scanner	.....	\$859.95

## CITIZEN

120 D	.....	\$149.95
180 D	.....	\$169.95
MSP-10	.....	\$259.95
MSP-40	.....	\$289.95
MSP-15E	.....	\$335.95
MSP-50	.....	\$399.95

## OKIDATA

Okimate 20	.....	\$129.95
Okimate 20 w/cart	.....	\$189.95
180	.....	\$219.95
182	.....	\$209.95
182+	.....	\$225.95
183	.....	\$239.95
292 w/interface	.....	\$449.95
293 w/interface	.....	\$585.95
294 w/interface	.....	\$819.95
393	.....	\$955.95
Fax 6	.....	\$CALL
390	.....	\$479.95
391	.....	\$649.95
320	.....	\$345.95
321	.....	\$445.95

*Interfacing available for IBM C 64, Apple and Atari*

## ATARI

**Access:**

Triple Pack	.....	\$11.95
Leader Board Pack	.....	\$9.99

**Activision:**

Music Studio	.....	\$19.95
Solid Gold Vol.#1	.....	\$10.95

**Batteries Included:**

Paperclip 80 Col	.....	\$31.95
------------------	-------	---------

**Broderbund:**

Print Shop	.....	\$25.95
Print Shop Compan.	.....	\$22.95
Graphic Lib. I, II, III	.....	\$13.95
Bank St. Writer	.....	\$27.95

**Electronic Arts:**

Pinball Con Set	.....	\$8.95
Lords of Conquest	.....	\$8.95
Starfleet I	.....	\$32.95
Chess Master 2000	.....	\$25.95
Music Con Set	.....	\$8.95
Super Boulderdash	.....	\$8.95
One on One	.....	\$8.95

**Microleague:**

Microleag. Baseball	.....	\$22.95
General Manager	.....	\$16.95
Stat Disk	.....	\$13.95
'87 Team Disk	.....	\$13.95

**Microprose:**

Conflict in Vietnam	.....	\$22.95
F-15 Strike Eagle	.....	\$19.95
Kennedy Approach	.....	\$13.95

## ATARI ST

**Access:**

Leader Board	.....	\$22.95
Tournament #1	.....	\$11.95
10th Frame	.....	\$22.95

**Activision:**

Champion. Baseball	.....	\$22.95
GFL Football	.....	\$22.95
Music Studio	.....	\$27.95
GBA Basketball	.....	\$22.95
Beyond Zork	.....	\$28.95
Zork Trilogy	.....	\$27.95

**Broderbund:**

Superbike Challenge	.....	\$11.95
---------------------	-------	---------

**Electronic Arts:**

Arctic Fox	.....	\$25.95
Starfleet I	.....	\$32.95
Chess Master 2000	.....	\$25.95
Gridiron	.....	\$32.95
Marble Madness	.....	\$23.95

**Epyx:**

Sub Battle Simulator	.....	\$22.95
World Games	.....	\$22.95
Wrestling	.....	\$11.95
Winter Games	.....	\$11.95

**Firebird:**

Pawn	.....	\$13.95
Starglider	.....	\$25.95
Golden Path	.....	\$11.95
Guild of Thieves	.....	\$25.95
Tracker	.....	\$11.95

## ATARI ST

**Microleague:**

Microleague Baseball	.....	\$33.95
General Manager	.....	\$16.95
Wrestling	.....	\$25.95

**Microprose:**

Silent Service	.....	\$22.95
F-15 Strike Eagle	.....	\$24.95
Gunship	.....	\$28.95

**Strategic Simulations:**

Phantasie	.....	\$22.95
Phantasie II	.....	\$22.95
Wargame Con. Set	.....	\$19.95
Phantasie III	.....	\$22.95

**Sublogic:**

Flight Simulator II	.....	\$30.95
Scenery Disk	.....	\$14.95

**Timeworks:**

Wordwriter ST	.....	\$44.95
Partner ST	.....	\$27.95
Data Manager ST	.....	\$44.95

**Unison World:**

Art Gallery 1 or 2	.....	\$14.95
Print Master	.....	\$19.95
Fonts & Borders	.....	\$17.95
Art Gallery Fantasy	.....	\$13.95

## Monitors

### Thomson:

230 Amber TTL/12"	.....	\$69.95*
4120 CGA	.....	\$199.95
4160 CGA	.....	\$199.95

### Blue Chip:

BCM 12" Green TTL	.....	\$64.95
BCM 12" Amber TTL	.....	\$69.95

### NEC

Multisync II	.....	\$589.95
--------------	-------	----------

### Magnavox:

BM7652	.....	\$79.95
BM7622	.....	\$79.95
7BM-613	.....	\$79.95
7BM-623	.....	\$79.95
CM8502	.....	\$179.95
CM8505	.....	\$199.95
9CM-053	.....	\$CALL
CM8762	.....	\$245.95
8CM-515	.....	\$259.95
CM9043	.....	\$CALL
8CM-873	.....	\$499.95

## Modems

### Avatex:


1200e	.....	\$65.95
1200i PC Card	.....	\$65.95
1200p	.....	\$89.95
1200hc Modem	.....	\$79.95*
2400	.....	\$149.95
2400i PC Card	.....	\$139.95

*\*w/cable purchase*

### Hayes:

Smartmodem 300	.....	\$139.95
Smartmodem 1200	.....	\$279.95
Smartmodem 2400	.....	\$419.95

## Avatex<sup>TM</sup> 1200E

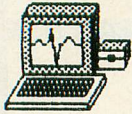


**\$65<sup>95</sup>**



*We stock over 3,000 software titles!*

**Join the thousands who shop Lyco and Save**



An incredible simulation

## Cardiac Arrest!

Complete with binder and manual for \$69

There's nothing like Cardiac Arrest! You interpret the history, on-screen EKG, lab data, and vital signs, then give treatment orders in plain English. Doctors and nurses use it to train and certify as ACLS (Advanced Cardiac Life Support) providers, yet the excellent manual allows computer buffs to enjoy it as a challenging medical adventure. Caution: requires brain cells. IBM, Apple II+/Ic/e, Atari ST, Atari XL/E.

*"impressive and amazingly complete" Antic, May 1987*  
*"both highly educational and fun to play" ST World, May 1987*

Other software: ACLS Protocols, \$29. EKG Teaching, \$29. CardioQuiz, \$19. Blood Gases, \$24. QuizPlus, \$29. Demo, \$7. Ask about the ACLS Package (includes Cardiac Arrest!) for \$109. Order direct!

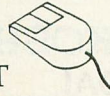
### Mad Scientist Software

2063 N. 820 W., Pleasant Grove, UT 84062  
Visa/MC orders call 801-785-3028

Education by mouse . . .

## Quiz Plus

\$29 for Atari ST



QuizPlus is a 100% mouse-driven quiz and tutorial administering program. The PLUS: QuizPlus can mix DEGAS-format graphics into your presentation or quiz.

In minutes, you easily convert your pre-existing quiz or text files for use with QuizPlus, using a standard word-processor. If you want, add a few DEGAS-format pictures or diagrams. Your quiz becomes a colorful computer-education program!

See it at your Atari dealer,  
or order direct from:

**Mad Scientist Software**  
2063 North 820 West, Pleasant Grove, UT 84062.  
VISA/MC orders call 801-785-3028.

## COMING NEXT MONTH

in the November 1988

ANTIC

Dr. Brilliant's  
**INCREDIBLE ATARI  
BRAIN TRANSPLANTS!**  
The Complete Guide  
to 8-Bit Memory Upgrades

Lightspeed C  
Ratcliff's review (and programs)

Enhanced Data-X, Rev. B

Beautiful screen docs  
printed out effortlessly

Antic Disassembler:  
Super Disk Bonus

RAM disk Protector type-in



## THE CONVERTER

It's Here! \$19.95

Convert icons from *PRINTSHOP(tm)* to *AWARDWARE(tm)* graphics or seals, to *PRINTPOWER(tm)* or to *NEWSROOM(tm)* format. *THE CONVERTER(tm)* also allows Awardware & Printpower to be converted for use with Newsroom. *THE CONVERTER* also includes an editor to make your own Awardware, Printpower or Newsroom clipart (not photos). Also ready in mid-Sept a new PS utility disk with nearly a dozen features. Our PS catalog now has more than 5000 icons/fonts/etc. Send SASE (45cents for full catalog 25 for program details). Add \$2 shipping for *THE CONVERTER*, \$3 Canada/Mex, \$5 other countries. We accept VISA/MC (add 4%), check/MC (US funds on US bank), CCO (US only add \$3). Hrs. 11am-7pm central.

### NO FRILLS SOFTWARE

800 East 23rd St. KEARNY, N.E. 68847  
(308) 234-6250 Mon Sat.

## THE AMAZING NEW VOICE MASTER Jr.

**Turns your COMPUTER INTO A TALKING AND LISTENING SERVANT**

\$39.95



Get speech output and voice recognition in ONE product. Voice Master Jr. is easy

to use with new commands added to BASIC. A music bonus lets you write and compose by whistling the tune! Unlimited uses for fun, education, practical applications. Demo programs included. Price only \$39.95 including software and manual. A Patented price/performance breakthrough!

TO ORDER BY MAIL include \$4 shipping & handling (\$6 Canada, \$12 overseas) per order. Visa, MasterCard phone orders accepted. Available for C64/128 and Atari 800/800XL/130XE. Specify when ordering. 30 day money back guarantee, one year warranty. Other enhanced voice I/O systems are available for Commodore, Apple, and IBM computers.



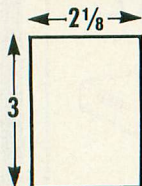
Call or write today for FREE Product Catalog  
**COVOX INC.** (503) 342-1271  
675 Conger St., Eugene, Oregon 97402



## SHOPPERS MARKET DISPLAY ADVERTISING

Antic Rates

B/W 1X	450.
B/W 3X	850.
B/W 6X	1525.



Have your ad displayed  
with other industry advertisers

CONTACT

(415) 957-0886



## TIRED OF TYPING? BUGGED BY DEBUGGING?

GET ALL THE PROGRAMS WITH ANTIC ON DISK!

MORE THAN 40% OFF REGULAR PRICE!

ANTIC'S MAGAZINE DISK ONLY \$5.95

(plus 2.00 shipping and handling)

FOR SAME DAY SERVICE CALL

(415) 957-0886 between 8am and 3pm

Ask for the DISK DESK.

Use your Visa or Mastercard.

Or send check or money order to:

ANTIC PUBLISHING

544-2ND ST.

SAN FRANCISCO, CA 94107

**Free!** This Month's Antic Disk FREE—when you call toll-free to (800) 234-7001 and order your new or upgraded Antic Magazine/Disk subscription for just \$59.95! VISA or Mastercard only.

# SOFTWARE LIBRARY

▶ **LEARN RUSSIAN CHEMISTRY VOCABULARY—OR ANYTHING ELSE!**  
QUIZZER . . . . . 67

▶ **FULL 80-COLUMN GRAPHICS DISPLAY FOR 8-BIT**  
FIRST XEP80 SLIDE SHOW . . . . . 70

▶ **POWER TOOL FOR STAINED-GLASS DESIGNERS**  
POLYHEDRON DESIGNER . . . . . 72

▶ **GAME OF THE MONTH**  
THE SEVEN SKULLS . . . . . 75

▶ **ATARI FINDS YOUR BEST INVESTMENT DEAL**  
BOND BROKER . . . . . 76

▶ **LIGHTING-FAST COMMAND FINDER**  
ACTION! TOOLBOX . . . . . 77

TYPING SPECIAL ATARI CHARACTERS . . . . . 66

HOW TO USE TYPO II . . . . . 67

**DISK SUBSCRIBERS:** Programs for 8-bit Atari computers can be used immediately. Just follow instructions in the accompanying magazine articles. ST Owners: See monthly disk's ST Help File for instructions on how to transfer programs to 3-1/2 inch disk.

**DOS COMPATIBILITY:** All 8-bit programs published by Antic are tested to work with Atari Disk Operating System (DOS) 2.0S and 2.5—not with the incompatible DOS 3.0. DOS 2.0S is available on each Antic Monthly Disk. Copy the DOS.SYS and DUP.SYS files.

No part of this publication may be reproduced, stored in a retrieval system, or transmitted, in any form or by any means, electronic, mechanical, photocopying, recording or otherwise, without the prior written permission of the publisher.

# TYPING SPECIAL ATARI CHARACTERS

Antic printed program listings leave a small space between each Atari Special Character for easier reading. Immediately below you will see the way Antic prints all the standard Atari letters and numbers, in upper and lower case, in normal and inverse video.

**ABCDEFGHIJKLMN OPQRSTUVWXYZ**  
**ABCDEFGHIJKLMN OPQRSTUVWXYZ**  
**abcdefghijklmnopqrstu vwxyz**  
**abcdefghijklmnopqrstu vwxyz**  
**0123456789**                      **0123456789**

The Atari Special Characters and the keys you must type in order to get them are shown in the two boxes below.

NORMAL VIDEO				INVERSE VIDEO			
FOR THIS	TYPE THIS	FOR THIS	TYPE THIS	FOR THIS	TYPE THIS	FOR THIS	TYPE THIS
CTRL ,		CTRL S		CTRL X		CTRL X	
CTRL A		CTRL T		CTRL Y		CTRL Y	
CTRL B		CTRL U		CTRL Z		CTRL Z	
CTRL C		CTRL V		ESC		SHIFT	
CTRL D		CTRL W		DELETE		DELETE	
CTRL E		CTRL X		ESC		SHIFT	
CTRL F		CTRL Y		INSERT		INSERT	
CTRL G		CTRL Z		ESC		CTRL	
CTRL H		ESC ESC		TAB		TAB	
CTRL I		ESC CTRL -		ESC		ESC	
CTRL J		ESC CTRL =		CTRL		CTRL	
CTRL K		ESC CTRL +		TAB		TAB	
CTRL L		ESC CTRL *		ESC		ESC	
CTRL M		CTRL .		SHIFT		SHIFT	
CTRL N		CTRL ;		TAB		TAB	
CTRL O		SHIFT =		CTRL .		CTRL .	
CTRL P		ESC SHIFT		CTRL ;		CTRL ;	
CTRL Q		CLEAR		CTRL =		CTRL =	
CTRL R		ESC DELETE		CTRL *		CTRL *	
		ESC TAB		ESC CTRL 2		ESC CTRL 2	
				ESC		ESC	
				CTRL		CTRL	
				DELETE		DELETE	
				ESC		ESC	
				CTRL		CTRL	
				INSERT		INSERT	

Whenever the CONTROL key (CTRL on the 400/800) or SHIFT key is used, *hold it down* while you press the next key. Whenever the ESC key is pressed, *release it* before you type the next key.

Turn on inverse video by pressing the Reverse Video Mode Key . Turn it off by pressing it a second time. (On the 400/800, use the Atari Logo Key instead.)

Among the most common program typing mistakes are switching certain capital letters with their lower-case counterparts—you need to look especially carefully at P, X, O and 0 (zero).

Some of Atari Special Characters are not easy to tell apart from standard alpha-numeric characters. Usually the Special Characters will be boxed. Compare the two sets of characters below:

SPECIAL		STANDARD	
CTRL F	CTRL F	/	/
CTRL G	CTRL G	\	SHIFT +
CTRL N	CTRL N	-	SHIFT -
CTRL R	CTRL R	_	_
CTRL S	CTRL S	+	+

# TYPO II—Proofreading Programs Automatically

TYPO II automatically proofreads **Antic's** type-in BASIC listings for 8-bit Atari computers. It finds the exact line where you made a program typing mistake.

Type in TYPO II and SAVE a copy to disk or cassette. Now type GOTO 32000. When you see the instruction on the screen, type in a single program line **without the two-letter TYPO II code** at the left of the line number. Press the [RETURN] key.

Your line will reappear at the bottom of the screen with a two-letter TYPO II code on the left. If this code is not exactly the same as the line code printed in the magazine, you mistyped something in that line.

To call back any line previously typed, type an asterisk [\*] followed (without in-between spaces) by the line number, then press [RETURN]. When the complete line appears at the top of the screen, press [RETURN] again. This is also the way you use TYPO II to proofread itself.

To LIST your program, press [BREAK] and type LIST. To return to TYPO II, type GOTO 32000.

To remove TYPO II from your program, type LIST "D:FILENAME",0,31999 [RETURN] (Cassette owners LIST "C:"). Type NEW, then ENTER "D:FILENAME"[RETURN](Cassette—ENTER "C:"). Your program is now in memory without TYPO II and you can SAVE or LIST it to disk or cassette.

Don't type the TYPO II Codes!

```

WB 32000 REM TYPO II BY ANDY BARTON
UM 32010 REM VER. 1.0 FOR ANTIC MAGAZINE
HS 32020 CLR :DIM LINE$(120):CLOSE #2:CLS
    SE #3
BN 32030 OPEN #2,4,0,"E":OPEN #3,5,0,"E"
YC 32040 ? "K":POSITION 11,1: ? "TYPO II"
EM 32050 TRAP 32040:POSITION 2,3: ? "Type
    in a program line"
HS 32060 POSITION 1,4: ? " ":INPUT #2:LINE
    $:IF LINE$="" THEN POSITION 2,4:LIST B
    :GOTO 32060
XH 32070 IF LINE$(1,1)="*" THEN B=VAL(LIN
    E$(2,LEN(LINE$))):POSITION 2,4:LIST B:
    GOTO 32060
TH 32080 POSITION 2,10: ? "CONT"
MF 32090 B=VAL(LINE$):POSITION 1,3: ? " ";
  
```

```

NY 32100 POKE 842,13:STOP
CN 32110 POKE 842,12
ET 32120 ? "K":POSITION 11,1: ? "TYPO II"
    ":POSITION 2,15:LIST B
CE 32130 C=0:ANS=C
QR 32140 POSITION 2,16:INPUT #3:LINE$:IF
    LINE$="" THEN ? "LINE ";B;" DELETED":G
    OTO 32050
UV 32150 FOR D=1 TO LEN(LINE$):C=C+1:ANS=
    ANS+(C*ASC(LINE$(D,D))):NEXT D
WJ 32160 CODE=INT(ANS/676)
JW 32170 CODE=ANS-(CODE*676)
EH 32180 HCODE=INT(CODE/26)
BH 32190 LCODE=CODE-(HCODE*26)+65
HB 32200 HCODE=HCODE+65
IE 32210 POSITION 0,16: ? CHR$(HCODE);CHR$
    (LCODE)
UG 32220 POSITION 2,13: ? "If CODE does no
    t match press [RETURN] and edit line a
    bove.":GOTO 32050
  
```

learn russian chemistry vocabulary—or anything else!

## QUIZZER

Article on page 18

### LISTING 1

Don't type the TYPO II Codes!

```

FK 1 REM QUIZZER
OS 2 REM BY ANDREW R. THOMAS
QR 3 REM (c)1988, ANTIC PUBLISHING
HU 10 GOTO 1000
AM 99 REM SUBROUTINES
LC 100 VADRH=INT(VADR/256):VADRL=VADR-VAD
    RH*256
ZM 105 RETURN
PI 200 REM E->R SCREEN
LT 205 POKE 559,0
YB 210 POKE 1700+3,66:POKE 1700+25,194
FL 215 POKE 512,146:POKE 513,6
XA 220 POKE 559,34:RETURN
OB 230 REM R->E SCREEN
LZ 235 POKE 559,0
BU 240 POKE 1700+3,194:POKE 1700+25,66
FR 245 POKE 512,146:POKE 513,6
XG 250 POKE 559,34:RETURN
AG 300 REM ENG FIND
IE 310 WPOS=1
ZM 320 IF PAIR=0 THEN 340
TR 330 FOR IT=1 TO PAIR:WPOS=WPOS+ASC(ENG
    $(WPOS,WPOS))+1:NEXT IT
NK 340 LW=ASC(ENG$(WPOS,WPOS)):W$=ENG$(WP
  
```

```

    OS+1,WPOS+LW):RETURN
MO 400 REM RUS FIND
IF 410 WPOS=1
AH 420 IF PAIR=0 THEN 440
NF 430 FOR IT=1 TO PAIR:WPOS=WPOS+ASC(RUS
    $(WPOS,WPOS))+1:NEXT IT
RZ 440 LW=ASC(RUS$(WPOS,WPOS)):W$=RUS$(WP
    OS+1,WPOS+LW):RETURN
BJ 800 REM DL
AT 805 DATA 112,112,96,194,64,152,7,2,71,
    184,152,66,204,152,112,130,7,2,7,2,7,2
    ,71,228,153,66,248,153
CO 806 DATA 0,2,2,2,65,164,6
HH 809 REM DLI
AG 810 DATA 72,169,224,141,9,212,169,146,
    141,0,2,141,10,212,104,64
CW 1000 REM VARS
YE 1005 DIM EBAR$(7),RBAR$(6),ABAR$(6),OB
    AR$(5),CBAR$(6),PBAR$(6)
JL 1010 DIM ZBAR$(38),NBAR$(38),BAR$(38),
    KBAR$(34),BBAR$(39)
BC 1015 DIM ENG$(10000),RUS$(10000)
PR 1020 DIM W$(19),QW$(19),AW$(19),AN$(1
    9)
    continued on next page
  
```

```

QY 1025 DIM FILE$(14), FILE1$(14)
DA 1030 EBAR$="ENGLISH";RBAR$="RYSSKO";AB
AR$="ANSWER";OBAR$="OTVET"
UG 1031 CBAR$="RIGHT!";PBAR$="PRAVO!"
PY 1032 ZBAR$=" "Load Add
    [and]
JB 1033 NBAR$=" "Load Save Add [ui
Z [and]
GH 1034 BAR$=" "Load Save Add Delete [uiz
[ally] [and]
MI 1035 KBAR$=" ████████████████████████████████
██████████"
YR 1036 BBAR$=" "

DT 1050 FOR IT=0 TO 34:READ VAR:POKE 1700
+IT,VAR:NEXT IT
GS 1060 FOR IT=0 TO 15:READ VAR:POKE 1664
+IT,VAR:POKE 1682+IT,VAR:NEXT IT
KB 1061 POKE 1682+7,128
WN 1080 NP=0
WM 1090 POKE 752,1:POKE 764,255:? "Rando
m or [nonsecutive?]"
BH 1091 IF PEEK(764)=255 THEN 1091
YM 1092 VAR=PEEK(764):IF NOT (VAR=104 OR
VAR=40 OR VAR=82 OR VAR=18) THEN POKE
764,255:GOTO 1090
UM 1093 IF VAR=104 OR VAR=40 THEN ORDER=1
:GOTO 1100
SU 1094 ORDER=2:PAIR=-1
ZV 1100 REM C-SET
YN 1101 RAMTOP=PEEK(106)-4:POKE 106,RAMTO
P:GRAPHICS 0
LO 1104 POKE 1682+2,RAMTOP:CLOSE #1
KE 1110 OPEN #1,4,0,"D:CYRILL.FNT"
ZO 1120 CHBAS=RAMTOP*256
JS 1130 VADR=CHBAS:GOSUB 100
AP 1135 POKE 848+4,VADR:POKE 848+5,VADR

IL 1140 VADR=1024:GOSUB 100
HY 1145 POKE 848+8,VADR:POKE 848+9,VADR

DB 1150 POKE 848+2,7
NL 1160 VAR=USR(ADR("HLLUV")):CLOSE #1
UU 1200 REM START
DS 1210 POKE 559,0:POKE 54286,192
NO 1215 POKE 512,146:POKE 513,6
QY 1220 POKE 560,164:POKE 561,6
FJ 1225 POKE 710,0:POKE 82,0:POKE 559,34
OZ 1240 POKE 752,1
QB 2000 REM CHOICE
LL 2005 ? " "
FU 2010 POKE 764,255
EE 2020 POSITION 0,14
GB 2030 IF NP=0 THEN ? ZBAR$;:GOTO 2050
BN 2035 IF TID5=0 THEN ? NBAR$;:GOTO 2050

JD 2040 ? BAR$;
QS 2050 VAR=PEEK(764):IF VAR=255 THEN 205
0
HB 2055 POKE 764,255
VH 2060 IF VAR=64 OR VAR=0 THEN 3000
GG 2065 IF (VAR=126 OR VAR=62) AND NP>0 T
HEN 4000
PQ 2070 IF VAR=127 OR VAR=63 THEN 5000
WW 2080 IF (VAR=122 OR VAR=58) AND NP>0 A
ND TID5>0 THEN 6000
KF 2090 IF (VAR=111 OR VAR=47) AND NP>0 T
HEN 7000
ZJ 2100 IF (VAR=109 OR VAR=45) AND NP>0 A
ND TID5>0 THEN 8000
XV 2110 IF VAR=106 OR VAR=42 THEN 3100
PV 2120 GOTO 2050
PR 3000 REM LOAD
BT 3010 POSITION 0,12:? BBAR$;
TL 3015 POSITION 0,12:? "File";:INPUT FIL
E$
HT 3020 IF FILE$="" THEN 2000
TI 3025 GOSUB 3500:TRAP 3300:CLOSE #1
BU 3030 OPEN #1,4,0,FILE$:TRAP 40000
KS 3040 INPUT #1,NP:INPUT #1,LENG:INPUT #
1,LRUS
TG 3045 ENG$(LENG,LENG)=" ":RUS$(LRUS,LRU
S)=" "
BX 3050 VADR=LENG:GOSUB 100
FU 3060 POKE 848+2,7:POKE 848+8,VADR:POK
E 848+9,VADR
EM 3070 VADR=ADR(ENG$):GOSUB 100
BB 3075 POKE 848+4,VADR:POKE 848+5,VADR

YB 3080 VAR=USR(ADR("HLLUV"))
SI 3090 VADR=LRUS:GOSUB 100
GU 3100 POKE 848+8,VADR:POKE 848+9,VADR

XN 3110 VADR=ADR(RUS$):GOSUB 100

ZU 3120 POKE 848+4,VADR:POKE 848+5,VADR

NE 3130 VAR=USR(ADR("HLLUV")):CLOSE #1
NL 3220 GOTO 2000
CG 3300 CLOSE #1:TRAP 40000
DL 3310 POSITION 0,12:? "Can't load ";FIL
E$
CU 3320 POSITION 0,13:? BBAR$;
OD 3330 GOTO 2010
HD 3500 LF=LEN(FILE$)
PT 3510 IF LF>1 THEN IF FILE$(1,2)="D:" T
HEN 3600
FU 3520 IF LF>2 THEN IF FILE$(1,1)="D" AN
D FILE$(3,3)=":" THEN 3600
RH 3530 FILE1$="D:";FILE1$(3)=FILE$:FILE$
=FILE1$
AN 3600 RETURN
WR 4000 REM SAVE
BU 4010 POSITION 0,12:? BBAR$;
TM 4015 POSITION 0,12:? "File";:INPUT FIL
E$
HU 4020 IF FILE$="" THEN 2000
UF 4025 GOSUB 3500:TRAP 4300:CLOSE #1
EA 4030 OPEN #1,8,0,FILE$:TRAP 40000
GZ 4040 ? #1,NP
YS 4050 LENG=LEN(ENG$):LRUS=LEN(RUS$)
TL 4060 ? #1;LENG:? #1;LRUS
CE 4070 VADR=LENG:GOSUB 100
OU 4080 POKE 848+2,11:POKE 848+8,VADR:PO
KE 848+9,VADR
ET 4090 VADR=ADR(ENG$):GOSUB 100
BI 4095 POKE 848+4,VADR:POKE 848+5,VADR

XG 4100 VAR=USR(ADR("HLLUV"))
RN 4110 VADR=LRUS:GOSUB 100
HB 4120 POKE 848+8,VADR:POKE 848+9,VADR

XU 4130 VADR=ADR(RUS$):GOSUB 100
AB 4140 POKE 848+4,VADR:POKE 848+5,VADR

XV 4150 VAR=USR(ADR("HLLUV"))
MQ 4200 CLOSE #1
BY 4210 POSITION 0,12:? BBAR$;
NM 4220 GOTO 2000
CH 4300 CLOSE #1:TRAP 40000
VK 4310 POSITION 0,12:? "Can't save ";FIL
E$
CV 4320 POSITION 0,13:? BBAR$;
OE 4330 GOTO 2010
AG 5000 REM ADD
FS 5020 ? " ":GOSUB 200
PD 5030 POKE 1709,184
KW 5040 POSITION 9-INT(0.5*LEN(EBAR$)),1:
? EBAR$
UT 5045 POSITION 0,3:INPUT QW$
BN 5050 IF QW$="" THEN 2000
IA 5055 LET LENG=LEN(QW$):IF LENG>19 THEN
POSITION 13,12:? "████████████████████";:GO
TO 2010
UT 5060 POSITION 29-INT(0.5*LEN(RBAR$)),5
:? RBAR$
IF 5065 POSITION 0,7:INPUT AW$
WF 5070 IF AW$="" THEN 2000
CC 5075 LRUS=LEN(AW$):IF LENG>19 THEN POS
ITION 13,12:? "████████████████████";:GOTO 2
010
HV 5080 LET LENG=LEN(ENG$):LRUS=LEN(RUS$)
OL 5090 LQW=LEN(QW$):LAW=LEN(AW$)
JA 5100 IF LENG+LQW+1>10000 OR LRUS+LAW+1
>10000 THEN POSITION 12,13:? "████████████████████
████████████████████":GOTO 5140
IR 5110 ENG$(LENG+1,LENG+1)=CHR$(LQW):RUS
$(LRUS+1,LRUS+1)=CHR$(LAW)
LC 5120 ENG$(LENG+2)=QW$:RUS$(LRUS+2)=AW$

AD 5130 NP=NP+1
GJ 5140 POKE 764,255
AS 5150 POSITION 0,12:? KBAR$
YB 5160 VAR=PEEK(764):IF VAR=255 THEN 516
0
GS 5170 POKE 764,255
IT 5180 IF VAR=33 THEN 5000
OG 5190 GOTO 2000
VC 6000 REM DELETE
WJ 6010 GOSUB 400
QQ 6015 IF WPOS+LW)=LEN(RUS$) THEN RUS$(W
POS)="":GOTO 6030
QQ 6020 RUS$(WPOS)=RUS$(WPOS+LW+1)
WD 6030 GOSUB 300
CY 6035 IF WPOS+LW)=LEN(ENG$) THEN ENG$(W
POS)="":GOTO 6050
ME 6040 ENG$(WPOS)=ENG$(WPOS+LW+1)
BE 6050 NP=NP-1

```

```

PO 6060 POSITION 0,12:? W$;" deleted
OM 6070 GOTO 2010
IZ 7000 REM QUIZ
MP 7010 QD=INT(2*RND(0))+1
GY 7020 ON ORDER GOTO 7025,7030
BD 7025 PAIR=INT(NP*RND(0)):GOTO 7040
LT 7030 PAIR=PAIR+1:IF PAIR>NP-1 THEN PAI
R=0
TI 7040 ON QD GOSUB 300,400
SM 7050 QW$=W$
TK 7060 ON QD GOSUB 400,300
PA 7070 AW$=W$
OK 7080 LQW=LEN(QW$):LAW=LEN(AW$)
KY 7100 ? "Q"
TI 7110 ON QD GOSUB 200,230
MF 7300 ON QD GOTO 7310,7320
JV 7310 POSITION 9-INT(0.5*LEN(EBAR$)),1:
? EBAR$;:GOTO 7330
UI 7320 POSITION 9-INT(0.5*LEN(RBAR$)),1:
? RBAR$;
OD 7330 POKE 1709,164
SM 7340 POSITION 9-INT(0.5*LQW),3:? QW$;
VB 7350 ON QD GOTO 7360,7370
EM 7360 POSITION 29-INT(0.5*LEN(RBAR$)),5
:? RBAR$;:GOTO 7380
NV 7370 POSITION 29-INT(0.5*LEN(EBAR$)),5
:? EBAR$;
IE 7380 FOR IT=1 TO 20:POKE 1709,164+IT:N
EXT IT
IR 7390 POSITION 0,7:INPUT AN$
CG 7400 TIDS=TIDS+1
YW 7410 IF NOT AN$=AW$ THEN 7500
RJ 7420 CIDS=CIDS+1
TE 7430 ON QD GOTO 7440,7450
AZ 7440 POSITION 29-INT(0.5*LEN(PBAR$)),8
:? PBAR$;:GOTO 7460
MN 7450 POSITION 29-INT(0.5*LEN(CBAR$)),8
:? CBAR$;
TC 7460 GOTO 7600
PN 7500 ON QD GOTO 7510,7520
TP 7510 POSITION 29-INT(0.5*LEN(OBAR$)),8
:? OBAR$;:GOTO 7530
GS 7520 POSITION 29-INT(0.5*LEN(ABAR$)),8
:? ABAR$;
LN 7530 POKE 1723,208
DU 7540 POSITION 29-INT(0.5*LAW),10:? AW$
;
CI 7550 FOR IT=1 TO 20:POKE 1723,208+IT:N
EXT IT
XA 7600 POKE 764,255:POSITION 0,12:? KBAR
$;
OS 7605 POSITION 0,14:? BAR$;
AN 7610 VAR=PEEK(764):IF VAR=255 THEN 761
0
MW 7630 IF VAR=33 THEN POKE 764,255:GOTO
7000
NB 7640 POSITION 0,12:? BBAR$;:GOTO 2020
SA 8000 REM TALLY
SR 8010 POSITION 0,12:? BBAR$
UM 8020 POSITION 0,12:? CIDS;" correct ou
t of ";TIDS;" - ";INT(CIDS/TIDS*100+0.
5);"%";
OC 8030 GOTO 2010
IT 31000 REM END
PA 31010 POKE 106,PEEK(106)+4:GRAPHICS 0
QB 31020 POKE 752,0:POKE 756,224:POKE 82,
2
OL 31050 ? "Your Name";:INPUT W$
MA 31060 CLOSE #1:TRAP 31080:CLOSE #1
GT 31070 OPEN #1,9,0,"D:QLOG":GOTO 31090
PO 31080 CLOSE #1:OPEN #1,8,0,"D:QLOG"
WK 31090 TRAP 40000
IV 31100 ? #1;W$;" ";CIDS;" ";TIDS;" ";IN
T(CIDS/TIDS*100+0.5)
XR 31110 END

```

## LISTING 2

```

EB 10 REM DATAFILE MAKER FOR QUIZZER, LIS
TING 2
PC 20 REM BY ANDREW THOMAS
QH 30 REM (c)1988, ANTIC PUBLISHING
VB 40 DIM A$(1081)
XW 50 GRAPHICS 0:POKE 710,12:POKE 709,2
EQ 60 ? :? :? :? :? :? :? " " This progra
m creates the":? "DRUSENG.QUI datafile

```

```

for the":POKE 752,1
JS 70 ? "QUIZZER program.":? :? " " Press
any key to start"
PA 80 POKE 764,255
UU 90 IF PEEK(764)=255 THEN 90
HN 100 ? :? " (Working)":POKE 77,128:POKE
764,255
QX 110 A$(1,12)=" 80"
BK 120 A$(13,13)=CHR$(155)
GB 130 A$(14,16)="517"
EU 140 A$(17,17)=CHR$(155)
EL 150 A$(18,20)="543"
AV 160 A$(21,21)=CHR$(155)
HK 170 A$(22,112)="fBRIDGEfMARKETfNAPKINH
TO STANDfFINGERcEGGcDRYdSNOWfTO SITeDE
VILdROOMfCORNERfPOLICEiMALE TEA"
EA 180 A$(113,203)="CHERNfFEMALE TEACHERdW
ALLkELECTRICITYcEAREsLEEPkEXCESSIVELYd
ALSOdBIRDfALMOSTdFOUReBLACKhTO 5"
MH 190 A$(204,294)="HOOTcSIXgTO READfGARD
ENeSHARPdBOOTgTO HELPcJOYeTHICKcBOXcNO
WdCOLDCPENhTO LAUGHgSPECIALcROWc"
PO 200 A$(295,385)="CUPcOLDeOFTENhPLEASUR
EdGOODdTHINdTHENGALREADYfLESSONhPOTATO
ESdTREEeFIRSTdPOETePLATEhTO DANC"
DM 210 A$(386,476)="EfTO DIEdHALFeTHEREgH
EALTHYeCHAIREcCHEEKdSAMEfENERGYfSLOWLYf
SQUAREgWEATHERdHEREgCEILINGeFORT"
RX 220 A$(477,567)="Yd5ALTgQUIETLYeFRUITd
FEARdDEATHeRIVERfSCHOOLfCHEESEdPAGEeSE
VENDMoSTER:NOKhSALFeTKAfSTOQT"eP"
SV 230 A$(568,658)="ALECdqICOdSYHOdSNEGf5
IDET" dJORTgKOMNATAdYGOLgPOLICIQgYJITEL
\kYJITEL\NICAEsTENAM^LEKTRIJESTV"
UJ 240 A$(659,749)="OcYHOcSONgSLIWKOMdTOX
EePTICAePOJTI fJET:REfJ- RN: chSTRELQT\ew
EST\ fJITAT\cSADfREZKI ceSAPOGhPOM"
FF 250 A$(750,840)="OGAT\gRADOST\gTOLST: c
dQ>IKfTEPER\ehOLODdPEROhSMEQT\5QK5SPECI
AL\N: ccRQDeJAWKAfSTAR: ceJASTO1YD"
KS 260 A$(841,931)="OVOL\STVIEfHOROWfTON
KI ceTOGDAcYXeDYROKiKARTOFEL\fdEREVOfPE
RV: cdPO^TgTARELKAi TANCOVAT\gYMIR"
GZ 270 A$(932,1022)="AT\hPOLOVINAcTAMhZDO
ROV: cdSTYLd)EKAeRAVNOg^NERGIQhMEDLENNO
gPLO>AD\ fPOGDAdSDUAgPOTOLOKESORO"
GD 280 A$(1023,1081)="Kd50L\dTIIHOeFRYKTeS
TRAHfSMERT\dREKAeWKOLAcS:RhSTRANICAdSE
M\ "
MS 290 M=0.0351851851:B=0.4648155
KF 300 FOR X=1 TO 1081:Y=INT(CM*X+B):POSIT
ION Y,20:? ". ";
SG 310 C=ASC(A$(X,X)):IF C>96 AND C<123 T
HEN A$(X,X)=CHR$(C-96)
LR 320 NEXT X
LI 330 CLOSE #1:OPEN #1,8,0,"D:RUSENG.QUI
"
DU 340 ? #1;A$;:CLOSE #1
LL 350 POKE 752,0:POKE 77,0:? :POSITION 7
,14:? "Done!"

```

## LISTING 3

```

DC 10 REM CYRILLIC FONT MAKER FOR QUIZZER
, LISTING THREE
PC 20 REM BY ANDREW THOMAS
GD 30 REM (c) 1985,1988 ANTIC PUBLISHING
EV 40 REM (LINES 10-250 MAY BE USED WITH
OTHER BASIC LOADERS IN THIS ISSUE.
IJ 50 REM CHANGE LINE 70 AS NECESSARY.)
PR 60 DIM FN$(20),TEMP$(20),AR$(93):DPL=P
EEK(10592):POKE 10592,255
ZT 70 FN$="D:CYRILL.FNT":REM THIS IS THE
NAME OF THE DISK FILE TO BE CREATED
RD 80 ? "Disk or Cassette?":POKE 764,25
5
PY 90 IF NOT (PEEK(764)=18 OR PEEK(764)=
58) THEN 90
TH 100 IF PEEK(764)=18 THEN FN$="C:"
VB 110 POKE 764,255:GRAPHICS 0:? " AN
TIC'S GENERIC BASIC LOADER"
MY 120 ? ,"BY CHARLES JACKSON"
KB 130 POKE 10592,DPL:TRAP 200
PU 140 ? :? :? "Creating ";FN$:? "...plea
se stand by."

```

continued on next page





## LISTING 2

```
RD 5 REM XEP80 GRAPHICS VIEWER PROGRAM (L
ISTING 2)
IF 10 REM BY MATTHEW RATCLIFF
QG 20 REM (c)1988, ANTIC PUBLISHING
CP 30 GOSUB 25000:REM XEPGRAF$ USR
DS 40 GOSUB 30000:REM XEPFREAD$ USR
YT 50 DIM A$(80),DIR$(80),SCR$(7680),DRU$(
3),FIL$(16),EXT$(4):DIR$="D1:*.*"
GC 60 OPEN #7,4,0,"E":CLOSE #7:REM PUT X
EP IN TEXT MODE, CLEAR SCREEN
DD 70 ? "Directory file spec (RETURN for
";DIR$;" ";:INPUT A$:IF LEN(A$)<>0 TH
EN DIR$=A$
OM 80 TRAP 90:GOTO 100
CO 90 CLOSE #1:? "*" FILE ERROR *":GOTO 70
DY 100 OPEN #1,6,0,DIR$
KZ 110 TRAP 130
LI 120 INPUT #1,A$:? A$:GOTO 120
LD 130 CLOSE #1
HM 140 DRU$="D1:"
YY 150 IF (DIR$(2,2)<>"" AND (DIR$(2,2)
<>"1") THEN DRU$(2,2)=DIR$(2,2)
CJ 160 EXT$=""
QX 170 FOR I=1 TO LEN(DIR$)
AC 180 IF DIR$(I,I)="" THEN EXT$=DIR$(I)
:GOTO 200
GJ 190 NEXT I
SP 200 ? :? "Graphics file to view ";:INP
UT FIL$:IF LEN(FIL$)=0 THEN 70
MY 210 FOR I=1 TO LEN(FIL$)
ZJ 220 IF FIL$(I,I)="" THEN 250
FY 230 NEXT I
RX 240 FIL$(LEN(FIL$)+1)=EXT$
SU 250 IF (FIL$(2,2)="" OR (FIL$(3,3)=""
:)) THEN 270
HE 260 A$=FIL$:FIL$=DRU$:FIL$(4)=A$
HL 270 TRAP 280:GOTO 290
YP 280 OPEN #1,4,0,FIL$:CLOSE #1
WH 290 ? "Loading picture file ";FIL$
OC 300 A=USR(ADR(XEPFREAD$),ADR(FIL$),ADR
(SCR$))
XM 310 GRAPHICS 24
XI 320 A=USR(ADR(XEPGRAF$),ADR(SCR$))
CG 325 FOR I=15 TO 0 STEP -0.2:SOUND 0,60
,10,I:NEXT I
CY 330 IF PEEK(764)=255 THEN 330
ZB 340 POKE 764,255:GOTO 60
UU 25000 RESTORE 25030:DIM XEPGRAF$(43):I
=1
OL 25010 READ A:IF A<0 THEN RETURN
QL 25020 XEPGRAF$(I,I)=CHR$(A):I=I+1:GOTO
25010
RX 25030 DATA 104,201,1,240,9,170,240,5
IQ 25040 DATA 104,104,202,208,251,96,162,
0
RM 25050 DATA 104,157,69,3,104,157,68,3
TI 25060 DATA 169,11,157,66,3,169,0,157
NY 25070 DATA 72,3,169,30,157,73,3,76
AC 25080 DATA 86,228,96,-1
HI 30000 RESTORE 30030:DIM XEPFREAD$(101)
:I=1
OC 30010 READ A:IF A<0 THEN RETURN
JP 30020 XEPFREAD$(I,I)=CHR$(A):I=I+1:GOT
O 30010
SI 30030 DATA 104,201,2,240,9,170,240,5
HF 30040 DATA 104,104,202,208,251,96,104,
133
UC 30050 DATA 209,104,133,208,104,133,211
,104
XT 30060 DATA 133,210,162,112,169,3,157,6
6
WJ 30070 DATA 3,169,4,157,74,3,169,0
YC 30080 DATA 157,75,3,165,208,157,68,3
VB 30090 DATA 165,209,157,69,3,32,86,228
FF 30100 DATA 152,48,41,162,112,169,7,157
RD 30110 DATA 66,3,165,210,157,68,3,165
ST 30120 DATA 211,157,69,3,169,0,157,72
KL 30130 DATA 3,169,30,157,73,3,32,86
AE 30140 DATA 228,152,162,112,169,12,157,
66
KH 30150 DATA 3,32,86,228,96,-1
```

## LISTING 3

```
AK 10 REM DUAL SCREEN DISPLAY SIMPLE DEMO
(LISTING 3)
```

```
IG 20 REM BY MATTHEW RATCLIFF
QH 30 REM (c)1988, ANTIC PUBLISHING
GO 35 SCR40=PEEK(88)+256*PEEK(89):RANDOM=
53770
VM 40 ? CHR$(125);"You are now viewing th
e 80 column XEP display."
WL 50 ? :? "Get ready to view the 40 colu
mn screen and press RETURN?";
55 60 IF PEEK(764)=255 THEN 60
OZ 70 POKE 764,255
GB 80 XIO 25,#6,12,0,"E:"
OE 90 FOR I=SCR40 TO SCR40+959
NG 100 POKE I,PEEK(RANDOM):REM RANDOM SCR
EEN FILL
FT 110 NEXT I
BP 120 FOR I=15 TO 0 STEP -0.2:SOUND 0,60
,10,I:NEXT I
BD 130 XIO 24,#6,44,0,"E:"
QO 140 GOTO 40
```

## LISTING 4

```
KT 10 REM DUAL DISPLAY DEMP, LIST DIRECTO
RY ON 40 COLUMN DISPLAY (LISTING 4)
IG 20 REM BY MATTHEW RATCLIFF
QH 30 REM (c)1988, ANTIC PUBLISHING
OE 40 GOSUB 20000:REM INIT XEPRINT USR RO
UTINE
EG 50 DIM F$(30),A$(960):REM HOLDS A WHOL
E SCREEN OF DATA
JW 60 ? "Directory spec to see ";:INPUT
A$
ZV 70 XIO 25,#6,12,0,"E":REM 40 COLUMNS
ON
NL 80 TRAP 180
HX 90 OPEN #1,6,0,A$:A$=CHR$(125):A$(2,2)
="" :REM CLEAR SCREEN FIRST
PB 100 Y=0:REM COUNT LINES READ
VD 110 INPUT #1,F$
UD 120 A$(LEN(A$)+1)=F$:IF (INT(Y)<>Y) TH
EN A$(LEN(A$)+1)=CHR$(155):REM FILE/RE
TURN
XO 125 A$(LEN(A$)+1)=""
QA 126 IF (Y/2)<>Y/2 THEN A$(LEN(A$)+1)=C
HR$(155):GOTO 130
LK 130 Y=Y+0.5
NB 140 IF Y<23 THEN 110
II 150 A=USR(ADR(XEPRINT$),3,1,ADR(A$),LE
N(A$)):REM PUT ON 40 COL DISPLAY
HP 160 A=USR(ADR(XEPRINT$),20,23,ADR("
[REMOVED]"),14)
FM 161 IF PEEK(764)=255 THEN 161
WZ 162 POKE 764,255
MF 170 GOTO 110
LN 180 CLOSE #1
IQ 190 A=USR(ADR(XEPRINT$),3,1,ADR(A$),LE
N(A$)):REM PUT ON 40 COL DISPLAY
IK 195 A=USR(ADR(XEPRINT$),20,23,ADR("
[REMOVED]"),14)
PC 196 IF PEEK(764)=255 THEN 196
YC 200 XIO 24,#6,44,0,"E":POKE 764,255
LK 210 ? "PRESS (RETURN) TO CONTINUE OR EN
TER TO VIEW 40 COL DISPLAY."
MV 220 IF PEEK(764)<>255 THEN POKE 764,25
5:GOTO 60
RW 230 IF PEEK(53279)<>7 THEN XIO 25,#6,1
2,0,"E":GOTO 250
MV 240 GOTO 220
YO 250 IF PEEK(53279)<>7 THEN 250
EU 260 XIO 24,#6,44,0,"E":REM 80 COL ON
NB 270 GOTO 220
CO 20000 RESTORE 20030:DIM XEPRINT$(208)
:I=1
OB 20010 READ A:IF A<0 THEN RETURN
UP 20020 XEPRINT$(I,I)=CHR$(A):I=I+1:GOTO
20010
ZZ 20030 DATA 104,201,4,240,9,170,240,5,1
04,104,202,208,251,96,169,0,133,214,13
3,215,104,104,133,212
JU 20060 DATA 104,104,133,213,170,240,14,
169,40,24,101,214,133,214,144,2,230,21
5,202,208,242,165,212,24
UL 20090 DATA 101,214,133,214,144,2,230,2
15,24,165,88,101,214,133,214,133,216,1
65,89,101,215,133,215,133
PJ 20120 DATA 217,104,133,209,104,133,208
,104,133,211,104,133,210,160,0,56,165,
210,233,1,133,210,176,6
DZ 20150 DATA 165,211,240,52,198,211,177,
continued on next page
```

XJ 208,201,155,240,78,201,125,240,41,133,  
220,41,127,170,224,96,176  
20180 DATA 13,169,64,224,32,144,2,169,  
224,24,101,220,133,220,165,220,145,214  
230,214,208,2,230,215  
CU 20210 DATA 230,208,208,193,230,209,208  
,189,96,165,88,133,218,165,89,133,219,


ED 162,3,169,0,145,218,200  
20240 DATA 208,251,230,219,202,208,246  
,145,218,200,192,192,208,249,160,0,240  
,214,24,169,40,101,216,133  
AS 20270 DATA 216,144,2,230,217,165,216,1  
33,214,165,217,133,215,24,144,192,-1

power tool for stained-glass designers

# POLYHEDRON DESIGNER

Article on page 28

## LISTING 1

Don't type the  
TYPO II Codes! 

```

GO 10 REM POLYHEDRON DESIGNER
OO 12 REM BY IRVINE W. SMITH
QN 14 REM (c)1988, ANTIC PUBLISHING
DU 20 DIM A(7,25),P1(25),P2(25),P3(25),P4
    (25),G$(25),R$(20),S$(25)
PZ 30 DEG :DIM A$(11),B$(10),C$(10),D$(14
    ),E$(10),N$(14),Q$(10),T$(14),AR$(10),
    BL$(40),PR$(10):SV=1.1:?"S"
SI 40 ? "This program allows design of a
    three-level polyhedron. A top view a
    nd a"
IR 50 ? "side view are accurately scaled
    on the screen. A scale drawing may be p
    lotted on a 1020 Atari Plotter."
QD 60 ? :? " To make a new design, four
    radii must be entered (top, mid and
    bottom) and 3 vertical heights."
AV 70 ? " Up to 24 polygon sides, with p
    anels of triangular or 4-sided shape,
    may be used."?
XC 80 ? "PRESS FOR MENU or any other
    key for a sample drawing-then press
    RETURN"
FL 85 TRAP 90:INPUT A:IF A=1 THEN 1270
FP 90 TRAP 40000
PR 100 A=10:B=9:C=2:D=5:E=4:F=8:G=2:N=12:
    I1=3:I2=4:I3=3:G$="LAMP SHADE"
RV 110 ? "Note that this lampshade has th
    ree- sided panels top and bottpm and
    four- sided panels at mid level."
DE 120 POKE 752,5:?"NON COMPUTING -PL
    EASE WAIT":Q=180/N:Z=COS(Q):SOUND 0,24
    3,10,4
CV 130 IF A>=B AND A>=C AND A>D THEN W=A:
    GOTO 170
QY 140 IF B>=C AND B>=D THEN W=B:GOTO 170
SG 150 IF C>=A AND C>=D THEN W=C:GOTO 170
NQ 160 W=D
IW 170 IF 2*W/Z>SV*(E+F+G) THEN 190
XK 180 S=160/SV/(E+F+G):M=1:GOTO 200
JF 190 S=70/W*Z:M=1
FN 195 S=5*1:REM CHANGE TO ADJUST SCALE
EF 200 U1=W:PQ=M:FOR L=0 TO N:IF L=N THEN
    M=PQ
MM 210 P1(L)=M*Q:A(0,L)=A*S*COS(P1(L))/Z:
    A(1,L)=A*S*SIN(P1(L))/SV/Z
RA 220 M=M+2:NEXT L:SOUND 1,193,10,4
PN 230 IF I1=3 THEN M=0:GOTO 250
GM 240 M=1
FZ 250 PQ=M:FOR L=0 TO N:IF L=N THEN M=PQ
XM 260 P2(L)=M*Q:A(2,L)=B*S*COS(P2(L))/Z:
    A(3,L)=B*S*SIN(P2(L))/SV/Z
OD 270 M=M+2:NEXT L:SOUND 2,162,10,4
JE 280 IF I1=I2 THEN M=1:GOTO 300
GP 290 M=0
FQ 300 PQ=M:FOR L=0 TO N:IF L=N THEN M=PQ
HT 310 P3(L)=M*Q:A(4,L)=C*S*COS(P3(L))/Z:
    A(5,L)=C*S*SIN(P3(L))/SV/Z
JM 320 M=M+2:NEXT L:SOUND 3,121,10,4
ZC 330 IF I3=4 THEN M=PQ:GOTO 350
LI 340 M=PQ+1:IF M=2 THEN M=0
GA 350 PQ=M:FOR L=0 TO N:IF L=N THEN M=PQ
ST 360 P4(L)=M*Q:A(6,L)=D*S*COS(P4(L))/Z:
    A(7,L)=D*S*SIN(P4(L))/SV/Z
WP 370 M=M+2:NEXT L:SOUND 3,0,0,0:SOUND 2
    ,0,0,0:SOUND 1,0,0,0:SOUND 0,0,0,0
KC 380 GRAPHICS 24:POKE 710,12:POKE 712,1
    2:POKE 709,2:COLOR 1:PLOT 0,80:DRAWTO
    160,80
PO 385 PLOT 84,0:DRAWTO 84,145:PLOT 83,0:
    DRAWTO 83,145
OP 390 PLOT 84+A(0,N),80+A(1,N)
KQ 400 FOR L=0 TO N:DRAWTO 84+A(0,L),80+A
    (1,L):NEXT L
YM 410 PLOT 83+A(0,N),80+A(1,N):FOR L=0 T
    O N:DRAWTO 83+A(0,L),80+A(1,L):NEXT L
UW 420 PLOT 84+A(2,N-1),80+A(3,N-1):FOR L
    =0 TO N:DRAWTO 84+A(2,L),80+A(3,L):NEX
    T L
SK 430 PLOT 83+A(2,N-1),80+A(3,N-1):FOR L
    =0 TO N:DRAWTO 83+A(2,L),80+A(3,L):NEX
    T L
IC 440 PLOT 84+A(4,N-1),80+A(5,N-1):FOR L
    =0 TO N:DRAWTO 84+A(4,L),80+A(5,L):NEX
    T L
FQ 450 PLOT 83+A(4,N-1),80+A(5,N-1):FOR L
    =0 TO N:DRAWTO 83+A(4,L),80+A(5,L):NEX
    T L
VI 460 PLOT 84+A(6,N-1),80+A(7,N-1):FOR L
    =0 TO N:DRAWTO 84+A(6,L),80+A(7,L):NEX
    T L
SW 470 PLOT 83+A(6,N-1),80+A(7,N-1):FOR L
    =0 TO N:DRAWTO 83+A(6,L),80+A(7,L):NEX
    T L
NZ 480 FOR QQ=0 TO 50:IF (84+QQ*5)>240 TH
    EN 520
KU 490 PLOT 84+QQ*5,158:IF QQ/5-INT(QQ/5)
    =0 THEN 510
AT 500 DRAWTO 84+QQ*5,153:NEXT QQ:GOTO 52
    0
SS 510 DRAWTO 84+QQ*5,153:PLOT 83+QQ*5,15
    8:DRAWTO 83+QQ*5,153:NEXT QQ
GE 520 PLOT 240,155:DRAWTO 240,0:A$=""0":X
    =10:Y=145:GOSUB 570
SL 525 IF 5>31 THEN 560
FH 530 A$=""5":X=10+5*5/8:Y=145:GOSUB 570
CV 540 IF 5>15.5 THEN 560
HY 550 A$=""10":X=10+5*10/8:Y=145:GOSUB 57
    0
PX 560 GOTO 650
RN 570 SC=PEEK(88)+PEEK(89)*256:CH=SC+Y*4
    0+X
NB 580 FOR Z=1 TO LEN(A$):S$=A$(Z,Z):GOSUB
    B 610
HW 590 CT=57344+X*8:FOR I=0 TO 7:POKE CH+
    I*40,PEEK(CT+I):NEXT I
HT 600 CH=CH+1:NEXT Z:RETURN
ES 610 X=ASC(S$):IF X>127 THEN X=X-128
SJ 620 IF X>31 AND X<96 THEN X=X-32:GOTO

```

```

640
XU 630 IF X<32 THEN X=X+64
ZK 640 RETURN
ME 650 S1=E*5/50:S2=(E+F)*5/50:S3=(E+F+G)*5/50
NM 660 IF I1=4 THEN 710
AU 670 FOR L=0 TO N-1:PLOT 84+A(0,L),80+A(1,L):DRAWTO 84+A(2,L+1),80+A(3,L+1):N
EXT L
XU 680 FOR L=0 TO N-1:PLOT 83+A(0,L),80+A(1,L):DRAWTO 83+A(2,L+1),80+A(3,L+1):N
EXT L
GM 690 FOR L=0 TO N-1:PLOT 240+A(0,L),150:
DRAWTO 240+A(2,L+1),150-51:NEXT L
DH 700 FOR L=0 TO N-1:PLOT 239+A(0,L),150:
DRAWTO 239+A(2,L+1),150-51:NEXT L
HN 710 FOR L=0 TO N-1:PLOT 84+A(0,L),80+A(1,L):DRAWTO 84+A(2,L),80+A(3,L):NEXT
L
EO 720 FOR L=0 TO N-1:PLOT 83+A(0,L),80+A(1,L):DRAWTO 83+A(2,L),80+A(3,L):NEXT
L
XA 730 FOR L=0 TO N-1:PLOT 240+A(0,L),150:
DRAWTO 240+A(2,L),150-51:NEXT L
UD 740 FOR L=0 TO N-1:PLOT 239+A(0,L),150:
DRAWTO 239+A(2,L),150-51:NEXT L
GI 750 FOR L=0 TO N/2:PLOT 240+A(0,L),150:
DRAWTO 240+A(0,L+1),150:NEXT L
UH 760 FOR L=0 TO N/2:PLOT 240+A(2,L),150-51:
DRAWTO 240+A(2,L+1),150-51:NEXT L
UM 770 IF I2=4 THEN 890
PC 780 IF I1=I2 THEN 820
QB 790 FOR L=0 TO N-1:PLOT 84+A(2,L),80+A(3,L):DRAWTO 84+A(4,L+1),80+A(5,L+1):N
EXT L
MJ 800 FOR L=0 TO N-1:PLOT 83+A(2,L),80+A(3,L):DRAWTO 83+A(4,L+1),80+A(5,L+1):N
EXT L
RG 810 GOTO 870
LG 820 FOR L=0 TO N-1:PLOT 84+A(3,L),80+A(5,L):DRAWTO 84+A(2,L+1),80+A(3,L+1):N
EXT L
IH 830 FOR L=0 TO N-1:PLOT 83+A(4,L),80+A(5,L):DRAWTO 83+A(2,L+1),80+A(3,L+1):N
EXT L
XD 840 FOR L=0 TO N-1:PLOT 240+A(4,L),150-52:
DRAWTO 240+A(2,L+1),150-51:NEXT L
VP 850 FOR L=0 TO N-1:PLOT 239+A(4,L),150-52:
DRAWTO 239+A(2,L+1),150-51:NEXT L
SM 860 GOTO 890
AI 870 FOR L=0 TO N-1:PLOT 240+A(2,L),150-51:
DRAWTO 240+A(4,L+1),150-52:NEXT L
YU 880 FOR L=0 TO N-1:PLOT 239+A(2,L),150-51:
DRAWTO 239+A(4,L+1),150-52:NEXT L
XC 890 FOR L=0 TO N-1:PLOT 84+A(2,L),80+A(3,L):DRAWTO 84+A(4,L),80+A(5,L):NEXT
L
XY 900 FOR L=0 TO N-1:PLOT 83+A(2,L),79+A(3,L):DRAWTO 83+A(4,L),79+A(5,L):NEXT
L
HT 910 FOR L=0 TO N:PLOT 240+A(2,L),150-51:
DRAWTO 240+A(4,L),150-52:NEXT L
EZ 920 FOR L=0 TO N:PLOT 239+A(2,L),150-51:
DRAWTO 239+A(4,L),150-52:NEXT L
GA 930 FOR L=0 TO N/2:PLOT 240+A(4,L),150-52:
DRAWTO 240+A(4,L+1),150-52:NEXT L
ZW 940 IF I3=4 THEN 1050
XS 950 IF I1=I2 THEN 1010
AR 960 FOR L=0 TO N-1:PLOT 84+A(6,L),80+A(7,L):DRAWTO 84+A(4,L+1),80+A(5,L+1):N
EXT L
XS 970 FOR L=0 TO N-1:PLOT 83+A(6,L),80+A(7,L):DRAWTO 83+A(4,L+1),80+A(5,L+1):N
EXT L
IJ 980 FOR L=0 TO N-1:PLOT 240+A(6,L),150-53:
DRAWTO 240+A(4,L+1),150-52:NEXT L
GV 990 FOR L=0 TO N-1:PLOT 239+A(6,L),150-53:
DRAWTO 239+A(4,L+1),150-52:NEXT L
PO 1000 GOTO 1060
BU 1010 FOR L=0 TO N-1:PLOT 84+A(4,L),80+A(5,L):DRAWTO 84+A(6,L+1),80+A(7,L+1):N
EXT L
YU 1020 FOR L=0 TO N-1:PLOT 83+A(4,L),80+A(5,L):DRAWTO 83+A(6,L+1),80+A(7,L+1):N
EXT L
XG 1030 FOR L=0 TO N-1:PLOT 240+A(4,L),150-52:
DRAWTO 240+A(6,L+1),150-53:NEXT L
WJ 1040 FOR L=0 TO N-1:PLOT 239+A(4,L),150-52:
DRAWTO 239+A(6,L+1),150-53:NEXT L
CA 1050 FOR L=0 TO N-1:PLOT 84+A(4,L),80+A(5,L):DRAWTO 84+A(6,L),80+A(7,L):NEXT
L

```

```

ZA 1060 FOR L=0 TO N-1:PLOT 83+A(4,L),80+A(5,L):DRAWTO 83+A(6,L),80+A(7,L):NEXT
L
XW 1070 FOR L=0 TO N:PLOT 240+A(4,L),150-52:
DRAWTO 240+A(6,L),150-53:NEXT L
UT 1080 FOR L=0 TO N:PLOT 239+A(4,L),150-52:
DRAWTO 239+A(6,L),150-53:NEXT L
ED 1090 FOR L=0 TO N/2:PLOT 240+A(6,L),150-53:
DRAWTO 240+A(6,L+1),150-53:NEXT L
IZ 1100 A$="THIS":X=42:Y=159:GOSUB 570:X=47:A$=G$:GOSUB 570:X=47+LEN(A$):A$="HA5":A$(6)=5TR$(N)
OZ 1101 H=LEN(A$)+X:GOSUB 570:A$="SIDES":X=H:GOSUB 570
UW 1102 X=41:Y=168:A$="RADII":GOSUB 570:X=47:A$=5TR$(D):A$(LEN(A$)+1)=","":H=X+LEN(A$):GOSUB 570
UJ 1103 X=H:A$=5TR$(C):A$(LEN(A$)+1)=","":H=X+LEN(A$):GOSUB 570
FB 1108 X=H:A$=5TR$(B):H=X+LEN(A$):GOSUB 570
JL 1109 X=41:Y=176:A$="HEIGHTS":GOSUB 570:X=49:A$=5TR$(G):A$(LEN(A$)+1)=","":H=X+LEN(A$):GOSUB 570
XC 1110 X=H:A$=5TR$(F):A$(LEN(A$)+1)=","":H=X+LEN(A$):GOSUB 570
GE 1111 X=H:A$=5TR$(E):H=X+LEN(A$):GOSUB 570
IP 1120 X=1:Y=0:A$="I have Scre":GOSUB 570:X=12:A$="en II ANY KE":GOSUB 570:X=23:A$="Y to contin":GOSUB 570
OI 1122 X=34:A$="ue":GOSUB 570
GC 1130 POKE 764,255
QT 1140 P764=PEEK(764):IF P764<>255 THEN POKE 764,255:GOTO 1155
PR 1150 GOTO 1140
QI 1155 IF P764=62 THEN GOSUB 2270
CG 1160 GRAPHICS 0:POKE 752,5:POKE 709,206:POKE 710,192:?" MENU 2 for SHAPE5.BAS":?
YD 1170 ? "1. GOTO MENU 1 (Create new design)":?" ? "2. PRINT DESIGN DATA (Rate the design)":?
PX 1190 ? "3. PLOT THE DESIGN ON A 1020 PLOTTER":?
GX 1200 ? "Press One Of These Numbers (and RETURN), to continue.":POKE 752,0
WY 1220 TRAP 1250:INPUT H
QF 1230 TRAP 40000:IF H<1 OR H>3 THEN 1250
RC 1240 GOTO 1260
AN 1250 TRAP 40000:?" PLEASE ENTER ONLY 1, 2, OR 3":GOTO 1200
VR 1260 ON H GOTO 1270,1620,1800
JF 1270 GRAPHICS 0:POKE 709,110:POKE 710,96:?" MENU 1 for SHAPES.BAS":?
OT 1280 ? "1. CREATE NEW DESIGN":?" ? "2. LAMP SHADE":?" ? "3. SWAGLAMP":?" ? "4. PLANTER":?" ? "5. BOWL":?
IF 1290 ? "6. JEWEL BOX":?" ? "7. DIAMOND":?" ? "8. GEODOME":?" ?
DH 1300 POKE 752,5:?" PRESS A MENU NUMBER (and RETURN)":
TO 1310 TRAP 1340:INPUT J:IF J>8 THEN 1300
MM 1320 ON J GOTO 1410,1340,1350,1360,1370,1380,1390,1400,1300
IG 1330 TRAP 40000:GOTO 1300
EG 1340 A=12:B=10:C=6:D=2:E=3:F=7:G=2:N=12:I1=4:I2=3:I3=3:G$="LAMP SHADE":GOTO 120
FF 1350 A=5:B=15:C=10:D=1:E=3:F=15:G=4:N=10:I1=3:I2=3:I3=3:G$="SWAGLAMP":GOTO 120
DS 1360 A=4:B=8:C=10:D=0:E=4:F=12:G=6:N=8:I1=4:I2=3:I3=4:G$="PLANTER":GOTO 120
AC 1370 A=5:B=8:C=10:D=12:E=2:F=8:G=2:N=16:I1=3:I2=4:I3=3:G$="BOWL":GOTO 120
XI 1380 A=10:B=12:C=8:D=0:E=2:F=6:G=2:N=14:I1=3:I2=3:I3=4:G$="JEWEL BOX":GOTO 120
FU 1390 A=0:B=12:C=8:D=4:E=6:F=3:G=1.5:N=18:I1=4:I2=3:I3=3:G$="DIAMOND":GOTO 120
WK 1400 A=9.24:B=7.07:C=3.83:D=0:E=3.24:F=2.17:G=0.76:N=10:I1=3:I2=3:I3=4:G$="GEODOME":GOTO 120
JG 1410 GRAPHICS 0:?" ":?" If a wrong value is entered before pressing RETURN, backspace and rewrite"

```

continued on next page

```

UF 1420 ? "After RETURN a wrong value can
not be corrected. Continue to enter
values"
XL 1430 ? "until START AGAIN? appears and
then reenter all values.":?
LN 1440 J1=1:TRAP 1360: ? "ENTER TOP RADIU
5":;INPUT D
HN 1450 J1=2: ? "ENTER TOP RADIUS":;INPUT
G
WH 1460 J1=3: ? "ENTER UPPER MID RADIUS":;
INPUT C
MO 1470 J1=4: ? "ENTER MID RADIUS":;INPUT
F
TR 1480 J1=5: ? "ENTER LOWER MID RADIUS":;
INPUT B
TP 1490 J1=6: ? "ENTER BOTTOM RADIUS":;INP
UT E
QF 1500 J1=7: ? "ENTER BOTTOM RADIUS":;INP
UT A
JP 1510 J1=8: ? "Want to START AGAIN? (Y o
r N)":;INPUT A$:IF A$="Y" THEN 1440
MA 1520 IF NOT A$="N" THEN 1510
WQ 1530 J1=9: ? "ENTER No. SIDES (4 to 24
max)":;INPUT N$:IF N<4 OR N>24 THEN 153
0
LQ 1540 J1=10: ? "ENTER No. PANEL SIDES (3
or 4) BOTTOM":;INPUT I1:IF I1<3 OR I1
>4 THEN 1540
VD 1550 J1=11: ? "ENTER No. PANEL SIDES (3
or 4) MID":;INPUT I2:IF I2<3 OR I2>4
THEN 1550
TM 1560 J1=12: ? "ENTER No. PANEL SIDES (3
or 4) TOP":;INPUT I3:IF I3<3 OR I3>4
THEN 1560
AD 1570 J1=13: ? "ENTER A NAME FOR IT (ex.
PLANTER)":;INPUT G$
UI 1580 J1=14: ? "Want to redo those last
ones? (Y or N)":;INPUT A$:IF A$="Y" TH
EN 1530
NZ 1590 IF NOT A$="N" THEN 1340
NC 1600 TRAP 40000:GOTO 120
IP 1610 ? "WRONG ENTRY!":;ON J1 GOTO 1440
,1450,1460,1470,1480,1490,1500,1510,15
30,1540,1550,1560,1570,1580
SM 1620 ? "":TRAP 1630: ? "HOW DO YOU RAT
E IT? (GOOD, BAD, ETC)":;INPUT R$:GOTO
1640
PT 1630 TRAP 40000: ? "USE LETTERS ONLY":G
OTO 1620
GO 1640 ? "IF THE PRINTER IS TURNED ON, P
RESS ANYKEY TO CONTINUE"
GS 1650 POKE 764,255
AH 1660 IF PEEK(764)<>255 THEN 1680
TP 1670 GOTO 1660
KX 1680 POKE 764,255:LPRINT "THIS ";N;"-5
IDED ";G$;" DESIGN IS RATED ";R$
IK 1690 LPRINT "TOP RADIUS= ";D;" TO
P HEIGHT= ";G
FH 1700 LPRINT "UPPER RADIUS= ";C;" MI
D HEIGHT= ";F
MM 1710 LPRINT "LOWER RADIUS= ";B;" BO
TTOM HEIGHT= ";E
IL 1720 LPRINT "BOTTOM RADIUS= ";A
FP 1730 LPRINT "No. PANEL EDGES: TOP ";I3
;" MID ";I2;" BOTTOM ";I1
KY 1740 LPRINT "-----
-----":LPRINT
RD 1750 GOTO 1160
QA 1800 ? "": ? "A 1020 PLOTTER IS REQUIR
ED FOR THIS. ":CLOSE #2
LH 1810 ? "Press Y to proceed, N to go to
MENU 2":TRAP 1820:INPUT A$:GOTO 1830
WK 1820 TRAP 40000: ? "TYPE EITHER Y OR N"
:GOTO 1810
NM 1830 IF A$="Y" THEN 1860
PP 1840 IF NOT A$="N" THEN 1810
RF 1850 GOTO 1160
WH 1860 ? : ? "ENTER PEN COLOR (0=black, 1
=blue, 2=green, 3=red)":TRAP 1870:I
NPUT H$:IF H>4 THEN 1860
WI 1865 GOTO 1880
UY 1870 TRAP 40000: ? "ENTER 0, 1, 2, OR 3
ONLY":GOTO 1860
GU 1880 OPEN #2,8,0,"P": ? #2;"": ? #2;"
C";H:U2=235*C05(Q)*3.78/U1/480:U3=INT(
1/U2*1000)/1000
EN 1890 ? : ? "Full-width Plotter scale is
: ";U3: ? "PRESS Y TO USE IT, N TO CHAN
GE IT":TRAP 1930
EH 1900 INPUT A$:IF A$="Y" THEN 1970
XY 1910 IF NOT A$="N" THEN 1890
TQ 1920 GOTO 1940
VL 1930 TRAP 40000:GOTO 1890

```

```

EF 1940 ? : ? "ENTER DESIRED PLOTTER SCALE
(not less)":TRAP 1960:INPUT U3:U2=1/U
3
UM 1950 GOTO 1970
SB 1960 TRAP 40000:GOTO 1940
CA 1970 U=U2*480/3.78/5:54=400-U2*127*(E+
F+G):55=400-U2*127*(G+F):56=400-U2*127
*G:57=400
EE 1980 ? #2;"M240,-400": ? #2;"I";"M0,";
54
HC 1990 FOR Y=54 TO 400 STEP 50: ? #2;"D0,
";Y+5;"M0,";Y+15;"D0,";Y+40;"M0,";Y
+50:NEXT Y:REM CENTERLINE
KO 2000 ? #2;"M0,";57;"D";U*A(6,0);"";5
7;"D";U*A(4,0);"";56;"D";-U*A(4,0);
"";56;"D";-U*A(2,0);"";55
DN 2010 ? #2;"D";U*A(2,0);"";55;"D";U*A
(0,0);"";54;"D";-U*A(0,0);"";54;"D
";-U*A(2,0);"";55
CN 2020 ? #2;"M0,";57;"D";-U*A(6,0);"";
57;"D";-U*A(4,0);"";56;"M";U*A(4,0)
;"";56;"D";U*A(2,0);"";55
UP 2030 IF I1=4 THEN 2060
QY 2040 FOR L=0 TO N/2-1:X1=U*A(0,L):X2=U
*A(2,L+1): ? #2;"M";X1;"";54;"D";X2;"
";55
GM 2050 NEXT L
AF 2060 FOR L=0 TO N/2-1:X1=U*A(0,L):X2=U
*A(2,L): ? #2;"M";X1;"";54;"D";X2;"
";55
GS 2070 NEXT L
US 2080 IF I2=4 THEN 2140
XF 2090 IF I1=I2 THEN 2120
AL 2100 FOR L=0 TO N/2-1:X1=U*A(2,L):X2=U
*A(4,L+1): ? #2;"M";X1;"";55;"D";X2;"
";56:NEXT L
PR 2110 GOTO 2140
AM 2120 FOR L=0 TO N/2-1:X1=U*A(4,L):X2=U
*A(2,L+1): ? #2;"M";X1;"";56;"D";X2;"
";55
GI 2130 NEXT L
LC 2140 FOR L=0 TO N/2-1:X1=U*A(2,L):X2=U
*A(4,L): ? #2;"M";X1;"";55;"D";X2;"
";56
DX 2150 NEXT L:IF I3=4 THEN 2210
CW 2160 IF I1=I2 THEN 2190
MG 2170 FOR L=0 TO N/2-1:X1=U*A(6,L):X2=U
*A(4,L+1): ? #2;"M";X1;"";57;"D";X2;"
";56
NI 2180 NEXT L:GOTO 2210
NZ 2190 FOR L=0 TO N/2-1:X1=U*A(4,L):X2=U
*A(6,L+1): ? #2;"M";X1;"";56;"D";X2;"
";57
GB 2200 NEXT L
UV 2210 FOR L=0 TO N/2-1:X1=U*A(4,L):X2=U
*A(6,L): ? #2;"M";X1;"";56;"D";X2;"
";57
UN 2220 NEXT L:58=54-50: ? #2;"M-200,";58:
? #2;"PACTUAL SIZE IS ";U3;" TIMES LAR
GER"
SW 2230 58=54-30:59=LEN(G$)*6: ? #2;"M";-5
9;"";58: ? #2;"P";G$: ? #2;"H": ? #2;"M-
240,";54-50:CLOSE #2
UQ 2240 GRAPHICS 0: ? "": ? "PRESS ANY KEY TO RETURN
TO MENU 2"
VF 2250 IF PEEK(764)<>255 THEN POKE 764,2
55:GOTO 1160
RH 2260 GOTO 2250
NI 2270 X=6:Y=0:A$="ing as PICT":GOSUB 57
0:X=17:A$="URE.PIC":GOSUB 570:COLOR 2:
FOR X=0 TO 7
VB 2275 PLOT 200,X:DRAWTO 300,X:NEXT X
EE 2280 CLOSE #1:OPEN #1,8,0,"D:PICTURE.P
IC":POKE 850,11:POKE 852,PEEK(88):POKE
853,PEEK(89)
AV 2290 POKE 856,0:POKE 857,30:P764=USR(A
DR("hhhhLUV"),16):PUT #1,PEEK(712):PUT
#1,PEEK(708):PUT #1,PEEK(709)
UN 2300 PUT #1,PEEK(710):CLOSE #1:RETURN

```


Don't miss all the latest Atari news

**Subscribe to Antic NOW!**

# THE SEVEN SKULLS

Article on page 17

## LISTING 1

Don't type the  
TYPO II Codes! 

```

UU 1 REM THE SEVEN SKULLS
AH 2 REM BY BERNARD TAYLOR
OP 3 REM (c)1988, ANTIC PUBLISHING INC.
LB 4 GOSUB 1000:GOTO 2000
XN 5 POSITION C(R),8:? #6;" " :MV=30
CQ 6 FOR J=1 TO 2:Q=2.8:L=15:M=12
YM 7 FOR P=1 TO 2
QC 8 FOR DE=L TO M STEP -Q:SOUND N,255,10
,DE:SOUND 1,248+DE/2,10,DE:POSITION 9,
2:? #6;" " :FOR DF=N TO 8:NEXT DF
RJ 9 POSITION 9,2:? #6;" " :SOUND 1,248+D
E/2,10,DE:NEXT DE:L=10:M=N:Q=0.6
NO 10 NEXT P:FOR DE=N TO 200:NEXT DE:IF L
VL=1 THEN 16
JA 11 NEXT J
VI 12 FOR J=1 TO 7:POSITION C(J+1),5:GOSU
B I(J):POSITION C(J+1),6:GOSUB I(J)+10
:NEXT J:TRY=2
DA 16 R=5:POSITION 9,8:? #6;" " :POSITION
N,1:? #6;MV
ZM 18 A=STICK(0):IF STRIG(0)=N THEN 200
BO 20 IF PEEK(53279)=5 THEN 607
MB 21 IF A=15 THEN 18
DG 22 POSITION C(R),8:? #6;" "
YQ 25 DX=(A=7)-(A=11):R=R+DX
MZ 30 IF R>8 THEN R=2
JU 32 IF R<2 THEN R=8
OP 60 POSITION C(R),8:? #6;" " :FOR DE=8
TO N STEP -1:SOUND N,80+DE,10,DE:NEXT
DE
UQ 70 GOTO 18
JZ 200 FOR J=1 TO 3:LOCATE C(R+D(J)),6,2:
POSITION C(R+D(J)),5:GOSUB Z*10:POSITI
ON C(R+D(J)),6:GOSUB Z*10+10
BF 205 FOR DE=8 TO N STEP -1:SOUND N,140+
DE,10,DE:NEXT DE:NEXT J:SS=N
RT 206 MV=MV-1:MU1=MV+1:POSITION N,1:? #
6;" " :POSITION N,1:? #6;MV
CL 208 FOR J=N TO 18 STEP 3:LOCATE J,5,21
:IF Z1=33 THEN SS=SS+1:NEXT J
YQ 215 IF SS=7 THEN LVL=LVL+1:POSITION C(
R),8:? #6;" " :POKE K4,N:GOTO 595
VD 216 IF MV>N THEN POKE 77,N:GOTO 20
FU 217 IF LVL=1 THEN 607
RL 218 GOTO 607
HK 360 ? #6;"&":RETURN
JG 370 ? #6;"<":RETURN
KN 400 ? #6;"*+":RETURN
MJ 410 ? #6;"-":RETURN
OJ 440 ? #6;"./":RETURN
ZB 450 ? #6;"!":RETURN
DR 580 ? #6;"!#":RETURN
FY 590 ? #6;"$%":RETURN
EW 595 FOR J=1 TO 3:RESTORE 3200
PF 598 FOR P=1 TO 8:READ SH1,SH2,SH3,SH4
TM 600 POKE ST+SH1,SH2:POKE ST+SH3,SH4
YU 601 FOR DE=1 TO 3:NEXT DE:NEXT P:NEXT
J
TS 602 FOR T=14 TO N STEP -1:POKE K,T:5=I
NT<RND(0)*3)+2
SO 603 SOUND N,G<14-T>/2,10,10:SOUND 1,G<
14-T>/5,10,8:SOUND 2,G<14-T>/5+0.6,10,
4:FOR DE=1 TO 40:NEXT DE:NEXT T
GR 604 FOR DE=1 TO 80:NEXT DE:FOR J=N TO
2:SOUND J,N,N:NEXT J:MU=30:POSITION
18,1:? #6;LVL
SH 605 IF LVL=9 THEN 1500
QU 606 GOTO 615
DM 607 FOR J=90 TO 12 STEP -2:POKE K,J:50
UND N,200-J,10,12:FOR DE=N TO 10:NEXT
DE:NEXT J:SOUND N,N,N,N
DL 608 IF TRY=1 AND LVL>3 AND INT<MU1/LVL
><20 THEN 5
ZH 610 RESTORE 3100:FOR J=1 TO LVL:READ A
$:NEXT J:POSITION <20-LEN(A$)>/2,3:? #
6;A$
OQ 611 POKE DL+15,6:POKE DL+16,6:POSITION
1,10:? #6;" " :POSITION
ON 7,11:? #6;" "
ZZ 612 IF PEEK(53279)<>6 THEN 612
BX 613 POKE 559,N
GN 614 FOR DE=N TO 50:NEXT DE:POKE DL+15,
7:POKE DL+16,7:POSITION C(R),8:? #6;"
" :POKE K4,N:GOTO 2195
QZ 615 FOR J=2 TO 8
EM 616 SK=INT<RND(0)*7>+1:IF E<SK>=N THEN
616
TH 618 IF LVL>3 THEN I<J-1>=E<SK>
RK 620 POSITION C(J),5:GOSUB E<SK>:POSITI
ON C(J),6:GOSUB E<SK>+10:E<SK>=N
GZ 625 NEXT J
TJ 630 FOR P=1 TO 7:E<P>=F<P>:NEXT P
RI 640 POSITION C(R),8:? #6;" " :POKE K,1
2:GOTO 16
KI 1000 GRAPHICS 0:POKE 752,1:POKE 559,0:
DIM AA$(22),BB$(22):K=708:K1=709:K2=71
0:K3=711:K4=712:N=0
NP 1002 AA$=" " :BB$=
" "
HG 1005 SETCOLOR 2,N,N:POKE K,26:POKE K1,
6:DL=PEEK(560)+256*PEEK(561):POKE DL+1
2,7:POKE DL+13,6:L=1:M=22:P=8
WO 1007 FOR J=5 TO 1 STEP -1
TV 1008 POSITION L+8,J:? #6;AA$(L,M):POSI
TION L+8,P:? #6;BB$(L,M)
XU 1009 L=L+2:M=M-2:P=P+1:NEXT J
DI 1010 POSITION 2,7:? #6;"THE SEVEN SKUL
LS":POSITION 11,15:? #6;"by Bernard T
aylor"
LN 1012 POSITION 9,17:? #6;" " :COLOR 32:PLOT 2,0:POKE 559,34
AF 1020 RETURN
AX 1500 POSITION N,1:? #6;" " :POSITION 1
8,1:? #6;" " :POKE K,12:POKE K1,N
UQ 1501 POKE K3,N:POKE K4,N:B$(64,66)=STR
$(MU1):KOL=USR<ADR(C$)>
XH 1502 FOR J=1 TO 160:POSITION N,4:? #6;
B$(J,J+19)
MM 1503 MU=INT<RND(0)*3>+2
OQ 1504 SOUND N,G<L>/2,10,8:SOUND 1,G<L>/
MU,10,10:SOUND 2,G<L>/MU+0.6,10,4:L=L+
1:IF L=24 THEN L=INT<RND(0)*16>
AW 1506 FOR DE=1 TO 25:NEXT DE:NEXT J
RY 1507 FOR J=N TO 2:SOUND J,N,N,N:NEXT J
:FOR DE=N TO 100:NEXT DE:POSITION 7,3:
? #6;"Shogun"
AB 1508 FOR J=1 TO 5
ZR 1509 FOR DE=14 TO N STEP -0.3:POKE K1,
DE:NEXT DE
KD 1510 FOR P=5 TO 100 STEP INT<RND(0)*2.
5>+1.5
ZG 1511 SOUND N,P,8,<80*RND(0)+50>/P:SOUN
D 1,P+20,8,<80*RND(0)+50>/P:NEXT P
LQ 1512 SOUND N,N,N,N:SOUND 1,N,N,N
AY 1513 NEXT J:POKE K1,6:POKE K3,106:POSI
TION 7,3:? #6;"SHOGUN":GOTO 611
YA 2000 DIM A$(20),B$(182),C$(17),D<
3>,E<7>,F<7>,G<24>,I<7>
JQ 2050 B$=" "
YOU DID THAT IN ONLY
MOVES
TA 2060 B$(84,129)=" "
CS 2065 B$(130,182)=" "
BX 2070 C$=" "
JE 2100 ST=<PEEK(742)-2>*256
II 2110 FOR J=N TO 487:POKE ST+J,PEEK<573
44+J>:NEXT J:CH=16:W=8
YD 2115 FOR J=1 TO 3
TZ 2120 FOR LO=N TO CH-1:FOR BY=N TO 7:RE
AD SH:POKE ST+(LO)*8+BY+W,SH:NEXT BY:N

```

continued on next page

```

NK EXT LO:IF J=1 THEN CH=7:W=208
GH 2125 IF J=2 THEN CH=2:W=472
WA 2126 NEXT J
AA 2150 FOR J=1 TO 9:READ S:C(J)=S:NEXT J
AQ 2160 FOR J=1 TO 3:READ S:D(J)=S:NEXT J
   :FOR J=1 TO 7:READ S:E(J)=S:F(J)=S:NEX
   T J
HE 2165 FOR J=N TO 24:READ M:G(J)=M:NEXT
   J
TN 2175 GRAPHICS 18:POKE 559,N:DL=PEEK<56
   0>+256*PEEK<561>:POKE DL+6,6
TD 2180 POKE 756,ST/256:POKE K,12:POKE K1
   ,6:POKE K2,26:POKE K3,106
RK 2187 FOR J=2 TO 17 STEP 3:COLOR 96:PLO
   T J,8:NEXT J:PLOT 7,1:DRAWTO 11,1
EY 2188 POSITION 2,N:? #6;"POSITION"
CV 2189 COLOR 123:PLOT N,3:DRAWTO 3,3:PLO
   T 16,3:DRAWTO 19,3:COLOR 2:PLOT N,N:DR
   AWTO 1,N:PLOT 18,N:DRAWTO 19,N
LC 2190 PLOT N,11:DRAWTO 19,11:PLOT N,2:D
   RAWTO 19,2:PLOT N,9:DRAWTO 19,9
RG 2192 POSITION 3,1:? #6;"POSITION"
   N 12,1:? #6;"POSITION":COLOR 190:PLOT 9,2
   :COLOR 191:PLOT 10,2
MB 2195 FOR J=1 TO 7:POSITION C(J+1),5:GO
   SUB E<J>:POSITION C<J+1>,6:GOSUB E<J>+
   10:NEXT J
GN 2196 COLOR 32:PLOT 18,1:PLOT 4,3:DRAWT
   O 15,3:PLOT N,4:DRAWTO 19,4
WY 2198 COLOR 2:PLOT N,10:DRAWTO 19,10:PL
   OT N,11:DRAWTO 17,11:COLOR 32:PLOT 5,1
   0:PLOT 14,10:MU=30:MU1=N:TRY=1
NT 2200 LVL=1:POSITION 18,1:? #6;LVL:COLO
   R 124
XG 2205 FOR J=2 TO 17 STEP 3:PLOT J,10:NE
   XT J
OL 2210 COLOR 32:PLOT N,7:DRAWTO 19,7:PLO

```

```

HT T 5,10:PLOT 14,10:POKE 559,34:GOTO 6
   3000 DATA 15,63,127,127,243,225,201,19
   3,126,189,255,223,253,247,189,126,240,
   252,254,254,207,135,147,131
OT 3005 DATA 102,62,20,7,9,14,7,0,102,124
   ,40,224,144,112,224,0
FC 3010 DATA 0,1,3,6,50,111,107,88,240,25
   2,62,30,15,15,31,255,88,107,111,50,6,3
   ,1,0,255,31,15,15,30,62,252,240
NJ 3020 DATA 0,7,14,9,7,20,62,102,0,224,1
   12,144,224,40,124,102,193,193,225,243,
   127,127,63,15
J5 3025 DATA 131,131,135,207,254,254,252,
   240
VI 3030 DATA 15,63,124,120,240,240,248,25
   5,0,128,192,96,76,246,214,26,0,60,102,
   102,102,60,0
NR 3035 DATA 255,248,240,240,120,124,63,1
   5,26,214,246,76,96,192,128,0
MK 3040 DATA 1,3,6,15,28,7,27,53,128,192,
   96,240,56,224,216,172
QQ 3045 DATA 30,7,13,27,31,27,13,7,120,22
   4,176,216,248,216,176,224,0,60,90,126,
   102,66,129,255
MI 3050 DATA 255,0,255,223,126,90,60,0,25
   5,195,165,153,153,165,195,255,18,0,3,6
   ,9,12,15,18,0,0,-1,1
RB 3052 DATA 360,400,440,580,360,400,440
   UC 3055 DATA 152,152,136,136,114,114,136,
   121,136,152,182,204,230,230,230,204,18
   2,182,152,136,136,204,182,182,136
DR 3100 DATA
MR 3150 DATA
TS 3200 DATA 14,193,30,131,13,229,29,167,
   13,225,29,135,14,195,30,195,14,193,30,
   131,15,197,31,163
JU 3210 DATA 15,193,31,131,14,201,30,147

```

atari finds your best investment deal

# BOND BROKER

Article on page 24

## LISTING 1

Don't type the  
TYPO II Codes!

```

LN 10 REM BOND BROKER
HU 20 REM BY JEFFREY A. SUMMERS
QH 30 REM <c>1988, ANTIC PUBLISHING
IV 99 GOTO 1000:REM INITIALIZATION CODE
UK 100 VECTOR=29:PTR=1
IY 101 GET #1,X:IF X<28 OR X>31 THEN 110
GH 105 VECTOR=X:RETURN
EO 110 IF X=155 THEN RETURN
TV 111 IF X=27 THEN VECTOR=27:RETURN
GH 112 IF X<>126 THEN 115
ZQ 113 IF PTR=1 THEN 101
DC 114 ? CHR$(X);PTR=PTR-1:GOTO 101
UK 115 RESPONSE$(PTR,PTR)=CHR$(X):PTR=PTR
   +1:? CHR$(X);GOTO 101
EM 1000 GRAPHICS 0:POKE 710,4:DLIST=PEEK<
   560>+256*PEEK<561>:IF PEEK<53279><>5 T
   HEN POKE 16,112:POKE 53774,112
TI 1010 POKE DLIST+3,70:POKE DLIST+6,6:?
   " bond broker "
ER 1020 POSITION 2,3:? "Name:";INV1$:POS
   ITION 22,3:? "Name:";INV2$
PM 1030 POSITION 2,5:? "Load%:";LD1:POSI
   TION 22,5:? "Load%:";LD2
YH 1040 POSITION 2,7:? "Rate%:";RATE1:PO
   SITION 22,7:? "Rate%:";RATE2
OT 1050 POSITION 2,9:? "Reinvest:";REIN1
   $:POSITION 22,9:? "Reinvest:";REIN2$
SI 1060 POSITION 2,11:? "Load on Div.:";
   LDREIN1$:POSITION 22,11:? "Load on Div
   .:";LDREIN2$
IO 1070 POSITION 5,15:? "Press <esc> to d
   isplay tables":POSITION 5,16:? "Use cu
   rsor keys or <RETURN> to"

```

```

RA 1080 POSITION 5,17:? "change or step t
   hrough items"
KE 2001 REM NAME 1
GG 2010 POSITION 8,3:? "###";GOSUB 100
QK 2020 IF PTR<>1 THEN INV1$=RESPONSE$(1,
   PTR-1)
CC 2030 ON VECTOR-27 GOTO 6010,3010,2510,
   2510
QC 2040 GOTO 7010
LD 2501 REM NAME 2
AF 2510 POSITION 20,3:? "###";GOSUB 100
RS 2520 IF PTR<>1 THEN INV2$=RESPONSE$(1,
   PTR-1)
YQ 2530 ON VECTOR-27 GOTO 6510,3510,2010,
   2010
QM 2540 GOTO 7010
FE 3001 REM LOAD PERCENTAGE INVESTMENT 1
IE 3010 POSITION 9,5:? "###";GOSUB 100
AX 3020 IF PTR<>1 THEN TRAP 3030:ENTRY=VA
   L<RESPONSE$(1,PTR-1):LD1=ENTRY
CJ 3030 ON VECTOR-27 GOTO 2010,4010,3510,
   3510
QD 3040 GOTO 7010
QR 3501 REM Load Percentage investment 2
CG 3510 POSITION 29,5:? "###";GOSUB 100
IX 3520 IF PTR<>1 THEN TRAP 3530:ENTRY=VA
   L<RESPONSE$(1,PTR-1):LD2=ENTRY
YX 3530 ON VECTOR-27 GOTO 2510,4510,3010,
   3010
QN 3540 GOTO 7010
UN 4001 REM RATE OF RETURN INVESTMENT 1
JN 4010 POSITION 9,7:? "###";GOSUB 100
FQ 4020 IF PTR<>1 THEN TRAP 4030:ENTRY=VA

```

```

L<RESPONSE$(1,PTR-1):RATE1=ENTRY
HG 4030 ON VECTOR-27 GOTO 3010,5010,4510,
4510
QE 4040 GOTO 7010
WH 4501 REM RATE OF RETURN INVESTMENT 2
DR 4510 POSITION 29,7:? "###";GOSUB 100
NS 4520 IF PTR<>1 THEN TRAP 4530:ENTRY=UA
L<RESPONSE$(1,PTR-1):RATE2=ENTRY
DU 4530 ON VECTOR-27 GOTO 3510,5510,4010,
4010
QO 4540 GOTO 7010
LY 5001 REM REINVEST DIVIDENDS? 1
ZV 5010 POSITION 12,9:? "###";GOSUB 100
SO 5020 IF PTR<>1 THEN REIN1$=RESPONSE$
MD 5030 ON VECTOR-27 GOTO 4010,6010,5510,
5510
QF 5040 GOTO 7010
NN 5501 REM REINVEST DIVIDENDS? 2
BJ 5510 POSITION 32,9:? "###";GOSUB 100
TX 5520 IF PTR<>1 THEN REIN2$=RESPONSE$
IR 5530 ON VECTOR-27 GOTO 4510,6510,5010,
5010
QP 5540 GOTO 7010
KD 6001 REM LOAD ON REINVESTED DIV? 1
RN 6010 POSITION 16,11:? "###";GOSUB 100
OR 6020 IF PTR<>1 THEN LDREIN1$=RESPONSE$
RF 6030 ON VECTOR-27 GOTO 5010,2510,6510,
6510
QG 6040 GOTO 7010
LV 6501 REM LOAD ON REINVESTED DIV? 2
TB 6510 POSITION 36,11:? "###";GOSUB 100
QC 6520 IF PTR<>1 THEN LDREIN2$=RESPONSE$
HZ 6530 ON VECTOR-27 GOTO 5510,2510,6010,

```

```

6010
PE 7001 REM SECOND SCREEN
DD 7010 GRAPHICS 0:POKE 710,4:? INV1$:POS
ITION 22,0:? INV2$:V1=1-(LD1/100):V2=1
-(LD2/100)
NP 7020 FOR YEAR=1 TO 20:? YEAR:POSITION
5, YEAR
MU 7025 IF REIN1$<>"Y" AND REIN1$<>"y" TH
EN V1=V1+RATE1/100:GOTO 7035
UY 7030 V1=V1+V1*(RATE1/100)*(1-LD1*(LDRE
IN1$="Y" OR LDREIN1$="y")/100)
MG 7035 IF REIN2$<>"Y" AND REIN2$<>"y" TH
EN V2=V2+RATE2/100:GOTO 7050
BZ 7040 V2=V2+V2*(RATE2/100)*(1-LD2*(LDRE
IN2$="Y" OR LDREIN2$="y")/100)
SM 7050 ? (V1-1)*100:POSITION 22, YEAR: ? (
V2-1)*100
QU 7060 NEXT YEAR
HE 7070 ? :? " <esc> to return to data
entry":POKE 752,1
PI 7080 ? " (*> to end program";
BC 7090 GET #1,X:IF X=27 THEN POKE 752,0:
GOTO 1000
HM 7100 IF X=42 THEN GRAPHICS 0:END
UA 7110 GOTO 7090
KD 10000 DIM INV1$(15), INV2$(15), RESPONSE
$(15), REIN1$(1), REIN2$(1), LDREIN1$(1),
LDREIN2$(1)
AG 10010 CLOSE #1:OPEN #1,12,0,"K:"
ZA 10020 REM DEFAULT VALUES
MV 10030 INV1$="" :INV2$=""
ZA 10040 LD1=0:LD2=0
NC 10050 RATE1=7:RATE2=7
MU 10060 REIN1$="Y":REIN2$="Y"
GB 10070 LDREIN1$="N":LDREIN2$="N"
UR 10999 GOTO 1000:REM START MAIN BODY

```

lighting-fast command finder

# ACTION! TOOLBOX

Article on page 52

## LISTING 1

```

; ACTION! TOOLBOX
; BY KEVIN SHERRATT
; (c)1988, ANTIC PUBLISHING

```

```

MODULE
  BYTE Index,
  Match
  BYTE ARRAY Strings,
  Word,
  Comlist

```

```

PROC Wordfind(
  BYTE Start,
  Counter
  FOR Counter=Index TO Strings(0)
  DO
    IF String(Index)<>32 THEN
      EXIT
    FI
    Index==+1
  OD
  Start=Index
  FOR Counter=Index TO Strings(0)
  DO
    IF String(Index)=32 THEN
      EXIT
    FI
    Index==+1
  OD
  Copy5(Word,String,Start,Index)
  RETURN

```

```

PROC Matchup(BYTE ARRAY Command, List BY
TE Increment)
  BYTE Counter1,

```

```

  Counter2
  Match=0
  FOR Counter1=1 TO List(0) STEP Increment
  DO
    IF Command(1)=List(Counter1) THEN
      Match=1
      FOR Counter2=2 TO Increment
      DO
        IF List(Counter1+Counter2-1)=32 THEN
          EXIT
        ELSEIF Command(Counter2)<>List(Counter1+Co
unter2-1) THEN
          Match=0:EXIT
        FI
      OD
    FI
    IF Match=1 THEN
      EXIT
    FI
    IF Match=1 THEN
      Match=Counter1
    FI
  RETURN

```

```

PROC Caller(
  Comlist="DOG CAT COW MULE"
  Print("TYPE ONE OF THE FOLLOWING: ")
  PrintE(Comlist)
  Input5(5String)
  Index=1
  Wordfind(
  Matchup(Word, Comlist, 4)
  PrintE(Word),
  PrintBE(Match)
  RETURN

```

# Antic Classifieds

## SOFTWARE, ETC.

Best DP disks/prices—fastest service—FREE bonuses—8-bit/ST. Automatic DISK-A-MONTH program. Full disks less than \$1.50 each. Super sample disk with catalog \$3.50. Specify computer. PATNOR, POB 370782, El Paso, TX 79937.(10/88)



**PRINTSHOP ICONS** for the ATARI 800/XL/XE. 13 volumes with over 1300 pictures for use with Printshop. Order today! This is a time limited special for only \$20.00. ComputerActive, Box 893-A, Clinton, OK 73601.(10/88)

Try us for your Atari Public Domain software needs. Good prices, fast service, Write for free catalog. Vulcan Software PO Box 692 Manassas, VA 22111-0692. (1/89)

### 1-ST PUBLIC DOMAIN SOFTWARE

Library containing over 100 Public Domain programs, Art, Demos, Games, Music, Utilities. At amazing low cost and FREE air mail postage anywhere in the world. Send now for large free catalogue. To: StockSoft, 15 Woodbrooke Rd., Birmingham B30 1UE, England UK. (10/88)

**COMPREHENSIVE COMIC BOOK SYSTEM!** ATARI 8-bits, 48-K, disk drive. Excellent manual! \$19.95. SASE->More info. BUECO, 3900 Hampton Dr., Anchorage, AK 99504. (11/88)

### 1-FREE 8-BIT PD DISK

For your free disk send \$1.00 shipping & handling to: ComputerActive, Box 853-A, Cljinton, OK 73601.(10/88)

Educators! Low-cost shareware software for ST mon/color. \$4.00 per disk! SASE for full catalog. ST-Land PDware, Box 1646, Orange Park, FL 32067-1646.(10/88)

**SPHERE of INTERNETMENT**—Largescala adventure with many castles, villages, dungeons, etc., to explore. With map \$25 postpaid. 25 new double-sided, double-density disks, \$15 postpaid. Utilities and other programs available for Atari 8-bit (Specify type). VISA/MasterCard accepted. F.H.S., Rt. 1, Karlstad, MN 56732. Ph. (218) 436-2835. (10/88)

## AMAZING ATARI 8-BIT SOFTWARE!!!

Choose from over 240 Public Domain Theme Disks or pick individual programs. Free 55-page Catalog! BELLCOM, Box 1043-A, Peterborough, Ontario, Canada K9J 7A5.(11/88)

**FEAR CHALLENGES THE 8-BIT WORLD!!** Unbelievable Action!! Figure Eight Auto Racing 400/800/XL/XE 48KRAM \$7.50/Disk/PPD. RASCOM, 22128 Newkirk Avenue, Carson, CA 90745. (11/88)

New NERDS graphics collections for Print Shop(R): BIOLOGY 1&2: Animal, Plant, Micro, more—230 pics: \$15 both. Periodic Table: Chemistry symbols (over 100): \$9. MAPS 1&2: US, Europe, more—230 pics: \$15 Both. Add \$1 P&H SASE for printouts. NERDS, Loeffler, 18 Wendy Dr., Farmingville, NY 11738. (11/88)

Discount Software/Hardware for ATARI 8-bit & ST. 30% below retail. ATARI 130XE \$145, ATARI-ST color \$969 ATARI XF551 disk drive \$185, Anchor 2400 baud modem \$159, Star NX-1000 printer \$189, Star color \$259. Send \$1 for 20 page catalog with over 500 titles. Specify computer MULTI VIDEO SERVICES, Box 246 E. Amherst, 14051. Phone: (716) 688-0469 after 6pm. (10/88)



Stop overpaying for PD software!!! All 8-bit disks only \$2.00 each, ST only \$3.00. Quantity discounts, great selection. Specify computer. Send large SASE: MWPDS, 890 N. Huntington St., Medina, OH 44256.(10/88)

**MANGHAM'S ATARI 8-bit.** PD Great selection SASE, two stamps for catalog, PO Box 1351, Forest Park, GA 30050.(10/88)



**PUBLIC DOMAIN SOFTWARE** only \$2.50 a disk. Over 200 disks for the 800/XL/XE. Fast service and unbelievable discounts. Free list. ComputerActive, Box 893-A, Clinton, OK 73601.(10/88)

Check Poker, the Real Advantage and much more. Instructions on how to make program personal. Ernest Del Rio, Box 96, Anatone, WA 99401—Disk \$5.00 + \$1.50 S&H.(10/88)

Original Rembrandt Artwork and display program. Rembrandt not required! Send \$8.00 to Anthony Watson, 2205 Simpson, Vancouver, WA 98660.(10/88).

## ATARI 800/XL/XE PUBLIC DOMAIN DISKS

Receive four high quality double-sided disks for only \$8.50! Send money order for 24 hour shipping. Free list. 1ST Byte. PO Box 130822, Tyler, TX 75713.(12/88)

ATARI ST DISKS. \$4.00 each, 20+ programs per disk. Send \$4.00 for sample disk and huge catalog. L. Christoffer, 1806 Patrick Dr., Burlington, WA 98233.(11/88)

For the Atari ST, THE INVENTORY MANAGER is a sophisticated report and order generating inventory control program, written in FORTH by a person with 23 years in inventory control management. Write for FREE brochure to: Walter La Foret, PO Box 166, Fountainville, PA 18923.(10/88)



### NEW! AUTOPREP DISK INITIALIZER

Ends repeated DOS prompts, saves time. Automatically formats single or dual density, writes your choice of DOS files, RAMDISK.COM and/or AUTORUN.SYS—all without DOS. Specify once, then initialize 10 or 10,000 disks with no more prompts. Fast, accurate for Atari 8-bits, min. 32K, DOS 2.0 or 2.5. Only 14.95 + \$2 shipping, check or M.O. (New Yorkers add \$1.05 sales tax.) HELPWAYS, Box H, Rochester, NY 14623.(12/88)

### AGAPE GAMES-5 CHRISTIAN GAMES

**KINGS GLORY** Arcade like Adventure with 26 mazes and a maze maker. **BIBLE WORD SEARCHER** with 30 puzzles and a puzzle generator. Plus 3 Games that teach the Books of the Bible. For Atari 8-bit (requires 48K + disk) \$12.95-Daniel Sharpe, GPO 911, Chicopee, MA 01021.(10/88)

XL/XE PD CLASSICS Games, productivity, utilities, communications, more. Quality Programs Only! Catalog free. **HOMEMADE**, 6011 Hyde Park Circle, Suite 208, Jacksonville, FL 32210.(10/88)

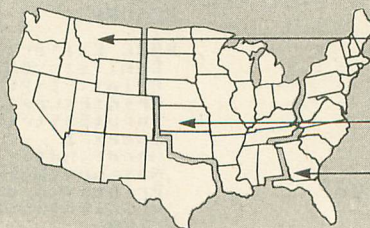
## USER'S GROUP

GFA BASIC USERS GROUP. Worldwide membership, monthly newsletter with programming tips. Details: Send large SASE. RASCOM, 22128 Newkirk Ave., Carson, CA 90745.(10/88)

## Advertising Sales

Advertising Sales Director  
John Taggart  
**Antic Magazine**  
544 Second Street  
San Francisco, CA 94107  
(415) 957-0886

Address all advertising materials to:  
KATE MURPHY  
Advertising Production Coordinator  
**Antic Magazine**  
544 Second Street  
San Francisco, CA 94107



**Phoebe Thompson Associates**  
15640 Gardenia Way  
Los Gatos, CA 95030  
PHOEBE THOMPSON  
408-356-4994

**Garland Associates**  
10 Industrial Park Rd.  
Hingham, MA 02043  
JOHN A. GARLAND  
617-749-5852

**The Patis Group**  
4761 W. Touhy Ave.  
Lincolnwood, IL 60646  
MICHAEL MOONEY  
312-679-1100



# BUY

# SELL

# TRADE

# SWAP

## Antic Classifieds

Gail McCall, Advertising Sales Coordinator  
544 Second Street, San Francisco, CA 94017  
Telephone (415) 957-0886

Name	Company
Address	Phone
City/State/Zip	
MasterCard/Visa Number	Expiration Date
Signature	Issue(s) Ad to Appear
Enclosed is my payment for \$ _____	

**RATE:** \$1.00 PER WORD—twenty (20) word minimum.

**BOLDFACE:** Add \$7.50 per line for boldface words or add \$40.00 for the entire ad set in boldface (any number of lines).

**STARS:** Add \$6.50 for one (1) line of six (6) stars ★★★★★★ at top of ad.

**TERMS:** Prepayment is required. Check, Money Order, Visa or MasterCard is accepted. Make check payable to Antic Publishing.

**FORMS:** Ads are subject to publisher's approval and **MUST BE TYPED**. Please underline words to be set in boldface.

**GENERAL INFORMATION:** Advertisers using Post Office Box numbers in their ads must supply permanent address and telephone numbers. Ad will appear in the next available issue after receipt unless otherwise specified.

**DEADLINE:** 90 days prior to cover date (e.g., December 1988 closes September 1, 1988—December issue on sale November 1, 1988).

**Clip this coupon, attach to typewritten copy and send with remittance to address on the left.**

**HANDWRITTEN COPY WILL NOT BE ACCEPTED**

## AN AD IN ANTIC REACHES MORE THAN 100,000 SERIOUS ATARI USERS

## Advertisers Index

	PAGE NO.
ALPHA SYSTEMS .....	47
AMERICAN TECHNAVISON .....	1
ANTIC .....	2,48
B & C COMPUTERVISION .....	6
BOSTON COMPUTER FAIRE .....	50
COMPUTABILITY .....	4,5
COMPUTER MAIL ORDER .....	14,15
COMPUTER REPEATS .....	22
COMPUTER SOFTWARE SERVICES .....	16
COVOX .....	64
HARTEK .....	20
I.C.D. ....	BC
LYCO .....	62,63, IFC
MAD SCIENTIST .....	64
MICROTYME .....	30
NO FRILLS SOFTWARE .....	64
SOFTWARE DISCOUNTERS .....	61

Be sure to mention ANTIC when contacting these advertisers—all of whom support the Atari 8 bit and ST computer.

This list is provided as a courtesy to our advertisers. ANTIC does not guarantee accuracy or comprehensiveness.

## Advertising Deadlines

### December 1988

Insertion Orders: September 1  
Artwork: September 9  
On Sale: Last week of October

### January 1989

Insertion Orders: October 3  
Artwork: October 10  
On Sale: Last week of November

### February 1989

Insertion Orders: November 2  
Artwork: November 9  
On Sale: Last week of December

# Tech Tips

By CARL EVANS

## USEFUL POKE & PEEK LOCATIONS : PART I

18,19,20	Clock; address 20 increments 60 times a second; 19 increments each time location 20 is reset (about once every 4.25 seconds); 18 increments each time location 19 is reset (about once every 18 minutes)	636	PTRIG0: contains 0 if PADDLE0 trigger is pressed; otherwise contains 1
65	POKE a zero here to stop normal program loading sounds (beeping)	637	PTRIG1
77	POKE a zero here to turn off the attract-mode; must repeat every seven to nine minutes	638	PTRIG2
82	Screen left margin (default = 2)	639	PTRIG3
83	Screen right margin (default = 39)	640	PTRIG4
84	Current cursor row (Graphics 0)	641	PTRIG5
85,86	Current cursor column for all modes (ranges from 0 to 319)	642	PTRIG6
88,89	Upper left-hand screen corner address	643	PTRIG7
93	Code for the character under the cursor	644	STRIG0: contains 0 if STICK0 trigger is pressed; otherwise contains 1
128,129	BASIC's LOMEM pointer	645	STRIG1
130,131	Contains location of the Variable Name Table	646	STRIG2
132,133	Points to the end of the Variable Name Table plus one byte	647	STRIG3
134,135	Contains location of the Variable Value Table	660,661	Contains address of upper left corner of text window
136,137	Points to the beginning of a BASIC program	694	Inverse video flag: 0=normal, 128=inverse
140,141	Contains location of the String and Array Table; also the end of a BASIC program	702	Caps-lock flag: 0=lowercase, 64=uppercase, 128=control characters
144,145	BASIC's top of memory pointer	708	COLOR0: used for the color of uppercase characters in Graphics 1 and 2 (default is 40)
186,187	The line number where a BASIC program has stopped due to ERROR, TRAP, STOP or BREAK	709	COLOR1: used for the color of lowercase characters in Graphics 1 and 2 (default is 202)
195	The OS code for an error during execution is stored here	710	COLOR2: used for the color of inverse uppercase in Graphics 1 and 2; used for background in Graphics 0 (default is 148)
212,213	Used to return a value from a USR call	711	COLOR3: used for the color of inverse lowercase in Graphics 1 and 2 (default is 70)
560,561	Contains the location of the display list	712	COLOR4: used for the color of the background (border) in Graphics 0 (default is 0)
580	POKE a 1 here to cause a reboot when [RESET] is pressed	736,737	Used by DOS to hold the RUN address of a binary load file
624	Contains current value of PADDLE0 (0-228)	738,739	Immediate execution address used by DOS to hold the INIT address of a binary load file
625	PADDLE1	741,742	MEMTOP for BASIC and the OS (minus 1 to get highest free memory)
626	PADDLE2	743,744	MEMLO points to the bottom of user memory for BASIC programs
627	PADDLE3		
628	PADDLE4		
629	PADDLE5		
630	PADDLE6		
631	PADDLE7		
632	Contains current value of STICK0		
633	STICK1		
634	STICK2		
635	STICK3		

### continued next month

*Antic pays \$25 for every original and exclusive Tech Tip submission that we publish. Send your 8-bit or ST disk and printout to: Antic Tech Tips, 544 Second Street, San Francisco, CA 94107. Tech Tips welcomes very short programs that demonstrate the Atari's powers, simple hardware modifications, or useful macros for popular software.*

# THE INCREDIBLE BACK ISSUE SALE!

## ANTIC Back Issues



### HOW TO ORDER

Ordering individual magazines or disks is easy! AMS stands for Antic Magazine. ADS stands for Antic Disk. Follow these product codes with the month and year you want. For example, to order the March 1987 disk and magazine, write:

AMS0387  
For Antic Magazine  
March 1987

ADS0387  
For Antic Magazine  
March 1987

### WHAT IS AVAILABLE

Individual back issue disks and magazines are available for July 1983 through the current issue. September 1984 magazine is sold out.

Individual Antic disks are \$5.95 each, Antic magazines are \$4.00 each. Remember to include shipping and handling charges (see below)

## 6 month back packs only \$20.00 each

Get a complete set — order both magazines and disks in our special BACK PACK SALE

#### DISKS

JULY THRU DECEMBER 1983 DBP8302	JULY THRU DECEMBER 1985 DBP8502
JANUARY THRU JUNE 1984 DBP8401	JANUARY THRU JUNE 1986 DBP8601
JULY THRU DECEMBER 1984 DBP8402	JULY THRU DECEMBER 1986 DBP8602
JANUARY THRU JUNE 1985 DBP8501	JANUARY THRU JUNE 1987 DBP8701

#### MAGAZINES

JULY THRU DECEMBER 1983 MBP8302	JULY THRU DECEMBER 1985 MBP8502
JANUARY THRU JUNE 1984 MBP8401	JANUARY THRU JUNE 1986 MBP8601
JULY THRU DECEMBER 1984 MBP8402	JULY THRU DECEMBER 1986 MBP8602
JANUARY THRU JUNE 1985 MBP8501	JANUARY THRU JUNE 1987 MBP8701

Available only in six month sets shown above.

## START Back Issues



	MAGAZINES	DISKS
START #3 WINTER '86	SMS1286	SDS1286
START #4 SPRING '87	*SMS0387	SDS0387
START #5 SUMMER '87	SMS0687	SDS0687
START #6 FALL '87	SMS0987	SDS0987
START #7 WINTER '87	SMS1287	SDS1287

\*SOLD OUT

Start magazines are \$4.00 each. Start disks are \$10.95 each. Remember to include shipping and handling charges (see below)

**SHIPPING AND HANDLING INFORMATION**  
Please include \$1.00 for each magazine ordered  
Please include \$3.00 for 1-10 disks  
\$6.00 for 10 or more disks

### ST RESOURCE PROGRAMS (From Antic)

	ISSUE	DISK #
COMPENDIUM #1	8/85-1/86	SB0101
COMPENDIUM #2	2/86-5/86	SB0102
COMPENDIUM #3	6/86-9/86	SB0103
COMPENDIUM #4	10/86-2/87	SB0106
COMPENDIUM #5	3/87-7/87	SB0107

Compendium disks are \$10.95 each.

VISA AND MASTERCARD HOLDERS

**CALL TOLL FREE 800-234-7001**

OR SEND YOUR CHECK OR MONEY ORDER TO  
ANTIC PUBLISHING

BACK ISSUES

544 SECOND STREET  
SAN FRANCISCO, CA 94107

Please indicate by product code which issues you would like. California residents add 6½% sales tax.

# Refresh Your Memory



## And Keep Your Cool.

Introducing the ST Hard Drive System from ICD that refreshes your memory better than any other ST hard drive around. *No problem.*

It's the drive that not only looks cool, but stays cool too. All because of a built-in fan that knows exactly how to beat the heat and maintain a calm, cool and collected environment . . . even in your most heated situations. *No sweat.*

And, it's the hard drive that takes a refreshing approach to aesthetic case design as well. See for yourself. It's easy on the space, fitting perfectly under the monitor. And it's easy on the eyes, tailored to look great in the company of your Atari ST. With adjustable front legs, your monitor gets the lift it needs for comfortable viewing. *No strain.*

Despite a sleek and compact exterior, the ICD ST Hard Drive

System is packed full of overwhelming enhancements. Like an internal clock that tags each file with up-to-the-minute time and date information. Not to mention expansion capabilities that welcome the connection of up to six SCSI devices and daisy-chaining Atari's DMA Bus (ACSI). It's available in more memory capacities than you can imagine. With storage ranging from 20 megabyte systems up to 280 megabytes. And, there's dual drives too, that double your protection and double your confidence. *No stress.*

So, the next time you think about a hard drive for your Atari ST, think about the countless ways we can refresh your memory. It's the only drive worth remembering. Because it's from ICD. *No wonder.*

For further product information, please call or write for our catalog today.

# ICD

1220 Rock Street  
Rockford, IL 61101-1437  
(815)968-2228  
MODEM: (815)968-2229  
FAX: (815)968-6888