

**Atari ST
Resource
page 57**

U.S.A. \$3.50
CANADA \$4.50

Antic™

The **ATARI®** Resource

AUGUST 1986

VOLUME 5, NUMBER 4

GOING ONLINE

**How to download
your first program**

**Modem picks & pans
by 1,000 Atarians**

**UltraFont: the ultimate
type-in character editor**

**Use your 8-bit Atari
as ST printer buffer**

**Reviews: GENie online
service, dBMAN, N-Vision**



**Inside: 8 Type-in Programs
(Including 3 ST Programs)**



Printshop Graphics Libraries
I, II & III 73.95

Home Accountant-Tax Advantage
*Book 64.95

Disk Notchers 3.99

Allsop Disk Banks
30-3 1/2" or 60-5 1/4" 10.95

ST SOFTWARE

Haba Wills 24.95

Haba Writer 32.95

Hippo-C 36.95

PC Intercom 74.95

Chat 17.95

VIP Professional 121.95

Infocom Games 29.95

Hex 29.95

Express 29.95

Degas 25.95

SunDog 27.95

Hippopotamus Software Call

PAPER

WHITE 20 LB.

2500 Shts. Laz. Edge 26.95

1000 Shts. Laz. Edge 16.95

500 Shts. Laz. Edge 11.95

ASSORTED PASTELS

2500 Shts. Laz. Edge 44.95

100 Shts. Laz. Edge 26.95

500 Shts. Laz. Edge 16.95

Making Labels 1000 QTY 9.95

DISKETTES

BONUS 5 1/4 3 1/2

SS/DD 9.50 —

DS/DD 13.50 —

PRECISION

SS/DD 8.75 —

DS/DD 11.75 —

MAXELL

MD1 15.95 32.95

MD2 19.95 38.95

MEMOREX

SS/DD 12.50 29.95

DS/DD 16.50 34.95

FF30/20SS/DD — 59.95

FF50/20SS/DD 36.95 —

FF50/20DS/DD 42.95 —

All Diskettes Carry a Lifetime Warranty

COMPUTERS

800XL 79.95

65XE Call

130XE 139.95

520ST (RGB) Call

520ST (MONO) Call

PRINTERS

STAR MICRONICS

SG-10 210.95

SG-15 369.00

SD-10 321.95

SD-15 441.00

SR-10 469.00

SR-15 582.00

SB-10 565.00

PowerType 299.95

LEGEND

808 154.95

1080 205.95

1380 259.95

1385 295.00

OKIDATA

Okimate 10 170.95

Okimate 20 210.00

182 219.95

192 349.95

PANASONIC

KX-P1080 209.00

KX-P1091 231.95

KX-P1092 369.00

KX-P1592 Call

KX-P1595 Call

KX-P3131 259.95

KX-P3151 425.00

CITIZEN

MSP10 259.00

MSP15 439.00

MSP20 439.00

MSP25 549.00

SEIKOSHA

SP-1000 179.95

EPSON

Call for current pricing on all Epson models.

PRINTER RIBBONS
AND
DUST COVERS AVAILABLE

MONITORS

TEKNIKA

MJ-10 189.95

MJ-22 254.95

ZENITH

ZVM 122 74.95

ZVM 123 74.95

AMDEK

300G 117.00

300A 127.00

310A 145.00

Color 300 175.95

Color 600 289.95

Color 700 469.00

Color 710 539.00

ATARI

SM124 174.95

SC1224 335.95

NEC

1201 139.00

1205 139.00

1260 79.95

SAKATA

SC100 159.00

THOMPSON

CM365 289.95

14" RGB Color Composite Amber & Green Switch

CM366 189.95

14" Color Composite

MODEMS

XMM301 39.95

MPP1000E 52.95

MPP1200 199.95

Volks 12 175.95

Volks 300 59.95

Hayes 300 137.00

Hayes 1200 385.00

Team Modem 199.00 (100% Hayes Compatible)

Micro Stuffer 89.95

U-Call 36.95

Compuserve 17.95

SOFTWARE

BATTERIES INCLUDED

Homepak 31.95

Paper Clip 36.95

BRODERBUND

Bank Street Writer 32.95

Karateka 18.95

Lode Runner 18.95

Print Shop 27.95

Print Shop Companion Call

Graphics Libraries I, II, & III ea. 16.95

CONTINENTAL

Tax Advantage 34.95

Home Accountant 32.95

MICROPROSE

F-15 Strike Eagle 20.50

Silent Service 20.50

Kennedy Approach 20.50

OSS

MAC 65 48.95

Action 48.95

Basic XL 38.95

Basic XE 48.95

Tool Kits 18.95

SUBLOGIC

Flight Simulator II 31.95

Jet Call

Night Mission Pinball 20.50

SYNAPSE

Synfile 31.95

Syncalc 31.95

DISK DRIVES

1050 149.95

Happy 1050 299.95

Happy Enhancer 139.95

U. S. Doublers 54.95

DT Duplicator 149.95

DT Doubler 54.95

Indus GT 198.00

SF314 215.95

SF354 169.95

Haba 10 Meg Hard. Call

INTERFACES

MPP1150 45.95

U-Print/Port 49.95

U-Print/16K 69.95

U-Print/64K 79.95

PR Connection 64.95

WHITE HOUSE COMPUTER

P.O. Box 4025
Williamsport, PA 17701

**"Where Prices are Born,
Not Raised."**


Ordering and Terms:
Place orders Monday-Friday 9am-7pm. Customer service calls taken Monday-Friday 10 a.m. 4pm. No deposit on C.O.D. orders. Free freight on all prepaid cash orders over \$300 in the continental U.S.A. APO & FPO orders add \$5 per hundred. Priority mail add \$10 per hundred. All foreign orders add 8% for shipping. UPS shipping add \$4 per hundred (East Coast) \$5 per hundred (West Coast) PA residents add 6% sales tax. Free shipping for PA residents. Orders by company and personal checks held 3 weeks. Defective products require prior return authorization. Defective products will be replaced or repaired according to warranty. **No used or reconditioned products sold.** Prices and availability are subject to change without notice.

**ORDER TOLL FREE
1-800-351-3442**
ALL CUSTOMER SERVICE CALLS
AND PA RESIDENTS CALL
1-717-322-7700

VISA 4%, MASTER CARD 4%, AMERICAN EXPRESS 5%



INTELLICOM



A COMPLETE Communications System

Now you can tap any of the countless telephone data based INFO sources, EXTRACT and FILE that data away for use later. Suddenly, your computer is the smartest terminal around because INTELLICOM emulates such terminals as:

- Digital VT52/VT100
- TeleVideo 910 • ADM3 A/5
- ADDS Viewpoint/25
- CompuServe Executive
- TeleVideo 925

Now you can transfer both binary and text files, using simple ASCII, ASCII Capture, Xon/Xoff, XMODEM (both Checksum and CRC are supported),

KERMIT or CompuServe A Protocols. Operate at any speed up to 9600 baud without ever being outdated as higher speed/lower priced modems are introduced.

Simple menu selections, with a built in HELP facility keep it easy forever.

Autodial directories and auto login are supported along with simultaneous printing.

Additional features: Variable Buffer Size reduces disk activity, while utilizing RAM capacity. Customizing utility program included to ease installation and use. Persistence feature for autodialing and auto login.

Auto login script files can be used to support almost any smart modem and/or automatically log into your favorite remote system. User defined function keys. Color support. Remote access.

Best of all, the entire versatile INTELLICOM package costs you only \$69.95. FOR YOUR 520 ST!!

INTELLICOM is currently being used by ARMCO Steel, General Motors, Smithsonian Institute and countless other large corporations and government agencies worldwide. INTELLICOM is also available for use on IBM PC, Jr., AT and other true IBM compatibles as well as the Sanyo 550 series.

**DON'T DELAY!
ORDER TODAY!
RETURN UPS SHIPMENT
GUARANTEED! HURRY!**



**INCLUDES FREE
SUBSCRIPTION TO
OFFICIAL AIRLINES
GUIDES
SAVE \$50.00!**

COMPUTER TOOLBOX inc.


MasterCard/VISA/COD orders accepted. Specify computer and DOS version when ordering. Connecticut residents add 7½% sales tax. Add \$5 shipping for all orders.

1325 East Main Street, Waterbury, CT 06705
In Connecticut call: 597-0273



Lycó Computer Marketing & Consultants

SAVE ON THESE PRINTERS IN STOCK



INTERFACING AVAILABLE!

1091 \$228

PANASONIC

1091	228
3131 (NEW)	264
1092	325
3151	409
1080 (NEW)	209
1592 (NEW)	439

BROTHER

HR-15XL-P	359
HR-15XL-S	359

C. ITOH

Prowriter 8510 sp+	Call
15505 sp+	Call
Printmaster	Call

EPSON

LX80	209
FX85	333
JX80	Call
Homewriter 10	193
DX10	207
DX20	297
DX35	597
AP-80	244
HI-80	355
HS-80	298
FX-286 (NEW)	489
LO-800 (NEW)	529
LO-1000 (NEW)	659

JUKI

Juki 6100	344
RS232 Serial Board	55
6100 Tractor	119
6100 Sheet Feeder	209
Juki 6300	757

CITIZEN

MSP-10	255
MSP-15	355
MSP-20	337
MSP-25	495
120D	188
Premier 35	429

OKIDATA

Okimate 10	179
182	214
192	343
193	563

CORONA

LP300	2495
200361 Toner Cartridge	89

SG-10 \$205

STAR MICRONICS

SG-10	205
SG-10c	219
SG-15	367
SD-10	319
SD-15	438
SR-10	469
SR-15	578
SB-10	589
Powertype	297
NX-10 (NEW)	CALL
NB-15 (NEW)	CALL

LEGEND

1080	Call
1380	258
1385	289
808	148

MONITORS

AMDEK

300 Green	118
300 Amber	128
310 Amber IBM	155
Color 300 Audio	234
Color 500 Composite	369
Color 600	397
Color 700	495
Color 710	569

THOMSON

CM36512V1	269
CM36632	159

ZENITH

ZVM 122A Amber	75
ZVM 123G Green	75
ZVM 124 Amber IBM	129
ZVM 131 Color	275
ZVM 133 RGB	389
ZVM 135 Composite	449
ZVM 136 Hi Res Color	589
ZVM 1220	95
ZVM 1230	95
ZVM 1240	149

TEKNIKA

MJ-10 Composite	179
MJ-22	255

520 ST

ACTIVISION (520 St)

Borrowed Time	29.75
Music Studio	29.75
Hackler	26.75
Mindshadow	29.75

MARK of UNICORN (520ST)

HEX	29.95
MINCE	129.95
PC/InterComm	99.95

HABA (520 St)

Writer	49.95
--------	-------

VIP TECH

VIP Professional 520ST	115
VIP LITE 520St	65
VIP Professional Amiga	129

QUICKVIEW (520 St)

Zoomracks	49.95
-----------	-------

MODEMS

SUPRA

Supra 300 (Atari)	49.95
Supra 1200 (Atari)	199.95

DIGITAL DEVICES

Pocket Modem AT	Call
Compuserve	18.95

DRIVES

INDUS

GT Atari	195
GT Commodore	195

ATARI

130XE	CALL
65XE	CALL
800XL	CALL
520ST	CALL
1050 Drive	145
1027 Printer	145
850 Interface	109
SF314 Drive	229
SF354 Drive	179
1040 St (New)	Call
XM301 Modem	31

ACTIVISION (Atari)

Hackler	15.75
Mindshadow	15.75
Ghostbusters	15.75
Great Am. Race	15.75
Music Studio	20.75
Space Shuttle	15.75

BRODERBUND (Atari)

The Print Shop	28.95
Graphics Library	18.95
Graphics Library II	19.50
Graphics Library III	19.50
Bank St. Writer	42.75
Whistler's Brother	18.95
Spelunker	18.95
Stealth	18.95
Serpent's Star	24.95
Mask of the Sun	24.95

MICROPROSE (Atari)

Kennedy Approach	21.75
Crusade in Europe	24.75
Decision in Desert	24.75
Solo Flight	20.75
Nato Commander	20.75
Spitfire Ace	18.75
F-15 Strike Eagle	20.75
Silent Service	20.75
Conflict in Nam	24.75

3.5" DISKETTES

DENNISON

SSDD 5 pak	14.95
SSDD 10 pak	26.95

MAXELL

SSDD 10 pak	29.95
DSDD 10 pak	36.95

3M

SSDD 10 pak	26.95
DSDD 10 pak	32.95

SUNKYONG

SKC 5 1/4" SSDD	11.99
SKC 5 1/4" DSDD	13.99

MAXELL

5 1/4" MD1	13.99
------------	-------

TOLL FREE 1-800-233-8760



TO ORDER

CALL TOLL FREE 1-800-233-8760

In PA 717-494-1030

Customer Service 717-494-1670



or send order to
Lycó Computer
P.O. Box 5088
Jersey Shore, PA
17740

RISK FREE POLICY


In-stock items shipped within 24 hours of order. No deposit on C.O.D. orders. Free shipping on prepaid cash orders within the continental U.S. Volume discounts available. PA residents add sales tax. APO FPO and international orders add \$5.00 plus 3% for priority mail service. Advertised prices show 4% discount for cash, add 4% for MasterCard or Visa. Personal checks require 4 weeks' clearance before shipping. Ask about UPS Blue and Red label shipping. All merchandise carried under manufacturer's warranty. Free catalog with order. All items subject to change without notice.

Antic[®]

The **ATARI[®]** Resource

Get started
online

AUGUST 1986, VOLUME 5, NUMBER 4



Floppy Filer 35



Bumblebee 41



N-Vision 71

FEATURES

GOING ONLINE by Gigi Bisson and Charles Jackson 10
Step-by-step to your first download

ANTIC ONLINE SURVEY RESULTS by Nat Friedland 17
Atari users' Top 10 communications tools

MODEM/SOFTWARE SOURCE LIST 19
Choose the product that's best for you

BAUUG SPEAKS OUT! by Gigi Bisson 22
Modem/Software Picks & Pans

ULTRAFONT by Steven Lee 29
Ultimate type-in character editor **TYPE-IN SOFTWARE**

FLOPPY FILER by Robert Blaney 35
Handy disk directory printouts **TYPE-IN SOFTWARE**

FILE MASTER by Jason Worley 37
No more disk disorganization **TYPE-IN SOFTWARE**

GAME OF THE MONTH
BUMBLEBEE by Eddie Carstens 41
WARNING: This game is much harder than it looks! **TYPE-IN SOFTWARE**

SOFTWARE LIBRARY

TYPE-IN LISTINGS SECTION 77

ST RESOURCE

LINKLINE by Patrick Bass 55
Run your 8-bit Atari from your ST **TYPE-IN SOFTWARE**

ONLINE PICTURE VIEWER by Patrick Bass 62
GrafCon-ST: Part II **TYPE-IN SOFTWARE**

dBMAN by Erik Gunderson 65
Important dBase III workalike

N-VISION by Victor Albino 67
Splashy new paint software

ST PRODUCT NEWS 71

I/O BOARD	6	SHOPPERS GUIDE	104
ANTIC ONLINE	8	ADVERTISERS LIST	107
PRODUCT REVIEWS	44	NEW PRODUCTS	108

Antic

The ATARI Resource

Publisher
James Capparell

Editorial

DeWitt Robbeloth, Executive Editor; Nat Friedland, Editor; Charles Jackson, Program Editor; Patrick Bass, ST Program Editor; Gigi Bisson, Assistant Editor; Gregg Pearlman, Junior Editor; Anne Jenkel, Editorial Assistant; Ron Luks, Online Editor.

Contributing Editors

Ian Chadwick, Carl Evans, Ken Harms, David Plotkin, David Small.

Art

Marni Tapscott, Art Director; Gregory Silva, Production Manager/Editorial Designer; Jim Warner, Design/Production Assistant; Deborah Onodera, Ad Production Coordinator; Julianne Osoke, Collateral Printing Coordinator; John Hersey, Ward Schumaker, Matthew Foster, Sarah Waldron, David Barnum, Erik Weber, Contributing Artists.

Circulation

Les Torok, Manager; Cathy Sulak, Subscription Coordinator; Daniel Barrett, Steve Kulin, and Brian Sarrazin, Dealer Sales.

Administration

Clay Selland, Controller; Christina Reinke, Accounting Manager; Lorene Kaatz, Credit & Collections; Juanita Melrose, Personnel; Brenda Oliver and Fidez Bituin, Accounts Receivable; Maria Chavez, Order Processing; Griselda Lopez, Cash Receipts; Diane Comen, Administrative Assistant; Dixie Nicholas, Receptionist.

Marketing

Jon Loveless, Vice President; Gary Yost, Director; Lisa Wehrer, Product Distribution Manager; Sherrill Spurgeon, Retail Sales Manager; Charles Cherry, Product Manager.

Advertising Sales

John Taggart, Director

(For Area Sales Representatives, see page 107.)

General Offices
& Catalog Customer Service
(415) 957-0886

Subscription Customer Service
(614) 383-3141

Antic, P.O. Box 1919, Marion, OH 43306

Credit Card Subscriptions & Catalog Orders
(800) 443-0100 ext. 133
(Continental U.S. & Hawaii)

August 1986, Volume 5, Number 4

Antic—The Atari Resource is published twelve times per year by Antic Publishing. Editorial offices are located at 524 Second Street, San Francisco, CA 94107. ISSN 0745-2527. Second Class Postage paid at San Francisco, California and additional mailing offices. POSTMASTER: Send address change to **Antic**, P.O. Box 1919, Marion, OH 43306.

Editorial submissions should include program listing on disk or cassette, and text file on media and paper if text was prepared with a word processor. Media will be returned if self-addressed stamped mailer is supplied. **Antic** assumes no responsibility for unsolicited editorial material.

No part of this publication may be reproduced, stored in a retrieval system, or transmitted, in any form or by any means, electronic, mechanical, photocopying, recording, or otherwise, without the prior written permission of the publisher.

Antic is an independent periodical not affiliated in any way with Atari Corp. ATARI is a trademark of Atari Corp. All references to Atari products are trademarked and should be so noted.

Antic is a registered trademark
of Antic Publishing, Inc.

Copyright ©1986 by Antic Publishing.
All Rights Reserved. Printed in USA.

I/O Board

In keeping with our online theme, Antic is only answering telecommunications questions in this issue's I/O Board. General responses return next month.

BAUD VS. BPS

I seem to remember a discussion on the difference between baud and BPS when referring to modems. Which issue was it in? Are these terms interchangeable, or are they different measures completely?

Les Green
Lilburn, GA

They're essentially the same. BAUD is a unit of signal speed used in communications, usually bits per second (BPS). Transmission at 300 BAUD is roughly equivalent to 300 characters per minute. The term is derived from the last name of J.M.E. Baudot, a nineteenth century Frenchman who developed the Baudot code for telegraph transmission. This was covered in the August, 1985 Antic, page 12.—ANTIC ED

STINKY SOFTWARE

I own an pre-Supra MPP 1000-C modem. But to be frank, I think the terminal software that came with it stinks! Can you suggest new software I could download from online or buy?

Marc Whipple
CompuServe ID
73147,3070

You're not condemned to use the software packaged with any modem. It's usually included by manufacturers as a courtesy to get you started online. For the MPP, go to the Atari 8-bit SIG on CompuServe, type BRO/KEY MPP and download the file listed as MSCOPE.XMO—the version of TSCOPE for MPP modems. It's also available from the Antic Catalog (\$10, PD040). A version of AMODEM for MPP modems can be found online under AMOMPX.XMO. Backtalk also works with the MPP (\$19.95, Antic Catalog, AP154).—ANTIC ED

BBS QUEST

I have just purchased an Atari 1030 modem and was wondering where I can find a list of BBSs and modem users that

I can get in touch with. I also would like to know where I can get a program to make my own BBS. I have many games, utilities and demos I want to share with people.

Robert Harris
Austin, TX

The best place to look for BBS numbers is on a BBS, which will usually have a section listing other BBS numbers of interest. And some BBSs, such as the one run by BUG—Boise Users Group, (208) 383-9547—specialize in keeping updated lists of Atari BBS numbers. Just find one BBS, call and ask about others, and you'll soon find more numbers than you know what to do with.

*As for a do-it-yourself BBS program, we know of only one commercially available for the Atari, Bulletin Board Construction Set (\$24.95, Antic Catalog). Many BBS sysops write their own BBS programs. Pro*Term author Matt Arrington (Antic, 1985) runs the 300 baud Madrona Marsh BBS (213) 212-6414 in Torrance, CA with a program he wrote himself.—ANTIC ED*

TOUGH CHOICES

I am in the market to buy a modem and have narrowed my choices to the Atari 1030 or XM301, and the Supra 1000-E. Which best suits an intermediate programmer who would use it with online services and maybe eventually start a BBS? Can any of these be used with an Apple IIc or IIe?

Kevin Westerdorf
Cincinnati, OH

To run a BBS on the 1030 you'll need a ring detector. Some people build their own ring detectors, schematics should be available from most users groups. The Supra and XM301 both have this feature built-in. You can't use any of these modems with an Apple computer, as they are direct-connect modems specifically tailored to the Atari.

A non-direct-connect (external) modem such as the Hayes or a Hayes-compatible like the Anchor Volksmodem 12 will work with both Apples and Ataris. You'll need an Atari 850 interface to make the Hayes modem work with an Atari computer. You can plug right into the Apple IIc

continued on page 8

Rats



A GUIDE TO YOUR RAT SYSTEM



Finally, a mouse for your Atari 400, 800, XL or XE! It's like getting a new computer!

Sure your Atari has super resolution. But no mouse. The March issue of *Analog* said that a mouse would make the 8-bit Atari "the toughest competitor on the 8-bit market" . . . that it would be great if these computers had a mouse. Now they do! Because we just developed the RAT. It's not merely a mouse, but an entire graphics system capable of generating high resolution drawings, graphs, charts and decorations.

And right now you save \$55 to \$85 over mice made for other 8-bit computers.

Already such software as *Super 3-D Plotter*[®], *Master Disk DirectoryII*[®], *Writer80*[®], *Rambrandt*[®] and *AtariArtist*[®] have RAT-compatible versions.

Other software companies are scrambling to make their products RAT-compatible. They love the RAT. They should, the thousands of Atari 400, 800, XL and XE owners represent a huge new customer base for their mouse-only programs. Look for the RAT-compatible seal on the package.

We also developed the RAT PACK Starter System to accompany the RAT.

It's a package of software that will let us do a variety of exciting graphics. Draw. Make diagrams. Use for creative sketching.

The time for bland reports has ended. Develop them with professional excitement . . . even technical drawings . . . with the RAT and the RAT PACK. Included in the PACK are: **RAT TRACE**, an icon-driven ACCU-DRAW program for high resolution drawings and graphics developed by Vision Software. It's part of the RAT PACK Starter System. Also included is **RAT CONTROL**, a simple program that lets you move the cursor by pushing the mouse—in any direction, at any time, quickly.

You also receive instructions on how to use the RAT in your own programs, without the use of any machine language or complicated routines.

Get a virtual new computer! Send for RAT and RAT PACK Today! Does "mouseless" mean "lifeless?" Wake up your Atari into a virtual new computer. Do graphs, diagrams, send sketches—with professional high resolution and excitement.

Send check or money order! Only \$114.95
Or call for C.O.D.!

215/374-5478 • 10:00 a.m. to 3:00 p.m.



Zobian Controls
P.O. Box 6406, Wyomissing, PA 19610

Yes! Send me the RAT, complete documentation, and the RAT TRACE, the RAT CONTROL and the rest of the RAT PACK.

I enclose check or money order of \$114.95, plus \$2.00 shipping.
Or send C.O.D. (\$3.00 extra.)
PA residents add 6% sales tax.

Name _____
Address _____
Zip _____

*RAT is a registered trademark for Zobian Control's mouse device. Patent pending.

I/O Board

continued from page 6

serial port, but you'll need a DB-25 serial port connector and a serial card such as the Apple Super Serial Card for the II.—ANTIC ED

MODEM MODIFICATION

The buzzer on my MPP 1000-C modem was waking up my sleeping parents late at night, so I disconnected it and added one red and one green LED. The green one stays on all the time when the DATA/VOICE switch is in the voice position, and is an easy way to tell if the phone is connected. When the switch is in the data position, both are lit. When dialing, the green light flashes with the pulses. While waiting for a carrier, the red one is lit. Finally, when a carrier is found, both LEDs are out.

Kyle Ewing
CompuServe ID
74156,2311

KERMIT AIN'T NO FROG

What is Kermit Terminal Emulator (I've seen this in Antic's catalog) and how is it used? Will it enable me to receive software designed for other computer systems?

Gary Cerasoli
Medford Lakes, NJ

Kermit, which really is named after Sesame Street's Kermit the Frog Muppet, is a file transfer protocol that monitors the flow of information between different types of computers. The first Kermit implementation, developed at Columbia University in 1981, linked a DEC-20 mainframe to a CPM-80 microcomputer. With Kermit, you can download software designed for other computers, but you won't be able to run it on your Atari. For more about Kermit, see Charles Jackson's article in the August, 1985 Antic, page 25.—ANTIC ED



NEW OWNERS COLUMN

New Owners Column returns next month in Antic's September issue, with Lesson 6: Subroutines.

Antic Online



MENU STREAMLINING

Now easier to use

Type GO ANTIC when you log onto CompuServe in July. During the next few weeks, you'll see a number of significant changes in ANTIC ONLINE. We're making Antic's entire online edition easier to use, removing outdated material and streamlining the menu structure.

When the job is finished, you should be able to locate new articles more quickly than ever. But you'll still be able to refer to previous reviews and product information, which will be moved to an archive section.

The new ANTIC ONLINE will con-

tinue to provide the latest news about the Atari community, as well as providing in-depth technical information such as Tim Oren's Professional GEM ST developer's column. There's still plenty of room for suggestions and we welcome reading your ideas on the ANTIC ONLINE I/O Board.

If you're not a CompuServe subscriber yet, see your local computer dealer or phone (800) 848-8199 for information about signing up. Ohio residents phone (614) 457-0802. There is no extra charge for accessing ANTIC ONLINE.





COPY II ST™

BACKUP PROTECTED SOFTWARE FAST.

From the team who brought you COPY II PLUS (Apple), COPY II PC (IBM) and COPY II MAC (Macintosh) comes a revolutionary new copy program for the Atari 520 and 1040 ST computers.

- Copies many protected programs—automatically. (We update COPY II ST regularly to handle new protections; you as a registered owner may update at any time for \$15 plus \$3 s/h.)
- Supports single and double sided drives.
- Includes both a fast sector-based copier and a true bit copy mode for protected disks.

Requires an Atari 520 or 1040 ST computer with one or two drives.


Call 503/244-5782, M—F, 8—5:30 (West Coast time) with your   in hand. Or send a check for \$39.95 U.S. plus \$3 s/h, \$8 overseas.

\$39.95

Central Point Software, Inc.
9700 S.W. Capitol Hwy. #100
Portland, OR 97219

Central Point
Software
INCORPORATED

*Backup utilities also available for the IBM, Apple II, Macintosh and Commodore 64.
This product is provided for the purpose of enabling you to make archival copies only.*



BOOK I + DISK: (The Original) Thoroughly explains the techniques used by advanced software pirates, and the copy protection methods used to stop them. It offers clear and understandable explanations sophisticated enough for software writers of any scale yet easy enough for a beginner just wanting to learn more about Atari® computers. A **MUST READ FOR ALL ATARI® OWNERS.**

BOOK INCLUDES: • Duplicate sectoring • Custom disk formatting • Creating "BAD" sectors • Hardware data keys • Legal protection like copyrights, trade secrets, patents • Protecting BASIC programs • Self-modifying Code • ROM + EPROM cartridges • Hidden serial numbers • Self-destructing programs • Freeware • Misassigned sectoring • Much, much more.

DISK INCLUDES: • Directory mover • VTOC scanner • Duplicate sector finder • Sector mover • Bad sector writer • Sector data displacer • Autoun builder • Other useful programs.


This comprehensive book and disk package should not be confused with low quality imitations offered elsewhere.

BOOK II + DISK II: Advanced Software Protection. This all new sequel starts where the highly acclaimed **Book I** leaves off. **Book II** is the most up-to-date resource available for the Atari® owner. Includes reviews and explanations of products such as: **The Happy Enhancement***, **The Impossible***, **The Scanalyzer***, **The Chip***, **The Pill*** and **Super Pill*** and many others.

Book II: Tells you specifically what they copy, what they won't, how they are used, and the details of how they work. **Book II** also includes such topics as: • Transmitting protected programs • Copying disks with more than 19 sectors/track. Includes the newest protection methods by companies like Synapse* AND Electronic Arts* • Data encryption • Phreaking methods • Program worms • Logic bombs • Bank-select cartridges • Random access codes • New trends in software law • Sample BASIC + Assembler programs • On-line security • And much more.

DISK II INCLUDES: • Automatic program protector • Custom format detector • Newest protection demos • Forced password appender • Data encrypter • And much more.

Book + Disk Packages only \$24.95 each or Special Offer both for only \$39.95



DIGITIZE YOURSELF

AT LAST A UTILITY THAT DOES IT ALL! Scans & Analyzes ALL programs. Cartridge or directly stored on memory. Converts complex machine language into readable assembler. Transforms ANY Atari BASIC program into NEW AND IMPROVED FEATURES!

THE Scanalyzer

Instable, modifiable BASIC • Changes a 4, 8 or 16K cartridge into a binary load file and source file that you can view & change using regular Atari® assembler. Clearly shows protection techniques such as: BAD SECTORS, BAD DATA MARKS, DUPLICATE SECTORS and FORCED CRG ERRORS.

NEW FEATURES: Now fully supports DOS 2.5 and includes one pass sector copier for 190K owners. Even finds and displays hidden directories. No other program can do this!

\$29.95 Complete with instructions in theory and use.

IMPERSONATOR CARTRIDGE TO DISK COPY SYSTEM

CARTRIDGE TO DISK COPY SYSTEM Yes, for only \$29.95, you can make working copies of all your Atari computer cartridges (16K or less). Our special package will let you save your cartridges to ordinary disk files. They will run exactly like the originals when used with the Impersonator. Each disk holds up to 12 cartridge programs. Now you can put all your real cartridges away for safe keeping and use the Impersonator for everything. YES, IT REALLY WORKS. The Impersonator does everything the high-priced cartridge back-up systems do...and more. **ONLY \$29.95**

COMPUTER EYES, capture software and MAGNIPRINT II+ Only \$114.95

COMPUTER EYES/MAGNIPRINT Camera System A complete ready to run system for those without access to video equipment. This system includes Computer Eyes, Magniprint II+, a high quality B/W video camera, and a 10 ft coaxial cable with appropriate connectors. Only **\$299.95**

COMPUTER EYES alone (with capture and display software only) **\$99.95**

Computer Eyes Gr.9 Acquisition Software. **\$12**

Computer Eyes lets you take any form of video input and saves it as a high-resolution graphics screen. You can use a video camera, VCR, TV output, video disk, other computers, etc. Now you can capture your picture, your friends or any video image and show it on an Atari computer. Computer Eyes is an innovative slow scan device that connects between any standard video source and your Atari computer (see the review in A.N.A.L.O.G. magazine).

- Do a complete Hi-Res scan in under 6 seconds
- Unique multi-scan mode provides realistic grey scale images in 24 seconds, and up for more detail scans.
- Full one-year warranty on parts and labor
- Plugs into your Atari joystick ports and uses a standard video phono plug

Now anyone can create the kind of graphics seen in this ad. When Computer Eyes is combined with Magniprint II+, you get unique capabilities that no other system can offer.

- Print pictures with full shading for a level of realism even better than your TV screen
- Take your Computer Eyes images and modify them with your Koala Pad, Atari Touch Tablet, Micro Illustrator program, or Magniprint's special touch-up feature



TAKE CONTROL OF YOUR PRINTER

Print your Graphics in an amazing variety of sizes, shapes and shades!

- 18** Proportionally correct sizes, including Huge Poster Printing
- 9** Levels of distortion to stretch or squeeze dimensions
- 14** Graphics modes – works with everything from Graphics 0 text to fully shaded Graphics 12
- 16** Levels of Shading for spectacular resolution and detail
- 24** Compatible Graphics Programs = Print your own pictures or those created with PRINTSHOP*, Koala Pad*, Micropainter*, RAMbrant*, B-Graph*, Syngraph*, PAINT*, MicroIllustrator*, ComputerEyes*, and many, many more.

+ ZOOM Print the entire picture or zoom in on only the parts you want

+ ALTER Automatically switch between graphics modes to add details and shades

+ TOUCH UP Use your Joystick to change the picture, rotate colors, and select your own shades for printing

+ HELP Instant Help Screen for easy use

TOTAL = MAGNIPRINT II+

Adds up to MORE POWER, MORE versatility, and MORE features than any other print program. And best of all it gives you BETTER QUALITY PRINT-OUTS.

By specially shading each printed pixel, MagniPrint II+ uses your printers full resolution for uncomparable quality and detail. MagniPrint II+ works with all EPSON, Gemini, STAR, NEC, Citoth, Panasonic, and any compatible printers (850 interface or equivalent required).

INCREDIBLE POWER AT AN AMAZING PRICE OF JUST \$24.95

FREE: With every Magniprint II order get "PRINTALL" FREE. PRINTALL prints your programs and files just as they appear on the screen. It clearly prints "INVERSE" and all the Atari graphics characters, and prints in regular or condensed print. This alone is worth the price.

NOW for ST Owners

ATARI® ST GOES DIGITAL!!!

HIPPO VIDEO DIGITIZER
Use the full resolution and speed of your ST for incredible results. Capture a high or medium res picture in 1/60th of a second. Flip through 10 frames a second for Photo Quality animation. Use any standard video camera, VCR, video disk, or TV output. Save your pictures in NEOCHROME or DEGAS format for easy touch-ups and adding color. Special Hardware and Software **only \$119.95**

COMING SOON – POWERPRINT
Capture any ST screen and print it out with amazing versatility and styles. Select your own shading and print in hundreds of shapes and sizes. It makes the perfect companion for the video digitizer or your favorite graphics drawing program.

HIPPO SOUND DIGITIZER
Record and manipulate sounds in their pure digital form. Plug in the microphone (included) or hook it up to a radio, tape recorder, TV, etc. Comes with an audio output jack so you can play back through your stereo or PA system. Record, play, analyze, and manipulate pure digital sound using your ST's power and easy mouse control. Comes complete with everything you need for only **\$119.95**

Digitize Your Voice With Parrot

...so good it's being used by professional musicians in a band.

All new sound digitalizer and synthesizer for your Atari. Tired of low-quality mechanical sounding voice output? Now you can make any Atari speak in your own voice. Tired of four tone sound? Now any Atari can play a whole orchestra complete with a singing choir.

"The Parrot" digital sound synthesizer system lets you do all this and much more.

How it works – "The Parrot" system plugs into your joystick port and lets you record pure digital sound from your stereo, TV, microphone, or any other sound source. The special Parrot software lets you play back this high quality sound on any Atari system with no special hardware needed. It even lets you put this unbelievable sound right into your own programs, that will run on anyone's Atari. It also includes digital sequencer software that lets you turn your Atari into a synthesizer comparable to those costing thousands of dollars.

Turn any natural sound into a musical instrument, or design your own custom sounds. Imagine playing a song with the sounds of a dog's bark, a chinese gong, a car's honk, your own voice, or anything your imagination can come up with. It turns your keyboard into an organ and lets you instantly switch between up to nine different digital sounds, each with three full octaves of notes. Recording time varies depending on available memory and quality level desired. You've got to hear it to believe it!!

THE PARROT digital input hardware and playback/synthesizer software with sample sounds and demos.

All for Only \$39.95

All for your Atari Computers. Disk drive and 48K required. Atari® is a registered trademark of Atari Corporation. *Denotes products not related to Alpha Systems



MAIL TO: Alpha Systems/4435 Maplepark Rd./Stow, OH 44224
Send check or money order. Include \$2.00 ship. & hdq. Ohio residents add 5 1/2% sales tax.
CALL: 216-374-7469 to charge to MasterCard or VISA

BONUS: Order any 3 programs and get FREE your choice
 Deluxe Space Games or Disk Pak 1000
(3 games on a disk) (Utility Package)



S. W a l d r o n

GOING ONLINE

by GIGI BISSON and CHARLIE JACKSON

Step-by-step to your first download

Dear Antic:

*I'm having problems downloading software from SIG*Atari with my 800XL, 1030 modem and HomeTerm. Help!*

Paul Marquette

(The blind, stumbling user on CompuServe)

Auburn, IL

CompuServe can turn into ConfuServe if you don't know your way around. Wandering through any online service, be it Delphi or Dow Jones or Plato, is like roaming around in the dark through the stacks at a huge university library—you'll never find your way around until you get lost a few times.

We can't show you everything, so we'll show you how to do the one thing readers ask us about the most:

HOW TO DOWNLOAD SOFTWARE

When you download, you're simply

transporting a file—a conversation you had on a Special Interest Group (SIG), an electronic mail message, or a program — from CompuServe's huge Digital Equipment VAX mainframe computers in Columbus, Ohio, over telephone lines and “down” into your computer. “Uploading” means going the other way—sending something from your Atari “up” into the big computers at CompuServe.

PUT YOUR MANUAL AWAY

Sound easy? It is, once you learn. First, put your CompuServe manual away—consulting it will only make you thoroughly confused. With these instructions, even if you're a total novice, it should take about 30 minutes to do your first download. We think it's a small price to pay for “free” software. After you stumble around a few times, you'll be doing downloads completely from memory—in a matter of minutes. Later, you can take out that CompuServe manual, turn to

page 28 of the Forums section and discover how to turn off the menus completely, speeding the process up even more.

Our system is an Atari 800 computer with disk drive and a Hayes 1200 baud Smartmodem. In this article, we'll demonstrate Express, which according to our reader surveys is the most widely used 8-bit Atari telecommunications software. We downloaded our copy of this public domain program from CompuServe. You can also obtain Express from an Atari users group. The Antic Catalog carries Express 1030, for the Atari 1030 modem (\$10, PD0025), and Express 850, for modems requiring the Atari 850 interface (\$10, PD0024).

If you already know how to log on to CompuServe, skip ahead to the Welcome to CompuServe section below. Otherwise:

1. Boot up Express on your Atari. The 1030 and 850 versions of Express are almost identical.

The main menu appears. Just like the menu in a restaurant, it offers many specialties we can “order”—in this case, by pressing a key. The menu “toggles” back and forth with the [OPTION] and [SELECT] keys.

*We spent
hundreds of hours
wading through
CompuServe so
you won't have to*

2. Set the software for the mode that your information service requires. In this case:

Mode: ASCII

To do this, type the letter **A**—it will toggle back and forth from ASCII to ATASCII.

Duplex: FULL

Parity: NONE

continued on next page

3. Type **E** to dial manually, and type in your nearest CompuServe telephone number. This information comes in the CompuServe starter kit. Press [RETURN]. The computer will beep and you'll see:

Connected!

Don't believe it—this software lies. Wait a few seconds until you see:

CONNECTED

If it doesn't connect, start over. Charlie and I tried five times before it worked. Now hold down the [CONTROL] key while you type **C**.

When you use an online service or a Bulletin board, you are really using your Atari as a remote terminal. You are now "leaving" your Atari computer and logging onto CompuServe's VAX computers in Ohio. Express 850 is still in memory, and you'll go back to it later.

You're asked for your CompuServe ID number, otherwise known as a PPN. (Antic readers are always asking us what this means. Contrary to popular belief, it does not mean "Please Pay Now." PPN stands for "Project Programmer, Number.")

When you see these "prompts", type what they ask for:

USER ID: 12345,678 (your user ID number)

PASSWORD:

Your password will be "invisible" when you type it in. If this is your *first* time on CompuServe, at this point you'll need to follow the rather confusing procedure in your starter kit to finish the log-on procedure. If you're not a CompuServe subscriber yet, see your local computer dealer or phone (800) 848-8199 for information about signing up. Ohio residents phone (614) 457-0802.

WELCOME TO COMPU SERVE

You'll get this menu first:

CompuServe

TOP

- 1 Subscriber Assistance
- 2 Find a Topic

- 3 Communications/Bulletin Bds.
 - 4 News/Weather/Sports
 - 5 Travel
 - 6 The Electronic MALL/Shopping
 - 7 Money Matters/Markets
 - 8 Entertainment/Games
 - 9 Home/Health/Family
 - 10 Reference/Education
 - 11 Computers/Technology
 - 12 Business/Other Interests
- Enter choice number !

CompuServe is structured like a pyramid. Picture this menu as resting at the top of thousands upon thousands of menus that form the base of a vast, perhaps even infinite, pyramid. By typing **T** at any ! prompt, you'll

always eventually work your way back up the pyramid to this first menu. If you ever get lost, (and you will, believe us) think of it as home.

TAKE THE FREEWAY

Why meander on back roads when you can take the freeway? That's what the CompuServe **GO** commands are like—a shortcut that bypasses all the intermediate menus. Any time you see a ! prompt, you can type **GO ANTIC**, for example, and be whisked into **ANTIC ONLINE**, or **GO CB-1** and—boom—you're in the CB simulator. A complete list of these commands is published monthly in CompuServe's *Online Today* magazine.

BOOKS ABOUT ONLINE

Online Services can be expensive if you don't have any idea what's going on. Users need a roadmap, and a good book provides that map. Here are a few:

THE JOY OF COMPUTER COMMUNICATION

by William J. Cook
Dell Trade Paperbacks
\$5.95, 182 pages

This *Newsweek* reporter's breezy intro to the online world is limited, but worth reading for the chapter on improving your sex life with online dating services.

CONNECTIONS: TELECOMMUNICATING ON A BUDGET

by Robert Chapman Wood
Scott Foresman and Company
Glenview, IL
\$15.95, 264 pages.

Some limited Atari 8-bit specific information, but worth checking into for irreverent, outspoken reviews of services, good and bad, for the budget-minded telecommunicator.

HOW TO GET THE MOST OUT OF COMPU SERVE,

Second Edition
by Charles Bowen
and David Peyton
Bantam Books
New York, NY
\$16.95, 322 pages

Columnist John Dvorak tells the story about the time comedian and computer hobbyist Robin Williams was visiting his house. "The first time he saw *Get the Most Out of CompuServe* he held it to his chest and said 'I need this book.' That's when I realized that Bowen and Peyton had stumbled onto a hot property." Heck, you need this book. Throw away your CompuServe users manual. This invaluable resource by two dedicated online addicts is clearly a labor of love. Peyton is the sysop of the GoodEarth Special Interest Group and frequents the CB Simulator under the alias "Hermit Dave," and you can even send electronic mail to the authors. Also from the same authors and publisher: *How to Get the Most Out of The Source*.

In this case, at the ! prompt, type **GO ATARI8** to reach the Atari 8-bit forum in SIG *Atari:

Enter choice number ! **GO ATARI8**

If this is your first visit to SIG *ATARI, your first stop will be this menu:

- ATARI 8-Bit Forum
- VISITOR'S MENU
- 1 Membership Information
- 2 Forum Administrators
- 3 Instructions
- 4 Visit ATARI 8-Bit Forum
- 5 Join ATARI 8-Bit Forum
- 0 Exit

Enter choice :

Membership in SIG *ATARI is free.

enter choice : 5

Just follow the prompts to join. (If you're already a member, you will bypass this and go directly to the forum, saving valuable time.)

Please enter your name: **John Doe**

John Doe

Is this correct? (Y/N) **Y**

Inserting name and ID...

Welcome to ATARI 8-Bit Forum, V. 4A(63)

Hello, John Doe

Last visit: 14-May-86 14:25:26

Forum messages: 156437 to 157146

Last message you've read: 0

No members are in conference.

DOWNLOADING AT LAST

Now that we're in SIG *Atari, let's download a file! Here's the first menu you'll see:

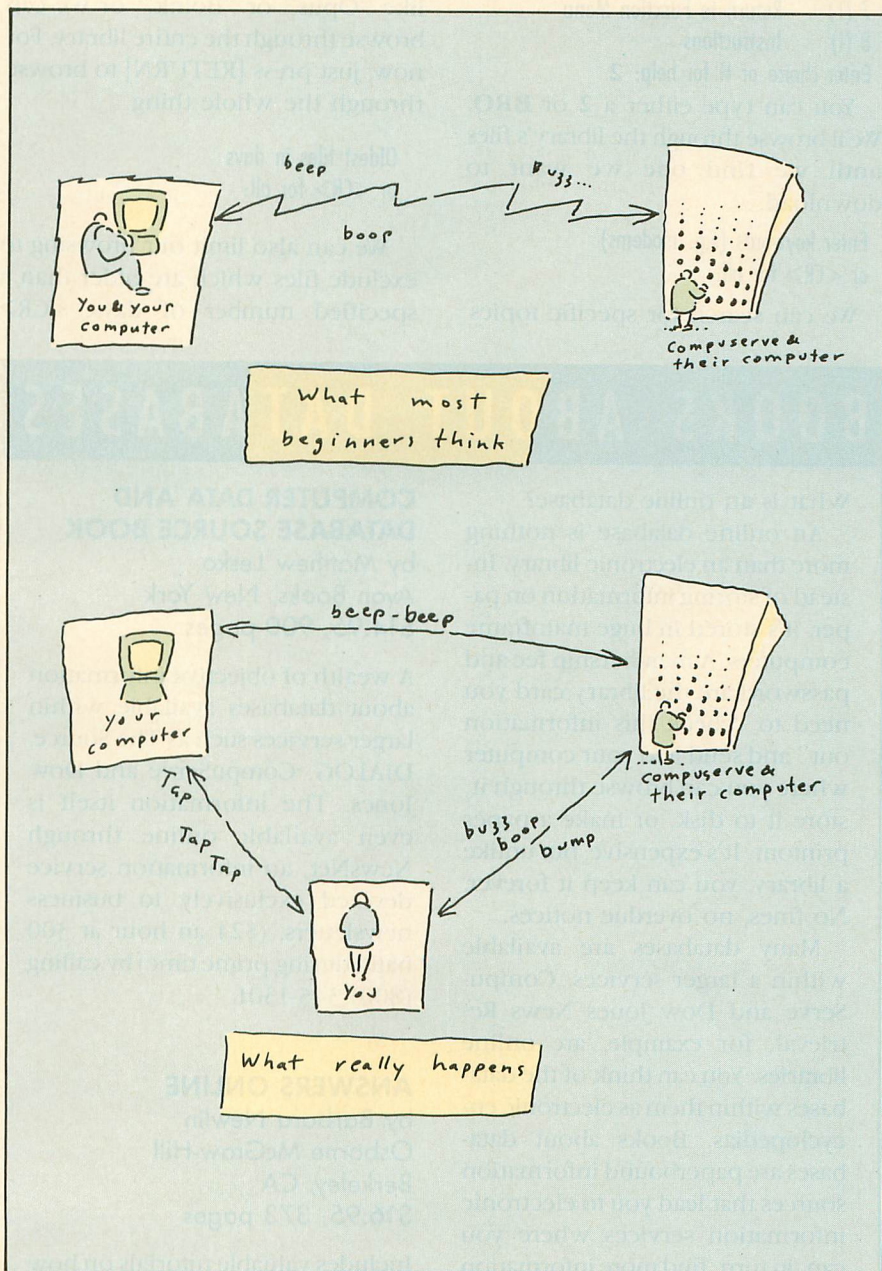
ATARI 8-Bit Forum

FUNCTIONS

- 1 (L) Leave a Message
- 2 (R) Read Messages
- 3 (CO) Conference Mode
- 4 (DL) Data Libraries
- 5 (B) Bulletins
- 6 (V) View Member Directory
- 7 (SS) Set Subtopic
- 8 (OP) Set User Options
- 9 (H) Help
- 10 (E) Exit from ATARI 8-Bit Forum

Enter choice : 4

This tells SIG *Atari we want to use one of its Data Libraries.



DATA LIBRARY SUBTOPICS

- 0 General
- 1 GAMES
- 2 Telecommunications
- 3 Utilities
- 4 Graphics
- 5 Application pgms
- 6 Sound & Music
- 7 HOT News/Rumors
- 8
- 9
- 10

Enter choice : 4

This tells SIG *Atari we want to use

Data Library number 4, the Graphics library. You'll find downloadable Atari software in these libraries, but you may also find text files, news stories and tutorials.

DL 4—Graphics

- 1 (DES) Description of Data Library
- 2 (BRO) Browse thru files
- 3 (DIR) Directory of files
- 4 (UPL) Upload a new file
- 5 (DOW) Download a file
- 6 (DL) Change Data Library

continued on next page

7 (T) Return to Function Menu

8 (I) Instructions

Enter choice or H for help: 2

You can type either a 2 or **BRO**. We'll browse through the library's files until we find one we want to download.

Enter keywords (e.g. modems)

or <CR> for all:

We can search for specific topics

like "Opus" or "Boink," or we can browse through the entire library. For now, just press [RETURN] to browse through the whole thing.

Oldest files in days

or <CR> for all:

We can also limit our browsing to exclude files which are older than a specified number of days. <CR>

stands for Carriage Return. For now, just press [RETURN] to browse through the whole library.

[72637,225]

SHIPS.XMO

12-May-86 12370(5280)

Accesses: 15

Keywords: KOALA STARTREK

TOUCHTABLET

A portrait of the USS

Enterprise and the USS Excelsior

Drawn with AtariArtist and

further edited with RAMBRANDT.

- Pat Lancaster

[72637,225]

Enter command, N for next file

or <CR> for disposition menu: N

We'll skip this one and go on to the next file in this library by typing N.

[75776,1410]

BIGLIF.DOC

12-May-86 6020

Accesses: 13

Keywords: CELLULAR LIFE GRAPHICS

DEMO COMPILED BASIC 1986

This online readable file is formatted to

print on 80col 8 1/2x11 paper. The

doc file for BIGLIFE.OBJ, a

Conways Life optimized for speed.

Gary Holder

75776,1410

Enter command, N for next file

or <CR> for disposition menu:

Let's download this one. Press [RETURN] to get to the Disposition Menu—the download menu.

DISPOSITION

1 (REA) Read this file

2 (DOW) Download this file

3 (T) Top Data Library Menu

Enter choice or <CR> for next: 2

We type 2. This tells CompuServe that we want to download this file.

Transfer protocols available -

1 XMODEM (MODEM7) protocol

2 CompuServe 'B' protocol

3 CompuServe 'A' protocol

4 DC2/DC4 CAPTURE protocol

0 Abort transfer request

Enter choice: 1

There are several customary protocols (formats) used to transfer and check for errors in files. The most

BOOKS ABOUT DATABASES

What is an online database?

An online database is nothing more than an electronic library. Instead of storing information on paper, it's stored in huge mainframe computers. A membership fee and password are the library card you need to "check this information out" and send it to your computer where you can browse through it, store it to disk, or make a paper printout. It's expensive, but unlike a library, you can keep it forever. No fines, no overdue notices.

Many databases are available within a larger services. CompuServe and Dow Jones News Retrieval, for example, are online libraries. You can think of the databases within them as electronic encyclopedias. Books about databases are paperbound information sources that lead you to electronic information services where you can, in turn, find more information about information. Here are a few.

OMNI ONLINE DATABASE DIRECTORY

Mike Edelhart and

Owen Davies

Macmillan Publishing, New York
1983

\$10.95, 292 pages

Already outdated but well-indexed book takes the "cutting edge" approach with opinionated reviews of 1,000 online databases.

COMPUTER DATA AND DATABASE SOURCE BOOK

by Matthew Lesko

Avon Books, New York

\$14.95, 900 pages.

A wealth of objective information about databases available within larger services such as The Source, DIALOG, CompuServe and Dow Jones. The information itself is even available online through NewsNet, an information service devoted exclusively to business newsletters, (\$24 an hour at 300 baud during prime time) by calling (800) 345-1301.

ANSWERS ONLINE

by Barbara Newlin

Osborne McGraw-Hill

Berkeley, CA

\$16.95, 373 pages

Includes valuable tutorials on how to sign up and search for information on a number of online services.

ONLINE ACCESS GUIDE

53 West Jackson Blvd. Suite 1750

Chicago, IL 60604

(312) 922-9292

\$24.95 yearly

Online services are growing at the rate of 500 every six months. This quarterly magazine promises current listings of over 4,000 services.

popular is XMODEM, sometimes called MODEM7. Most modem programs, including the one we're using, Express, are compatible with it. See your terminal software manual to determine which protocol you need. For more details about these protocols, see page 20 of the Forums section in your CompuServe manual.

Starting XMODEM transfer
Enter a carriage return when
transfer is complete

RETURN TO EXPRESS

Remember your telecommunications program? It's time to return to it again. (By the way, telecommunications programs are often called modem programs or terminal programs.) You are still logged onto CompuServe and paying for connect time, but you are simultaneously accessing your Atari microcomputer's memory.

Tell your modem program to download a file. With most programs, you have to press one of the console keys [SELECT], [OPTION] or [START] to display your modem program's Function Menu. (With Express, we press the [SELECT] key). Take the terminal software disk out of the disk drive and insert a formatted disk with enough space to save the file we're downloading.

On the terminal program's menu, tell the Atari to download a file using XMODEM. (With Express, we press R.) The terminal program should then ask you to type in a filename for the file you're downloading. When your modem program receives your file, it will automatically SAVE it to disk using the filename you typed in. You do *not* need to use the same filename that CompuServe gave it.

CompuServe lets you know when the download is finished. Press [RETURN] to go back to communicating

with the CompuServe computers. If you want to log off CompuServe, type **OFF** or **BYE** at the ! prompt and you'll return to your modem program. Now you can start your computer again and test out the downloaded file. We downloaded a graphics file, so we'll need to boot a graphics program before we can run it.

This is the fun part—it's like unwrapping a birthday gift. Sometimes you'll find a real gem, like Fuji Boink—the 8-bit Atari version of the Amiga bouncing ball demo. Sometimes you'll find some real junk. Charlie and I downloaded what sounded like a very appealing Beethoven symphony, only to find a buggy program that never ran. But some of the finest software around is in the public domain. The free flow of information and the romance of the hacker ethic still thrive in the world of online communications.

The best boards in life are free

If a commercial online information service is like a university, a bulletin board is like a classroom. You enter and see messages pinned up on the bulletin boards by people who have been there before. You read what's there, post your own messages and then leave. Each time you walk in, there's more writing on the board.

A bulletin board system (BBS) is a miniature version of CompuServe or Delphi. When you log on, instead of communicating with a huge mainframe, you're talking to another microcomputer. You can call any BBS that's compatible with your modem's baud rate. However, although an Atari computer can communicate with a Commodore bulletin board, you won't be able to run Commodore software that you download.

Bulletin boards emerge and die quickly. Some may only be available

during certain hours, or to certain modems and baud rates. Others may ask you to register or charge a small fee before you can use them. And you must always pay local or long distance phone charges too. While you try to connect, you may have to endure half an hour of busy signals. Since most bulletin boards are "single-user" systems, only one person can call at a time.

For this reason, BBS's are not as "patient" as CompuServe. Most sysops (system operators—the folks who run bulletin boards) want you to hurry. An impatient BBS will log you off if you're too slow.

If you have any problems you can use the YELL command to call the sysop. Don't be shy. Just because sysops have names like "Dragon-Master" or "Rambo" doesn't mean they'll breathe fire if you need help. Sysops are usually friendly, normal

people having fun with their alter egos. They wouldn't invite you if they didn't want to talk. Some even keep a "chat bell" next to their beds to wake them up in the middle of the night if someone wants to chat online.

There are currently more than 2,000 bulletin boards in the United States. They include Dial-Your-Match for daters, boards for pilots, parents, peace activists, adventure gamers, genealogists and rock musicians. Even Atari Corp. has a 24-hour bulletin board at (408) 745-5308.

Special boards, known as FIDO boards, can link these smaller networks together. Every morning between 1 and 2 am, all the FIDO boards call each other to transfer messages. You can leave a message on a FIDO in your home town, and the next day, it reaches a board across the nation.

continued on page 25

Graphic Arts

The Next Step in the Evolution of Software

Imagine combining the functions of Computer Aided Design (CAD), Business Graphics, free-hand drawing, and typesetting programs into one package. Include functions of a simple spreadsheet for data manipulation. Add abilities of a simple word processor for text annotation in various fonts, sizes, and rotations. Mix all these features into a single package instead of "integrating" separate packages. The result is a new breed of software: **Graphic Arts**. The only graphic arts program available: **The Graphic Artist**.

The Graphic Artist is menu, macro, command, and language driven. You read correctly. Menus for beginners, commands and macros for experts. And an optional language interpreter for creating custom applications.

Support for dot matrix printers, color plotters, and laser printers is standard, of course.

Impressed? Wait until you see a demo at a dealer near you!

The Graphic Artist

Graphic Arts has finally arrived.

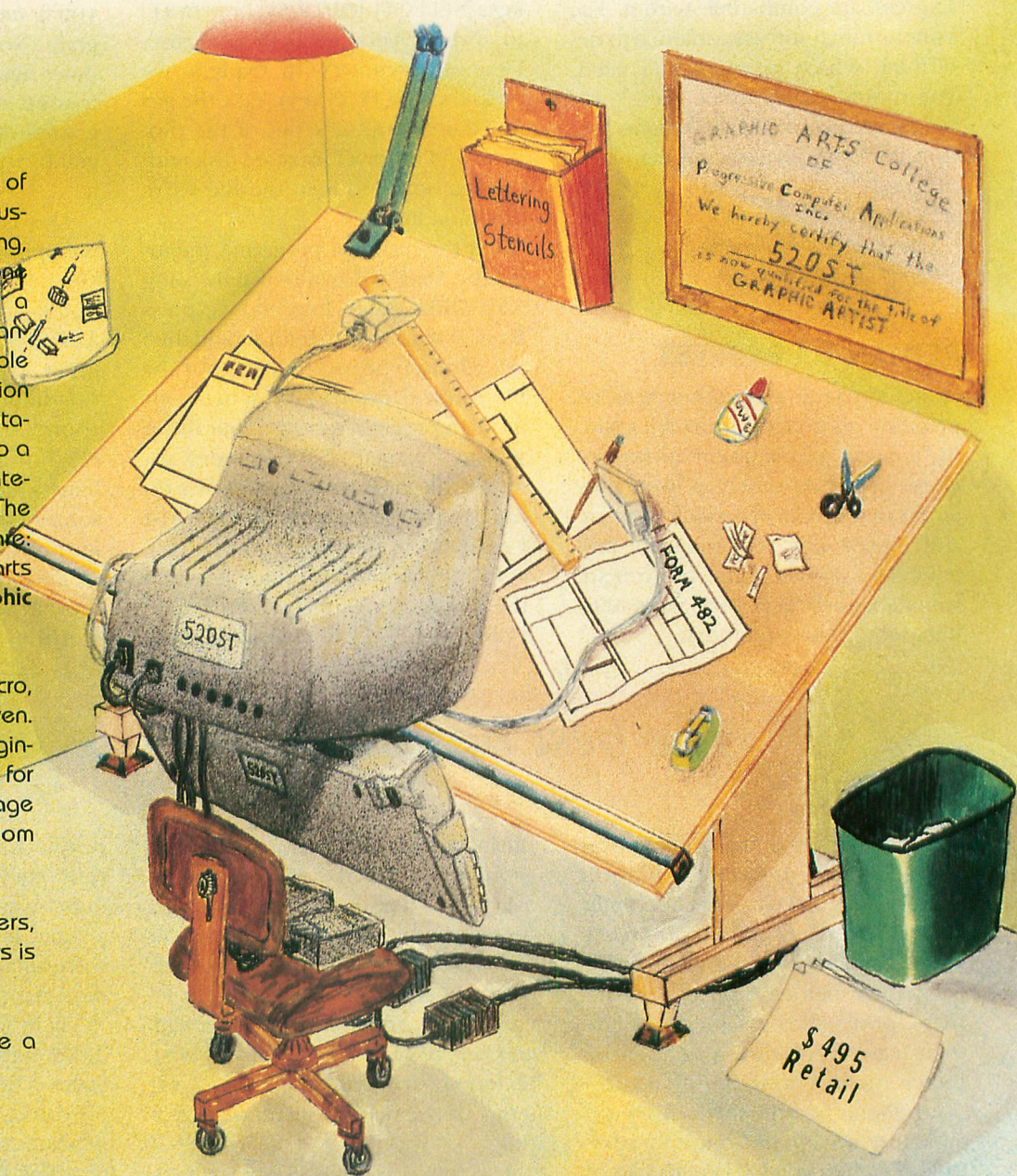
PCA PROGRESSIVE
COMPUTER
APPLICATIONS

2002 McAuliffe Drive
Rockville, Maryland 20851

(301) 340-8398

★Language \$245 additional

The Graphic Artist is a trademark of Progressive Computer Applications, Inc. 520ST is a trademark of Atari Corp.



ANTIC ONLINE SURVEY RESULTS

Over 1,000 ANTIC ONLINE users voted for their favorite modems and telecommunications software during March and April of this year. The results are summarized below:

MODEMS

Although 47 different modem models were named, none below the top-ranked eight earned more than a handful of votes. Some 61% of the votes went to just the top four modems—all of which are the familiar direct-connect 300 baud modems from Atari and MPP (now Supra) which do not require any special interface unit.

The most popular modem, the Atari 1030, earned 35% of the total votes—as much as the next five runner-ups combined. The simple, inexpensive 1030 got ratings of 5 (highest level) for reliability and value.

The “son of” the 1030, the Atari XM301, came in second with 13% of the votes. It received three ratings of 5, for reliability, value and ease of use.

The two MPP direct-connect modems received a total of 14%—with the MPP 1000-E accounting for 9% and the earlier MPP 1000-C getting 5%.

The Hayes 1200 baud Smartmodem was in fifth place. This industry-standard modem won a top rating in five of the seven survey categories, falling below the 5 level only in price value and automatic features. Incidentally, the Hayes 300 baud model was in seventh place and the Hayes 2400 baud model was in the top 20.

The no-frills 300 baud Anchor Volksmodem held sixth place with 3% of the vote and top-level ratings in four categories.

MODEM SOFTWARE

Choice of telecommunications software depends on what modem you are using, of course. So with the Atari 1030 Modem such a dominant hardware choice, it's not surprising that software for the 1030 and other direct-connect modems led the pack of 38 products.

Far in the lead was 1030 Express, with 21% of the votes. The public domain favorite by SIG *Atari sysop Keith Ledbetter earned 32 out of a possible 35 points in quality ratings. Ledbetter's companion public domain program, 850 Express (for non-direct-connect modems such as the Hayes)

held sixth place with 5% of the votes and a perfect 35 rating!

HomeTerm, from Batteries Included's HomePak, was in second place with 12% of the votes and an overall rating of 30. Smart Terminal software, various versions of which are included with MPP (now Supra) direct-connect modems, came in third with 10%.

XE-Term, the software included with the Atari XM301 Modem, was in fourth place with 6% and a 30-point rating. Quantum Microsystems' ST Talk, for the Atari ST (28 points), and the familiar public domain TSCOPE (25 points) tied for fifth with 5% each.



In seventh place with a 29-point quality rating and 4.7% of the votes was Pro *Term, a type-in listing from the August, 1985 issue of **Antic**. Backtalk from the Antic Catalog came in eighth with 28 points and 4% of the votes. PC/Intercomm, an ST program from Mark of the Unicorn, was in ninth place with 32 points and 3% of the votes. Few of the remaining software packages earned more than one or two ballots.

Modem Survey
continued on page 19

Atari user's Top 10 communications tools

Subscribe Today!

- ANTIC brings you FREE type-in program listings for fascinating and useful programs every month.
- Every month, ANTIC brings you valuable, informative, and often controversial articles, dedicated to you, the Atari user.
- You get the latest information, full-color illustrations and features in every ANTIC magazine.
- ANTIC keeps you on top of the latest products, peripherals, and hardware for your Atari.
- ANTIC includes the ST RESOURCE, a section written and edited specially for the ST computer user.




Antic[®]
The ATARI[®] Resource

Here's how
to order




M O D E M S




SUPRA 300-AT
(MPP 1000-E)
Supra Corporation
1133 Commercial Way
Albany, OR 97321
(503) 967-9075
\$49.95

The 300 baud, direct-connect modem formerly known as the MPP 1000-E is now being sold as the Supra 300-AT. It comes with Smart Term software that allows uploading, downloading, auto-dialing, auto-answer and XMODEM protocol. Scheduled for release by the time you read this is a new, enhanced Supra 300-AT that comes with Smart Term version 7.0 and can also work with Supra's more advanced Omega software.




HAYES SMARTMODEM 1200
Hayes Microcomputer Products
5835 Peachtree Corner East
Norcross, GA 30092
(404) 449-8791
(8-bit Ataris require 850 interface)
\$599
Solidly constructed, full-featured

Hayes modems are the standard that the rest of the industry is judged against. And the Hayes command set is the standard that most third-party telecommunications software is written for. The Hayes Smartmodem 1200 adjusts automatically between 300 or 1200 baud. It can switch between voice and data transmission on a single call. Features include auto-answer, auto-dial and redial, built-in speaker, outstanding documentation. It can communicate with complex office PBX systems, with overseas modems that use the CCITT V22 format, or with the bulletin board across town.



ATARI 1030
Atari Corp.
1196 Borregas Avenue
Sunnyvale, CA 94086
(408) 745-2000
\$49.95 (varies)

Although no longer manufactured, the dependable 300 baud, direct-connect Atari 1030 is still going strong. New units remain available—check the mail-order ads in *Antic*. Most users today bypass the 1030's built-in software (which doesn't even require a disk drive) in favor of a wide variety of third-party software that allows this simple modem to upload, download, auto-dial and even operate a bulletin board.



ATARI XM301
\$49.95

The worthy successor to the 1030, Atari's XM301, builds a number of advanced features directly into the inexpensive 300 baud direct-connect format. No larger than a deck of cards, the XM301 has auto-dial and auto-answer built in, and doesn't need an external power supply. You get a 49-page manual and some \$270 worth of online discount offers. The included XE-Term software is an outstanding value in itself.



VOLKSMODEM 10
Anchor Automation
6913 Valjean Avenue
Van Nuys, CA 91406
(818) 997-7758
\$79.95

This 300 baud, direct-connect modem is a simple, reliable work-horse that plugs into joystick port 2. Not to be confused with the Hayes-compatible 1200 baud non-direct-connect Volksmodem 12 (\$299) Coming soon is the Volksmodem 520 for Atari STs.

COMMUNICATIONS SOFTWARE

1030 EXPRESS, 850 EXPRESS (PUBLIC DOMAIN) 48K disk

The first choice of Atari owners according to our surveys, Keith Ledbetter's Express telecommunications programs are perhaps the most sophisticated, user-friendly software ever put into public domain. As the titles indicate, 1030 Express is for the Atari 1030 and XM301 direct-connect modems, while 850 Express supports Hayes-compatibles and other standard modems that require an RS-232 serial interface such as the Atari 850. One online source for Express is Data Library 2 on CompuServe's 8-bit SIG *Atari section—type BRO/KEY EXPRESS for instructions. Also Antic Catalog's 1030/XM301 disk (\$10, PD0025) includes 1030 Express.

HOME TERM

Batteries Included
30 Mural Street
Richmond Hill, Ontario
L4B 1B5 Canada
(416) 881-9941
\$49.95, 48K disk

HomeTerm is an easy-to-use, versatile telecommunications program that provides uploading, downloading and autodialing with just about any 300 baud or 1200 baud modem. It's part of the HomePak package that also includes a simple word processor and file manager. An ST version of HomePak is on the way from Batteries Included.

TSCOPE (PUBLIC DOMAIN) 16K disk

TSCOPE, by Joe Miller, is the standard public domain program for uploading and downloading CompuServe SIG *Atari files and VIDTEX pictures.

This program works with Atari 1030/XM301 direct-connect modems as well as standard 850-compatible modems. TSCOPE can be downloaded from Data Library 2 on CompuServe's 8-bit SIG *Atari section—type BRO/KEY TSCOPE for instructions. It's also included on Antic Catalog's 1030/XM301 disk (\$10, PD0025).

SMART TERM

Supra Corporation
1133 Commercial Way
Albany, OR 97321
(503) 967-9075
Included with MPP 1000-E
\$24.95 (v. 6.1), 48K disk

Over the years, Smart Term has evolved through many versions, consistently improving. The latest revision, 7.0, will be bundled with the upcoming Supra 300-AT enhanced model. According to Supra, Smart Term 7.0 will hold 10 phone numbers for autodialing, support 80-column displays and has an audio hookup for TV speakers. It handles uploads, downloads, auto-dial, auto-answer, XMODEM, pulse/tone dialing.

XE-TERM

Atari Corp.
1196 Borregas Avenue
Sunnyvale, CA 94086
(408) 745-2000
Included with Atari XM301
32K disk

Antic reviewer Matt Ratcliff (March, 1986) called XE-Term "superb." Easily operated via onscreen menu boxes, XE-Term supports the full 128K memory of the Atari 130XE computer. It works with XMODEM, AMODEM, captures information and toggles between ASCII and ATASCII. XE-Term stores five phone numbers and one log-on macro sequence.

ST Programmers

**Don't miss
Tim Oren's
Professional
GEM Programming
Column on
ANTIC ONLINE
every month**



S&S

S & S Wholesalers, Inc.
226 Lincoln Road
Miami Beach, Florida 33139

ATARI 520 ST COLOR SYSTEM

- * Atari 520 St Computer
- * Atari 354 Disk Drive
- * Atari 1224 Color Monitor
- * Mouse
- * 2 Programs **\$737.77**

ATARI 128K WORD PROCESSING SYSTEM

- * Atari 130XE 128k Computer
- * Atari 1050 Disk Drive
- * Atari 1027 Letter Quality Printer
- * Atari Writer plus Word Processing Programs
- * 2 Other Programs ... **\$379.77**

ATARI 64K SYSTEM

- * Atari 65XE 64K Computer
- * Atari 1050 Disk Drive
- * Atari 1027 Printer
- * Atari Winter plus
- * 2 Other Programs ... **\$337.77**

ATARI HARDWARE

- 130XE Computer **\$119.77**
- 1050 Disk Drive **\$127.77**
- XL301 Modem **\$ 37.77**
- 65 XE Computer **\$ 87.77**
- 1027 Printer **\$117.77**
- Atari Light Pen **\$ 37.77**

PANASONIC PRINTERS

- KXP 1080 **\$217.77**
- KXP 1092 **\$347.77**
- KXP 3131 **\$277.77**
- KXP 1091 **\$257.77**
- KXP 1093 **CALL**
- KXP 3151 **\$437.77**

RIBBONS

- For Atari 1025 **\$3.77**
- For Epson FX80 **\$5.77**
- For Epson RX80 **\$5.77**
- For Epson FX100 **\$5.77**
- Panasonic Ribbons **\$5.77**
- For Okidata **\$3.77**

DISKETTES

- Precision DSDD 5.25" . **\$ 8.90**
- Nashau DSDD 5.25" . **\$ 9.90**
- Maxell MD1 55DD 5.25" **\$12.90**
- Maxell MD2 D5DD 5.25" **\$17.90**
- Maxell 3.5" SSDD **\$22.77**
- Maxell 3.5" DSDD **\$29.77**
- Memorex 3.5" SSDD ... **\$24.77**
- Memorex 5.25" DSDD .. **\$11.77**
- Verbatim 5.25" SSDD .. **\$11.77**
- Verbatim 5.25" DSDD ... **15.77**
- Verbatim 3.5" SSDD ... **22.77**

*** SPECIAL ***

- Disk nocher **\$ 7.77**

MONITOR SPECIAL

- Nec Color Monitor **\$137.77**
- Samsung 12" Green ... **\$ 47.77**
- Monitor Cable **\$ 4.77**

OKIDATA PRINTERS

- ML182, ML192, ML193 . **CALL**
- ML183, ML184, 241OP . **CALL**

BRODERBUND

- Printshop **27.77**
- Graphics Lib 1 **\$15.77**
- Graphics Lib 2 **\$15.77**
- Graphics Lib 3 **\$15.77**
- Bank St Writer **\$32.77**
- Karateka **18.77**

BATTERIES INCL.

- Home Pak **\$32.77**
- B-Graph **\$25.77**
- Paperclip **\$39.77**

MICROPROSE

- Gunship **\$ 22.77**
- Silent Service **\$ 20.77**
- F15 Strike Eagle **\$ 20.77**
- Kennedy Approach **\$ 20.77**
- Solo Flight **\$ 21.00**
- Acro Jet **\$ 21.00**
- Nato Commander **\$ 20.77**
- Conflict in vietnam **\$ 23.77**
- Spitfire Ace **\$ 21.77**

ACTIVISION

- Decatholon **\$ 17.77**
- Hacker **\$ 17.77**
- Ghost Busters **\$ 17.77**

INFOCOM

- Wishbringer **\$ 24.77**
- Zork 1 **\$ 24.77**
- Zork 2 **\$ 27.77**
- Zork 3 **\$ 27.77**
- Deadline **\$ 29.77**
- Starcross **\$ 29.77**
- Suspect **\$ 27.77**
- Cutthroat **\$ 24.77**
- Seastalker **\$ 24.77**
- Infidel **\$ 27.77**
- Sorcerer **\$ 27.77**
- Enchanter **\$ 24.77**
- Witness **\$ 24.77**
- Planetfall **\$ 24.77**
- Spellbreaker **\$ 29.77**

*** ATARISOFT CLOSEOUTS ***

- Bookkeeper **\$ 17.77**
- Juggles House **\$ 4.77**
- Juggles Rainbow **\$ 4.77**
- Star Raiders **\$ 4.77**
- Caverns of Mars **\$ 4.77**
- Graph it **\$ 4.77**
- Atari Music 1 **\$ 5.77**
- Atari Music 2 **\$ 6.77**
- Macro Assembler **\$12.77**
- Oix **\$ 7.77**
- Visicalc **\$ 27.77**

ATARI

- Jungle Hunt **\$12.77**
- Pengo **\$12.77**
- Ms Pac Man **\$12.77**
- Robotron **\$12.77**
- Donkey Kong Jr. **12.77**
- Pole Position **\$12.77**
- Atariwriter plus **\$37.77**
- Silent Butler **\$27.77**
- Paint **\$17.77**
- Home Filer mgr. **\$12.77**
- Family Finances **\$12.77**
- Timewise **\$ 4.77**

ROKALAN SOFTWARE

- Journey to the planets . **\$ 3.77**
- Space Journey **\$ 3.77**
- Gorf **\$ 3.77**
- Rackem up **\$3.77**
- Wizard of War **\$ 3.77**
- Anti Sub Patrol **\$ 3.77**

SYNAPSE

- Synfile plus **\$32.77**
- Syncala **\$32.77**
- Syntrend **\$32.77**
- Syncom **\$27.77**
- Templates **14.77**
- Synchron **\$27.77**

SUBLOGIC

- Flight Simulator 2 **\$31.77**
- Night Mission Pinball .. **\$19.77**

1-800-233-6345
IN FL (305) 538-1364
9AM-6PM est MON-FRI

COD AMEX VISA MC.

**ST PROTECTION
 NOW AVAILABLE!**

*Disclone Service
 Won't Make You Nervous*

Technical support, personal service, competitive prices.

Disclone full service quality tested diskette duplication, packaging, documentation production and processing ensures precise duplication, thorough quality control and expedient response to your requirements.

NOclone state of the art hardware based copy protection is true piracy protection for authorized allotments only. Each application is uniquely encrypted. Install routines are coded for nontransferrable hard disk allotments.

Disclone offers a choice of diskettes. Commitment dates are guaranteed. Fast turnover

- up to 1000 in 24 hours, any format.
- up to 10,000 in one week, any format.

disclone
 q2c2q2e

DISCLONE SOFTWARE PRODUCTION SERVICES

1050 North Fifth Street, San Jose, California 95112
 (408) 947-1161 OUTSIDE CA: 1-800-826-4296

**Now you can
 RAMCHARGE
 Your Atari® 800**

**with the new
 Magna 1MEG RAM-Board**

- Enhanced memory capabilities
- Simple one-minute plug-in installation
- 100% Axlon® compatibility
- 288K available with Synfile+™/Syncalc™
- Up to 1 million bytes on a single board
- Up to 8000 sectors available as a Ramdisk
- MYDOS™ Ramdisk software included
- XL/XE/ST upgrades available also — call

RAMCHARGER 256K — \$149.95

RAMCHARGER 512K — \$199.95

RAMCHARGER 1MEG — \$299.95

Ramchargers use custom printed circuit boards. We do not rewire your "old" Atari 16K boards as others do.

**Magna
 Systems**

"We build power"

Terms: Check, Money Order, COD
 Add \$4.50 shipping & handling.
 New York State Residents add local sales tax

**MAIL TO:
 MAGNA SYSTEMS
 147-05 Sandford Ave., Suite 4E
 Flushing, N.Y. 11355**

Phone: 718-939-0908
 Bulletin Board 24 hrs. — 212-828-7658

BAAUG SPEAKS OUT

by GIGI BISSON,
Antic Assistant Editor

They are willing to pay premium prices for premium software and hardware, but if they didn't get power for the price, the verbal slings and arrows flew through that cafeteria like peas in a food fight. On the other hand, almost any problem could be tolerated if a modem or communications software was inexpensive enough.

(See the *Modem and Software Source List* elsewhere in this issue for additional details about the most widely used products mentioned in this article.—ANTIC ED)

SOFTWARE

These Atari owners say many free public domain telecommunications programs are better than the ones sold by commercial software companies. Owners of direct-connect modems (modems designed specifically for the Atari computer and not requiring a separate interface) usually prefer public domain programs over the software supplied with their modems.

We almost got tired of listening to members extolling the virtues of 1030 Express, a public domain program written by Keith Ledbetter, a system operator (sysop) on CompuServe's SIG*Atari. They went on and on: "1030 Express is the best piece of software I've ever found." "I wish the programmer would write one for the 520ST." "The auto-dialer is simple to use, it saves three macros and there's no need to manually enter a password." 1030 Express works only with the Atari 1030 and XM301 direct-connect modems. Ledbetter's newer version, 850 Express, is compatible with the Hayes and other non-direct connect modems that utilize the Atari 850 interface.

AMODEM is the most frequently used program, but 1030 Express is clearly the best-loved. Users of the six different versions of AMODEM like the macros, ease of use and the way it supports ASCII and XMODEM protocols. But they complain about poor documentation and problems uploading with AMODEM's small buffer space. XMODEM users say the public domain program is hard to use. Sur-



Photography by Erik Weber

BAAUG members show their modems for the Antic camera.

It might seem like a crazy idea: Give Atari users a chance to tell the industry what they really think about telecommunications products. Crazier still, put those comments into print.

The Antic editorial staff paid a visit to the local Bay Area Atari Users Group (BAAUG), one of the nation's largest, and let them tell us what's wrong and right with their modems. About 100 Atari owners, some with wives, kids and even modems in tow, showed up for the meeting in an elementary school cafeteria in the

heart of Northern California's Silicon Valley.

We braced ourselves for some brutally honest comments. But the Atari users at BAAUG are quite happy, even ecstatic about their telecommunications equipment. They seem to fall into two extremes: either they own first-rate 1200 baud systems and subscribe to several online services, or they log onto local bulletin boards with public domain software and discontinued modems purchased at computer swap meets.

prisingly, none used the public domain program TSCOPE.

HomeTerm, from Batteries Included's HomePak, is the most popular commercial 8-bit program. "It's a good, dependable program. I like the macros," one user says. But another chimes in, "My macros didn't work at all." "Hometerm is easy to use, clear, menu driven and forgiving of mistakes," says Sue Tempey.

For the ST, the leaders are less clear. One user says ST Talk is the only commercial program that works. Most agree Mark of the Unicorn's PC/Intercomm "works great, but at \$124 it should." ST Term by Matthew Singer of Commnet Systems software was the second most popular.

MODEMS

A big surprise is the ongoing popularity of the discontinued Atari 1030 modem (price varies). BAAUG had few harsh words for this limited, but inexpensive peripheral.

Second most popular for both 8-bit and ST users is the industry-standard Hayes Smartmodem (\$599 for 300/1200 baud).

About half of the group at BAAUG own 1200 baud modems—and most

blamed on modems at the meeting often seem to be software compatibility problems. But a good software package can transform a mediocre modem into an online powerhouse. For example, an unmodified Atari 1030 can't auto-answer, and when used with its built-in terminal program it can't upload and download files either. However with the AMODEM 7.2 or 1030 Express program, it produces reliable file transfers.

ATARI 1030

The Atari 1030, purchased for anywhere between \$40 and \$150, was by far the most popular modem at the BAAUG meeting. "The 1030 is reliable, but it's only 300 baud and it can't run our BBS," says Kathy Standifird. On the other hand, a volunteer sysop (system operator) at the Atari BBS says 90% of Atari Corp's own bulletin board is run with an Atari 1030 modem and 1030 Express. The Atari BBS also offers 1030 Express for downloading. "That's great. How do I download it without a terminal program?" someone asked. This is the Catch-22 of free downloadable terminal software. You can, however, obtain a copy from your local users



Polling modem users at BAAUG meeting.

of the remaining 300 baud owners wish they had them or plan to purchase them. "I used to own a Hayes 300 Smartmodem, but after discovering the Hayes 1200 baud modem, I'd never go back again, ever. I spend major portions of my life in front of my computer. That's too much time to waste with 300 baud," says one owner, echoing the sentiments of many.

It is sometimes difficult to distinguish the modem's performance from that of the software. In fact, problems

group or purchase it for \$10 from the Antic Catalog.

ATARI 835 ACOUSTIC

A real price buster, the old 300 baud Atari 835 was purchased within the rock bottom range of \$10 to \$19. "It's cheap. It does the job adequately when paired with AMODEM 7.1. But it's an acoustic modem so it won't auto-dial and it's awkward to use," owners say.

Why use an acoustic modem? Loretta Colbourn responded: "It's

reliable, and I bought it for only \$24." The only problem was software. "It's hard to find," she says.

This prompted a user group discussion on modular telephone plugs vs. four-pin connectors. Acoustic modems are good to use if your telephone still has an old-fashioned four-prong wall jack—you simply rest the telephone handset in a pair of rubber cups atop the modem. The more advanced "smart" modems plug directly into your phone outlet and require a modular plug. One member offers this hint: "I just unscrew the phone mouthpiece, hook on the two modem plugs with alligator clips and it works great." "I don't know about you," another BAAUG member jokes, "But I did something like that as a kid and almost got arrested." Another member suggests a device called a Blackjack that allows you to connect a modem's modular phone cord to a non-modular phone jack.

ATARI XM301

The users with Atari's new XM301 modems say it's a good value for the price (\$49.95). They like the ease of use, the fact that it's a direct-connect modem and has an auto-dial feature on the software it comes with. The only gripe is that the XM301 must be the last peripheral in a "daisy chain." But overall, as Ron Frey says, "It's small, it's cheap and it works."

MPP 1000-E

The best features of Supra Corp's MPP 1000-E direct-connect 300 baud modem are its low price, auto-dial and redial capabilities. However, users complain that it lacks a speaker, so you can't tell if you've got a busy signal, a ring, or a voice on the line. Ron Rautenberg likes the MPP because it's "small and neat looking." Some owners say the built-in SmartTerm software was the MPP's worst feature. Raymond Santiago found SmartTerm easy to use, but says the software buffer is too small and has some problems with file transfer errors when using the MPP with his Percom disk drive. In any case, the price is right—in the \$60 to \$139 range.

continued on next page

SIGNALMAN MARK XII

"It runs AMODEM 5.0, but won't run with 850 Express or BBCS (Bulletin Board Construction Set). It's cheap, though," says Wendell Cotton who picked up his Anchor Signalman for \$25 at a flea market. Others paid up to \$99 for this 300/1200 baud modem.

HAYES SMARTMODEMS

You get what you pay for. Hayes Smartmodems, purchased at prices ranging from \$199 to \$300 for a 300 baud model and \$300 to \$595 for 1200 baud, were the second most popular brand. Indeed, the only complaint about Hayes modems was the price.

"Compatible with everything," says John Schreier, who uses it with Mark of the Unicorn's PC/Intercomm software on his 520ST. Another plus was the standard RS-232 interface, allowing people to use the same Hayes modem with both their Atari 800 and 520ST computers.

"The Hayes is reliable and has auto-dial and auto-answer capability with all good software," says Richard Anderson, who uses his 130XE for electronic banking and software uploads and downloads. "It's easy to use, has a built-in speaker, trim styling and good customer support from Hayes," says Mike Morrow, who uses it with HomeTerm on his 800XL and Chat on his 520ST. As for the 2400 baud Hayes, one user says he hasn't had any problems with a Hayes 2400 baud model he paid \$400 for at a computer swap meet, saving \$295 on the retail price.

HAYES-COMPATIBLE MODEMS

"Not all Hayes-Compatibles are Hayes compatible. I've had many problems," says Greg Humphrey, a marketing manager for Haba Corp. attending the BAAUG meeting that night.

A Hayes-compatible modem is supposed to be able to use communications software packages designed for a Hayes and utilize the same commands. It's also supposed to be "smart"—able to dial automatically and store phone numbers. Full compatibility means the modem can uti-

lize *all* the automatic features of a communications software product designed for the Hayes. Semi-compatibility means you can connect successfully only after dialing each phone number manually, and may not be able to utilize some of the software's other features. Most Hayes-compatible modems are compatible with both the ST and 8-bit Ataris when supplied with the appropriate interface and software.

VOLKSMODEM 12

Living up to its Volkswagen-type name, the Hayes-compatible Volksmodem 12 from Anchor Automation got raves for its reliability and simplicity. "I like it, it's real cheap," says Corey Cole who paid \$150 and uses it with the Flash terminal program on his ST. Norman Maxwell, who paid \$79 for his Volksmodem, uses it to control his robot with a 520ST and the ST Talk program. This non-direct connect modem is also compatible with the 8-bit Ataris.

RACAL-VADIC

Three members use the Racal-Vadic 1200 modem with the 520ST or the Atari 800. The price ranged from \$249 to a whopping \$900 for a variable-speed Racal-Vadic 1545 purchased eight years ago. No complaints here. Users say the Racal-Vadic is "smart," fast and supported by a good company.

U.S. ROBOTICS

The 1200 baud, Hayes semi-compatible U.S. Robotics/Password modem is the modem of choice for BAAUG president Frank Nagle who uses it with his 520ST and PC/Intercomm software. The \$300 modem lacks a volume control. Pluses are auto-dial and pulse/tone dial options. AMODEM 4.9 software supports all of its features.

BIZCOMP INTELLIMODEM

"I like the line-quality lights so you don't waste time downloading junk," says Glen Elliott, who uses his Bizcomp Intellimodem with HomeTerm software. The 1200 baud Hayes-compatible modem manufactured by

Business Computer Corp. of Sunnyvale, CA retails for \$400. "But it's not truly Hayes-compatible," complains Mark Blomenkamp, who uses it with AMODEM software.

PROMETHEUS 1200

Four have Prometheus Promodems, purchased for anywhere between \$299 and \$380. The best features are auto-dial and auto-redial abilities, phone directories, adjustable baud rate and a clock display. However, one user says the clock must be reset every time it's powered up. Another, Steve Heacock, says the Prometheus has different status numbers than the Hayes, although it's the same command set. Other drawbacks reported: it won't work with Bulletin Board Construction Set and gets very hot after being on for only 15-20 minutes.

AVATEX

E+E Datacom's Avatex modem is 95% Hayes compatible. "Which 5% are you missing?" someone wondered out loud. The 300/1200 baud model retails for \$199.95, but it has recently become available for users group multi-unit purchases at under \$100. The Avatex is advertised as being fully compatible with HomeTerm, but is apparently only partially compatible with DiskLink and TSCOPE software. Scott Tretyl, who purchased his Avatex for \$100, likes the auto-dial capability when he uses it with AMODEM 7.2, but laments it lacks a speaker.

THE IDEAL MODEM

In all, users at the meeting says that the ultimate modem and software combination would be a Hayes-compatible auto-answer, auto-dial modem compatible with a variety of terminal software and computer systems. And all this for a price under \$200. The communications software should use macros, store 10 phone numbers, support graphics and above all, be invisible to the user. Says BAAUG member Jon Rogers, "I want to communicate, not manipulate software."

Manufacturers, are you listening?



Beyond this are multi-user regional networks—larger than a BBS, smaller than CompuServe. One is The Well, a Northern California network operated by the publishers of the *Whole Earth Software Review*. (\$8 a month plus \$2 an hour, (415) 332-6106.)

LETS CALL A BBS

We'll call BUG—the Boise Atari Users Group BBS—because they have a list of over 1,000 BBS telephone numbers to browse through or download. If you don't live in Boise, Idaho, you'll need to pay a long distance telephone charge to call the BUG BBS—but, unlike CompuServe or any other multi-user commercial online information service—you will not be billed an hourly fee or "connect charge."

First "tell" your modem program to dial BUG at (208) 383-9547. (Type 2083839547—no dashes) With Express 850, we type E.

If your modem has a speaker, you'll hear it dial. When you finally connect (be patient), press [RETURN]. "Garbage" characters may appear on screen as the modem tries to determine the baud rate of the BBS—we got loads of them while researching this article.

Then select the right Atari mode from your modem program's software menu. Go to your software's Function Menu and choose ATASCII, the mode that the BUG BBS requires. Leave the program menu and press [RETURN]. The title screen appears:

WELCOME TO BUG

Most bulletin boards use commands that are very similar to those on CompuServe. To stop scrolling, hold down the [CONTROL] key while you type S. To start again, it's [CONTROL] Q. Type [CONTROL] X to quit. (Boldface type represents what *you* type in.)

```
Enter your Name >Charlie Jackson
From City,State >San Francisco, CA
You are CHARLIE JACKSON
Calling from SAN FRANCISCO, CA
CORRECT <Y/N>Y
Logging caller No. 20946 to disk...
```

```
-On Thursday 05/15/86 13:30:25 MDT
(^ =CTRL) ^ S PAUSE, ^ Q RESUME, ^ X QUIT
->ATARI BBS LIST IN 'O' SECTION<-
```

This is what we want! BUG will display current notes, bulletins & greeting messages. Then it will ask you:

```
First time on this BBS?
<Y/N>Y
```

If this is your first visit to BUG, type Y. Now we see a detailed introduction, along with some helpful hints. After this scrolls past, we're asked to make our selection:

```
Selection... (?=Menu) ->?
```

(To look at the menu, press the ? key.)

```
ONE MOMENT CHARLIE JACKSON,
GETTING FILE:
MENU.DAT
```

This is the BUG command menu:

```
(A)TASCII/ASCII switch (B)ulletins
(C)allers file (D)ownload
(F)iles for download (G)oodby
(H)elp file (I)nformation
(L)inefeed on/off (M)essage base
(N)ew user file (O)ther files
(P)rivate mail (T)ime
(U)pload a file (V)alley users
(W)elcome sign-on (X)pert user
(Y)ell for Sysop (?) -This menu
```

```
Selection... (?=Menu) ->O
```

Choose the O option for the BBSLIST. Now you'll see a directory of files you can download from the O section:

DIRECTORY— DOUBLE DENSITY SECTORS

```
COMDEX3 031
BBSLIST 078
ATRIBITS 013
CESWRAP 029
BBS1030 008
ONEMEGST 050
<RETURN>=EXIT
FILE NAME=>BBSLIST
```

Type in BBSLIST, the name of the file we want to download. Then, BUG asks us:

```
Christensen XMODEM protocol? <Y/N>Y
```

(Nearly every modem program is able to use this method of download-

ing files. XMODEM protocol is desirable because it recognizes and corrects any "noise" or interference on the telephone line.)

```
READY TO SEND BBSLIST.TXT
^ X TO CANCEL.
```

BUG is waiting to send you the file—but it won't wait long. Quickly, go back to your modem software's Function Menu.

BACK TO EXPRESS

This procedure varies between modem programs, but usually it involves three things:

1. Call up your modem program menu. (With Express 850, we press the [SELECT] key.)

2. From the menu, choose the command to receive a file using XMODEM. (With Express, we type R.)

3. Type in a filename for your computer to use when it begins to store the incoming data.

4. [RETURN].

If you're using Express 850, the download will begin automatically. Make sure you have a formatted disk in your drive to save the program to. (Other programs, such as HomeTerm and BackTalk require you to press a console key to begin a file transfer.)

As Express 850 downloads the file, words will flash by on the computer screen. On the top of the screen, where BUFFER: appears, the number should be increasing as the file is sent.

After your Atari has received the file, it automatically stores it on disk using the filename you typed in earlier, and brings you:


BACK TO BUG

To exit BUG, type G (goodbye) at the Selection... (?=Menu) -> prompt. Turn off your computer, boot up your word processor (such as PaperClip or AtariWriter) and read your list of 1,000 bulletin boards. That should keep you busy for awhile...



If you compute after dark...

...switch to the magic of GENie™ and stay on-line longer, for less!



Introducing GENie, the General Electric Network for Information Exchange. It's part of General Electric Information Services—the largest commercial teleprocessing network.

Now the power of GENie stands ready to bring a little magic into the life of PC owners just like you. And for potentially much less than other on-line information services.

With GENie, you pay no hidden charges or monthly minimum fees. You pay only for the actual time you're on-line and the \$18.00 registration fee. Nothing more.

Compare & Save

	Services						Pricing			
	SIGs/User Groups	Electronic Mail	CB Simulator	Computing News	Games	2400 baud access	Registration fee	Monthly minimum	Non-prime time rates	
									300 baud	1200 baud
GENie*	X	X	X	X	X	X	\$18.00	none	\$5.00	\$5.00
CompuServe	X	X	X	X	X	X	\$39.95	none	\$6.25	\$12.75
The Source	X	X	no	X	X	X	\$49.95	\$10.00	\$8.40	\$10.80

*Rates and Services shown in effect 12/85. Non-prime time rate applies Mon–Fri, 6pm–8am local time, all day Sat., Sun., and nat'l. holidays. Subject to service availability. Additional surcharge applies for 2400 baud service.

Save up to 60%

Check out the chart above and compare it for yourself. You'll find GENie can deliver all of your favorite services for an incomparable price at incomparable savings!

Put the power of GENie at your command

- Discuss the latest in computer products and accessories or download public domain software with GENie's *RoundTable™ Special Interest Groups*.
- Meet new people, share ideas with friends—old and new—with *LiveWire™*, GENie's CB simulator that has everybody talking!
- Get your message across and back again with *GE Mail™*, GENie's electronic mail service.
- Organize a local, regional or national get-together in one of GENie's 40 "conference rooms" with GENie's *Business Band Real-Time Conferencing*.
- Go one-on-one with classic computer games, match your wits against others with multi-player games, or download for future play in GENie's *Game Room*.
- Stay in touch with what's new on the microcomputer scene, courtesy of GENie's news service, *News and Commentary*.

GENie can take you to new highs in speed and keep you there. Because our non-prime time rate for 300 OR 1200 baud is only \$5.00 an hour. And that means you save 20 to 60%. Or if you prefer, 2400 baud service is now available.

With services and prices like these—talk, read, learn, or play to your heart's content. Because now you can keep your eyes on the screen, not on the clock.

With your personal computer, modem, communications software, and telephone, you already have everything you need to make GENie come to life. So why not Sign-Up today. Let GENie bring a little magic into your life!

Sign Up From Your Keyboard Today 4 Easy Steps:

1. Have ready your VISA, MasterCard or checking account number to set up your personal GENie account.
2. Set your modem for half duplex (local echo)—300 or 1200 baud.
3. Dial 1-800-638-8369. When connected, enter HHH
4. At the U# = prompt, enter XJM11947, GENIE then RETURN.

No Modem Yet? Need more information or assistance? We can help! Call 1-800-638-9636, ext. 21.

Get on-line with GENie. And stay longer, for less.



INFORMATION SERVICES

General Electric Information Services Company, U.S.A.

\$5 TALKING DISK

OVER 100 WORDS in vocabularies that you can put into your own programs! No extra hardware required. Sample programs include:

- Talking four-function calculator — choose English, Spanish, or German.
- Talking keyboard — letters and punctuation in English.
- Demonstration of voice editing.

The \$5 Talking Disk is available for Commodore 64, 128, Atari 800, 800XL, 130XE, and Apple II+ (64K), IIe, and IIc.

If you want to make your own vocabularies, in any language or accent, then you must have a VOICE MASTER for processing speech input. VOICE MASTER lets you do much more: YOU CAN RECOGNIZE SPOKEN COMMANDS and WRITE MUSIC AS YOU HUM! And affordable too — under \$90 including the headset and microphone.

Send \$5 for the talking disk. Prepaid orders only. Includes postage. (\$7 outside USA, Canada, and Mexico.) Information on VOICE MASTER will accompany your disk. Or you can call or write for VOICE MASTER information separately. Please specify computer make and model with your order.



COVOX INC.
675 Conger St., DEPT AC
Eugene, OR 97402
Telephone (503) 342-1271

AMAZING PRODUCTS

from



Computer Software Services



Computer Software Services has been busy! We now have available 20 truly AMAZING products for your ATARI computer or disk drive... several of which have been reduced in price! Below are only 4 of our most recent products... each representing outstanding values for your dollar. Call or write for our FREE catalog today!

The "KLONE!" Just \$89.95 (\$69.95 if you purchase(d) an "IMPOSSIBLE!" from us!)
The "KLONE!" is a simple to install circuit board (no soldering) for Atari 1050 disk drives. It transforms your 1050 into a Super-Powerful disk backup device with hi-speed and true double density capabilities. Now you can copy most of your heavily protected program disks quickly and simply! Copies will run on any Atari 400/800/XL or XE computer.

The "RICHMANS" 80 COLUMN Word Processor! Just \$59.95
The "RICHMANS 80 COLUMN Word Processor!" would be well worth its price if it were only a 40 column program... the fact that it gives you a FULL 80 COLUMNS on the SCREEN makes it almost unbelievable! No hardware modifications required for XL/XE Computers (400/800 must have at least 52K RAM). For even greater flexibility we've made this program "RAT" (or mouse) compatible. Very powerful yet simple to use!

The "FUZZY/PHANTOM Sector Maker!" Just \$29.95
FUZZY OR PHANTOM sectors are not copyable/reproducible by any disk duplicating device (except for the "IMPOSSIBLE!" or The "MIRACLE!")... and probably never will be! This "software only" program will allow you to make your own FUZZY/PHANTOM sectors so that you can now make working copies of those "uncopyable" programs... and you can make them with any "unmodified" disk drive!

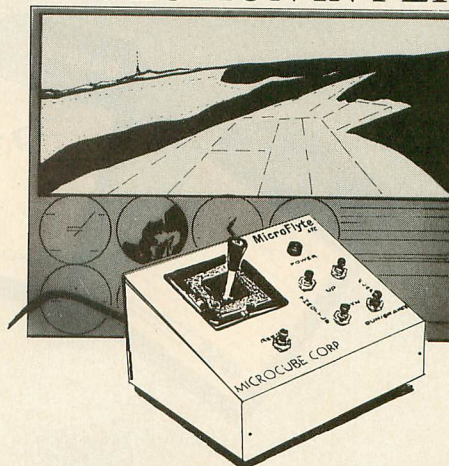
The "MIRACLE!" Just \$69.95
The "MIRACLE!" is a "software only" version of the "IMPOSSIBLE!" Now you can backup "protected" disk programs without hardware in your computer or disk drive (works with XL or XE computers and any brand disk drive)! The "XL-FIX!" and "XL-Mate!" are included at no extra charge. The "MIRACLE!" will not copy as many programs as the "IMPOSSIBLE!" (about 75% efficient), but at only \$69.95 it's an outstanding value... some would even say a Miracle!

Write or phone for additional information and various price reductions on selected products. DEALER/DISTRIBUTOR/USER GROUP inquires welcome! Phone (761) 467-9326.

Master Card - Visa phone orders.
Money Orders - Checks mail order.
Specify computer and drive model numbers. Add \$4 shipping/handling (N.Y. State residents add 7% tax.)

COMPUTER SOFTWARE SERVICES
P.O. BOX 17660
ROCHESTER, N.Y. 14617
(716) 467-9326

A REVOLUTION IN FLYING



THE MicroFlyte JOYSTICK

A unique product designed for use with FLIGHT SIMULATOR II™ to give you accurate and proportional control. Includes control Yoke, Throttle, Flaps, Brakes, Gun and Elevator trim.

OTHER FEATURES:

- Software program drivers for other Flight programs available soon
- Use with User generated BASIC programs
- Use with User generated assembly language programs

This is the ONLY fully proportional, continuously variable joystick control for Flight Simulator II. Now your home computer can be a truly realistic flight simulator.

"...I flew all over the map with one landing after another and no mishaps." K.C.

"...I am getting more use out of Flight Simulator now and will continue thanks to your joystick" R.T.

WARNING: Use of the MicroFlyte joystick may cause Flight Simulator addiction. Order with caution.

NOW AVAILABLE DIRECT FROM MICROCUBE

ONLY \$59.95 + \$4.00 shipping & handling
(VA residents add 4% sales tax)

Payment enclosed check money order

Bill my MasterCard Visa Choice

Card # _____ Expires _____

Signature _____

Name _____

Address _____

City _____ State _____ Zip _____

Computer Model _____

MICROCUBE CORPORATION
P.O. BOX 488
LEESBURG, VA 22075

(703) 777-7157
M-F 9 A.M.-6 P.M. est.
DEALER INQUIRIES WELCOME

Flight Simulator II is a trademark of Sublogic Corp.

TIRED OF USING YOUR 8-BIT ATARI AS ONLY A GAME MACHINE?



Then now may be the time for *you* to start programming and discover the real power of your Atari Computer. For years, the Atari Computer has been deemed nothing more than a "game machine." But we at OSS believe otherwise. And that is why we have been producing programming languages for the Atari ever since the first Atari 800 was sold.

Why programming? Because programming opens up a whole new world to you, a world you may have never dreamed possible. Programming allows you to be creative and write programs the way you want them to run. Even as a hobby, you will discover the many challenges that programming has to offer. But the single most rewarding aspect of programming is the self-gratification derived from watching *your* completed programs run.

But there's more to programming than that. Like anything else, you need a solid foundation or good starting point. OSS has provided and delighted thousands of Atari owners with just that. With products like **BASIC XE**, **BASIC XL**, **ACTION!** and **MAC/65**, OSS has long been recognized as the leading supplier of "systems software" for Atari Computers.

Trust OSS to start you off with the right programming language for you. OSS also produces programming aids for **BASIC XL**, **ACTION!**, and **MAC/65** in the form of ToolKits, saving you hours of programming time by supplying you with a wide variety of prewritten subroutines, demos, and more! So don't let your Atari Computer gather dust in your closet because you're tired of playing or have mastered a particular game. Discover the world of programming, and surprise yourself.

For Beginners and BASIC Programmers:

BASIC XL—An excellent choice for everyone from beginner to expert. This version of BASIC adds over 50 commands to Atari BASIC and will run on all Atari 8-bit computers. Super Buy! **\$59.00**

BASIC XE—As with BASIC XL, this version of BASIC comes complete with built-in Player/Missile Graphics support. BASIC XE is designed to utilize the extra memory in the 130XE, but will operate on XL Computers as well! Quality at its best! **\$79.00**

For Intermediate to Advanced Programmers:

ACTION!—A high-level language that's so fast and exciting that we had to call it ACTION! ACTION! incorporates the best features of Pascal, C, and Algol. A Great buy! **\$79.00**

MAC/65—A full-featured Macro Assembler complete with integrated debugger. Hundreds of commercially produced software has been written using this brute. Surprisingly Powerful! **\$79.00**

Call or write for a free brochure!

Atari is a registered trademark of Atari Corporation. BASIC XL, BASIC XE, ACTION!, and MAC/65 are trademarks of OSS, Inc.

OSSTM **Optimized Systems Software, Inc.**

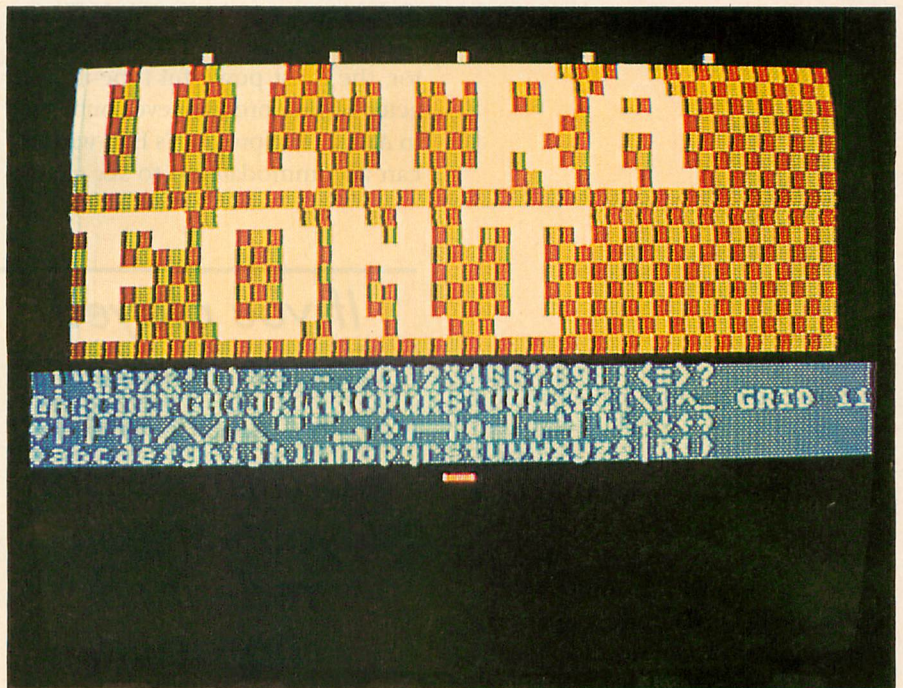
1221B Kentwood Ave., San Jose, CA 95129, (408) 446-3099, Telex: 5106016124

*Ultimate
type-in
character
editor*

ULTRAFONT

Program by STEVEN LEE

Article by CHARLES JACKSON, *Antic* Program Editor



UltraFont may be the most powerful character set editor ever published as an Atari type-in program. It lets you create, display and manipulate character sets, or "fonts"—as many as six characters at a time—in any of five graphics modes. This is an all machine-language program that you type in as a self-converting BASIC data file. (Antic Disk subscribers will find a bonus of several character fonts on this month's disk.) UltraFont runs on all 8-bit Atari computers with at least 24K memory, disk or cassette. A joystick is required.

If you've ever played Space Invaders, worked with a word processor such as PaperClip, or seen *Antic's Color The Cover* contest winner (June, 1985), you've seen redefined character sets (fonts). Using a redefined character set is very similar to using a different typeface on your printer.

A character set is a list of instructions which tells your computer how to draw characters. For example, the numbers 0, 24, 60, 102, 102, 126, 102, 0 tell the computer how to form

the letter A. These numbers, when written in binary notation and stacked one on top of the other, form a "stencil" of the letter A:

```
0 00000000
24 00011000
60 00111100
102 01100110
102 01100110
126 01111110
102 01100110
0 00000000
```

continued on next page

If we place our stencil over a blank video screen, and turn on only pixels (picture elements) underneath a number 1, our image (bitmap) looks like this:

```

0
24      * *
60      * * * *
102     * *   * *
102     * *   * *
126     * * * * * *
102     * *   * *
0

```

We can alter the appearance of our letter A by altering the instructions the computer uses to draw it. If we changed all the 102's to 126's, for example, the A would look more like a house:

```

0
24      * *
60      * * * *
126     * * * * * *
126     * * * * * *
126     * * * * * *
126     * * * * * *
0

```

If we change our A to resemble a spaceship, we have the beginnings of a Space Invaders game. If we redefine the characters A, B and C to resemble a man beginning to take a step, a man in mid-step, and a man completing a step, we can create a simple animation sequence. Of course, our animation sequence could not display any words which used the letters A, B, or C—in any text message, these characters would also appear as stick figures.

As you might expect, creating and using redefined character sets from scratch is not all that easy. The Atari's character set starts at memory location 57344 (\$E000) and continues through 58367 (\$E3FF). This 1024-byte block of memory is permanently carved in ROM, and cannot be changed.

The trick here is to copy the *entire* character set from ROM into an appropriate place in RAM, where we can alter it. Then, we tell the computer to

use our RAM-based character set, instead of the one in ROM. Once in RAM, we can redefine any or all of the 128 non-inverse characters.

The computer uses the non-inverse character set as a template for creating the inverse set. Thus, if you redefine a capital M, your inverse capital M also gets redefined.

You can design a redefined character set with a pencil, a pocket calculator, and several reams of graph paper. This is known as "doing it the hard way." Fortunately, there are many speedy programs known as "character font editors" that help you design your own redefined character sets, show you what your completed character set will look like, perform the necessary calculations and SAVE the set to a nine-sector disk file.

UltraFont is a full-featured font editor, the most powerful type-in character editing program ever published in *Antic*. The program's Edit window can accommodate up to *six* charac-

*If you played
Space Invaders
or worked with a
word processor,
you've seen
redefined
characters*

ters and works with GRAPHICS 0, 1, 2, 12 and 13 (ANTIC modes 2, 6, 7, 4 and 5, respectively).

TYPING AND LOADING

Type in Listing 1, CHARFONT.BAS, check it with TYPO II, and SAVE a copy before you RUN it. When RUN, the program asks whether you want to create a [D]isk version or a [C]assette version of the program. Choose [C] and the program will create a machine-language boot tape. Choose

[D] and it will create a 55-sector object file called CHARFONT.OBJ. If you're using a disk system, be sure your disk has at least 55 free sectors. Be patient; CHARFONT.BAS requires about six minutes to create the new file.

Antic Disk subscribers will find a copy of CHARFONT.OBJ on the monthly disk. As a bonus, you'll also get several complete sample character fonts.

Cassette owners: Once you've created the object file, rewind the tape and press PLAY on your program recorder. Next, hold down the computer's [START] key while turning on the computer. (XL/XE owners should also hold down the [OPTION] key.) Press any key and the program should load and run.

Disk owners have two options: First, remove all cartridges, insert a disk with the DOS.SYS and DUP.SYS files, and turn on the computer. Again, XL and XE owners should hold down the [OPTION] key during this process. When the DOS menu appears, use the [L]oad File option to load and run CHARFONT.OBJ.

Disk owners may also choose to copy the CHARFONT.OBJ program to another disk and name it AUTO-RUN.SYS. Now, just insert this disk into the drive, turn the computer on (XL/XE owners press the [OPTION] key) and the program will autoboot.

USING THE PROGRAM

The main screen is divided into three windows. At the top, the Drawing window holds your Edit screen, a grid on which you plot your characters. The little white marks at the top of this screen show you where each character is divided. The pink line at the bottom of the screen indicates the position of your drawing cursor.

The Selecting window (in the middle) displays the complete character set. Move the cursor over any character and press the joystick button to bring it into the Edit window.

The bottom window shows what your character will look like when viewed in any chosen graphics mode.

COMMAND SUMMARY

This program has more than two dozen commands. Fortunately, you only need a few to get acquainted with it. To operate any of the following commands, all you need to type is the letter or symbol shown inside the square brackets []. For example, if you've never used this program before, you'll probably want to type an [H] or a [?] to access the [H]ELP screens.

[E]DIT— This command alternately moves your cursor between the Edit window and the Drawing window.

[B]LANK— Changes a series of characters into blank spaces. Place the cursor on the first in a series of characters to erase, press the joystick button, then place the cursor on the last character in the series and press the button again. All of the characters in this range will be changed into blank spaces.

[R]ESTORE— Changes a series of characters back into their original, unaltered forms. This command works the same way as the BLANK command.

[C]OPY— Makes multiple copies of a single character. Move the cursor over the character to copy and press the joystick button. Now, place the cursor over any other character and press the button. This erases the current character and replaces it with a copy of the first character. Press the [ESCAPE] key to leave this mode.

[K]OLOR— Multi-colored characters are rarely used in word processing programs. However, when redefined to look like rockets, aliens and landscapes, they are frequently used in games. ANTIC modes 4 and 5 are four-color character modes designed for this purpose. To adjust the colors of your character, first press the number (1-5) of the color register you wish to alter. Once you've selected a color register, move the joystick left and right to adjust the color value. Move the joystick up and down to adjust the luminance value. Press the joystick trigger to choose another color register to alter.

[F]LIP— Changes the characters in the Edit window into their mirror-images.

[I]NVERT— Inverts the characters in the Edit window.

[G]RID— Lets you choose the size of your Edit window grid. The maximum window size is 6x6. Since the screen is not large enough to display a grid of this size, the program uses a 6x2 window to scroll vertically through the grid. When using


This is the most powerful type-in character editing program we've ever published

Graphics 2 or ANTIC mode 5, it's best to use a grid no bigger than 6x4.

[A] TOP— Moves the cursor to the top of the Edit grid.

[Z] BOTTOM— Moves the cursor to the bottom of the Edit grid.

[X] SWITCH— Alternates between two characters. This function is useful for creating animation sequences. Press the [ESCAPE] key to exit this mode.

[] INVERSE— Change the current display to inverse video.

[M]ODES— Select from available graphics modes—Graphics 0, 1, 2 and ANTIC modes 4 and 5.

[S]ELECT SET— Alternate between the built-in character set and the redefined set you're working on..

[P]UT SET— Shows what your character set will look like in the graphics mode you've chosen. Remember that Graphics 1 and 2 only use the lower half of the character set. Press the [ESCAPE] key to exit this mode.

[U]NDO— Restores the characters back to their original form.

[>] UPDATE UNDO— Update the characters to the current data. It's useful when you're making uncertain

changes.

[W]RITE DATA— Scans for characters you've redefined, then writes the data for those characters to disk, tape, printer, or screen. If you write the data to disk or cassette, you may also choose to write this data as source code. This option will generate either BASIC DATA statements, or Assembly language .BYTE statements. The computer asks you for a starting line number, the language you want to use (BASIC or Assembler), and a SAVE filename for the resulting file. When you're done, simply ENTER the resulting file into your program.

[D] INPUT DATA— This function lets you type in the numbers to form a character, instead of drawing it with a joystick. This is useful if you've already calculated the eight numbers needed to redefine a character. Just choose the first character to change and type in those eight numbers. Press [RETURN] and you'll be prompted to type in the data for the next character. If you don't want to change that character, press [RETURN] to skip that character, and edit the next one. Press the [ESCAPE] key to exit this mode.

[-] SHIFT UP— Shift the characters in the Edit grid up one position. Bits in the top row will wrap around to the bottom row.

[=] SHIFT DOWN— Works like SHIFT UP, but moves the characters UP, but moves the characters left by one position.

[+] SHIFT LEFT— Works like SHIFT UP, but moves the characters left by one position.

[*] SHIFT RIGHT— Works like SHIFT UP, but moves the characters right by one position.

[1] SLOW— Decreases the speed of the drawing cursor.

[2] FAST— Increases the speed of the drawing cursor.

CONSOLE KEY COMMANDS

[OPTION]— Displays a disk directory from any selected disk drive.

[SELECT]— Loads a previously-saved character set. Will also load character sets created by most other

continued on next page

editors.

[START]—Saves the current character set and the values of the five color registers.

GET THE MOST

If you only want to redefine a few characters, put your cursor in the top screen on the character you want to change, press [E] for Edit, select the character you wish to replace it with, and press the joystick trigger. This will perform an UPDATE on the character set information. Now you may continue drawing.

Use the right half of the bottom screen to see what your characters will ultimately look like. The bottom left portion displays your characters in inverse video. Remember that GRAPHICS 1 and 2 use only the lower half of the character set. Normally, you cannot display lower case or inverse video letters in these modes. Instead, the characters will be displayed in different colors. For example, in

Graphics 1 an uppercase, non-inverse "A" will look just like a lowercase, inverse "a"—except the two will be displayed in different colors.

In ANTIC modes 4 and 5, the color register for playfield two (location 710, \$02C6) is not used in inverse video. Playfield three, (location 711, \$02C7) is used instead. This gives us

UltraFont has more than two dozen commands

five colors to work with, although we can only use four in any one character.


COLOR REGISTERS AVAILABLE
NON-INVERSE
COLOR0 (location 708, \$02C4)
COLOR1 (location 709, \$02C5)

COLOR2 (location 710, \$02C6)
COLOR4 (location 712, \$02C8)
INVERSE
COLOR0 (location 708, \$02C4)
COLOR1 (location 709, \$02C5)
COLOR3 (location 711, \$02C7)
COLOR4 (location 712, \$02C8)

You can also merge two character sets into one. Just put as many as 36 characters of the first set into the Edit grid, load in the second character set, and use the [U] UNDO command to link the two sets.


Antic readers will certainly discover many other creative ways to unleash the power of UltraFont. Don't forget to write and tell us what you have created.

Listing on page 79

Steven Lee, 17, is a Sacramento, California high school student who has been programming his Atari 800 for four years. 

Coming in September

Tune in Weather Satellite Pictures on Your Atari (8-bit or ST)



Weather Calc
ACTION! Art Stretcher
BASIC Tracer/Debugger

Reviews: Star Raiders II,
Atari Planetarium,
Megamax C

Regent

REGENT BASE A FULL FUNCTION RELATIONAL DATABASE

Regent Base's procedural language make it a natural for handling any of your small business needs. Modules are available for Invoicing, Accounts Receivable, Checkbook Balancing, General Ledger, etc.

Regent Base is a relational database written specifically for the Atari ST. Don't settle for simple clones of IBM products. Regent Base is easy to use and state-of-the-art!

REGENT SOFTWARE
7131 Owensmouth, Suite 45A
Canoga Park, CA 91303
(818) 883-0951

ATARI ST ■ ■ ■ ■ | |



Gotta gripe? Love Letters? Advice?

Just type **GO ANTIC** next time you log on to CompuServe and go to the Online I/O Board. We download and read every one of your messages almost every day.

THE LOWEST
PRICES

THE BEST
SERVICE

ELECTRONIC ONE*

PHONE
LINES
OPEN

10-6 E.S.T.
M-F

CALL (614) 864-9994 • P.O. Box 13428 • COLUMBUS, OHIO 43213

ATARI COMP. HARDWARE

65XE 64k COMPUTER	79.99
800XL 64k COMPUTER	79.99
130XE 128k COMPUTER	119.99

DISK DRIVES

ATARI 1050 DISK DRIVE	129.99
CENTURIAN (810)	169.99
INDUS G.T.	199.99
ASTRA (THE ONE)	249.99

PRINTERS

STAR NX10	239.99
STAR SG10	219.99
STAR SG15	369.99
PANASONIC 1080	199.99
PANASONIC 1091	229.99
EPSON LX 80	229.99
TRACTOR (LX80)	24.99
ATARI 1027	79.99
ATARI XM804	199.99
ATARI 1020	26.99
ATARI XM801	189.99

INTERFACES

MPP MICRO PRINT	34.99
APE FACE	34.99
U-PRINT	39.99
MPP 1150	44.99

MONITORS

SAKATA 13" COLOR	139.99
THOMPSON 14" COLOR	139.99
TEKNIKA MJ10	179.99
COMMODORE 1702	179.99
NEC 12" COLOR	129.99
MONITOR CABLES	6.99

ATARI HARDWARE ACCESSORIES

US DOUBLER	49.99
1030 MODEM	44.99
XM 301 MODEM	39.99
SUPRA 1000E MODEM	34.99
ATARI LIGHT PEN	37.99
ATARI TOUCH TABLET	42.99
850 INTERFACE	119.99

ATARI COMPUTER SOFTWARE

ENTERTAINMENT

PAC MAN	3.99
STAR RAIDERS	3.99
ASTEROIDS	4.99
QIX	4.99
Q-BERT	6.99
POPEYE	6.99
FROGGER	6.99
DIG DUG	9.99
MOON PATROL	9.99
FOOTBALL	4.99
ROBOTRON	9.99
POLE POSITION	9.99
MS. PAC MAN	9.99
JUNGLE HUNT	9.99
JOUST	9.99
MILLIPEDE	9.99
CENTIPEDE	9.99
PENGO	9.99
DONKEY KONG	9.99
DONKEY KONG JR.	9.99

SPACE INVADERS	6.99
GYRUS	6.99
MINER 2049ER	6.99
E.T.	4.99
CAVERN OF MARS	4.99
GALAXIAN	6.99
TRACK & FIELD	14.99
FINAL LEGACY	14.99

UTILITIES

PAINT	9.99
ATARI WRITER	19.99
ATARI WRITER PLUS	24.99
PAPER CLIP	29.99
HOME PACK	26.99
SYN FILE	29.99
SYN CALC	29.99
SYN TREND	24.99
SILENT BUTLER	14.99
LOGO	24.99
MICRO SOFT II	19.99
PROOFREADER	14.99

ATARI S.T. HARDWARE/SOFTWARE

ATARI 520ST	788.00
• COLOR MONITOR	
• 360k DISK DRIVE	
• BUILT-IN TOPS	
• 512k KEYBOARD	
• SOFTWARE	

S.T. SOFTWARE

HOME PLANETARIUM	19.99
JOUST	19.99
SILENT SERVICE	29.99
VIP PROF.	99.99
SUN DOG	25.99
BLACK CALUDRUM	34.99
THE PAWN	29.99
PRINT MASTER	26.99
TYPESETTER	26.99
MUSIC STUDIO	34.99
DEGAS	29.99
KINGS QUEST II	32.99
HACKER	26.99
UNIVERSE II	47.99
ZOOMRACKS	49.99
HITCH HIKERS	24.99
H & D BASE	64.99

S.T. SPECIALS

LIMITED QUANTITIES

HIPPO C	29.99
WRITE YOUR WILL	19.99
BUSINESS LETTERS	19.99
HABBA VIEW	39.99
PERSONAL MANAGER	19.99
EXPRESS	19.99
HABA WRITER	29.99
HOME WORD MATH	9.99
PERRY MASON	9.99
TREASURE ISLAND	9.99
NINE PRINCES	9.99
FARENHEIT 451	9.99
FAST BASIC M	49.99

HOW TO ORDER: CASHIER CHECK, MONEY ORDER, MASTERCARD* OR VISA* (ADD 4% FOR CHARGE CARDS) . . . NO PERSONAL CHECKS . . . NO C.O.D.'s
SHIPPED U.P.S. . . . ALL PRICES SUBJECT TO CHANGE WITHOUT NOTICE.
SHIPPING: ADD \$3.00 ON ALL ORDERS UNDER \$100.00 . . . ADD \$5.00 ON ALL ORDERS OVER \$100.00. ACTUAL FREIGHT CHARGED ON MULTIPLE ORDERS.
INTERNATIONAL: ACTUAL FREIGHT CHARGED ON ALL ORDERS OUTSIDE THE CONTINENTAL UNITED STATES INCLUDING A.P.O.
POLICIES: NO RETURNS WITHOUT A RETURN AUTHORIZATION . . . NO RETURNS UNLESS DEFECTIVE. ALL DEFECTIVES WILL BE EXCHANGED
EXCEPTIONS.

CALL OR WRITE FOR FREE CATALOG

CALL ELECTRONIC ONE (614) 864-9994

THE CATALOG

SOFTWARE CONNECTION

Where quality, value and availability count

SYSTEMS AND TELECOMMUNICATIONS

Chameleon (AP0113) \$19.95
Backtalk (AP0154) \$19.95
Sherlock 1050 (AP0155) . . \$19.95
Extended DDT (AP0171) . . \$19.95
Bulletin Board Construction Set (BBCS)
For Hayes (AP0146) \$24.95
For MPP (AP0181) \$24.95
For 1030/XM301 (AP0153) \$24.95

SECRETS OF C

Deep Blue C (AP0114) \$19.95
Mathlib For Deep Blue C (AP0132) \$19.95

SOFTWARE MAGIC

Word Magic/Graphic Magic (AP0130) \$19.95
Spell Magic (AP0144) . . . \$19.95
130XE Magic (Word/Graphic/Spell Magic) (AP0160) . . \$29.95
Calc Magic (AP0177) \$24.95

SOFTWARE PLUS

Speed Read + (AP0164) . . \$19.95
Memorease + (AP0163) . . \$19.95
Picture + /Lister + (2 disk set) (AP0179) \$19.95
Microbase + (Atari Writer) (AP0172) \$19.95

MASTERPIECE GRAPHICS

RAMbrandt (AP0157) \$19.95
RAMbrandt (masterpiece slide show) (PD0073) . . \$10.00
RAMbrandt Solid Object Module (AP0182) \$15.95
Graphic Shop (AP0156) . . \$19.95

TOOLS OF THE TRADE

Data Manager XL (AP0129) \$19.95
Printer Driver Construction Set (AP0131) \$19.95
Creative Process (AP0151) . \$19.95
Screen Plot (for the 1020 plotter) (AP0135) \$19.95

TRAVEL TO THE STARS

Mapware (AP0134) \$19.95
Earth Views (AP0141) . . . \$19.95
Space Base (AP0142) . . . \$19.95
Orbit-trip to the moon (AP0168) \$15.95
Astrology (AP0167) \$15.95

GOOD SOFT FUN

XTal (AP0158) \$15.95
Colossus Chess 3.0 (AP0161) \$15.95
Chop Suey (AP0162) . . . \$15.95
Colour Space (AP0166) . . \$15.95
Family Tree (AP0133) . . . \$19.95
Blue Team Bridge (AP0178) \$15.95
Rhythm Composer (AP0180) \$15.95


THE ULTIMATE GAME

Ultima I (TH0001) \$49.95
Ultima II (TH0002) \$49.95

CALL NOW—IT'S FREE!

800-443-0100 ext. 133

24 hours-a-day for credit card holders. (Continental USA and Hawaii)
WE WANT TO HEAR FROM YOU TODAY!




Enclose your check or moneyorder (no cash) with the items you are purchasing clearly listed on a sheet of paper. Please print the title as it appears complete with the (APO #) and price. ADD \$3.00 SHIPPING, California residents please include 6.5% sales tax. INCLUDE YOUR NAME, ADDRESS, ZIP CODE, PHONE NUMBER. Send your order to: THE CATALOG, 524 Second St., San Francisco, CA 94107.

Products from "THE CATALOG" are backed by the "Antic Customer Satisfaction Guarantee"

WE ALSO SELL ST SOFTWARE. For more information on all of "THE CATALOG" products write to the address above attention "Customer Service."

OR CALL TOLL FREE 800 443-0100 ext. 133 for a FREE 40 page color catalog.

Retailers—Inquire about our Dealer prices. Call (415) 957-0886.



FLOPPY FILER

Organize your fast-changing disk files. This useful BASIC program creates a paper printout of the file directory—exactly as it appears when you call the disk directory to screen. Slip the directory card into your disk envelope and find every program at a glance. Works on any 8-bit Atari computer with disk or cassette.

Handy disk directory printouts

by ROBERT BLANEY

As you use your Atari more to organize your life you'll find something else to organize—your disks. If you trade programs, download from bulletin boards and develop your own programs like I do, you probably spend too much time labeling diskettes—and relabeling diskettes. And if you have 10 or 20 programs or files on a disk, it takes time to write each filename by hand—let alone find enough space to scribble all the filenames for a double-sided disk on a single label.

No more scribbling with felt-tip pens. Floppy Filer is here. In seconds, this simple program prints a paper insert that you cut to size (along the dotted lines) and slip into the disk envelope. Your disk directories now become easily visible and are easily

No more scribbling with felt-tip pens. The program prints paper inserts that you slip into the disk envelope

updated. The filecard displays the name and size (in sectors) of each file, the total number of files on the disk, the number of free sectors and the date.


USING THE PROGRAM

This program requires a printer that can print at 6 and 8 lines per inch (lpi) to create the correct size insert. The listing is written for Epson, Star and Gemini printers. If you do not have an Epson or compatible, but your printer *can* print at 6 and 8 lpi, you will need to know your own printer's control codes for 6 and 8 lpi. The listing needs these codes at line 490 for 8 lpi and line 600 for 6 lpi. These *must* be changed before you use this program.

Type in Listing 1, DSKINSRT.BAS, check it with TYPO II, and SAVE a copy before you RUN it. After the title screen graphic of a floppy disk appears, simply follow the prompts. Insert the disk for which you want to create a filecard into the disk drive and press [RETURN]. Now type in the title you want to give the directory—it can be up to 38 characters long—and then [RETURN]. The Blaney Family has developed a habit of writing titles that provide useful information such as which DOS and density are on the disk and whether BASIC is needed.

Even if you don't want a date on the


```
ANTIC PRINTER UTILITIES - Mar. 1985 02/25/86
# FILES = 25 AVAIL. SECTS = 643
FILENAME SECS FILENAME SECS
DOS.SYS 039 DUP.SYS 042
MENU 017 HELP.BAS 004
AUTORUN.SYS 002 DOC.TXT 017
DECEPS.FNT 019 DECOGEM.FNT 019
CONVERT.LST 009 CUSTOM.BAS 054
COMPUTER.SET 010 STYLISH.SET 009
NECFIX.LST 007 KWIKDUMP.BAS 026
KWIKSAVE.BAS 008 LABELMAKR.BAS 037
ONELABEL.LST 002 KEYCOMM.D.BAS 005
KEYCOMM.C.BAS 007 KEYDATA.LST 006
KEYCOMM.ASM 020 THIEF.BAS 071
ZURK.BAS 069 FONTMAKR.BAS 109
PIC.DAT 062
```



disk, the program will ask you for one. For January 1, 1987 you'd type 01—01—87 and press [RETURN].

You can print two inserts on a single 8 1/2×11 inch sheet of paper. When you are finished, remove the directory paper from the printer and grab your scissors. Simply cut along the dotted lines and you'll have a perfectly-sized jacket insert.

Robert Blaney is an 18-year veteran of data processing management. He computes on an Atari 800 with his son at home in Long Valley, New Jersey.

Listing on page 85 



HOW PEOPLE WITH COMMON INTERESTS FIND AN INTERESTING COMMON GROUND.

Presenting CompuServe Forums. Where people from all over get together, without even leaving home.

Now thanks to CompuServe Forums, computer owners are sharing common interests by talking to each other through their computer keyboards. *Software users, computer enthusiasts, ham operators, french cooks, fire fighters, science fiction lovers and other special interest groups* are already in touch, online.

Because when you subscribe to CompuServe, you're able to reach people who want to talk about the things you do. As many people as you like. For as long as you like. Whenever you wish.

Join a conversation already in

progress or start one on your own. Ask questions. And get answers.

All it takes is a modem, most any personal computer and CompuServe.

Forum members across the country are as close as a local phone call.

You can go online with just a local call in most major metropolitan areas. And normal usage fees for weekday nights and weekends are just 10¢ a minute.

Of special interest to all Forum participants is software that's FREE for the taking.

Public domain software. For all sorts of activities, from games to business programs. And it's just as easy to copy a piece of software as it is to participate in a Forum.

Become a CompuServe subscriber and get a \$25 Usage Credit to start you off.

Becoming a subscriber is as easy as contacting your local computer dealer. Or you can call us and order direct. Suggested retail price is \$39.95.

And if you'd want more information about CompuServe, we'll be happy to send you a free brochure. Because with all that CompuServe offers—we think it's in your best interest.

CompuServe®

Information Services, P.O. Box 20212,
5000 Arlington Centre Blvd., Columbus, OH 43220

800-848-8199

In Ohio, call 614-457-0802

An H&R Block Company

FILE MASTER

This useful database for disk directories sorts files alphabetically, by disk number, file type, file name extender, or number of sectors in the file. The BASIC program works on all 8-bit Atari computers with at least 32K memory and a disk drive.

Many Atari owners face this common problem, trying to find a specific program among dozens of disks containing hundreds of programs. After countless hours of fumbling around shoeboxes full of disks, I decided to solve the problem once and for all. The result is File Master, a program which sorts files alphabetically or by disk number, file type, file name extender, or number of sectors in the file.

USING THE PROGRAM


Type in Listing 1, FILEMSTR.BAS, check it with TYPO II, and SAVE a copy before you RUN it. In line 2630, the 800 can be changed to another number, depending on the number of files you expect to index.

Never fall victim to disorganized disks again

File Master first shows a brief title page and then the main menu. The choices are similar to those in Broderbund's Print Shop. Select a function by using the up-arrow and down-arrow. (You don't need to hold down the [CONTROL] key.) Press [RETURN] to begin the function you selected. Most of the program is menu-driven and has self-explanatory onscreen prompts.

No more disk disorganization

by JASON WORLEY



On the main menu, the following options are available:

- Add Records
- Display Indexes On Screen
- Print Indexes In Memory
- Sort Indexes In Memory
- Save Indexes To Disk

- Load Indexes From Disk
- Delete Index Disk File
- Delete Index From Memory
- Clear Memory
- Exit Program
- Display Current Directory
- Change Drive Number

continued on next page

Records may be added at any time. *The Add Records* selection gives you a prompt for disk name and number and then asks if you want to print labels for the disk. You can also choose from a list of one-letter headings to identify each file as a utility, game, etc. You can change these headings to suit your own needs.

Choose the Print Indexes selection to print a current list of indexes in memory to either the screen or the printer. The Sort sub-menu works like the main menu; use the up-arrow and down-arrow keys to select an option, and start it by pressing [RETURN]. The Save and Load options will prompt you for a file extension of three characters or less.

Delete Index File erases a previously saved index and prompts you for a file extension. Delete Index From Memory erases one disk directory from the rest of the indexes. Actual deletion won't happen until the file is saved back to the disk.

Clear Memory should be used carefully. It permanently erases all indexes

Sorts files alphabetically, by disk, type, extender or sectors

which have not been saved to disk. The program asks you to verify this choice as an added precaution.

To see what files are on the disk currently in the drive, choose the Display Current Directory option. And finally, the Change Drive selection switches you to another disk drive.

PROGRAM TAKE-APART

File Master will work on any Atari with at least 32K RAM. If your Atari has more memory, the program is smart enough to use the extra RAM for sorting more records. However, File Master cannot access the extra 64K of RAM in the Atari 130XE model.

The unsorted data is kept in AREA\$

and is DIMensioned according to the amount of free memory in your Atari. This routine is in lines 2625-2630.

To speed things up, the sorting routines show up early in the program (lines 60-130). The screen also turns off to make the sort go faster and you are told approximately how long the sort will take. For the sake of simplicity, I purposely left out any machine language sorting routines. I think readers can benefit by seeing how a sort is accomplished in BASIC.

For the most part, I have left the program open so you are free to learn from it and experiment with changes. Have fun tinkering with File Master, and never fall victim to disorganized disks again.

Jason Worley is 15 and attends Washington High School in Tulsa, Oklahoma. He has written many programs in BASIC and ACTION! with his Atari 800 during the past four years.

Listing on page 82



13" COLOR MONITOR W/CABLE \$149

STAR DELTA IO PRINTER

160 CPS, 8K Buffer, Dual Interface (serial & parallel), Friction/Tractor, Bi-directional Logic Seeking, Hi Res. Graphics & Epson Compatible.

\$299.00

GAME CARTRIDGES - your choice \$5.00
GORF, Wizard of Wor, Donkey Kong, Pole Position, Journey to the Planets, Rack 'Em Up & Diamond Mine

ATARI 410 CASSETTE DECK
\$19.00

MORE SOFTWARE—\$5.00 each

Touch Typing (cassette), Spanish Course (cassette), Wombats (disk), Stock Analyst & Bond Analyst

COMPLETE SYSTEM:

ATARI 130XE Computer, 1050 Disk Drive, 1027 Printer, AtariWriter, & 2 Games

\$399.00


California residents add sales tax
Minimum shipping charge \$5.00

SAN JOSE COMPUTER
1844 Almaden Rd. Unit E
San Jose, CA 95125
(408) 723-2025

Everything for the ATARI Systems to Parts

ATARI SPECIALISTS

ATARI 65XE



2 Free Programs!

\$8999

CALL FOR PACKAGE!

520ST SYSTEM PACKAGE

MONOCHROME SYSTEM

\$64900


COLOR SYSTEM

\$76900



COMPLETE SYSTEM PACKAGE INCLUDES:
520ST computer with modulator, disk drive, mouse, logo, Basic, 1st Word, and monochrome or color monitor.

ATARI 130XE



2 Free Programs!

\$13900

CALL FOR PACKAGE!

ATARI 1050

DISK DRIVE
DOS 3.0



\$12900


INDUS

ATARI GT DISK DRIVE

\$19900

COMREX DOT MATRIX PRINTER

- 50 cps
- Automatic Pin Feed
- Cable included



Direct connect,
no interface
needed

\$8999

AXLON Close-Out

C.M.O. Exclusive

32K RAM Boards... **\$2999**

48K RAM Boards... **\$3999**

128K RAM Disk... **\$11999**

We bought the entire inventory from Axlon!

TAXAN 220

14" Color Composite Monitor

\$17900

ATARI 1020

Color Printer

\$2999

ATARI 1027

Letter Quality
Printer

\$11900

MODEMS

ATARI XM301..... **\$39.99**

ATARI 835..... **\$29.99**

Digital Devices

U-Call Pocket Modem..... **\$99.99**

Anchor Volksmodem..... **\$59.99**

Supra 1000E..... **\$49.99**

Supra 1200AT..... **\$159.00**

Supra 1200ST..... **\$159.00**

INTERFACES Digital Devices

Ape Face..... **\$3999**

U-Print A..... **\$5999**

U-Print 16K..... **\$6999**

ICD PR Connection..... **\$5999**

Supra Micro Print..... **\$3999**

Supra 1150..... **\$4999**

Supra 1151 (1200XL)..... **\$4999**

ATARI 850 INTERFACE



\$11900

Order No. AA850

DISKETTES

Nashua 5 1/4" SS/SD (10)..... **\$899**

Maxell 3 1/2" SS/SD (10)..... **\$1899**

Maxell 5 1/4" SS/SD (10)..... **\$1199**

Elephant 5 1/4" SS/SD (10)..... **\$1199**

Generic w/Flip'n'File (10)..... **\$1199**

Amaray Disk Tubs..... **\$999**

New Factory-Sealed Summer Special ATARI ROMS

- Ms. PacMan
- Tennis
- Donkey Kong Jr.
- Star Raider
- Asteroids
- PacMan
- Galaxian
- Pole Position
- Donkey Kong
- E.T. Phone Home
- Dig Dug
- Missile Command
- Defender
- Centipede
- Qix

**YOUR
CHOICE
\$599
ea.**

ROKLAN SOFTWARE

YOUR CHOICE \$399 each

- Deluxe Invaders
- Anti Sub Patrol Gorf
- Wizard of Wor
- Space Journey
- Journey to Planet
- Rack-Em-Up
- Diamond Mind

Atari ROM Specials

- AA4005 Video Easel
- AA4008 Space Invaders
- AA4011 Star Raiders
- AA4012 Missile Command
- AA4013 Asteroids
- AA4024 Galaxian
- AA4025 Defender
- AA8030 E.T. Phone Home
- AA8039 Eastern Front

**YOUR
CHOICE**

\$299 ea.

**ROMS
ONLY**

COMPUTER MAIL ORDER

CALL TOLL-FREE 1-800-233-8950

TELEX:
5106017898

477 East Third Street, Dept. B609, Williamsport, PA 17701



POLICY: Add 3% (Minimum \$7.00) shipping and handling. Larger shipments may require additional charges. Personal and company checks require 3 weeks to clear. For faster delivery use your credit card or send cashier's check or bank money order. Pennsylvania residents add 6% sales tax. All prices are subject to change and all items are subject to availability. Defective software will be replaced with the same item only. Hardware will be repaired or replaced at our discretion within the terms and limits of the manufacturer's warranty. We cannot guarantee compatibility. All sales are final and returned shipments are subject to a restocking fee.



1-800-268-3974
Ontario/Quebec

1-800-268-4559
Other Provinces

CANADIAN ORDERS

All prices shown are for U.S.A. orders.
Call the Canadian Office for Can. prices.

1-416-828-0866
In Toronto

Telex: 06-218960
2505 Dunwin Drive,
Mississauga, Ontario
Canada L5L1T1

UNION ORGANIZATION ORDER OF BATTLE

xxxx 66,824 men

Mc CLELLAN

15,834 PORTER
xxx 9536 FRANKLIN
xxx 10,417 BURNSIDE
xxx 11,505 MANLY

45 guns

xxx 9016 HOOKER

xxx 3240 DOUBLEDAY

xxx 3061

UNION ORDER OF BATTLE

REG'T	NAME	MEIN	WEAPON	EFF	DIR	DIR	CORPS
1	Seymour-A (11)	400	M	80	Meade (16)	Hooker (33)	
1	Seymour-B	701	R/S	87			
1	Magilton-A (7)	503	M	70			
1	Magilton-B	451	RFL	84			
1	Anderson-A (7)	210	M	81			
1	Anderson-B	450	RFL	76			
1	Duryea-A (12)	501	RFL	80	Ricketts (13)		
1	Duryea-B	503	RFL	81			
1	Hartstuf-A (11)	753	RFL	90			
1	Hartstuf-B	651	RFL	98			
1	Christian-A (7)	251	RFL	79			
1	Christian-B	402	RFL	81			
1	Gibbon-A (16)	451	RFL	98	Doubleday (11)		
1	Gibbon-B	552	RFL	99			
1	Gibbon-C	455	RFL	91			

CONFEDERATE ORDER OF BATTLE

REG'T	NAME	MEIN	WEAPON	EFF	DIR	DIR	CORPS
1	Law-A (13)	353	RFL	99	Hood (23)	Longstreet (45)	
1	Watford-A (13)	301	RFL	97			
1	Watford-B	603	RFL	98			
1	Watford-C	160	MSK	80	R. Anderson (21)		
1	Armistead-A (15)	261	RFL	83			
1	Armistead-B	350	RFL	81			
1	Pryor-A (13)	349	RFL	84			
1	Pryor-B	351	RFL	82			
1	Wright-A (13)	302	RFL	85			
1	Wright-B	455	RFL	92			
1	Possey-A (15)	405	R/M	83			
1	Possey-B	353	RFL	99			
1	Cumming-A (10)	354	RFL	98			
1	Cumming-B	305	RFL	88			

CONFEDERATE ORGANIZATION

xxxx 34,780 men

R.E. LEE

15,586 REEB

xxx 14,575 JACOBSON

xxx 4306 STUART

xxx 15,586 LONGSTREET



xxx 3762 J.G. WALKER

xxx 3445 JONES

OPERATION COSTS TABLE



s in parentheses refer to diagonal moves — directions 2, 4, 6, and 8. Ignore the rs printed in blue for the BASIC game. P = Prohibited.)

TERRAIN	INF./DIR. CAV.	CAV.	LIMB. ART.	UNLIMB. ART.	P
TERRAIN	2(3)	1(2)	2(3)		P
Clear	6(9)	3(5)	3(5)		P
Town	5(7)	2(3)	2(3)		P
Woods	3(5)	2(3)	2(3)		P
Contfield	P	P	P		P
River	P				
Stream	P				
Ford					
Bridge (1)					



WEAPON/RANGE CASUALTY TABLE

WEAPON TYPE	RANGE IN SQUARES	DAMAGE				
		1	2	3	4-6	7-10
Rifle	RFL	4	2	0	0	0
Musket	MSK	3	0	0	0	0
Rifle	R/M	3	1	0	0	0
Rifle	R/S	6	2	0	0	0
Rifle	R/G	4	1	0	0	0
Rifle	RHR	8	2	0	0	0
Rifle	R	4	1	0	0	0



"HIGHLY RECOMMENDED"
"MORE THAN FIRST RATE"
"EXCELLENT GAME"
"REVOLUTIONARY"
"A TRUE CLASSIC"
"A MUST"

These were some of the words magazine critics used to praise Battle of Antietam.™

Now, they're going to need even stronger superlatives to describe our new game —

GETTYSBURG: The Turning Point.™

After the long months of hard work it took to create *Battle of Antietam*, we knew we had a very special winner on our hands. We're happy to see that the gaming public feels the same way:

"Battle of Antietam...marks a long awaited return by (SSI) to the Civil War. Let's just say it was worth the wait...Inside (the package) you'll find ...one of the most complete manuals to be found in computer gaming. And we do mean complete!...SSI and the authors have created more than a first rate grand tactical simulation....They have captured some of the look and 'feel' of Civil War combat, and it shows."

— **Computer Gaming World, April 1986**

"Battle of Antietam is a must for anyone with even a mild interest in the Civil War. The simulation is easier to understand than many others of its kind...it's more than just another game."

— **COMPUTE!'s Gazette, June 1986**

"Like all SSI games, Battle of Antietam has been meticulously researched and is a tactical game on a grand scale... SSI has produced dozens of computer war games, gathering praise from many sources. Battle of Antietam, however, may transcend previous efforts and become a true classic."

— **COMPUTE! June 1986**

"Battle of Antietam is highly recommended...highly absorbing and a superb presentation of one of the most historic battles of the Civil War."

— **Computing Today! May 1986**

Needless to say, we're pleased by this flood of compliments. But at SSI, we're our own harshest critics, which is one reason SSI continues to be the acknowledged leader in computer wargaming. We immediately set out to create another Civil War game that further raises the standard for strategy simulations. The proud result is *GETTYSBURG: The Turning Point*.

Advertisers have been accused of stretching their imagination to come up with incredible superlatives. Get ready to stretch yours after you've picked up a copy of these two games from your local computer/software or game store.

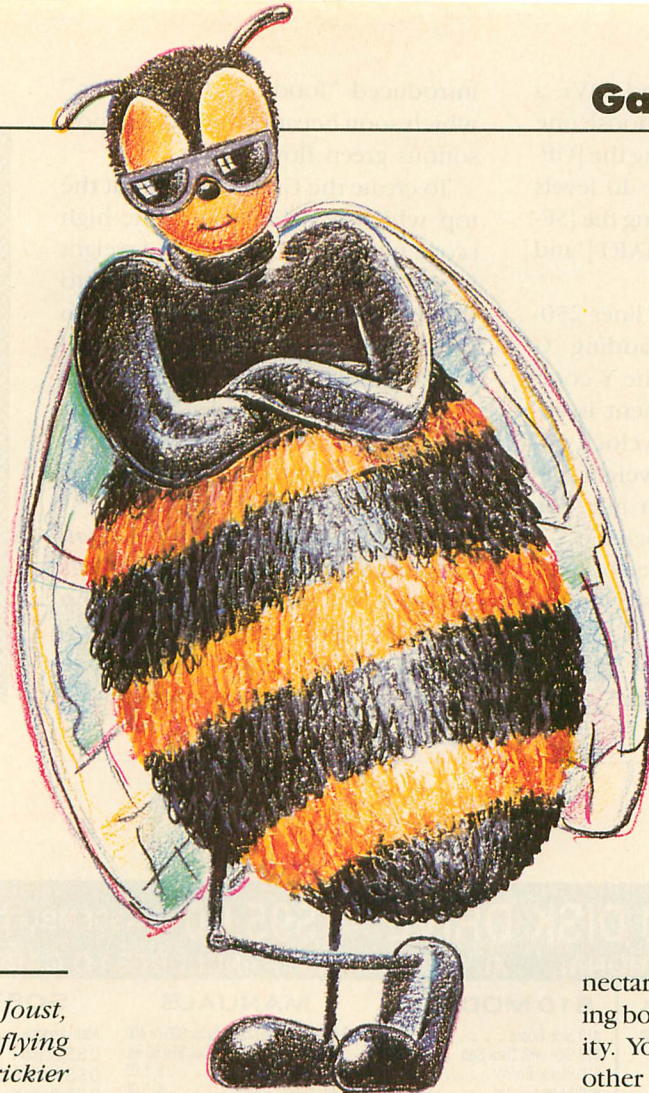
If there are no convenient stores near you, VISA & M/C card holders can order *Battle of Antietam* (\$49.95) and *Gettysburg: The Turning Point* (\$59.95) directly by calling toll-free **800-443-0100, x335**. To order by mail, send your check to: **STRATEGIC SIMULATIONS, INC.**, 1046 N. Rengstorff Ave., Mountain View, CA 94043. (California residents, add 7% sales tax.) Please specify computer format and add \$2.00 for shipping and handling.

All our games carry a "14-day satisfaction or your money back" guarantee.

WRITE FOR A FREE COLOR CATALOG OF ALL OUR GAMES TODAY.

On disk for the Apple®II series with at least 48K RAM; Commodore®64 or 128; Atari®400/800/XL/XE with at least 48K RAM; or IBM®PC/PCjr.





Ward Schumaker

Part *Lunar Lander* and part *Joust*, *Bumblebee* is an intriguing flying game that you'll find a lot trickier than it seems. This BASIC program works on all 8-bit Atari computers of any memory size, with disk or cassette.

Buzz, buzz, buzz! You are a Bumblebee—a flower-eating mutant bumblebee—and your straightforward goal is to remain airborne forever.

However, your food intake has drastic effects on your ability to keep flying. Lose too much weight and you'll go to bee heaven. Gain too much weight and you'll probably end up in the other place. You must maintain a delicate balance and a reasonably good sense of direction while avoiding poisoned flora in order to keep alive and buzzing.

You'll need a joystick to keep the bee away from the top and bottom of the screen, from which it will bounce like a jai alai ball. You get only three bounces before the bee dies and the game is over. And don't think you can

BUMBL BEE

by EDDIE CARSTENS

take refuge in the sides of the screen either—they're flypaper.

It's easy to tell a good flower from a bad one. The red ones are nutritious—you'll be awarded 10 points per meal (and an extra bounce off a side for every 50 points), but you'll gain an extra gram of body weight. The green ones are toxic, and contact with them makes a bee giddy. Toxic

nectar changes your direction, reversing both horizontal and vertical velocity. You could easily be thrown into other green flowers if you aren't careful. Hit a green flower on your last bounce and you're one dead Bumblebee.

Your Bumblebee can only buzz hard enough to support 10 grams. In fact, three to six grams is the optimum weight for flight control. Above six, you'll be fat and difficult to maneuver. And below three, you could starve. You don't want to float away like a helium balloon, but you certainly don't want to hit the surface at any great speed either.

Lunar Lander fans will be on familiar ground with Bumblebee. The kind of control between eating and weight maintenance is the same as that between rocket thrust and the moon's gravity. The joystick button produces a flapping noise, and the function is similar to the rocket thrust in that it makes the bee hover and prevents it from falling.

ABOUT THE PROGRAM

Type in Listing 1, BUMBLBEE.BAS, continued on next page

check it with TYPO II and SAVE a copy before you RUN it. Choose one of the five speeds by pressing the [OPTION] key and one of the 10 levels of bee metabolism by pressing the [SELECT] key. Now press [START] and you're off.


The gravity algorithm in lines 250-340 works by simply adding G (grams) to the velocity of the Y coordinate. Horizontal movement is adjusted by adding G to the velocity of the X coordinate. The weight decreases at the metabolism rate you choose before the game starts.

I came up with Bumblebee by accident one day while I was trying to simulate Joust by using a dot in Graphics 7 to represent the rider. It looked more like a bee to me. I then

introduced "food" and "obstacles," which soon became the red and poisonous green flowers.

To create the Graphics 0 line at the top which contains the score, high score, number of bounces and weight in grams, I POKEd a 66 (64+2) into the fourth byte of the display list. To print characters on this line I first had to POKE 87,0, then PRINT, then POKE 87,7. Once I had added speed selection, sound, drawing and scrolling "Game Over," the program was finished.

Eddie Carstens is a high school senior from Rolla, Missouri. Bumblebee's acceptance by Antic caused such a local stir that a story about it appeared in his hometown newspaper.

Listing on page 86 

XL/XE BOSS II

for 130xe, 800x1, 1200x1

the XL BOSS has been completely rewritten--more compatibility plus new features:

- * runs more software
- * monitor now built-in
- * coldstart with custom O.S.
- * disassembler added
- * coldstart and Keep user O.S.
- * create and save your own O.S.
- * same great console commands
- * coldstart from console keys
- * BASIC off default-on with OPT.
- * dual Operating System board
- * use stock or custom O.S.

new price

\$59.95 US

cal res. add 6.5%

foreign add 3.00

cod add 3.00

no charge cards

Allen
Macroware

po box2205
redondo bch CA
90278
213 3764105

CUSTOM 810 DISK DRIVE — \$95.00 ASSEMBLED ON ACRYLIC BASE — NO CASE

FULLY FUNCTIONAL XL COMPATIBLE — INCLUDES I/O CABLE & POWER SUPPLY

800/400 MODULES

NEW PARTS COMPLETE WITH IC'S

\$9⁵⁰
EA.

- 800 Main Board
- 800/400 CPU with GTIA
- 800 10K "B" O.S. Module
- 16K RAM CX853
- 400 Main Board
- 800 Power Supply Board
- 800XL Modulator

All Modules
Complete
with
IC's

INTEGRATED CIRCUITS

\$4⁵⁰
EA.

- CPU CO14337
- CPU CO10745
- PIA CO10750
- ROM CO12399B
- ROM CO12499B
- ROM CO14599B
- ROM CO14805
- CPU CO14806
- Delay CO60472

DISK DRIVE

CUSTOM 810 DRIVE

Fully operational 810 mounted on acrylic base. No case. Includes I/O cable and power supply.

\$95⁰⁰

AMERICAN TV

Mail Order and Repair 15338 Inverness St., San Leandro, CA 94579
Business Address 1988 Washington Ave., San Leandro, CA 94577
NO MINIMUM ORDER! We accept money orders, personal checks or C.O.D.s.
VISA, Master/Card okay. Credit cards restricted to purchases over \$20.00. No
personal checks on C.O.D. — Shipping: \$4.00 shipping and handling on orders under
\$150.00. Add \$2.00 for C.O.D. orders. California residents include 6 1/2% sales tax.
Prices subject to change without notice.
Much more! Send SASE for free price list.

*Atari is a registered trademark of Atari Corp.

810 MODULES

- 810 Side Board \$29.50
- 810 Side with Data Sep 39.50
- 810 Power Board \$15.00
- 810 Analog Board \$10.00
- Data Separator \$12.50

MISC. HARDWARE

- 600XL 64K Upgrade \$29.95
- CO21697 \$10.00
- Fastchip for 800/400 \$15.50
- 1050 FDC 2793 \$19.50
- 850 Interface with Case \$120.00

BOARD SETS

- New Parts complete with IC's
- 800 4 PIECE BOARD SET**
Includes 800 Main, CPU, 10K ROM,
and Power Board \$28.50

810 BOARD SET

- Sideboard with Separator, Rear Power
and Analog Boards \$57.50

POWER PACKS

- Replacement Transformer for:
800/400, 810, 1050, 1200XL,
1020 \$14.50
- 800XL / 600XL,
130XL Power Supply \$25.00

MANUALS

- SAM'S Service Manuals for 800 or 400
or 800XL \$19.50 ea.
- Inside Atari Basic \$ 5.00
- Pilot Primer \$ 5.00
- ST-Machine Language \$17.50
- ST-GEM Programming \$17.50
- ST-Tricks & Tips \$17.50
- ST-Internal \$17.50

850 BARE BOARD

- Includes Parts List,
Instructions \$10.00

CONNECTORS

- I/O 13PIN PC Mount \$ 4.50
- I/O Cable Plug Kit \$ 4.50
- 30 Pin Cart. Socket \$ 4.50

EDITOR/ASSEMBLER

- Editor/Assembler Cartridge
Write your own High Speed 6502
Machine Language Programs.
Written by Atari. Works with all Atari
Computers except St.
Manual Included \$15.00

BASIC CARTRIDGE

- Basic Rev. "A" Cartridge works with
all Atari Computers except ST.
Includes manual.
800XL Owners Note! Use this cartridge
while programming to eliminate
the severe errors in the Built-in
"B" Basic \$10.00

SOFTWARE

- Atari Joystick \$ 7.00
- O.S.S. Action \$58.00
- O.S.S. Mac/65 \$58.00
- O.S.S. Basic XE \$58.00
- O.S.S. Basic XL \$42.00
- ST-M-Disk \$35.00
- ST-Easy-Draw \$109.00
- ST-O.S. Pascal \$68.00
- ST-Basic Compiler \$79.00
- ST-Solitaire \$37.50
- ST-BBS \$45.00
- Donkey Kong Cart. \$5.00
- Pac-Man Cartridge \$5.00
- Eastern Front Cart. \$5.00
- Crossfire Cart. \$5.00
- Chicken Cartridge \$5.00
- Picnic Paranoia Cart. \$5.00
- Mr. Cool Cart. \$5.00
- Clown & Balloon Disk \$5.00
- Stratos Disk \$5.00
- Serpentine Disk \$5.00
- Stellar Shuttle Disk \$5.00
- Magneto Bugs Disk \$5.00
- The Factory Disk \$5.00
- The Pond Disk \$5.00
- Spanish Lessons \$7.50
- Basic Cartridge \$10.00
- Editor Assembler Cart. \$15.00
- Q'Bert Cartridge \$10.00
- Popeye Cartridge \$10.00
- Kindercomp Cart. \$10.00

SERVICE RATES

Flat Service Rates below include Parts & Labor, 60-Day Warranty

- 800 \$39.50
 - 850 \$39.50
 - 600XL \$49.50
 - 1200XL \$49.50
 - 810 \$69.50
 - 800XL \$49.50
 - 1050 \$85.00
 - 800 Keyboard Repair \$25.00
- Above units repaired or exchanged with rebuildable exchange. Include \$7.00 return shipping and insurance.

10K Rev. "B" O.S. Upgrade

for older 800/400's
End printer/disk drive timeouts and OTHER ERRORS. Many new programs require Rev. B. Type the following peek in Basic to see if you have Rev. B. **PRINT PEEK(58383)**. If the result equals 56 you have the old O.S. **Three Chip ROM set with instructions . . . \$7.50. Complete 10K Rev. B module \$9.50**

GTIA Upgrade For 800/400

Add additional graphics modes and make your older computer compatible with the latest software. **Instructions included \$4.50**

810 Drive Upgrade

Greatly improve the performance of your older 810. Stabilize the speed with the addition of an analog and redesigned rear board. **Instructions included \$ 27.50**

CALL TOLL FREE
1-800-551-9995

IN CA CALL
415-352-3787

NEW!

MindWare

ATARI
\$24.95

EDUCATIONAL SOFTWARE

A unique set of educational programs that features a full range of topics with both audio and visual reinforcement.

Educational Software can be Fun

MindWare was written to keep the interest of both children and adults. With a real voice (not computerized) that talks and instructs the student and simple graphics, MindWare promises to keep the attention span of the student!

Look . . . Listen . . . Learn


MindWare features the unique look . . . listen . . . learn feature. The voice and screen work together to reinforce each other to offer one of the strongest learning devices. And, periodic quizzes allow the student to progress only after each question has been answered correctly.

Offers Advanced Subjects

MindWare contains elementary to advanced subjects, from elementary reading and math skills to classics, advanced algebra and atomic and nuclear physics.

Easy to Use

Each MindWare package contains a series of four programs on two cassettes. Each cassette will automatically load and run, so you don't have to be a computer genius to run them. Use the order form below to order your MindWare educational packages today, only \$24.95 per package of four programs!



ORDER FORM/LIST OF AVAILABLE PACKAGES

MATH DEVELOPMENT

Skill builders from Fractions to Advanced Algebra and Business Math.

- Fractions 1 MW023
- Fractions 2 MW002
- Fractions 3 MW007
- Fractions 4 MW001
- Fractions 5 MW038
- Special Skills 1 MW042
- Special Skills 2 MW022
- Circles & Graphs MW016
- Introduction to Algebra MW010
- Algebra MW009
- Geometry MW036
- Advanced Algebra 1 MW048
- Advanced Algebra 2 MW007
- Business Math 1 MW034
- Business Math 2 MW032

BUSINESS DEVELOPMENT

Skill builders for those interested in pursuing a career in business.

- Careers in Business MW029
- Office Skills MW011
- Accounting MW005
- Business Math Skills 1 MW045
- Business Math Skills 2 MW044
- Business Communications MW012
- Business Writing 1 MW013
- Business Writing 2 MW033

ENGLISH DEVELOPMENT

Covers Spelling to Diction and Phonics.

- Spelling MW030
- Diction MW047
- Phonics 1 MW028
- Phonics 2 MW039
- Phonics 3 MW024
- Phonics 4 MW025

SCIENCE DEVELOPMENT

Covering the basics of Electronics, building vocabulary and understanding necessary for the complexities of Physics.

- Electronics 1 MW050
- Electronics 2 MW008
- Physics 1 MW006
- Physics 2 MW035

PERSONAL SKILLS DEVELOPMENT

Help develop additional skills and self-improvement.

- Health & Safety MW031
- U.S. History MW014
- Auto Mechanics MW015
- Philosophy MW004
- Self-Improvement MW003

READING DEVELOPMENT

Vocabulary and comprehension builder from Elementary to Classics.

- Reading Development 1 MW041
- Reading Development 2 MW043
- Reading Development 3 MW021
- Reading Development 4 MW017
- Reading Development 5 MW018
- Reading Development 6 MW020
- Reading Development 7 MW019
- Reading Development 8 MW049
- Classics 1 MW040
- Classics 2 MW026

Each listing (example: Fractions 1 MW023) contains four related programs.



21040 Nordhoff Street, Chatsworth, CA 91311

Order 5 or more and Save over 10%

Please send the MindWare educational packages indicated above. I have enclosed a check or money order payable to Datamost, Inc. for the grand total amount.

(Sorry, no CODs or credit cards)

Please allow 2-4 weeks for delivery.

Name _____

Address _____

City _____

State _____ Zip _____

Number of Packages ordered at \$24.95 each _____

10% discount (5 or more) _____

SUBTOTAL _____

Calif. Residents add 6½% Sales Tax _____

Shipping/Handling \$2 per package (1-4 packages) _____

\$1 per additional package _____

Add \$3 to foreign orders _____

GRAND TOTAL _____

Enclose Check or Money Order (Payable to Datamost, Inc.) for grand total.

MindWare is distributed by Datamost, Inc.
Atari is a trademark of Atari, Inc.

GENIE

401 North Washington Street
Rockville, MD 20850
(800) 638-9636

\$5 per hour—Evening/Weekend/
Holiday (300/1200 BAUD)
\$10 per hour for 2400 BAUD

Reviewed by William Colburn

GENie, the General Electric Information Service, is the newest commercial online service and also the cheapest at \$5 an hour, even for 1200 baud modems.

The overall feeling of GENie is very friendly with frequent prompts and helpful instructions. From the moment new users log on they're guided through the steps of setting up terminal defaults and presented with the main menu.


GENie provides the usual online services like electronic mail, news and commentary, articles, electronic magazines, a CB simulator and national real-time conferences. There is also a Shop and Swap, where you can buy from or sell to other GENie users on a national BBS, and the Game Room, where you can play Stellar Warrior, a multi-player game by Kes-mai that sounds similar to CompuServe's MegaWars, and many other single or multi-player games.

Instead of SIGS, (special interest groups) GENIE has RoundTables where owners of various brands of computers or special hobbies can gather. At the Atari RoundTable you can select from the bulletin board, a place to post messages to all RoundTable members; a real-time conference with several "conference rooms" including the general room where there is a scheduled group conference every Wednesday night at 10 pm, Eastern time; and a public domain software library.

The Atari software library is of fair size, presently containing about 200 public domain programs. It is growing fast, however, because GENie provides free upload time. This policy

was scheduled to expire on May 31, but has been so successful that GENie may extend it. The Atari RoundTable software library has 11 categories, including one specifically for the ST. Downloading and uploading is where GENie really shines with the fastest XMODEM protocol transfers I have ever seen.

Bob Retelle, the system operator (sysop) of the Atari RoundTable, got his first sysop experience on local bulletin boards in Michigan, where he lives, and then became a co-sysop on the Delphi Atari SIG. Bob had become



John Healey

acting chief sysop on the Delphi SIG by late last year, when he was approached about GENie's Atari RoundTable. You'll find Bob very helpful and he adds to the Atari RoundTable's warm atmosphere.

I have only a few nits to pick about GENie. In conference mode, there is no command comparable to CompuServe's [CONTROL] [V] which redisplay the line you have been typing if you get run over by somebody

else's message. It is a good idea to use a software package with an edit window while in conference mode on this service. I was able to participate without either of these tools, but they would have been helpful. GENie also defaults to half duplex, which I don't care for. You can get full duplex, however, if you type a [CONTROL] [R] after the U#= prompt before you enter your user number.

Overall, I liked GENie a lot and expect to spend a lot of time using this service.

SILENT BUTLER

Atari Corp.
1196 Borregas Avenue
Sunnyvale, CA 94086
(408) 745-2000
Requires 1050 disk drive
\$24.95, 48K disk

Reviewed by Stephen Roquemore

Silent Butler is a two-disk personal finance package that can track three checkbooks, three savings accounts, and includes a reminder file that holds birthdays, anniversaries and other dates. If you order the optional plastic checkholder, Silent Butler will even print on your own checks.

Silent Butler is easy to understand and use. It does what it claims to do. The program guides you to organizing your bills into fixed or variable expenses and automatically collects them into a current bills file for processing.

If you put the program disk into a 130XE, it automatically loads more of the program into memory in order to work faster than it does on the 800XL.

As the program loads, it displays a picture of a distinguished pipe-smoking gentleman—your "Silent Butler." The program is organized into two sections (mysteriously called "Bookmarks"), one with everyday procedures and the other with less-of-ten used activities.

The program leads you through each function in order, asking if there is anything you want to do here. When you become more experienced with the software, there is also a Jump feature that lets you skip around between functions. The program also saves automatically fairly often, so inexperienced users do not run the risk of losing much of their data.

At the end of each Bookmark, you are given a chance to review what you have done and make corrections. At the end of Bookmark 2, the Butler asks to "retire for the evening." You dismiss him by removing your disk and switching off. The cutesy formal language soon wears thin, and slows down the actual work.

The records disk is supposed to hold a year of data and can be backed up, but the program disk is copy-protected. As noted in the heading, you need an Atari 1050 disk drive, because Silent Butler is in an enhanced density format which runs only on the 1050. The program allows use of only one drive, even if you have more. Some of its functions require interchangeable disk-swapping because of this.

Silent Butler is simple to use and is functionally adequate for home needs. But I could recommend it for more users if Atari produced a single-density version that would work on other drives besides the 1050.

SUPER 3D PLOTTER II

Elfin Magic Company
23 Brook Place
East Islip, NY 11730
(516) 581-7657
\$39.95, 48K disk

Reviewed by Len Dorfman

Super 3-D Plotter II is a 3-D design, display and animation program for 8-bit Ataris. Use your joystick to draw straight-line images from point to point. Super 3-D Plotter remembers

the points of your line drawing, adjusts, redraws and page-flips the completed new image. The result is an animation display that's smooth and impressive to see.

In the Display mode, you can rotate the wire image drawing on a variety of axes and control the user distance from the shape. The user has control of a hidden line algorithm in the shape display.

Super 3-D Plotter lets you save your image to a file that contains all the points, or save the entire screen in a standard 62-sector Graphics 8 or Micro-Painter 7+ file format. The screen dump Load and Save functions are available from the Display mode, although the program does not allow naming the screen file. The default screen name is "Picture." Take care not to overwrite this file if you want to save views from more than one perspective.

There are two screen dump printing functions: one slow and high-density, and the other quick and low-density. The dump defaults to the Epson graphic standard, but the manual provides information on reprogramming the dump for other printers. Unfortunately, you'll be responsible for knowing your printer's graphic-enabled byte stream and pin head fire format. This can be a tad tricky.

The Graphics Editor creates your 3-D images. It seems complex at first, but the manual explains it thoroughly and a little patience will get you started. The traditional "plot a point and connect a line" method is used. After a short time, I had simple drawings rotating on the screen.

All things considered, I like Super 3-D Plotter. The program was designed with "open architecture" so that you can port data from other programs, or save the screens to use with other graphics and printing software. Super 3-D Plotter II is useful to people like me who find fascination in seeing wire-framed images rotate, or who want printouts of a line drawing from different perspectives.

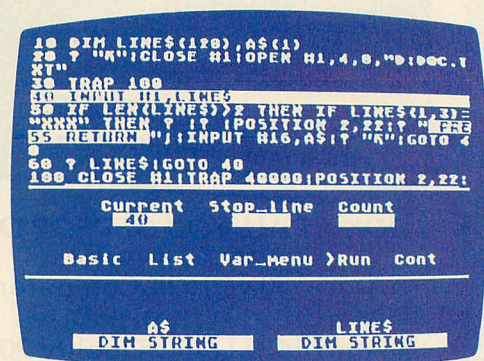
BASIC VIEW

Softview Concepts
P.O. Box 1325
Lisle, IL 60532
(312) 968-0605
48K disk, requires joystick
\$20

Reviewed by Charles Jackson

BASIC View is an imaginative programming utility that will greatly aid you during debugging sessions. Written in machine language, Basic View adds several debugging commands to Atari BASIC, including a BASIC tracer.

As each line of your code is executed, the BASIC tracer highlights it in a screen window. So if there's a bug in your program, BASIC View quickly helps you locate the offending line.



You can adjust the speed of the tracer to skim over trouble-free code while zeroing in on potential trouble zones.

BASIC View can be used effectively with nearly any program you develop. It resides just below Atari BASIC (28672-40959) and just above screen memory. Therefore it should not interfere with your own machine language routines which reside elsewhere.

BASIC View divides your screen into three horizontal windows. At the top is a scrolling window displaying 11 lines of your program. As each line is executed, it is highlighted in inverse video. A glance at this window lets you know what your Atari is up to

continued on page 48






152K *Lowest Price In The USA!* 152K

Computer System Sale

• Students • Word Processing • Home • Business

152K System **\$379***
(130XE System)



EDUCATE WITH ATARI

2

3

1

Limited Time
FREE Software w/ System Purchase*
Home Filing Mgr., Star Raiders,
Music Composer, Defender

LOOK AT ALL YOU GET FOR ONLY **\$379**
LIMITED QUANTITIES

\$379
SYSTEM PRICE

- ① Atari 130XE 152K Computer
- ② Atari 1050 127K Disk Drive
- ③ Atari 1027 Letter Quality 20 CPS Printer
- Super Atari Word Processor
- Atari BASIC Tutorial Manual

All connecting cables & T.V. interface included.
☆ Monitors sold separately.

	LIST PRICE	INDIVIDUAL SALE PRICE
① Atari 130XE 152K Computer	\$249.00	\$134⁹⁵
② Atari 1050 127K Disk Drive	299.00	159⁹⁵
③ Atari 1027 Letter Quality 20 CPS Printer	299.00	159⁹⁵
Super Atari Word Processor	59.95	49⁹⁵
Atari BASIC Tutorial Manual	16.95	7⁹⁵
TOTALS	\$923.90	\$512.75

SAVE OVER \$100
ALL 5 ONLY
\$379⁰⁰
SYSTEM SALE PRICE

CALL FOR 1027 PRINTER REPLACEMENT OPTIONS

* Free software subject to substitution for other titles

Other Accessories

	List	Sale	
☆ 12" Hi Resolution Green Screen Monitor	\$199.00	\$79.95	Add \$9.95 for Connection Cables
☆ 13" Hi Resolution Color Monitor	\$399.00	\$139.95	Add \$10 for UPS

15 DAY FREE TRIAL. We give you 15 days to try out this ATARI COMPUTER SYSTEM!! If it doesn't meet your expectations, just send it back to us prepaid and we will refund your purchase price!! **90 DAY IMMEDIATE REPLACEMENT WARRANTY.** If any of the ATARI COMPUTER SYSTEM equipment or programs fail due to faulty workmanship or material within 90 days of purchase we will replace it IMMEDIATELY with no service charge!!

Best Prices • Over 1000 Programs and 500 Accessories Available • Best Service
• One Day Express Mail • Programming Knowledge • Technical Support

Add \$25.00 for shipping and handling!! Enclose Cashiers Check, Money Order or Personal Check. Allow 14 days for delivery. 2 to 7 days for phone orders. 1 day express mail! We accept Visa and MasterCard. Add \$25 if Air Mail. C.O.D. on phone orders only. Add \$50 for CANADA, PUERTO RICO, HAWAII, ALASKA, APO-FPO orders.

COMPUTER DIRECT
We Love Our Customers
22292 N. Pepper Rd., Barrington, Ill. 60010
312/382-5050 to order

CALL
312-382-5050

ATARI

Software Sale

CALL
312-382-5050

(T) Tape, (C) Cartridge, (D) Disk.

GAMES

Electronic Arts

A0790 CHESSMASTER 2000	\$29.95
A0791 AGE OF ADVENTURE	\$22.95
A0792 GOLDEN OLDIES	\$19.95
A0793 SUPER BOULDERDASH	\$17.95
A0794 RACING DESTRUCTION SET	\$23.95
A0684 DR. J & LARRY BIRD GO 1 ON 1 (D)	\$23.95
A0685 MOVIE MAKER (D)	\$23.95
A0686 SEVEN CITIES OF GOLD (D)	\$23.95
A0687 PINBALL CONSTRUCTION SET (D)	\$16.95
A0688 MUSIC CONSTRUCTION SET (D)	\$16.95
A0689 FINANCIAL COOKBOOK (D)	\$27.95
A0690 M.U.L.E. (D)	\$16.95
A0691 MURDER ON THE ZINDERNUEF (D)	\$12.95

Designware

A0409 SPELLAKAZAM	\$ 9.95
A0403 MATH MAZE	\$12.95
A0406 TRAP-A-ZOID	\$ 9.95
A0401 CRYPTO CUBE	\$12.95
A0400 MISSION ALGEBRA	\$24.95
A0404 SPELLICOPTER	\$12.95
A0402 SPELLAGRAPH	\$ 9.95

Broderbund

A0045 PRINT SHOP	\$25.95
A0046 GRAPHIC LIBRARY 1	\$15.95
A0047 GRAPHIC LIBRARY 2	\$15.95
A0300 GRAPHIC LIBRARY 3	\$15.95
A0669 BANK STREET WRITER	\$32.95
A0517 LODE RUNNER (D)	\$23.95
A0670 CHAMPIONSHIP LODE RUNNER (D)	\$18.95
A0671 KARATEKA (D)	\$18.95

Activision

A0520 STAR BOWL FOOTBALL	\$23.95
A0795 ON TRACK RACING	\$17.95
A0796 MUSIC STUDIO	\$20.95
A0797 STAR LEAGUE BASEBALL	\$17.95
A0598 SPACE SHUTTLE (D)	\$15.95
A0599 GHOSTBUSTERS (D)	\$23.95
A0665 HACKER (D)	\$15.95
A0666 MIND SHADOW (D)	\$15.95
A0667 MASTER OF THE LAMPS (D)	\$15.95
A0668 GR AMER CROSS CNTRY RD RACE (D)	\$15.95

Avalon Hill

A0960 COMPUTER TITLE BOUT.	\$18.95
A0961 JUPITER MISSION 1999	\$29.95
A0962 COMBAT CHESS	\$17.95
A0963 MISSION ON THUNDERHEAD	\$17.95
A0578 TAC (D)	\$24.95
A0606 QUEST OF THE SPACE BEAGLE (D)	\$22.95
A0607 CLEAR FOR ACTION (D)	\$19.95
A0609 GULF STRIKE (D)	\$19.95

Cosmi

A0509 CAVERNS OF KHAFKA	\$12.95
A0507 FORBIDDEN FOREST (D&T)	\$12.95
A0798 TALLADEGA (D)	\$12.95
A0799 MASTERS OF TIME (D)	\$12.95
A0508 AZTEC CHALLENGE (D)	\$ 5.99
A0610 E FACTOR (D&T)	\$ 5.95
A0612 CRYPTS OF PLUMBIOUS (D)	\$ 5.95
A0615 SPIDER INVASION (D&T)	\$ 5.95
A0614 MELTDOWN (D&T)	\$ 5.95

Xlent

A0810 TYPESETTER(D)	\$24.95
A0811 RUBBER STAMP (D)	\$19.95
A0812 PAGE DESIGNER (D)	\$21.95
A0813 MEGAFONT (D)	\$18.95

EDUCATION

Weekly Reader

A0719 PIC. BUILDER	\$14.95
A0412 STICKYBEAR BOP (D)	\$14.95
A0413 STICKYBEAR NUMBERS (D)	\$14.95
A0414 STICKYBEAR BKST BOUNCE (D)	\$14.95
A0415 STICKYBEAR OPPOSITES (D)	\$14.95
A0416 STICKYBEAR ABC (D)	\$14.95
A0417 STICKYBEAR SHAPES (D)	\$14.95

BUSINESS

A0201 ATARI WRITER PLUS (D)	\$49.95
A0203 VISICALC (D)	\$24.95
A0204 HOME FILING MANAGER (D)	\$19.95
A0206 FILEWRITER (D)	\$20.95
A0207 REPORT WRITER (D)	\$19.95
A0000 PAPERCLIP	\$49.95
A0208 MENU WRITER (D)	\$19.95
A0209 FAMILY FINANCE (D)	\$19.95
A0210 HOME INTEGRATOR (D)	\$19.95
A0211 SMALL BUS INVENTORY (D)	\$11.95
A0212 SALESMAN'S EXPENSES (D)	\$11.95
A0214 RETAIL INVOICE (D)	\$11.95
A0215 TIMEWISE (D)	\$14.95
A0216 PEACHTREE G/L (D)	\$49.00
A0217 PEACHTREE A/R (D)	\$49.00
A0218 PEACHTREE A/P (D)	\$49.00
A0717 SYN CALC (D)	\$32.95
A0718 SYN CALC TEMPLATES (D)	\$14.95
A0672 APPT PLNR/WKLY SCHEDULE (D)	\$12.95
A0673 ACCOUNTS RECEIVABLE (D)	\$11.95
A0674 ACCOUNTS PAYABLE (D)	\$11.95

Synapse

A0535 BLUE MAX 2001 (D)	\$19.95
A0537 NEW YORK CITY/ELECTRICIAN (D)	\$14.95
A0540 BLUE MAX (D)	\$19.95
A0715 MIND WHEEL (D)	\$24.95
A0716 ESSEX (D)	\$24.95

Epyx

A0520 JUMPMAN (D)	\$14.95
A0521 DRAGON RIDERS OF PERN (D)	\$14.95
A0522 SUMMER OLY GAMES (D)	\$22.95
A0523 PITSTOP II (D)	\$22.95
A0524 BALL BLAZER (D)	\$22.95
A0525 RESCUE ON FRACTULUS (D)	\$22.95
A0693 KORONIS RIFT (D)	\$22.95
A0692 THE EIDOLON (D)	\$22.95

Strategic Simulations, Inc.

A0968 SIX GUN SHOOTOUT	\$23.95
A0969 BATTLE OF ANTIETAM	\$31.95
A0970 U.S.A.A.F.	\$36.95
A0971 CARRIER FORCE	\$36.95
A0972 NAM	\$23.95
A0973 MECH BRIGADE	\$36.95
A0527 FIELD OF FIRE (D)	\$23.95
A0530 IMPERIUM GALATUM (D)	\$23.95
A0531 RAILS WEST (D)	\$23.95
A0533 50 MISSION CRUSH (D)	\$23.95
A0590 BROADSIDES (D)	\$23.95
A0591 COMPUTER QUARTERBACK (D)	\$23.95
A0592 COMPUTER AMBUSH (D)	\$36.95
A0593 COMPUTER BASEBALL (D)	\$23.95
A0712 COLONIAL CONQUEST (D)	\$23.95
A0714 KAMPFGRUPPE (D)	\$36.95

DLM

A0680 SPELLING WIZ (D)	\$19.95
A0681 ALIEN ADDITION (D)	\$19.95
A0682 METEOR MULTIPLICATION (D)	\$19.95
A0683 ALLIGATOR MIX (D)	\$19.95

Atari

A0420 ATARI MUSIC I (D)	\$19.95
A0421 ATARI MUSIC II (D)	\$19.95
A0422 INTRO PROG I (T)	\$14.95
A0423 INTRO PROG II (T)	\$14.95
A0424 INTRO PROG III (T)	\$14.95
A0425 ATARI LAB STARTER (C)	\$39.95
A0426 ATARI LAB LIGHT MOD (C)	\$28.95
A0428 SKYWRITER (C)	\$16.95
A0429 CONVERSATIONAL FRENCH (T)	\$16.95
A0430 CONVERSATIONAL SPANISH (T)	\$16.95
A0431 MY FIRST ALPHABET (D)	\$16.95
A0432 SPEED READING (T)	\$19.95
A0433 TYPO ATTACK (C)	\$16.95
A0435 VERBAL MODULE SAT (D)	\$29.95
A0436 SAT SAMPLE PRETEST (D)	\$17.95
A0437 MATH MODULE SAT (D)	\$29.95
A0438 TOUCH TYPING (T)	\$14.95
A0439 JUGGLES RAINBOW (D)	\$16.95
A0440 JUGGLES HOUSE (D)	\$16.95
A0442 TOUCH TABLET/SOFTWARE	\$49.00
A0443 PAINT (D)	\$19.95
A0315 PILOT/TURTLE GRAPHICS (C)	\$29.95
A0316 LOGO (C)	\$39.95
A0318 ASSEMBLER/EDITOR (C)	\$19.95
A0319 MACRO ASSEMBLER (C)	\$19.95

Spinnaker

A0444 LINKING LOGIC (C)	\$12.95
A0445 DANCE FANTASY (C)	\$ 9.95
A0446 MEMORY MANOR (C)	\$12.95
A0447 LOGIC LEVELS (C)	\$12.95
A0448 KINDERCOMP (D)	\$16.95
A0449 FACEMAKER (D)	\$12.95
A0450 KIDS ON KEYS (D)	\$12.95
A0451 GRANDMAS HOUSE (D)	\$16.95
A0452 KIDWRITER (D)	\$16.95
A0454 IN SEARCH AMAZ THING (D)	\$22.95
A0455 TRAINS (D)	\$18.95
A0456 ALPHABET ZOO (D)	\$12.95
A0457 AEROBICS (D)	\$22.95
A0710 DELTA DRAWING (C)	\$12.95
A0711 ADVENTURE CREATOR (C)	\$12.95

American Educational Computer

A0485 SPELLING	\$21.95
A0459 VOCABULARY WORD BLDR (D)	\$14.95
A0460 GRAMMAR WRK USE SKILLS (D)	\$14.95
A0461 WORLD GEOGRAPHY FACTS (D)	\$14.95
A0462 SPANISH VOCAB SKILLS (D)	\$14.95
A0463 FRENCH VOCAB SKILLS (D)	\$14.95
A0464 WORLD HISTORY FACTS (D)	\$14.95
A0465 US HISTORY FACTS (D)	\$14.95
A0466 US GEOGRAPHY FACTS (D)	\$14.95
A0467 US GOVERNMENT FACTS (D)	\$14.95
A0468 LEARN TO READ (D)	\$21.95
A0470 READING COMPREHENSION (D)	\$21.95
A0418 BIOLOGY FACTS (D)	\$14.95
A0493 ELEM SCIENCE 3 & 4 (D)	\$14.95
A0494 ELEM SCIENCE 5 & 6 (D)	\$14.95
A0495 ELEM SCIENCE 7 & 8 (D)	\$14.95

Artworx

A0660 BRIDGE 4.0	\$15.95
A0661 COMPUBRIDGE	\$15.95
A0738 LINKWORD LANGUAGE-SPANISH (D)	\$16.95
A0739 LINKWORD LANG-FRENCH (D)	\$16.95
A0740 LINKWORD LANG-GERMAN (D)	\$16.95
A0741 LINKWORD LANG-ITALIAN (D)	\$16.95
A0663 MONKEYMATH (D)	\$15.95
A0664 MONKEY NEWS (D)	\$15.95

Add \$3.00 for shipping, handling and insurance. Illinois residents please add 6 1/4% tax. Add \$6.00 for CANADA, PUERTO RICO, HAWAII, ALASKA, APO-FPO orders. Canadian orders must be in U.S. dollars. WE DO NOT EXPORT TO OTHER COUNTRIES, EXCEPT CANADA. Enclose Cashiers Check, Money Order or Personal Check. Allow 14 days for delivery, 2 to 7 days for phone orders, 1 day express mail! Prices & availability subject to change without notice.
VISA — MASTER CARD — C.O.D. No. C.O.D. to Canada, APO-FPO

COMPUTER DIRECT

We Love Our Customers

22292 N. Pepper Rd., Barrington, Ill. 60010

312/382-5050 to order

throughout the execution of your program.

The middle window contains BASIC View's menu of commands and options. The bottom window displays the values of selected variables or memory locations used in your program.

As with any BASIC tracer/debugger, there are a few tricks you must learn for harnessing the full power of BASIC View. For example, since some BASIC View commands are issued through a joystick connected to port one, you must remember to reconfigure BASIC View when editing a program which also uses this port. BASIC View can quickly be reconfigured to accept joystick commands through any other joystick port.

Secondly, there are several key memory locations which BASIC View refuses to share with your program. Such locations include the starting address of the display list, the address of any routines to be run during the vertical blank, and the VSCROL register which controls fine vertical scrolling. For such cases, BASIC View provides alternate memory registers which *must* be used instead of the standard ones.

Without BASIC View, the VSCROL register resides at memory location 54277 (\$D405). Since BASIC View uses this register, it creates an *artificial* VSCROL register at location 29762 (\$7442). If you want to use BASIC View to debug a program that uses the VSCROL register, you *must* change your program so that it uses the artificial VSCROL register. After you are through debugging with BASIC View, you must then re-edit your program so it uses the actual registers again. Only a handful of these artificial registers must be used, and all are fully documented in the BASIC View manual.

After a telephone consultation with the **Antic** technical staff, BASIC View designer Jeffrey Fischman added an artificial register for the character base register (CHBAS, location 756, \$02F4)

and created version 1.2 of the program. So if you purchased BASIC View version 1.1 or 1.0, write to Softview Concepts for a free copy of version 1.2. The earlier versions will not support BASIC programs that use redefined character sets.

The artificial memory registers should pose little problem to programmers who adhere to a modular programming style. By checking one small subroutine module at a time, the number of artificial registers needed is drastically reduced. Once a subroutine is "clean," it may be added to the rest of your program with confidence.

Programmers may wish to include a DEBUG mode in their code. The following simple routine will enable the artificial VSCROL register when DEBUG=1, and use the real one when DEBUG=0.

```
10 DEBUG=0
20 VSCROL=54277
30 IF DEBUG THEN
    VSCROL=29762
.
.
.
320 POKE VSCROL,1
```

If your program uses several artificial registers, this technique can be a valuable timesaver. Just edit line 10 to 10 DEBUG=1 and your program will use the artificial registers instead of the real ones.

MONDAY MORNING MANAGER

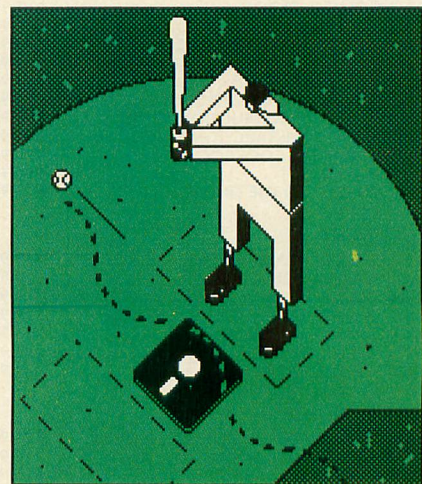
TK Computer Products
P.O. Box 9617
Downer's Grove, IL 60515
(800) 422-4912
\$39.95, 48K disk

Reviewed by Walter Wenclewicz

Batter up! **Monday Morning Manager** brings power-hitting software to the field for baseball enthusiasts. It's a home run hit for statistics nuts like

me. With both realistic ballplaying action and accurate record-keeping, this disk won't be collecting dust with your trophies.

The opening theme takes you back to Doubleday Park in Cooperstown,



New York. The graphics and action make you feel like you're in the dugout with Connie Mack himself. Hit a home run and enjoy a full-screen, exploding scoreboard. Argue with the umpires that call every play. You'll feel like Miller Huggins managing against Eddie Sawyer and his 1950 "Whiz Kids."

Monday Morning Manager will print out statistics and line scores of each game for both hitters and pitchers. Statistics nuts can throw away the pads, pens and rulers and complete a full season on disk, no fuss or muss. This is truly a satisfying feature for those who like to review a ballgame on paper once the dust has settled.


Every game has a foul ball or two. In this case, it's the instructions. Although they are thorough, they lack the clarity that a well-placed example or two could provide. For instance, when you've selected your 15 non-pitchers, the prompt doesn't tell you how to put the pitchers in. This means going back to the main menu for instructions, and even then it can be confusing.

Monday Morning Manager is fun,
continued on page 50




The WAIT is over!

New **ST** software from a name you can count on...



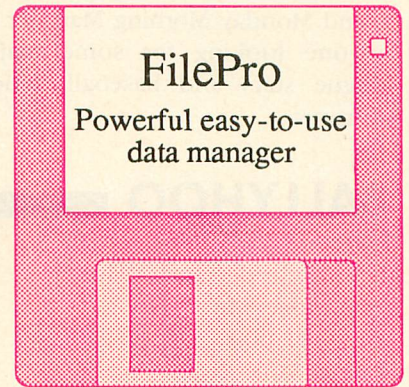
PCBoard Designer

Interactive, computer-aided design package that automates layout of printed circuit boards. **Auto-routing** with 45° or 90° traces; two-sided boards; pin-to-pin, pin-to-BUS or BUS-to-BUS. Rubberbanding of components during placement. Prints board layout, pinout, component list, net list. Output to Epson printer at 2:1. Pays for itself after first designed board. **\$395.00**




ST TextPro

Wordprocessor with professional features and easy-to-use! Full-screen editing with mouse or keyboard shortcuts. High speed input, scrolling and editing; sideways printing; multi-column output; flexible printer installation; automatic index and table of contents; up to 180 chars/line; 30 definable function keys; metafile output; much more. **\$49.95**



ST FilePro

A simple-to-use and versatile database manager. Features help screens; lightning-fast operation; tailorable display using multiple fonts; user-definable edit masks; capacity up to 64,000 records. Supports multiple files. RAM-disk support for 1040ST. Complete search, sort and file subsetting. Interfaces to TextPro. Easy printer control. **\$49.95**



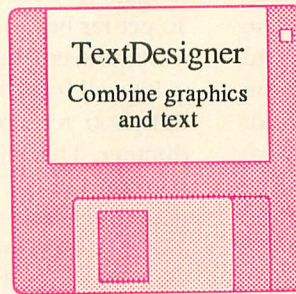
ST Forth/MT

Powerful, multi-tasking Forth for the ST. A complete, 32-bit implementation based on Forth-83 standard. Development aids: full screen editor, monitor, macro assembler. 1500+ word library. TOS/LINEA commands. Floating point and complex arithmetic. Available July '86. **\$49.95**



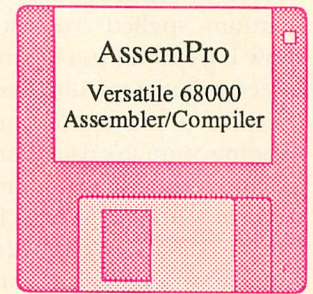
ST PaintPro

A GEM™ among ST drawing programs. Very friendly, but very powerful. A *must* for everyone's artistic or graphics needs. Use up to **three** windows. Free-form sketching; lines, circles, ellipses, boxes, text, fill, copy, move, zoom, spray, paint, erase, undo, help. **\$49.95**



ST Text Designer

An ideal package for page layout on the ST. Accepts prepared text files from TextPro or other ASCII wordprocessors. Performs block operations—copy, move, columns. Merges bit-pattern graphics. Tools to add borders & separator lines, more. Available August '86. **\$49.95**



ST AssemPro

Professional developer's package includes editor, two-pass inter-active assembler with error locator, online help including instruction address mode and GEM parameter information, monitor-debugger, disassembler and 68020—simulator, more. Available July '86. **\$59.95**

ST and 1040ST are trademarks of Atari Corp.
GEM is a trademark of Digital Research Inc.

Abacus Software

P.O. Box 7219 Dept. A8 Grand Rapids, MI 49510 - Telex 709-101 - Phone (616) 241-5510

Call now for the name of your nearest dealer. Or order directly from ABACUS with your MasterCard, VISA, or Amex card. Add \$4.00 per order for postage and handling. Foreign add \$10.00 per item. Other software and books coming soon. Call or write for your free catalog. Dealer inquiries welcome—over 1400 dealers nationwide.

Product Reviews

exciting and educational. Most importantly, it is realistic. Younger players will probably disregard the statistics feature, but managers of Little League teams could find it very helpful for keeping track of their players' accomplishments. I would strongly recommend Monday Morning Manager to anyone looking for some major league stats and baseball action software.

BALLYHOO


Infocom
125 Cambridge Park Drive
Cambridge, MA 02140
(617) 492-6000
\$39.95, 48K disk

Reviewed by Michael Lasky

Everybody enjoys a good mystery, right? And the circus, right? Why not combine them for what should be a surefire hit? That's the premise of **Ballyhoo**, Infocom's newest all-text adventure game.

You're under the big top of the Traveling Circus That Time Forgot, headed by visionary Tomas Munrab (Barnum spelled backwards). The show is over and you loitered behind to see what goes on. Instead, you overhear a conversation about kidnapping Munrab's daughter, Chelsea. As you type in questions on the screen, you learn slowly but surely that this circus isn't all cotton candy and happy clowns. You investigate further, although danger lurks around every unknown corner. You've never been here before, so you must find your way around by painstaking trial and error. This is the ever-changing challenge of interactive fiction.

Infocom rates Ballyhoo as a "standard level" mystery, but it repeatedly baffled me. Characters give coy, cute and evasive answers when questioned. You need to be as tenacious as Sherlock Holmes to discover who kidnapped Chelsea and how to get her back. Remember, you're at the circus, which relies on flash and illu-



John Hersey

sion to disguise its sordid underbelly.

Included in Ballyhoo are a ticket, a balloon and a souvenir program. Read them all carefully for important leads. With the ticket, you can have a palm reading or a hypnosis session, and questions will be answered differently depending on your sex. The balloon will get you past Harry, the guard. Ask Harry anything you want about the circus and its inhabitants—he enjoys talking.

When you stumble upon costumes and masks, try them on for size and disguise. Remember, you're an outsider, so play it cool. Act like you belong there. Greet everyone you meet. To get far beyond the sideshow, you must do seemingly outrageous things.

Like all Infocom's text adventures, Ballyhoo requires patience and endurance. This might not be the circus you want to run away with, but programmer Jeff O'Neill supplies enough escapist entertainment to make it seem as if you have.

MUSIC PAINTER

Atari Corp.
1196 Borregas Avenue
Sunnyvale, CA 94088
(408) 745-2000
\$19.95, 48K disk

Reviewed by Sol Guber

With **Music Painter**, you can play three different voices at a time. Choose from a piano, a flute, a violin and a drum. Just place colored lines

on a musical staff with your joystick. These colored lines represent musical notes as they would appear on a player piano roll, and they perform your creation while the notes scroll by.

You create music by selecting from the icons lined up along the top of the screen. A paint brush icon is the major controller. Lower a musical note onto the bar with the joystick. If you press the trigger while moving the joystick, the note will sound. Moving the joystick either right or left paints the note on the sheet music. The longer the color line, the longer the note is sounded. You can play the music forward or backward, insert or delete spaces, and copy blocks of music anywhere within the song.

My eight-year-old daughter Rebecca and her friend Lauren used Music Painter for a week. Both said it was easy to write music with the program and transcribe the songs onto disk. Rebecca liked the idea of playing one voice like a violin and another like a piano, but she said there wasn't much difference between their tones. She and Lauren both liked the sound of the drum. Lauren said it would be better to know something about music in the first place, but Music Painter could help you learn.

Rebecca and Lauren thought the colors were sometimes confusing, that the top of the screen was too black and made it difficult to see the options. They also felt that the joystick was not a precise enough tool for operating the whole program. They complained because they couldn't erase a whole song if they didn't like it. They also wished there could be a display of standard musical notes as well as the colored lines.

Overall, Music Painter is a solid piece of software and the controls are smooth. The program is generally easy to use, although it may be too complex in parts. However, it is a good tool for learning more about music and how to write your own songs.





THE

ST

RESOURCE

ANTIC

AUGUST 1986



CONTENTS

LINKLINE	55
ONLINE PICTURE VIEWER	62
dBMAN REVIEW	65
N-VISION REVIEW	67
ST PRODUCT NEWS	71

Antic Publishing
presents the definitive
word in ST coverage:

START, the ST Quarterly


Look to *START* for new articles and programs detailing the architecture, applications, programming techniques and products necessary to master the Atari 520 ST and 1040 ST. Look for *START* with a disk of software on June 1, 1986, wherever *Antic Magazine* is available.

THE ST QUARTERLY
START™

Complete ST coverage!

4 issues of *START, the ST Quarterly* (with disk), plus 12 issues of *Antic (ST Resource included)*.

Mail the attached card today!



ATARI

F10

Backspace

Help

Undo

(

)

Delete

Insert



Clr
Home

7

8

;
/



4

5

The Most Challenging Games at the Most Reasonable Prices

SSI	LIST PRICE	OUR PRICE
Battalion Commander	\$40	\$27
Battle/Antietam	\$50	\$33
Battle for Normandy	\$40	\$27
Breakthrough/Ardennes	\$60	\$40
BroadSides	\$40	\$27
Carrier Force	\$60	\$40
Colonial Conquest	\$40	\$27
Combat Leader	\$40	\$27
Computer Ambush	\$60	\$40
Computer Baseball	\$40	\$27
Computer Quarterback	\$40	\$27
Cosmic Balance	\$40	\$27
Cosmic Balance II	\$40	\$27
Field of Fire	\$40	\$27
50 Mission Crush	\$40	\$27
Gemstone Warrior	\$35	\$23
Imperium Galactum	\$40	\$27
Kampfgruppe	\$60	\$40
Kamp. Scen. Disk	\$20	\$15
Knights of the Desert	\$40	\$27
Mechbrigade <i>NEW</i>	\$60	\$40
Nam	\$40	\$27
Op. Market Garden	\$50	\$33
Panzer Grenadier	\$40	\$27
Questron	\$50	\$33
Rails West	\$40	\$27
Reforger 88	\$60	\$40
Six Gun Shootout	\$40	\$27
U.S.A.A.F. <i>NEW</i>	\$60	\$40
Tigers in the Snow	\$40	\$27
War in Russia	\$80	\$53
SSI Data Disks	\$15	\$15

BRØDERBUND	LIST PRICE	OUR PRICE
Brimstone (2 drives)	\$40	\$27
Champ. Lode Runner	\$35	\$23
Essex (2 drives)	\$40	\$27
Lode Runner	\$35	\$23
Lode Runner's Rescue	\$30	\$20
Mask of the Sun	\$40	\$27
Mindwheel (2 drives)	\$40	\$27
Operation Whirlwind	\$40	\$27
Print Shop	\$45	\$30
PS Grap. Lib. 1,2,3	\$25	\$17
Serpent's Star	\$40	\$27
Stealth	\$30	\$20

TEVEX

INCORPORATED

1710 Wilwat Drive, Suite E
Norcross, GA. 30093

404-441-3045

BEST SELECTION - We have carefully selected the best titles from the most challenging software available.

CALL TOLL-FREE - Call us to place an order or just to ask a question. Every call is always welcome on our 800 line.

SAME DAY SHIPPING - We ship every order the same day it's placed. Just call before 4:00 pm and we'll ship your order UPS.

DISCOUNT PRICES - Save up to 1/3 off the retail price when you buy from Tevex. Why pay more for the same software?

FRIENDLY, KNOWLEDGEABLE STAFF - We are always available to answer your questions and keep you up to date on new & upcoming games.

CALL TOLL-FREE 1-800-554-1162

SAME DAY SHIPPING *

WRITE FOR FREE CATALOG



Open 9-6 Mon. - Fri. 10-4 Sat.

MICROPROSE	LIST PRICE	OUR PRICE
Conflict in Vietnam <i>NEW</i>	\$40	\$27
Crusade in Europe	\$40	\$27
Decision in the Desert	\$40	\$27
F-15	\$35	\$23
Kennedy Approach	\$35	\$23
Mig Alley Ace	\$35	\$23
Silent Service	\$35	\$23
Solo Flight	\$35	\$23

ATARI 520 ST	LIST PRICE	OUR PRICE
<i>A Mind/Voyaging</i>	\$45	\$30
Amazon	\$50	\$33
Ballyhoo	\$40	\$27
Black Cauldron	\$40	\$27
Borrowed Time	\$50	\$33
Brataccus	\$50	\$33
Crimson Crown	\$40	\$27
Degas	\$40	\$27
Enchanter	\$40	\$27
Fahrenheit 451	\$50	\$33
Hacker	\$45	\$30
Hitchhiker's Guide	\$40	\$27
Infidel	\$45	\$30
Kings Quest II	\$50	\$33
Mindshadow	\$50	\$33
MusicStudio	\$60	\$40
Nine Princes	\$50	\$33
Pawn	\$45	\$30
Phantasie	\$40	\$27
Rogue	\$40	\$27
Silent Service	\$40	\$27
Sorcerer	\$45	\$30
Spellbreaker	\$50	\$33
Sundog	\$40	\$27
Sword of Kadash	\$40	\$27
Temple Trilogy	\$40	\$27
Transylvania	\$40	\$27
Treasure Island	\$40	\$27
Ultima II	\$60	\$40
Wishbringer	\$40	\$27
Universe II	\$70	\$46

ELEC. ARTS	LIST PRICE	OUR PRICE
Archon	\$24	\$16
Archon II: Adept	\$33	\$22
Movie Maker <i>NEW</i>	\$33	\$22
M.U.L.E.	\$24	\$16
One on One	\$33	\$22
Racing Destr. Set <i>NEW</i>	\$33	\$22
Seven Cities of Gold	\$33	\$22
Ultima III-Origin Sys.	\$53	\$36
Ultima IV-Origin Sys.	\$60	\$40

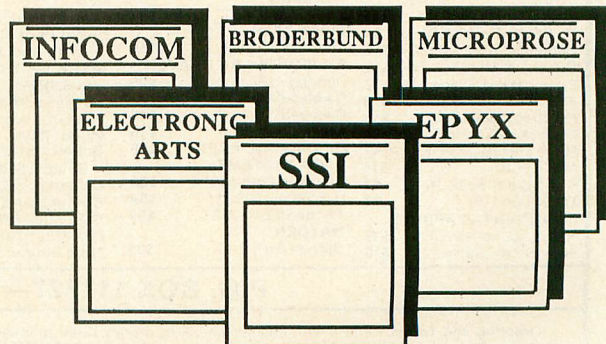
INFOCOM	LIST PRICE	OUR PRICE
Ballyhoo <i>NEW</i>	\$40	\$27
Cutthroats	\$35	\$23
Deadline	\$45	\$30
Enchanter	\$35	\$23
Fooblitzky <i>NEW</i>	\$40	\$27
Hitchhikers Guide	\$35	\$23
Infidel	\$40	\$27
Planefall	\$35	\$23
Sorcerer	\$40	\$27
Spellbreaker	\$45	\$30
Suspect	\$40	\$27
Wishbringer	\$35	\$23
Zork I	\$35	\$23
Zork II, III	\$40	\$27
4-in-one-Sampler	\$8	\$6
Invisicues	\$8	\$6

ACTIVISION	LIST PRICE	OUR PRICE
Ghostbusters	\$30	\$20
Great American CC Race	\$25	\$17
Hacker	\$25	\$17
Master of the Lamps	\$25	\$17
Mindshadow	\$25	\$17
Space Shuttle	\$25	\$17
Star Bowl Football	\$25	\$17
Star League Baseball	\$25	\$17

EPYX	LIST PRICE	OUR PRICE
Ballblazer	\$40	\$27
Eidolon	\$40	\$27
Koronis Rift	\$40	\$27
Rescue on Fractalus	\$40	\$27
Summer Games	\$40	\$27
Temple Apshai Trilogy	\$40	\$27

ETC.	LIST PRICE	OUR PRICE
Alternate Reality	\$40	\$27
Beachhead	\$35	\$23
Chickamauga	\$35	\$23
Clash of Wills	\$40	\$30
Flight Simulator II	\$50	\$33
Great War - 1914 <i>NEW</i>	\$40	\$30
Halley Project	\$40	\$27
Metz/Cobra <i>NEW</i>	\$40	\$30
Micro League Baseball	\$40	\$27
Napoleon at Waterloo	\$35	\$25
Raid Over Moscow <i>NEW</i>	\$35	\$23
Sargon III	\$50	\$33
Spy vs Spy I, II	\$30	\$20
Star Fleet I	\$50	\$33
Universe	\$90	\$70

**Blank Disks-Box of 10 DSDD
only \$12**



Georgia residents call 404-441-3045. ORDERING AND TERMS: C.O.D. orders welcome. When ordering by phone use VISA or MASTERCARD. When ordering by mail send personal check or money order. Include phone number. SHIPPING: Add \$2.50 for shipping and handling charge. Georgia residents add 4% sales tax. Shipping for Canadian orders is \$4.00 or 5% of order. APO & FPO orders add \$3.00 or 5% of order. Shipping for all other foreign orders is \$10.00 or 15% of order. * On all orders before 4:00 pm.

Software Discounters of America



For Orders Only—1-800-225-7638
PA Orders—1-800-223-7784
Customer Service 412-361-5291

Open Saturday

- Free shipping on orders over \$100 in continental USA
- No surcharge for VISA/MasterCard
- Your card is not charged until we ship

ABACUS BOOKS

ST Gem Prog. Ref.
ST Graphics & Sound
ST Internals
ST Logo
ST Machine Language
ST Peeks & Pokes
ST Tricks & Tips

ACADEMY
Typing Tutor 520ST \$23

ACCESS
Leader Board Golf 520ST \$25
Raid Over Moscow (D) \$25

ACCOLADE
Fight Night (D) \$19
Hardball (D) \$19

ACTIVISION
Borrowed Time 520ST \$33
Great American Cross Country Road Race (D) \$16
Hacker (D) \$29
Hacker 520ST \$16
Mindshadow (D) \$16
Mindshadow 520ST \$33
Music Studio 520ST \$39
Space Shuttle (D) \$16

ADVENTURE INT'L.
Spiderman 520ST \$16

AMERICAN EDUCATIONAL COMPUTER
Biology (D) \$14
French (D) \$14
Grammar (D) \$14
Science: Grades 3/4 (D) \$14
Science: Grades 5/6 (D) \$14
Science: Grades 7/8 (D) \$14
Spanish (D) \$14

ARTWORX
Baker St. Detective 520ST \$14
Bridge 4.0 (D) \$16
Bridge 520ST \$19
Compbridge 520ST \$19
Mail List 520ST \$14
Peggammun (D) \$12
Strip Poker (D) \$21
Strip Poker 520ST \$25
Female Data Disk 1 \$16
Male Data Disk 2 \$16
Female Data Disk 3 \$16

BATTERIES INCLUDED
B-Graph (D) \$25
Degas 520ST \$25
Home Pak (D) \$33
Home Pak 520ST Call
Paperclip (D) \$39
Paperclip Elite 5T Call

BLUE MOON
Macro Desk 520ST \$19

BRODERBUND
Championship Loderunner (D) \$19
Karateka (D) \$19
Print Shop (D) \$26
Print Shop Graphics Library #1, #2, #3 (D) \$16Ea.

CBS
Addition/Subt. (D) \$16
Dr. Seuss Puzzler (D) \$7
Decimals: Add/Subt (D) \$16
Decimals: Mult/Div (D) \$16
Ernie's Magic Shapes (R) \$7
Fractions: Add/Subt (D) \$16
Fractions: Mult/Div (D) \$16
Math Mileage (R) \$17
Movie Musical Madness (R) \$7
Multi/Div (D) \$16
S.H. Hide N Seek (R) \$7
Timebound (R) \$7

CONTINENTAL/ARRAYS
Home Accountant (D) \$39
Book of Adv. Games 2 \$16

DATASOFT

Alternate Reality (D) \$25
Mind Pursuit (D) \$19
Never Ending Story (D) \$19
The Goonies \$19
Zorro (D) \$19

DAVIDSON
Math Blaster (D) \$33
Spell It (D) \$33
Word Attack (D) \$33

DESIGNWARE
All Titles Available Call

ELECTRONIC ARTS
Age of Adventure (D) Archon 2 (D)
Chessmaster 2000 (D)
Financial Cookbook 520ST
Movie Maker (D)
Music Const. Set (D)
One-on-One (D)
Pinball Const. Set (D)
Racing Destruction Set (D)

HBJ

Computer SAT (D) \$49
HIPPOPOTAMUS
Backgammon 520ST \$25
Computer Almanac 520ST \$23
Hippo Concept 520ST \$59
Hippo Disk Utilities 520ST \$33
Hippo Ram Disk 520ST \$23
Jokes & Quotes (not for Kids) 520ST \$23

ICD
P.R. Connection Call
Rambo XL \$37
US Doubler \$49

INFOCOM
Ballyhoo (D) \$25
Cutthroats (D) \$23
Deadline (D) \$29
Enchanter (D) \$23
Fooblitzky (XLIXE) \$25
Hitchhiker's Guide to the Galaxy (D) \$23

Kissed 520ST \$25

Logo 520ST \$33
Major Motion 520 ST \$25
M-Disk 520ST \$25
Mi-Term 520ST \$33
Soft Spool 520ST \$25
The Animator 520ST \$25
Time Bandit 520ST \$25

MICROLEAGUE
Baseball (D) \$25
General Manager (D) \$25
1985 Team Data Disk (D) \$14

MICROPROSE
Crusade in Europe (D) \$25
F15 Strike Eagle (D) \$23
Kennedy Approach (D) \$23
Silent Service (D) \$23
Silent Service 520ST \$26

MI-GRAPH
Easy Draw 520ST \$95

MINDSCAPE
Bank St. Music Writer (D) \$19

Ultima 3 520ST \$39

Ultima 4 (D) \$39
PEACHTREE
Acct. Payables (D) \$39
Acct. Receivables (D) \$39
General Ledger (D) \$39

PENGUIN/POLARWARE
Crimson Crown 520ST \$25
Oo-Topos 520ST \$25
Sword of Kadash 520ST \$25
The Coveted Mirror 520ST \$25
Transylvania 520ST \$25

PROFESSIONAL SOFTWARE
Fleet System 2 WP w/70,000 Word Spell Checker (D) \$37

PRYORITY
Gateway 520ST \$33

QUICKVIEW
Zoom Racks 520ST \$49

REGENT
Regent Base 520ST \$65

Kampgruppe (D) \$37

Mech Brigade (D) \$37
NAM (D) \$25
Panzer Grenadier (D) \$25
Phantasia 520ST \$25
Six-Gun Shootout (D) \$25
U.S.A.F. (D) \$37
War In Russia (D) \$49
Wizard's Crown (D) \$25

SUBLOGIC
Flight Simulator 2 (D) \$32
Flight Simulator 520ST Call
F.S. Scenery Disks Call
Jet 520ST Call

SYNAPSE
Essex (need 2 drives) \$25
Mindwheel (need 2 drives) \$25
Mindwheel 520ST \$29
Syn-Calc (D) \$33
Syn-File (D) \$33

TELLARIUM
Amazon 520ST \$33
Fahrenheit 451 520ST \$33
Nine Princes in Amber 520ST \$33

TIMWORKS
Data Manager 520ST Call
Swiftcalc 520ST Call
Sylvia Porter's Personal Fin. Planner 520ST Call
Word Writer 520ST Call

TRONIX
S.A.M. (D) \$39

UNISON WORLD
Art Gallery 1 520ST \$19
Print Master 520ST \$26

VERSASOFT
dB Man 520ST \$69

VIP TECHNOLOGIES
VIP Professional 520ST Call
VIP Prof. Lite 520ST \$65

WEEKLY READER
Stickybear ABC's (D) \$19
Stickybear Numbers (D) \$19
Stickybear Opposites (D) \$19

XLENT
MegaFont (D) \$19
Page Designer (D) \$21
Rubber Stamp (D) \$21
Rubber Stamp 520ST \$25
Typesetter (D) \$23
Typesetter 520ST \$25


ACCESSORIES
Ape Face Printer Int. \$44
Astra Disk Drive Call
Bonus SS, DD \$6.99Bx
Bonus DS, DD \$7.99Bx
Bulk Disks SS, DD \$59/100
Compuserve Starter Kit \$19
Disk Drive Cleaner \$9
Disk Case (Holds 50-5 1/4) \$9
Disk Case (Holds 30-3 1/2) \$9
Disk Case w/Lock (Holds 50-5 1/4) \$12
Dows Jones News Retrieval Kit (5 hrs.) \$14
Kraft Joystick \$9
MPP300ST Modem w/Omega Terminal \$59
MPP300AT \$39
MPP1150 Printer Int. \$44
Microprint Printer Int. \$37
Supra 10 meg 520ST Hard Disk Drive \$599
Supra 20 meg 520ST Hard Disk Drive Call
Supra 1200ST 300/1200 520ST Modem w/Omega Terminal \$147
Universal Printer Stand \$16
Wico Boss \$12
Wico Bat Handle \$17

Sakata

...we promise performance

SC-100

* monitor cables available for '77.



The SC-100 is designed to work with Apple, Atari, Commodore, IBM-PCjr and other personal computers. Includes audio speaker and standard earphone jack, provides the most vibrant brilliant colors, tested, proven, and rated as the best color monitor available.

List \$299⁹⁵ Madness Price 139⁰⁰
Sold to the first 135 customers

Realm of Impossibility (D) \$25

Seven Cities of Gold (D) \$23
Super Boulder Dash (D) \$29
Spellbreaker (D) \$29
Starcross (D) \$29
Suspect (D) \$25
Koronis Rift (D) \$23
Roque 520ST \$25
Temple Apschai Trilogy (D) \$23
Temple Apschai Trilogy 520ST \$25
The Eidolon (D) \$23
Winter Games 520ST Call
World Champ. Karate (D) \$19

FIREBIRD
The Pawn 520ST \$29

FIRST STAR
Spy vs. Spy 2 (D) \$19

FTL/SOFTWARE HEAVEN
Sundog 520ST \$25

GAMESTAR
Baseball (D) \$16
Football (D) \$16
On Track Racing (D) \$16

HABA SYSTEMS
Check Minder 520ST \$39
Haba View 520ST \$39
Phone Book 520ST \$39

HAYDEN
Sargon 3 (D) \$33

Infidel (D) \$25
Planetfall (D) \$23
Seastalker (D) \$23
Sorcerer (D) \$25
Spellbreaker (D) \$29
Starcross (D) \$29
Suspect (D) \$25
Suspended (D) \$29
Trinity 520ST \$25
Wishbringer (D) \$23
Witness (D) \$23
Zork 1 (D) \$23
Zork 2 or 3 (D) \$25

* All titles in stock for 520 ST—Call for prices

LJK
Data Perfect (D) \$33
Letter Perfect (D) \$33
Spell Perfect (D) \$29

MARK OF THE UNICORN
Hex 520ST \$25
PC Intercomm 520ST \$79
The Final Word 520ST \$79

MICHTRON
Bulletin Board System 520ST \$33
Calendar 520ST \$19
Corner Man 520ST \$33
DOS Shell 520ST \$25
Flip Side 520ST \$25
Gold Runner 520ST \$25

Brataccus 520ST \$33
Crossword Magic (D) \$29
Halley Project (D) \$19
Tink's Mazes (D) \$9
Tink's Adventure (D) \$9
Tonk in the Land of Buddy-Bots (D) \$9

MIRAGE CONCEPTS
Atari ST Tool Box Vol. 1 \$19
Forth 520ST \$33
H & B Base 520ST \$59

OMNITREND
Universe (D) \$59
Universe 2 520ST \$49

OSS
Action (R) \$49
Action Tool Kit (D) \$19
Basic XE (R) \$49
Basic XL (R) \$39
Basic XL Tool Kit (D) \$19
MAC 65 (R) \$49
MAC 65 Tool Kit (D) \$19
Personal Disk Kit 520ST \$25
Personal Pascal 520ST \$49
Personal Prologue 520ST \$49
Writer's Tool w/ Spell Checker (R) \$44

ORIGIN
Ultima 3 (D) \$34

Regent Word 520ST \$33
Regent Spell 520ST \$33

SCARBOROUGH
Mastery (D) \$23
Net Worth (D) \$39

SIERRA ON LINE
Black Cauldron 520ST \$25
Hint Books Call
Kings Quest 1 520ST \$33
Kings Quest 2 520ST \$33
Ultima 2 (D) \$34
Ultima 2 520ST \$39
Winnie the Pooh 520ST \$19

SPINNAKER
Adventure Creator (R) \$9
All in Color Cave (R) \$9
Alphabet Zoo (R) \$9
Delta Drawing (R) \$9
Facemaker (R) \$9
Fraction Fever (R) \$9
Kids on Keys (R) \$9
Story Machine (R) \$9

SSI
Battalion Commander (D) \$25
Battle of Antietam (D) \$33
Colonial Conquest (D) \$25
Computer Ambush (D) \$37
Field of Fire (D) \$25
Gemstone Warrior (D) \$23
Gettysburg (D) \$37

P.O. BOX 111327—DEPT. AT—BLAWNOX, PA 15238

*Ordering and Terms: Orders with cashier check or money order shipped immediately. Personal/company checks, allow 3 weeks clearance. No C.O.D.'s. Shipping: Continental U.S.A.—Orders under \$100 add \$3; free shipping on orders over \$100. PA residents add 6% sales tax. AK, HI, FPO-APO—add \$5 on all orders. Sorry—no International orders. Defective merchandise will be replaced with same merchandise. Other returns subject to a 15% restocking charge—NO CREDITS! Call for authorization number: (412) 361-5291. Prices subject to change without notice. Modem Owners: Type Go SDA on Compuserve's Electronic Mail to see our On-Line Catalog of over 800 software titles for Atari, Commodore, Apple, & IBM. Summer Hours Mon.-Fri. 9 A.M.-5:30 P.M. EDT * Sat. 10 A.M.-5 P.M. EDT

LINKLINE

Run your 8-bit Atari from your ST

Your eyes dart back and forth. A cold sweat breaks out on your forehead. You lean over the Atari ST and run your hand over the cool plastic. The desire is very strong this time. Dazed, you stumble out of the store and clutch at the cornice, waiting for your head to clear.

You almost bought the ST that time. But you've made up your mind that as long as your trusty 8-bit Atari keeps running, you aren't going to trade up.

You don't need to stuff your 8-bit Atari in the closet when you get an ST. This month I'm going to show you the simplest way yet to cable the two computers together and transfer files back and forth. You'll even learn how to use your 8-bit Atari as the ST's *intelligent printer buffer*.

Since January, 1986 we've included an ST HELP file on the Antic Monthly Disk describing how to swap files between the two types of Atari computers. But the earlier method is much more cumbersome. It requires simultaneous use of two different modem programs while the user must constantly check back and forth between computers. So starting next month, the Antic Monthly Disk side 2 ST HELP file will explain how to transfer files by using LinkLine.

MEET LINKLINE

LinkLine, which we are introducing this month, lets you control an 8-bit Atari from your ST keyboard, using the RS-232 communications standard to transfer files back and

forth at 4800 baud. Connect a null modem cable between the ST and the 8-bit Atari, then run 8-bit BASIC LinkLine and ST LinkLine (a C program) on the respective computers.

For simplicity, the ST is the *master* computer and the 8-bit Atari is the *slave*. The slave computer waits for a command from the master computer, then decodes and acts upon that command.

Both versions of LinkLine currently recognize two commands—LOAD and SAVE. You can LOAD a file from any properly installed 8-bit Atari device, such as D: or C:, and SAVE an ST file to any 8-bit Atari device, such as D: or P:. For example, sitting at the ST, you could LOAD an 8-bit Atari file onto the 3.5-inch ST disk, or SAVE an ST file onto the 8-bit's 5.25-inch disk.

When you SAVE an ST file to the 8-bit Atari P: device, the 8-bit Atari becomes a printer buffer that accepts the ST file and patiently passes it to the printer, character-by-character, while the ST goes on about its business.

Although you can LOAD an 8-bit Atari program into your ST, it won't RUN. LinkLine is *not* an 8-bit Atari emulator.

As written, LinkLine does no error-checking on the incoming data. While I was developing this software I saw a need for some simple error-checking, such as generating a checksum for each block. So far, practical exper-

continued on next page

ence with the program has shown that none seems to be needed. Still, prudence demands at least minimal error-checks, so go ahead and add one if you like.

LinkLine's file-sending protocol is loosely based upon the original 8-bit Atari DOS file format protocol chosen by Optimized Systems Software. The LinkLine file protocol goes as follows: Byte zero is the ASCII STX (Start Text) character. Bytes one and two describe in LO, HI format the number of bytes that will follow in byte three through byte X. Byte X + 1 is currently the ASCII ETX (End Text) character. This format allows transfers up to the limit of memory available. However, to keep the program simpler, LinkLine was written to work with files only as large as 33K, or about 270 sectors of a floppy disk.

If you need to transfer files which are larger than 33K, it is possible to rewrite the LOAD and SAVE routines to check the last character in each block transmitted. If the character is indeed an ASCII ETX the file transfer is finished. If not, you could expect another LO, HI pair of bytes describing the length of the next block of data. At the end of that block would be another check for the ETX character, etc. Files of practically limitless length could be sent this way.

CABLE CONNECTION

The "line" in LinkLine is a cable called a null modem. In the past, when Computer A needed to talk to Computer B—even in the same room—someone would have connect Computer A to a modem, connect Computer B to a modem, then have Computer A call computer B on the telephone. Then some bright inventor figured out that it was possible to plug computer A directly into computer B by using the modem ports and programming each of the computers into thinking *it* was the modem for the other. Since no modem is actually hooked up, the connection is called a null modem.

In our case, the modem port on the ST is next to the printer port and uses the RS-232 standard for communication. The modem port for Atari 8-bit computers is on the Atari 850 Interface Module (see the August, 1985 *Antic* for a list of dealers who carry the 850) and is known as device R1:. This port also uses the RS-232 standard for communication.

To build the null modem cable, you will need three inexpensive items that should easily be found in any large electronics store. For the ST connection, you need a DB-25 female jack such as Radio Shack #276-1548 (\$3.99). For connecting to the Atari 850 Interface, you need a DB-9 male plug like the Radio Shack #276-1537 (\$1.99). Finally, you'll need enough multi-connector wire to reach both the 8-bit and the ST. Radio Shack #278-1320 does the job for 10 cents per foot. You can separate the computers by up to 100 feet without undue problems.

Figure 1 shows the wiring diagram and a table of pin-to-pin connections. While this project falls towards the low end of the complexity scale, if you don't know which end of a soldering iron to pick up, get help from some-

one more knowledgeable or bring these instructions to your local electronics repair center and pay them to build the cable.

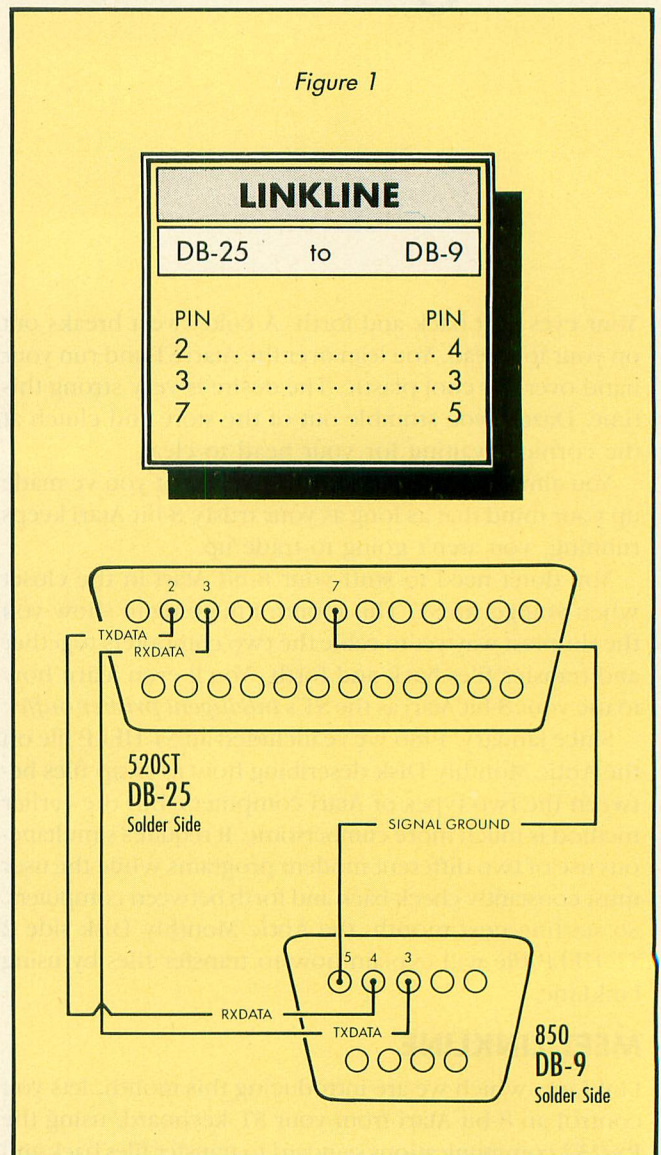
THE PROGRAMS

Type LINKLINE.C into your Atari ST and save a copy to disk. LINKLINE.C is the ST master program written in Alcyon C (from the Atari ST Developer's Kit). Compile, assemble and link this C language code to **apstart**, with **aesbind**, **vdibind**, **osbind** and **libf** trailing along behind. **Relmod** the resulting file into a **.prg** file and save it to disk.

For the Atari 8-bit, you don't need to type in Listings 2 and 3. They are assembly language source code provided for your information. Instead, type in BASIC Listing 4, LINKLINE.BAS, check it with TYPO II and SAVE a copy before you RUN it. This creates an executable disk file called AUTORUN.SYS.

Antic Disk subscribers should first copy AUTORUN.SYS to another 8-bit disk. Then, following the directions on

Figure 1



the monthly disk (one last time), port LINKLINE.PRG to an ST disk.

USING LINKLINE

To start transferring files, plug in the LinkLine cable and turn on the Atari 8-bit computer. The program will start within seconds, a white screen with dark letters and a READY prompt appear, showing it's ready to receive a command. If you get a long stream of "heart" characters, turn off your 850 interface and then turn it on again.

Over at the ST, make sure you boot with a disk that has the "Set RS-232 Configuration" desk accessory. Activate it, and set the RS-232 parameters in the box exactly as listed below:

Baud Rate: 4800
Parity: None
Duplex: Half
Bits/Char: 8
Strip Bit: Off
Xon/Xoff: Off
Rts/Cts: Off

Finished? Click on OK and return to the desktop, then double-click on the LINKLINE.PRG icon and follow the prompts. First comes a welcome box, then a box asking whether you want to LOAD or SAVE a file.

If you want to LOAD an 8-bit file, type the desired filename in the file selector box that follows. When you click on OK, the requested file will be loaded from the 8-bit and saved on the ST disk using the same filename as the 8-bit file.

If you want to SAVE a file, first choose the ST file to transfer from the file selector box and click OK. Next, choose the device and filename to send to the Atari 8-bit computer from the next file selector box. When you click OK this time, the file is transferred to the 8-bit computer.

In either case, when the transfer is finished you are asked if you want to SAVE/LOAD another file. If you don't select another SAVE or LOAD, then click out through the thank-you box at the end of the program.

ST TAKE-APART

Any C program must have a **main()** section and this one describes what the program does: **initialize()**; then **communicate()**; and when **finished** finally becomes TRUE, **terminate()**; the application. Next, **communicate()** decides whether you want to LOAD or SAVE a file. Below that, **load_file()** requests a file from the Atari 8-bit, then writes the file received to the ST disk.

The function below that, **save_file()**, reads a file from the ST disk and transmits it to the Atari 8-bit disk. The function **send_file()** is called from **save_file()**, and stuffs the text in **text_buffer** out the RS-232 port character-by-character. Next, **read_the_file()** reads a file from the ST disk into **text_buffer** and **write_the_file()** writes **text_buffer** back to the ST disk.

The next function, **load_8bit_file()**, calls the function after it, **get_file()**. This pair sends the LOAD com-

mand to the 8-bit computers and receives the file from it. Next to last, **send_command()** formats and sends the LOAD or SAVE command and filename to the Atari 8-bit. Lastly, **terminate()** returns us to the desktop.

8-BIT TAKE-APART

Again, you *don't* need need to type in assembly language Listings 2 and 3, described below. You can get the same results by following the previous instructions for typing in Listing 4.

Listing 2 is LINKLINE.M65, the slave program written in 6502 assembly language as implemented by MAC/65 (from Optimized Systems Software). At the top, following the program's title and revision date, we **.include** two files from the MAC/65 system disk. These files contain the System Equates and OSS macros such as OPEN and CLOSE that operate exactly like their BASIC counterparts. Further down we **.include** the main file LINKA.M65 and then create an autorun file by pointing the program counter to the autorun vector (* = \$02E0) and stating the autorun address (.WORD STARTCODE).

Listing 3, LINKA.M65, is the main section of code called from the first file, LINKLINE.M65. First we define three Macros of our own, BUMP, DBUMP and LDW. BUMP will perform signed two-byte addition. DBUMP performs signed two-byte subtraction, and LDW will LOAD the LO, HI bytes that make up an address (from a label) into two consecutive memory locations, forming a pointer.

Lines 530 through 810 contain local definitions and equates, with the program itself starting at line 860. The entire work loop is contained between lines 1280 and 1470. There we OPEN channel TV to the E: editor device which also clears the screen, changes the background and border colors to white (color 0, luminance 8), and sets the letter luminance to dark (color 0, luminance 2). Quickly we BPUT the title message to the TV channel we opened to the screen at line 1350.

Line 1370 is an XIO command which sets the level of character translation the R1: handler performs. This translation is explained fully in your 850 Interface manual. Here we set the translation level OFF by using a value of 32. Line 1380 is an XIO command which sets the BAUD rate for communication. Here, the value BAUD (13) is used to set the communication rate at 4800 baud. Falling into the MAIN routine, we BPUT the READY prompt to the TV screen, then go wait for a command. When one is received, we fall down to line 1440, where we BPUT the "working" message to the screen and go off to decode the command.

When the command has finished, we jump back up to the start of the MAIN loop to wait for another command.

OPENFILE is a subroutine which will OPEN a 5.25-inch disk file (to read from) named in the buffer FILENAME. Below that, WRITEFILE is a subroutine which will create and write the file in TEXTBUFFER to the 5.25-inch disk.

continued on next page

EZRAM™ 512K Memory Upgrade for the Atari520ST®

520

Featuring the EZTemp™ Soldering Guide

Upgrade Your 520ST™ to a Full Megabyte of RAM

- Increase spreadsheet and database capability.
- Dramatically improve RAM disk capacity for enhanced I/O operations

Designed for Simple Installation

- Features the EZTemp™ solder template. All the soldering occurs on the template not on the RAM chips. Eliminates chip stacking.
- Clear, easy to follow, illustrated installation instructions.

Free Software 6 Month Warranty

- Memory check diagnostic software and additional accessory programs included.

Made in the U.S.A. S. L. : \$199.00



Brookline, MA 02146
(617) 232-2317

Atari & Atari 520ST are registered trademarks of Atari Corp.
EZRAM520 & EZTemp are trademarks of Terrific Peripherals

Megamax C

for the
Atari ST

Featuring

- One pass Compile • In-Line Assembly • Smart Linker
- Full Access to GEM routines • Register Variable Support • Position Independent Code • and much more...

System Includes:

- Full K&R C Compiler (with common extensions)
- Linker • Librarian • Disassembler • C Specific Editor
- Code Improver • Documentation • Graphical Shell

Benchmark	Compile Time	Execute Time	Size
Sieve	70	2.28	5095
"Hello, world"	63	N/A	4691

*Times in seconds. Sieve with register variables.


\$199.95 For more information, call or write:

Megamax, Inc

Box 851521
Richardson, TX 75085

(214) 987-4931

VISA, MC, COD ACCEPTED



SENDANSWER is the subroutine which will transmit TEXTBUFFER out to the RS-232 port. GETCOMMAND is where the Atari 8-bit sits waiting for the ST to send it a command. It accepts characters from the RS-232 port until a CR is received. Control then passes below to DECODE, where the command line is scanned for an S or an L, meaning SAVE or LOAD. If one is found, the following letters constitute the filename, and control is passed to either SAVE or LOAD.

ADD-ONS

How far can you take LinkLine? Being as expandable as it is, probably very far. I expect to see many utilities designed to be used with LinkLine. The person needed to accomplish this is *you*. And then write to **Antic** and tell us how you did it.

As just one example of the possibilities, it would be nice to be able to display the 8-bit Atari disk directory on the ST screen. (How about clicking on an Atari 8-bit Icon?) Go to it!


Listing on page 91



WORD FOR WORD™

NEW

A crossword game for the ATARI ST!



It's a challenging new game in which the players take turns creating words on a playing board. Here's what reviewers have to say:

"...the whole game design is extremely user-friendly... a winner." ANALOG COMPUTING, June 1986

"...It's easy to use the mouse to design and save your own board layout...makes the game even more fun." ANTIC, April 1986

"...I am very impressed with Word for Word...full utilization of GEM...solid performance...a joy to play...attention to detail...excellent product."

ST APPLICATIONS, Jan.-Feb. 1986

To Order

Contact your Atari ST dealer, or send \$39.95 plus \$3.50 for shipping and handling. (\$43.45) California residents add \$2.40 sales tax. (\$45.85)

MasterCard or Visa accepted

Works with color (medium resolution) or monochrome monitor.

Bay View Software
177 Webster St., Suite A-295
Monterey, CA 93940
(408) 373-4011

BEST BUY ON SMALL QUANTITIES

COLORED DISKS AS LOW AS 69¢ EA. - FLOPPY DISKS AS LOW AS 59¢ EA.

Fully guaranteed. Includes sleeves and hub rings. DISKETTES (2 box minimum) 10 per box

					(Plastic Case Included)						
5 1/4"	Black Generic Bulk		Colored Generic Bulk		5 1/4"	Blk. Generic	Colored Generic	3 1/2"	ATARI	Sony	Sony
Bulk	SS/DD	DS/DD	SS/DD	DS/DD	Bxs. (10)	SS/DD	SS/DD	Bulk/Bx. (10)	DS/DD	SS/DD	DS/DD
20-69	.69 ea.	.89 ea.	.79 ea.	.99 ea.	2-6	8.90	10.90	10-49 /2-6	15 bx.	1.59 ea.	2.49 ea.
70+	.59 ea.	.79 ea.	.69 ea.	.89 ea.	7+	7.40	9.90	50+ /7+	14 bx.	1.69 ea.	2.29 ea.

ATARI 520 ST HARDWARE CALL FOR PRICES

ATARI 520 ST SOFTWARE

CP/M Emulator	34
Home Planetarium	24
DB Master	39
UNISON WORLD	
Printmaster	28
Art Gallery I	19
VIP TECHNOLOGIES	
VIP (Lotus 1-2-3 type)	89
SST SYSTEMS	
Chat	17
MARK OF THE UNICORN	
PC Intercom	84
Final Word	99
Hex	28
INFOCOM	
Call for titles and prices	
HIPPOPOTAMUS SOFTWARE	
Hippo Computer Almanac	25
Hippo Jokes & Quotes	25
Hippo ST Disk Utilities	37
Hippo ST Ramdisk	25
Hippospell	29
Hipposimple	37
Hippoart	29
Hippobackgammon	29
Hippoword	29
Hippoconcept	69
Hippopixel	29
MICHTRON	
Utilities	45
M-Disk	28
Mudpies	28
Soft Spool	28
Flip Side	28
Calendar	22
Mi-Term	60
Gold Runner	28
Time Bandit	36
BBS	34
HOLMES & DUCKWORTH	
Tool Box	28
Forth	34
H&D Base	69
OSS	
Personal Pascal	50
METACOMCO	
Meta Pascal	79
Lattice C	129
Macro Assembler	80
XLENT	
Typesetter	28
Rubber Stamp	23
BATTERIES INCLUDED	
Degas	28

EPSON PRINTERS

FX-85	399
FX-286	579
STAR MICRONICS	
NX-10	269
SG-15	399
PANASONIC PRINTERS	
KX-1080	199
KX-1091	249
KX-3131	269
PRINTER INTERFACE CABLES	
Microprint	39
1150 Parallel Int.	49
APE Face XLP	49
U-Print A	59
P-R: Connection	69
Microbits Microstuffer (64K buffer)	65
PRINTER RIBBONS	
Gemini Printers (Black)	4
Gemini Printers (Blue/Red/ Purple/Brn./Grn.)	5
Epson (80 Series) black	6
Epson (Color)	8
Panasonic Printers (Black)	10
Panasonic Printers (Color)	11
MONITORS	
Thompson Color Comp.	139
Samsung Grn. or Amber	69
Aspra Amber	59
Monitor Cable	7
MODEMS	
Atari XM-301	39
Supra 300 AT	39
Avatex (300/1200 BAUD)	99
Compuserve Starter Kit	24
UPGRADES/ACCESSORIES	
Flip n' File 10	4
Flip n' File 15	7
Original Flip n' File 50	14
Disk Bank/5 (Holds 50)	12
Power Strip (6 outlet)	14
Lineguard Spike Suppressor	13
Disk Drive Cleaning Kit	9
MicroMate Paper (20#, 540 sheets.)	10
Printer Stand (wire)	16
Dust Covers	Call for availability
Disk Coupler (notch)	6
U.S. Doubler	49
Omniview XL/XE	Call
Inland Surge Protector (6 outlet)	15
Happy Enhancement	139
U.S. Doubler	49
256 K Upgrades	Call

ATARI SOFTWARE - 8-bit

Star Raiders II	17
Atariwriter Plus	39
Learning Phone	19
Proofreader	14
Silent Butler	19
ACTIVISION	
Hacker	17
Master of Lamps	17
Great Amer. Road Race	17
Star Bowl Football	17
BATTERIES INCLUDED	
Paperclip	41
Homepak	35
B/Graph	28
BRÖDERBUND	
Printshop	29
Printshop Graphics Library 1, 2 or 3 (ea.)	17
Printshop Paper Refill	14
Karateka	21
Championship Lode Runner	21
ELECTRONIC ARTS	
.CALL FOR PRICES!	
EPYX	
Eldolon	28
Koronis Rift	28
Summer Games	27
Ballblazer (D)	27
Rescue on Fractalus (D)	27
KYAN PASCAL	54
INFOCOM	Call for Prices
800 XL	
\$ 69	
GOOD WHILE SUPPLIES LAST	

MICRO-LEAGUE SPORTS

Baseball	27
Team/Player Disk	14
Manager's Disk	28
MICROPROSE	
Acrojet	24
F-15 Strike Eagle (D)	23
Solo Flight (D)	23
Kennedy Approach	23
Crusade in Europe	27
Silent Service: Sub sim.	23
OSS	
Action (R)	49
Action Tool Kit (D)	19
Basic XL (R)	38
DOS XL (D)	19
Basic XE	49
Mac 65 (R)	49
Mac/65 Tool Kit (D)	19
Basic XL Tool Kit	19
Writer Tool w/spell	42
ORIGIN	
Ultima III	39
Ultima IV	44
SIERRA ON LINE	
Ultima I	24
Ultima II	38
SSI	
Battalion Commander	27
Computer Quarterback	27
Kampfgruppe	39
Objective Jursk	27
Italian Commander	27
Computer Ambush	39
Rails West	27
Colonial Conquest	27
Panzer Grenadier	27
Gemstone Warrior	23
SUBLOGIC	
Jet Simulator	Call
Flight Simulator II	36
SYNAPSE	
Syn-File +	34
Syn-Calc	34
Mindwheel (needs 2 drives)	27
Essex	27
XLENT	
Megalont	17
Page Designer	21
Rubber Stamp	21
Typesetter	23

To order call TOLL FREE
1-800-824-7506

ORDER LINE ONLY

COMPUTER CREATIONS, Inc.

P.O. BOX 493 - DAYTON, OHIO 45459


For information, order inquiries, or for Ohio orders (513) 435-6868

Order Lines Open 9:00 a.m. to 8:00 p.m. Mon-Fri.; 10 a.m. to 4:00 p.m. Sat. (Eastern Standard Time). Minimum \$15 per order. C.O.D. (add \$3.00). Please specify computer system. Call toll free number to verify prices and availability of product. Prices and availability are subject to change without notice. We ship C.O.D. to Continental U.S. addresses only! Please include 4% shipping on all Hardware orders (min. \$4.00). Software and accessories add \$3.00 shipping and handling in Continental U.S. Actual freight will be charged outside U.S. to include Canada, Alaska, Hawaii, Puerto Rico and APO. Ohio residents add 6% sales tax. Canadian orders add 5% shipping, (min. \$5.00). All other foreign orders, please add 15% shipping, (min. \$10). For immediate delivery send cashier's check, money order or direct bank transfers. Personal and company checks allow 3 weeks to clear. School purchase orders welcome. Due to our low prices, all sales are final. NO CREDITS. All defective returns must have a return authorization number. Please call (513) 435-6868 to obtain an RA# or your return will not be accepted for replacement or repair. **FOR YOUR PROTECTION WE CHECK FOR CREDIT CARD FRAUD.** We do not bill until we ship.

No extra charge
for MasterCard
or Visa



ATARI DISK DRIVE OWNERS . . . HAPPY BLASTS RETAIL PRICE—ORDER TOLL FREE!



THE FAMOUS HAPPY ENHANCEMENT NOW ONLY \$149.95 for 1050 order number HC1A, for 810 order number HC8A

Makes your disk drive read and write faster, and allows you to execute the HAPPY WARP SPEED SOFTWARE. Available only for ATARI 1050 and 810 disk drives. 1050 version allows true double density plus the original single and enhanced density. PRICE INCLUDES WARP SPEED SOFTWARE BELOW, installation required.

HAPPY WARP SPEED SOFTWARE REV 7 (not sold separately)

Includes the famous HAPPY BACKUP and COMPACTOR which are the most powerful disk backup utilities available for your ATARI computer, plus MULTI DRIVE which allows high speed simultaneous reading and writing with up to 4 HAPPY ENHANCED drives, plus SECTOR COPIER which is the fastest disk copier that supports the 130XE RAMDISK, plus the WARP SPEED DOS which improves ATARI DOS 2.0s to allow fastest speed, plus HAPPY'S DIAGNOSTIC which allows comprehensive disk drive testing.

HAPPY 1050 CONTROLLER \$64.95 order number HC2A

For use with HAPPY ENHANCED 1050 disk drives only. Allows easy access to HAPPY 1050 slow and fast speeds and ultimate control of disk drive write protect, including writing to disk back side and protecting valuable data disks. Printed circuit board has switches and write protect indicator LED, installation required.

GET YOUR FAVORITE HIGH SPEED DOUBLE DENSITY DOS

Both of these disk operating systems support the fastest speed with both HAPPY 810* and 1050, and with HAPPY 1050 you get true double density. WARP SPEED DOS XL is HAPPY's own version of OSS DOS XL, and includes, under cartridge, under ROM and AXLON RAM disk version, and is order number HC4A at \$29.95. TOP DOS version 1.5 from ECLIPSE SOFTWARE has more menu driven features, operates in all three densities, supports the 130XE RAMDISK, and is order number HC6A at \$39.95. *Note: 810 requires upgrade below.

810 VERSION 7 UPGRADE \$49.95 order number HU3A -XXXX

Allows older 810 HAPPIES to use newer software. Includes custom plug in IC and rev 7 WARP SPEED SOFTWARE. Same price for all HAPPY 810s registered or not. When ordering replace XXXX in part number with the serial number of your HAPPY COMPUTERS manufactured 810 board, or with a 2732 or 2532 which corresponds to the EPROM part number in your HAPPY 810 socket A102 of your side board modified HAPPY (not made by HAPPY COMPUTERS), installation required. Upgrade not needed for new 810 HAPPYS and serial number over 8000.

SUPER PACKAGE SPECIALS

Get a HAPPY 1050 ENHANCEMENT and CONTROLLER and WARP SPEED DOS XL for just \$199.95 order number HS5A, or get the same with TOP DOS 1.5 instead of DOS XL for just \$214.95 order number HS7A. If you already have the 1050 ENHANCEMENT you can get the HAPPY 1050 CONTROLLER and WARP SPEED DOS XL for \$74.95 order number HXL9A, or get the HAPPY 1050 CONTROLLER and TOP DOS 1.5 for just \$84.95 order number HTD9A. For other specials and dealer pricing call (408) 779-3830.

All prices include UPS shipping in USA, add \$10.00 for shipment outside USA. California residents add sales tax. No extra charge for credit cards or COD, VISA or MASTERCARD accepted. Our toll free number is an order taking service, not our line. To ORDER ONLY call (800) 538-8157 outside California, or (800) 672-3470 inside California, ask for extension 817 and have your credit card, part number and quantities ready. Toll free hours 6 am to 12 pm Mon.-Fri., 8 am to 8 pm Sat. & Sun., Pacific Time. For answers to questions call HAPPY COMPUTERS at our number below. Office hours 9-5 Mon.-Fri. Pacific Time.

HAPPY COMPUTERS, INC. * P.O. Box 1268 * Morgan Hill, CA 95037 * (408) 779-3830

ProCopy

INTRODUCTORY OFFER

\$24.95 ST BACKUP UTILITY

Regular \$34.95 Offer ends July 31, 1986

Software can easily be damaged by heat, humidity, magnetic fields, wear & tear or just dirt. The exposed surface of a disk can be affected by even a touch. The best way to preserve your software is to make backups. ProCopy provides the solution.

- Duplicates virtually any protected disk.
- Reasonable update policy available.
- Protects against accidental loss of expensive software.
- Not copy-protected for your convenience.
- ProCopy works on all Atari ST computers.

ORDER TODAY AT THIS REDUCED RATE

Send \$24.95 (check or money order). VISA & MC accepted. Add \$2.00 shipping & handling in U.S. & Canada. Overseas shipping & handling add \$4.50.

Atari ST is a registered trademark of Atari Corp.



Available Only From

PROCO PRODUCTS

P.O. BOX 665
CHEPACHET, RHODE ISLAND 02814 USA
(401) 568-8459

ATTN:
PASCAL
USERS

MODULA-2

the successor to Pascal

FOR
ATARI
520ST

- FULL interface to GEM DOS, AES and VDI.
- 32-bit native code implementation with all standard modules.
- Full screen editor linked to compiler for rapid error detection.
- Smart Linker/Automated desktop.
- Installs on hard disk and RAMdisk.
- Supports transcendental functions and real numbers.
- CODE statement for assembly code.
- Modula-2 is NOT copy protected.

RAMdisk Benchmarks	Compile	Link	Execute
Sieve of Eratosthenes	10	21	5.3
Null Program	7.1	5.5	—

Added features of Modula-2 not found in Pascal

- CASE has an ELSE and may contain subranges
- Dynamic strings of any size
- Machine level interface
 - Bit-wise operators
 - Direct port and Memory access
 - Absolute addressing
 - Interrupt structure
- Programs may be broken up into Modules for separate compilation
- Multi-tasking is supported
- Module version control
- Open array parameters (VAR r: ARRAY OF REALS;)
- Type transfer functions
- Definable scope of objects

Pascal and Modula-2 source code are nearly identical. Modula-2 should be thought of as an enhancement to Pascal (they were both designed by Professor Niklaus Wirth).

Regular Version: \$79.95 Developer's Version: \$149.95

The developer's version supplies an extra diskette containing a symbol file decoder, link and load file disassemblers, a source file cross referencer, symbolic debugger, high level Windows Module, and the Resource Compiler.



SOFTWARE, INC.

10410 Markison Road ■ Dallas, Texas 75238 ■ (214) 340-4942
Telex: 888442 Compuserve Number: 75026,1331

CAN YOUR ATARI DO THIS!!!

CHANGE, PRINT, LIST, REMOVE FILES & DIRECTORIES?

Kyan Software's Revolutionary New Kyan Pascal Version 2.0 combined with KIX™, Kyan's new file management system DOES ALL THIS, and MORE; with full screen Text editor, lightning fast Pascal compiler with syntax checking, Macro Assembler - which allows inline OR included assembly source code, all with a fully validated implementation of ISO Pascal - and even supports RAM disks!!!

ALL FOR ONLY \$69⁹⁵

For more information call
(415) 626-2080

Please be sure to add \$4.50 per order for shipping & handling (\$15.00 outside North America). California residents add 6.5% sales tax. Visa and MasterCard accepted.

All Kyan products come with a 15 day money back guarantee. Kyan Pascal (V.2.0) works on any XL/XE ATARI computer, with at least 48K. Educational discounts available.

Kyan Software Inc., Dept. N-1
1850 Union St., San Francisco, CA 94123

kyan

KIX is a trademark of Kyan Software Inc.

It's Here!

BASIC COMPILER

For Atari 520/1040 ST

NEW

- Produces fast assembler code
- Atari interpreter compatible
- No line numbers needed
- Supports fully dynamic arrays
- Double-precision floating point numbers fully implemented
- EASY TO USE!

For the BEST professional BASIC Compiler on the market today send:

\$119.95 personal check (wait 10 days to ship), money order, cashiers check, VISA and M/C, C.O.D. (add \$2.00). (California residents add applicable sales tax.)

— Dealers Welcome —



Logical Design Works, Inc.

780 Trimble Rd., Suite #205
San Jose, CA 95131
(408) 435-1445

ONLINE PICTURE VIEWER

GrafCon-ST: Part II

Last month, *Antic* published *GrafCon-ST*, a program that converts ST pictures between resolutions (low, medium and high) and also converts ST pictures into the RLE (Run Length Encoded) format used by CompuServe for their online high-resolution graphics. The complete program was too long to print in one issue. The RLE File Viewer program and the medium resolution converter functions in this issue complete the *GrafCon-ST* program.

MED-RES FUNCTIONS

The four medium-resolution functions left out of *GrafCon-ST* last month are **LOMED()**, **MEDLO()**, **MEDHI()** and **HIMED()**. As the titles indicate, the purposes of these respective functions are to convert **LOW** to **MEDium** resolution, **MEDium** to **LOW** resolution, **MEDium** to **HIGH** resolution and **HIGH** to **MEDium** resolution.

For example, if you need to use the **LOMED()** (**LOW** to **MEDium**) function, insert the **LOMED()** section of code into the *GrafCon ST* listing where **LOMED()** was indicated as being left out last month. Then recompile the program.

Last month's original listing shows

clearly where each additional function should be added. But remember, as explained in the July, 1986 *GrafCon-ST* article, you don't need to type in any of the resolution conversion functions that you aren't going to use.

RLE FILE VIEWER

GrafCon-ST allows you to convert your ST graphics pictures into RLE format for uploading to CompuServe. But what about using the RLE *VIDTEX* pictures already online? This month's program will take the ASCII picture file downloaded from CompuServe (as explained in last month's *VIDTEX Converter* article) and convert it to any ST graphics file format.

To keep things simpler, this month's RLE File Viewer program is presented as a stand-alone application. You don't need to merge it into *GrafCon-ST*.

USING RLESEE

Make sure that your disk has a RLE ASCII file—which you have downloaded from CompuServe or created with *GrafCon-ST*, as explained in last month's articles. Then double-click

on **RLESEE.PRG**. After the welcome box, you are asked to select a destination format for the picture. Click on either **NEO**, **DEGAS**, or **DOODLE**. Next, choose the RLE filename from the file selector box and click on **OK**. Either you will see the picture begin to appear, or you will see a box stating the ST doesn't think the file is a good RLE picture. While the picture is being drawn, you may press either mouse button to abort.

When finished, you will get a file selector box prompting you to choose or create a file to write the picture to. Then you are presented with an alert box asking if you want to draw another RLE image.

TYPING IN RLESEE

Listing 1, **RLESEE.C**, is the RLE file viewer program written in Alcyon C from Atari ST Developer's Kit. Type it in carefully and save it to disk. Compile, assemble and link this program to **apstart**, with **vdibind**, **aesbind**, **osbind**, and **libf** following along behind. Next, **Relmod** the resulting **.68K** file into an executable **.prg** program and you're finished.

Those of you with MegaMax C can type it in, but you need to **Malloc()**

the RAM needed for the screen and text buffer. Hippo-C owners are also encouraged to try, but you'll need the Hippo XBIOS file available for downloading from the SIG *Atari ST Section on CompuServe.

PROGRAM TAKE-APART

At the top of the program we have a commented block for the program title and revision date. Below that are the **#defines**, which are included here to make the program a bit easier to read. Variable declarations are next, with string **char** definitions coming after.

Our **main()** routine gives a list of what to do. First, **initialize()** the application, then **convert()** a picture and **repeat** the process **while(not finished)**. Eventually the application gets **finished** and will **terminate()**.

The **convert()** function describes the steps needed to properly convert an RLE file to a graphics file. First,



read_the_picture() into an internal buffer. The next line will let us **select_parameters()**, which here determines what type of display format the resulting picture gets written in. Next, **make_picture()** converts the RLE ASCII format into one of the three individual graphics formats.

The picture will be expanded to fill as much of the screen as possible, regardless of resolution. Eventually the conversion will be complete, and control will drop down to **write_the_file()**. Before this section ends, you are asked if you want to perform another conversion. Click on YES or NO.

The **make_picture()** routine first scans the file looking for the **ESCAPE G H** header RLE files need. If it

doesn't find one, it assumes the file is not an RLE file and tells you so before it drops out. Otherwise, the RLE file has been **found** and control passes to **draw_picture()**.

The **draw_picture()** function will scan through the ASCII RLE file, pulling out the pairs of black and white pixel amounts. Since we will be drawing, we set **drawing** to TRUE, page flip to the destination picture buffer, set **row** and **column** to zero and hide the mouse cursor.

To reconstruct the picture, **while** we are **drawing**, we get each pair of black and white values and put the values in **blackdots** and **whitedots**. In **blackdots**, reaching the end of the file is signified with the ESCAPE character. Then **drawing** is set to FALSE, showing we are **finished**. Otherwise the next two blocks of code operate identically, first on the black dots and then on the white. Let's examine just the **blackdots** routine.

To plot the black dots, which we do **while** we have **blackdots** and we are **drawing**, call **plot()**—passing in the **row**, **column**, and **color** of the dot desired. When the dot has been plotted, we decrement the count of **blackdots** and increment the **column** count to point at the next column to the right. Then we perform the **end_of_line_check()** which checks for the end of each **column** in turn and then points to the next **row**.

After plotting each black and white dot in this pair, and before we check for the next available pair, we check to see if either mouse button is pressed in the **graf_mkstate()** call. If either button has been pressed, the value in **pressed** will be greater than zero, so **pressed** can be considered TRUE and **drawing** will be set FALSE.


Finally, **read_the_picture()** will read in the RLE ASCII file from disk and place it into a buffer. The function **write_the_file()** writes the converted graphics picture back to disk in the proper graphics format, and **terminate()** will properly close the application and exit back to the Desktop.

Listing on page 95

Listing on page 97



MOVING?



DON'T FORGET US!

New Address:

Name _____


Address _____

City _____

State _____

Zip _____

Place current address label here.



Fill in coupon
and mail to:
Antic Publishing
524 2nd St.
San Francisco,
CA. 94107

THE CATALOG OF WORLD CLASS SOFTWARE

Delivered directly to you!

CALL NOW—IT'S FREE!

800-443-0100 ext. 133

24 hours-a-day for credit card holders. (Continental USA And Hawaii)

START—The ST Quarterly. Get your premier issue of START—a power users quarterly with disk. Single copy \$14.95. Yearly \$59.95

SOFTWARE THAT FINISHED FIRST AROUND THE WORLD

Tom Hudson's
CAD 3-D
(ST0214) \$49.95

A-CALC by
Kuma
(ST0212) \$59.95

Flash
(ST0220) \$39.95

WORLD CLASS SOFTWARE

- Expert Opinion (ST0219) \$99.95
- Maps and Legends—The Cartographer (ST0202) \$34.95
- A-Seka by Kuma (ST0216) \$34.95
- A-RAM by Kuma (ST0215) \$19.95
- GST-C (ST0217) \$79.95
- GST-ASM (ST0218) \$59.95
- MCC Pascal by Metacomco (ST0206) \$99.95
- MCC Macro Assembler by Metacomco (ST0205) \$79.95
- Lattice C (ST0207) \$149.95
- C.O.L.R. Object Editor (ST0201) \$29.95
- Disk Doctor (ST0211) \$29.95
- Red Alert (ST0223) \$24.95
- Star Struck—The Astrologer (ST0222) \$24.95
- Mom and Me (ST0204) \$19.95
- Murray and Me (ST0203) \$19.95
- Ultima I by Sierra (TH9001) \$49.95
- Ultima II by Sierra (TH9002) \$49.95

WE WANT TO HEAR FROM YOU TODAY!

Enclose your check or money order (no cash) with the items you are purchasing clearly listed on a sheet of paper. Please print the title as it appears complete with the (STO #) and price. ADD \$3.00 SHIPPING, California residents please include 6.5% sales tax. INCLUDE YOUR NAME, ADDRESS, ZIP CODE, PHONE NUMBER.

Send your order to:

THE CATALOG
524 Second St.
San Francisco, CA 94107

Products from "THE CATALOG" are backed by the "Antic Customer Satisfaction Guarantee".

WE ALSO SELL XL/XE SOFTWARE. For more information on all of "THE CATALOG" products write to the address above attention "Customer Service" OR CALL TOLL FREE 800 443-0100 ext. 133 for a FREE 40 page color catalog.

Retailers—Inquire about our Dealer prices. Call (415) 957-0886.

dBMAN

Important dBase III workalike

In the world of business computing dominated by the IBM PC, dBase III is the king of database software. This high-powered, versatile, relational database—like its successful predecessor dBase II—is complex and not easy to learn.

dBMAN, short for dataBase MANager, is a dBaseIII-compatible database that was originally developed by VersaSoft for the IBM PC. Now available for the Atari ST, dBMAN is a true relational database that can access records in up to 10 different data files at once. This makes it easy to transfer information between files, such as posting a transaction file from a batch entry file.

Like dBase III, dBMAN is actually a programming language controlled by a large repertoire of commands that you will need to learn. It does not use the ST's GEM interface or the mouse. Experienced dBase III users will feel right at home, but novices may well be advised to purchase at least one independently published dBase III tutorial book. The dBMAN manual does not contain a significant tutorial for beginners.

(As this issue went to press, Antic learned that Atari Corp. has obtained the exclusive worldwide marketing rights to dBMAN. This move could potentially give dBMAN tremendous penetration of the Atari market—somewhat on the level that AtariWriter had in the 8-bit word processor field. According to Atari, developers will

be able to use dBMAN to create commercial "runtime" applications that operate without the database. A GEM version of dBMAN will appear later, with inexpensive upgrades available to owners of the earlier version.—ANTIC ED)

The upper part of the dBMAN screen is used to type in commands and display status information, including error messages, the current file and record, and a HELP line with prompts for active keys. From the command line, you perform the basic actions of creating and updating a database. Data files can be indexed on one or many fields, as can calculations using fields. When data won't fit in the lower display area, the arrow keys are used to scroll pages horizontally or vertically.

Among the best features of dBMAN and other dBaseII/III programs is the creation of command files which can automatically execute a series of dBMAN commands and allow programmers to control all user interactions. Command files allow turnkey applications to be created for novices.

dBMAN's ability to "filter" a database is mostly used with command files. Filtering allows the user to see only relevant data records. Outdated or inappropriate records are filtered and never shown.

continued on next page

The command names in dBMAN and dBaseIII are almost alike. But unlike dBase III, there is no command file text editor in dBMAN, so you must use a separate text editing program to create a command file, and then enter dBMAN to debug it.

If you are accustomed to using abbreviations in dBase, it is annoying that you cannot abbreviate dBMAN command keywords. dBase only requires the first four letters of a command keyword. It may turn out to be more difficult to transport dBase applications because the commands must be spelled out.

Sending information to a printer seems unnecessarily difficult. There are two choices. First, the command Set Print On sends to the printer any values displayed with the ? or ?? commands. This approach is not useful for printing lists, mailing labels or reports. The second approach is to define a report format using the Create Report command. This is complex and poorly documented. There are no examples of creating a report in the manual or on disk.

dBMAN is not copy-protected, making it easy to keep and maintain backups of the program, an important consideration to advanced users taking full advantage of the product. The program should also benefit from its ability to easily transport runtime applications to the ST from the IBM PC. And the wealth of excellent third-party books

and classes teaching dBase III should prove helpful to beginning dBMAN users.

dBMAN
Atari Corporation
1196 Borregas Avenue
Sunnyvale, CA 94086
(408) 745-2000
\$149.95



C.C.S.

187 Crosby Ave., Kenmore, N.Y. 14217 • (716) 873-4349

DISCOUNT PRICES

Atari 520 ST b/w — \$659.95
color — \$799.95
DS Drive SF314 — \$219.95
20 MB Hard Drive — \$699.95

This month's specials — computer paper (20 lb. - 9 1/2" x 11") Laser Edge (2,500 sheets) — \$22.95
Avatex (300-1200 BD) — \$109.95
Atari 65 XE — \$89.95
Atari 130 XE — \$129.95

1050 Disk Drive — \$139.95
Happy Enhancement — \$139.95
1050 Duplicator — \$139.95
Gemini SG10 — \$214.95
Legend 808 — \$159.95
U-Print interface — \$54.95

PERSONALIZED MAIL ORDER SERVICE

DISKS

Nashua DS-DD 5 1/4" (5 boxes) — \$11.95 each
Nashua SS 3 1/2" (5 boxes) — \$20.95 each

SOFTWARE

General Ledger — \$84.95
VIP Professional — \$119.95
Final Word — \$99.95
Haba Writer — \$49.95

Write or call for price list and list of printing ribbons. **Shipping:** Add \$2.50 for software; \$5 each for hardware. International orders pay actual charges. **Terms:** COD orders accepted. All orders will be shipped UPS or best way. No refunds or exchanges. Add 4% for VISA and Master Charge.

*MichTron
is now the leading
publisher of software for
the Atari ST.*

*We have over 30 different programs
available on the ST: utilities made
for speed, efficiency, and simplicity;
games designed to be fast, colorful,
and exciting.*

*All reasonably priced, with more
coming every day. Write or
call for a free catalog.*

MichTron

576 S. Telegraph, Pontiac, MI 48053
Orders and Information (313) 334-5700
Dealer inquiries welcome

Mach1™ for the Atari ST

Mach1: multi-tasking Forth-83/GEM development system

With everything you need to develop stand-alone applications, including: integrated GEM editor, full GEM and DOS support, Motorola assembler, examples, and our 300 page manual.

Mach1 is interactive, so it allows you to experiment with the ST without going thru the compile-link-execute cycle. But when you do load in programs, look how we stack up:

Sieve	Compile	Link	Execute
Mach1	00.7	00.0	4.41
Megamax C	70	24	3.83
Hippo C	58.4	1:37	8.4

C's w/o register variables

(That's three times the execution speed of other Forth's) Note the turnaround time. It simply takes less time to develop your programs or finished products with Mach1.

all for only
\$59.95

Palo Alto Shipping
PO Box 7430
Menlo Park, CA 94026
800/44-FORTH (Sales)
415/854-2749 (Dev. Support)

Available July 15, 1986

plus \$5 S/H
CA Res. add 6.5%
VISA/MC COD

Original Macintosh version
(v1.2) available for \$49.95

N-VISION

Splashy new paint software

Reviewed by VIC ALBINO



This toucan's bright plumage and crisp detail demonstrate the graphics power of N-Vision.

Undoubtedly the name of this program is meant to be pronounced "en-vision," which the dictionary defines as "a picture in the mind." **N-Vision**, the first serious competitor to Batteries Included's DEGAS in the "painting" software category, unlocks the spectacular graphics ability of the Atari ST.

N-Vision was created by Audio Light, the same company that developed ActiVision's new Music Studio

program, so files from both programs are compatible. With a program included on the disk, you can mix N-Vision graphics with Music Studio sounds to create computerized slide shows. (We will review both the ST and 8-bit Atari

versions of Music Studio in future issues.—ANTIC ED)

N-Vision works in all three ST graphic modes and has over 70 different features you can access with a click of the mouse from drop-down menus—including paint, draw, spray paint, cut and paste, circles, boxes, loadable text fonts (five different sizes with special effects) and printer dumps for Epson-compatibles.

But that's just the beginning. N-Vision adds many new features to the usual list of functions you'd expect in a good graphics program, including double-screen graphics that dump to a printer as full-page pictures, pull-down screens, and a feature that

really sets it apart from the pack, a "clipboard." On this third screen, you can try out new ideas without disturbing work in progress. You can also create and save your own additions to the pre-drawn "clip art" graphics supplied with the program. Audio

**The first serious
competition for
Batteries Included's
DEGAS**

Light plans to release additional clip art disks at \$20 each.

One feature that really sets N-Vision apart from DEGAS is "color cycling." This is the same technique that makes your RGB ST screen seem to vibrate with colors and flashing Atari fuji symbols when you first boot up TOS. With color cycling, you can "animate"

continued on next page

objects with a spectrum of colors that flip beneath the shape, making it appear to move. It's not true animation, but an illusion that makes light seem to flash, or a clown seem to juggle balls. Audio Light uses this beautifully to make a comet flash by in an optional Halley's Comet slide show disk, available for \$15.

A palette of sixteen colors is stored in a "slot." Each slot's colors are active for an amount of time you specify. The colors are saved along with the artwork and automatically reactivated each time the picture is displayed. Another mode called "repeat" can help you create rudimentary animation by allowing you to define a line or shape and quickly duplicate it with the click of a mouse button.

**With
color cycling, you
can animate objects
with a spectrum of
colors, making them
appear to move.**

Most paint programs have a magnification mode allowing the artist to do detailed work pixel-by-pixel. N-Vision has three "zoom" levels at 2x, 4x and 8x screen size. Even better, a split screen shows half of the graphic in normal size while the magnification mode is being used so the full effect of the changes can be seen immediately.

Pull down a screen, and you'll find what looks like a patchwork quilt checkerboarded with dozens of ready-made color patterns in almost every conceivable design. If you still cannot find exactly what you want, an easy-to-use pattern edit function helps you make your own fill patterns using all 16 colors in the ST low-

resolution mode.

By blending pixels, you can generate color shadings, enabling you to produce work that appears to have even more than the sixteen colors available in the low resolution mode.

Extra features even enhance the routine task of saving and loading pictures. You can rename and delete files, format disks (single or double-sided) and see how much disk space remains. Pictures can be saved in the widely used NEOchrome 32K format, or in a space-saving compressed format that allows you to squeeze more picture files on a disk.

A sample slideshow of music and graphics is included on the disk, along with the program that enables you to create your own. To use this program, you must first create a short text file with a text editor or word processor defining which pictures to show, how long to display them, and whether or not music will play during the presentation. Several songs created with Music Studio are included on the N-Vision disk to use as soundtrack accompaniments.

But even a package as excellent as N-Vision could be improved. So many features are in this program that an alphabetized index listing them all would be most welcome. The color animation feature is powerful but complex; new users would appreciate more examples of how to use it. A bug appears when the alternate text character set is used in its smallest size and some letters are incorrectly formed. It's a minor flaw, however, as this text size is so small it won't be used often anyway.

N-Vision meets the highest standards of excellence for ST graphics software. With N-Vision in your computer, the pictures in your mind can be turned into reality more easily than ever before.

N-VISION
Audio Light Inc.
146 Town Terrace, #4
Los Gatos, CA 95030
(408) 395-0838
\$39.95



Antic
The ATARI Resource

SEEKS AUTHORS

for


SOFTWARE

MAGAZINE ARTICLES

Prompt Response

For details, send
self-addressed
stamped envelope to:

AUTHOR INFO
c/o ANTIC
524 Second Street
San Francisco, CA
94107



DISCOUNT SOFTWARE



ATARI 520 ST
\$639⁹⁵

\$839.95 with Color Monitor

ATARI ST HARDWARE

520 ST Computer w/Modulator \$379.95
Mouse & Software Included	
1040 ST Computer CALL
SF 354 Disk Drive \$179.95
SF 314 Disk Drive \$199.95
SC 1424 Monitor \$279.00
SC 1224 Monitor \$349.95

ST TOP HITS

Ballyhoo \$ 29
Black Cauldron \$ 35
Borrowed Time \$ 34
Chat \$ 29
Coveted Mirror \$ 29
Crimson Crown \$ 29
Degas \$ 29
Easy Draw \$119
Enchanter \$ 29
Fahrenheit 451 \$ 29
Financial Cookbook \$ 39
Final Word \$109
Flight Simulator \$ 29
Hacker \$ 39
Hippo "C" Compiler \$ 59
Hitchhiker's Guide to the Galaxy \$ 29
Homework Helper - Math \$ 29
Joust \$ 24
King Quest II \$ 34
Michtron BBS \$ 39
Mind Forever Voyaging \$ 34
Mind Shadow \$ 39
Music Studio \$ 34
N-Vision \$ 21
Planetarium \$ 24
Pawn \$ 34
PC Board Designer \$259
Print Master \$ 32
Art Gallery I \$ 24
Rogue \$ 32
Rubber Stamp \$ 29
ST Talk \$ 15
Spellbreaker \$ 34
Sundog \$ 29
Swords of Kadash \$ 29
Temple of Apschai Trilogy \$ 32
Time Bandits \$ 29
Treasure Island \$ 29
Typesetter \$ 29
Ultima II \$ 49
Universe II \$ 54
VIP Professional \$ 99
Winnie The Pooh \$ 24
Wishbringer \$ 28
Zork I, II, III ea. \$ 28

EDUCATIONAL DUOS

PRIMARY

Juggle's Rainbow (C) \$5.00
Juggle's House (C) \$5.00
BOTH FOR ONLY \$8.00	

ELEMENTARY

Hangman (C) \$5.00
States & Capitals (C) \$5.00
BOTH FOR ONLY \$8.00	

ADULT

Statistics I (C) \$ 5.00
Speed Reading (C) \$10.00
BOTH FOR ONLY \$12.00	

ATARI XE HARDWARE

130 XE Package \$379.95
130 XE Computer CALL
1050 Disk Drive CALL
1025 Printer CALL
1020 Printer \$ 25.95
XM 301 Modem \$ 41.00
1010 Recorder \$ 44.00
410 Recorder \$ 15.00

ATARI SOFTWARE

Atari Lab Light Module (R) \$29
Atari Lab Starter Kit (R) \$36
Asteroids (R) \$ 7
Atariwriter (R) \$29
Atariwriter Plus (D) \$39
BASIC (R) \$ 9
Basketball (R) \$ 7
Caverns of Mars (R) \$12
Defender (R) \$ 7
Dig Dug (R) \$12
Donkey Kong (R) \$12
Donkey Kong Jr. (R) \$12
Galaxian (R) \$ 7
Home Filing Manager (D) \$24
Joust (R) \$12
Jungle Hunt (R) \$12
Invitation to Programming #1 (C) \$ 6
Invitation to Programming #3 (C) \$ 6
Macro Assembler (D) \$23
Mickey in the Great Outdoors (D) \$12
Microsoft Basic II (D & R) \$21
Millipede (R) \$12
My First Alphabet (D) \$ 7
Ms. Pac Man (R) \$12
Pac Man (R) \$12
Paint (D) \$16
Proofreader (D) \$15
Robotron: 2084 (R) \$12
Skywriter (R) \$12
Star Raiders (R) \$ 7
Super Breakout (R) \$ 7
Touch Typing (C) \$ 7
Track & Field (R) \$25
Visicalc (D) \$21
ARCADE CHAMP KIT \$19.95
ATARI EDUCATOR KIT \$29.95
BASIC TUTOR KIT \$24.95
BOOKKEEPER KIT \$49.00
ENTERTAINER KIT \$ 9.95

**WE CARRY A COMPLETE LINE OF SOFTWARE.
CALL FOR CURRENT PRICES.**

XL/XE TOP HITS

Archon II \$24	Kampfgruppe \$35
Ballyhoo \$29	Karateka \$24
Battalion Commander \$35	Kennedy Approach \$25
Battle of Antietam \$30	Koronis Rift \$26
B/Graph \$29	Moviemaker \$39
Colonial Conquest \$24	M.U.L.E. \$17
Computer Ambush \$35	Music Construction Set \$17
Computer Quarterback \$24	Music Studio \$23
Crusade in Europe \$27	Nam \$29
Desert in the Desert \$27	One on One \$24
Eidolon \$26	Paperclip \$44
F-15 Strike Eagle \$25	Print Shop \$35
Financial Cookbook \$29	Graphic Library I, II, III ea. \$18
Flight Simulator II \$39	Racing Destruction Set \$24
Fooblitzky \$29	Rescue on Fractalus \$26
Gamemaker \$23	Seven Cities of Gold \$24
Ghostbusters \$23	Silent Service \$27
Hackers \$23	Solo Flight \$25
Hitchhiker's Guide to the Galaxy \$29	Temple of Apschai Trilogy \$26
Homepak \$39	Zork I, II, III ea. \$27

**WE CARRY A FULL LINE OF PRINTERS. THE FOLLOWING
IS JUST A SAMPLE. CALL FOR CURRENT PRICES.**

RIBBONS

Atari 1025 (Black) \$2.50
Atari 1025 (Color) \$3.50
Atari 1027 Ink Rollers \$5.00
Panasonic 1091 \$8.50
Okimate 10 (Color) \$6.00
Star Gemini Black \$2.50
Star Gemini Color \$3.50

PRINTERS

STAR	
Sample - NX-10 \$279.00
EPSON	
Sample - FX-85 \$399.00
PANASONIC	
Sample - 1091 \$229.00

DISKS

3 1/2" Sony DSD \$39.00
3 1/2" Sony SSD \$25.00
5 1/4" Polaroid SSD \$13.95
5 1/4" Polaroid DSD \$15.95
5 1/4" Bonus SSD \$ 8.00
5 1/4" Bonus DSD \$10.00

COVERS

520 ST Computer \$7.00
520 ST Disk Drive \$7.00
Mouse House \$5.50
Mouse Mat \$7.50
130 XE Computer \$7.00
1050 Disk Drive \$7.00
1025 Printer \$7.00
1027 Printer \$7.00
800XL Computer \$7.00

**ATARI
POWER SUPPLIES
\$9⁹⁵**

LIMITED QUANTITIES

ALL TITLES ON DISK UNLESS MARKED (R) FOR ROM CARTRIDGE

Order Line

1-800-282-0333

**ORDERS ONLY! Sales Personnel Do
Not Have Information on
Previous Orders or Product Specs.**

WE CHECK FOR STOLEN VISA & MASTERCARD

M-F 10 a.m.-8 p.m.; Sat. 10-3 ET

37 S. Broad Street, Fairborn, OH 45324

**Customer Service
& Ohio Residents
1-513-879-9699**

AD #AT-086



SOFTWARE ONLY — Prepaid orders over \$50 receive free shipping via UPS in continental U.S. Please add \$2 orders under \$50. HARDWARE and all orders requiring shipment via U.S. Post Office are subject to additional freight charges. Add \$5 for COD orders. VISA/MasterCard orders add \$2 service charge. Ohio residents add 5.5% sales tax. Personal checks require a three-week waiting period. No waiting when paid by credit card, certified check or money order. All items subject to availability and price change. PLEASE CITE AD NUMBER WHEN ORDERING. ALL RETURNS MUST BE ACCOMPANIED BY AN AUTHORIZATION NUMBER.



COMPUTER PALACE WE KNOW ATARI!

CALL US AT (503)683-5361 FOR INFORMATION

Help Calc For The Atari ST

ONLY
24.95

FEATURES for VIP PROFESSIONAL users only:

- 2-key macro ability for common function: such as saving and printing.
- Several templates use special macros to ease the use of graphing and copying functions.

Works with EZ CALC or VIP Professional
VIP Professional is a Trademark of VIP TECHNOLOGIES.

TEMPLATES INCLUDED:

- CHECKING ACCOUNT REGISTER
- DEPRECIATION SCHEDULE
- LOAN AMORTIZATION SCHEDULE
- RENTING vs BUYING A HOUSE
- PERSONAL FINANCE STATEMENT
- SAVINGS RATE COMPARISON
- IRA WITHDRAWAL SCHEDULE
- NAME AND ADDRESS DIRECTORY
- HOME INVENTORY
- INVESTMENT PORTFOLIO
- INVESTMENT COMPARISONS

HELPMATE

ONLY
39.95

For The Atari ST

- Four function 10 key calculator for use with mouse or ten key
- Telephone/Name Index
- Appointment Calendar
- Set alarm functions for any day in the year.

In the future you'll be able to use your computer to organize your desk without having the clutter of the Calculator, Telephone / Name Index, Appointment Calendar, Alarm Clock, all over your desk. The future is here! With **Helpmate ST** you can use your mouse to organize your desk top, leaving extra room for more important tasks. All those desk accessories are hidden away until you need them. Use the pull down menus with many ST programs or by themselves.

E-Z CALC™ For The Atari ST

ONLY
69.95

- 300 columns by 999 rows
- Extensive use of GEM windows
- Note Pad
- Split-screen capabilities
- All commands are under mouse control
- On-line Help windows
- Built in 10 Key Calculator
- Exclusively for Atari ST
- 10 macros controlled by the function keys or the mouse

E-Z CALC is a fully implemented GEM based spreadsheet for home and business use. This is by far the most powerful spreadsheet available for the price. Better yet, all commands are **mouse** controlled for speed and ease of use. **E-Z CALC** also used less memory than other spreadsheets for the ST, leaving more room for your formulas and data. If you've never used a spreadsheet before, you'll be amazed how **easy E-Z CALC** is to learn and use, while experienced users will love the speed of a mouse controlled spreadsheet.

INVENTORY MASTER

THIS IS THE FASTEST, MOST COMPREHENSIVE INVENTORY PROGRAM AVAILABLE FOR THE ATARI.

If you don't agree we'll refund your money within 30 days of purchase.

ONLY \$89.95

REPORTS GENERATED

- Purchase Order
- Recommended Orders
- Product History Report
- Outstanding Orders by Vendor



- 12 digit Alpha/Num. Part Number
- Monthly Sales and Inventory Level Totals
- Product Price List

INVENTORY MASTER AND A 48K ATARI COMPUTER GIVES SMALL BUSINESS THE ABILITY TO BECOME A MASTER OF INVENTORY CONTROL AT A VERY LOW PRICE. INVENTORY MASTER has all the features of programs costing many times more. Here are just a few:

- Use 1-4 disk drives
- Over 1700 records per disk
- Retrieve any item within 2 seconds
- Fast edit capability.
- plus many more features

For 400/800, XL, and XE



One of the most versatile data-base programs available.

800, XL, XE 39.95

Features Includes:

- Lighting fast retrieval
- Fast Sorts on any field
- Supports up to 4 drives
- Single or double density
- Store about 1100 records per disk side in double density
- On-screen prompts
- Help-screens
- State abbreviation table
- Redefinable fields
- Print labels 1, 2, or 3-up
- View records on screen
- Much more!
- Search on any field (fast search on name field = 1 second to find a name out of 1000)
- Built-in printer driver
- Automatic or manual deletion of duplicate records
- Merge files
- Create subfiles

INVOICE MASTER

For 400/800, XL, and XE W/48K Ram.

ONLY \$89.95

- Create your own invoice format
- Configures for any printer

- Adds more power to Inventory Master or use by itself.
- Can use 1 to 4 disk drives (800, XL, XE)

INVOICE MASTER is an extremely versatile program that allows the small business owner to enter and print orders on a **custom invoice**. **INVOICE MASTER** can be used by itself or with **INVENTORY MASTER** to run a complete inventory system.

INVOICE MASTER will store over 200 records with up to 20 data fields per disk. The records can be stored, sorted, retrieved, and printed, saving hours of time and effort.

SPECIALS!

Donkey Kong	9.95 C
Bookkeeper	99.00 D
1027 ink rollers	4.95 H
410 recorder	19.95 H
Atari Music I	9.95 D
Atari Music II	9.95 D
Sea Dragon	9.95 D
Time Wise	14.95 D
Diggerbank	7.95 D
Letter Wizard	29.95 D
Spell Wizard	29.95 D
Game Star Baseball	22.50 D
Home Accountant	34.90 D
Print Wiz	26.95 D
Star Raiders	13.95 C
Pac Man/Oix	14.95 D
10 SSDD disks	9.95 D
War	9.95 D
Basic Ref. Manual	10.95 B
Inside Atari Basic	12.95 B
Conflict-Vietnam	33.90 D

No Documentation Tapes Only

BIG 99¢ SALE

FANCY FONTS
MATHS FOR FUN
SPACE GAMES
INSTEDIT
BRAIN BOGGLER
MINI WORD PROC.
MUSIC MAJOR
MARATHON
BOB'S BUSINESS
FONETONE
MEMORY MAP
DISPLAY LISTS

JOUST

Only \$29.95

Beautifully detailed graphics make this arcade game a joy to play as you Joust against Bounders, Hunters, Shadow Lords and Pterodactyls. In the two player mode, both players are on the screen at the same time.

For The Atari ST

Only \$5.95 each

- GOLF not for XL/XE (C)
- DEL INVADERS (C)
- WIZARD OF WOR (C)
- MINER2049 (C)
- INVIT PROG #3 (T)

FOR 800XL NEWELL

256K RAM ONLY \$69.50

Upgrade the 800 XL to a quarter megabyte of memory! Some installation required (includes RAM chips).

ROOTS NOW IN STOCK
Only \$14.95

The best machine language book available for the Atari 800, XL, XE

IF YOU DON'T HAVE OUR CATALOG... YOU'RE MISSING OUT!!!

Over 1500 items for your Atari

Become a preferred customer and save \$\$\$



- SPECIALS
 - CLOSE-OUTS
 - BARGAINS
 - REVIEWS
 - WHAT'S NEW
 - PLUS MUCH MORE!
- SEND \$2.00 to get one year subscription to our catalog ORDER YOURS TODAY!

DELUXE DUST COVERS

Deluxe Leather Grain



PROTECT YOUR INVESTMENT

Custom fitted, attractive leather brown color:

- 7.95 EA. • KEY PAD—ATARI CX85 • PRINTER—ATARI 1020
- RECORDER—ATARI 1010
- 8.95 EA. • COMPUTERS—400/800, 600/800/1200XL 65/130XE
- DISK DRIVES—ASTRA 1620, ATARI 1050, ST DRIVES, ST HARD DRIVE, INDUS GT, PERCOM 8851/88SPD, RANA 1000, TRAK • PRINTERS—ATARI 1025/1027, AXIOM SLP/GLP, OKIMATE 10 • RECORDER—ATARI 410 • MODEM—ATARI 1030
- 9.95 EA. • COMPUTER—ATARI 520/1040ST • PRINTERS—ATARI 825, AXIOM 550, CITO/H/PROWRITER 8510, CPA 80/EP-150, EPSON MX/RX/LX/FX80 W/ & W/O TRACTOR FEED, GEMINI/STAR SG 10/X, PANASONIC 1091/1092, RITEMAN II/PLUS
- 12.95 EA. • MONITORS—B/W/RGB MONITOR, TEKNIKA MJ-10
- PRINTERS—EPSON FX 100/185

ST STAR RAIDERS

Only \$29.95



Save the galaxy by destroying the Zylon fleet! The many features that have been added since the 8-bit version and the sensational graphics make this the best fast action game yet for the ST.

SUPRA AT 10 MB. HARD DISK DRIVE FOR 800XL 130XE

ONLY \$829.00

Connects to parallel buss. SUPER fast data transfer. Ready to use. Includes—10 MB HARD DISK, DISK CONTROLLER, ATARI INTERFACE, HARD DISK DOS, ATTRACTIVE CASE, CABLES

DISK NOTCHER



Only \$7.95
Allows you to use both sides of your disks

ST PROGRAMS

Print Master	31.90
Sundog	33.90
Black Cauldron	33.90
Checkminder	67.50
Rogue	33.90
Temple of Apshai	33.90
Universe II	59.50
The Pawn	34.90
Zoom Racks	62.50
D.E.G.A.S	34.90
DB Man	79.90
H&D Base	79.90
Bratuccus	39.50
Time Bandit	33.90

ST BOOKS

GEM PROG REF GUIDE	19.95
ST PROGRAM GUIDE	16.95
ST MACHINE LANG	19.95
C PROGRAMRS LIB	19.95
PROG THE 68000	22.95
ST INTERNALS	19.95
ST TRICKS & TIPS	19.95
ST LOGO	17.95
ST APPLICAT (MAG)	5.00



Only \$29.95
Shipping & Handling
Beautifully finished stand to hold your ST monitor, 2 disk drives, a modem, etc.

COMPUTER PALACE

OPEN M-F, 9-6 Sat, 10-4 (Pacific Time)
2160 W. 11th Avenue Eugene, Oregon 97402



USE YOUR CREDIT CARD & CALL
Toll Free 1-800-452-8013
★ ORDERS ONLY, PLEASE ★

There's never a penalty for using your credit card!
For Information, Call (503) 683-5361
Prices subject to change without notice.

SHIPPING INFO: Minimum \$2.90 Ground, \$4.75 Air. Actual Cost depends on weight. Call (503) 683-5361 for information.
WARRANTY INFO: Everything that we sell is warranted by the manufacturer. If any item purchased from us fails to perform properly when you receive it, call us at (503) 683-5361 so that we can assist you. No returned merchandise accepted without authorization. Defective software will be replaced with another copy of the same program, otherwise, no software is returnable.

• 2 Day Air Shipping AVAILABLE •

ST PRODUCT NEWS

ST reviews

PRO FORTRAN-77

Prospero Software
190 Castlenau
London SW13 9DH
England
\$149

Reviewed by Mike Fleischman

Prospero **Pro Fortran-77** is a full implementation of the ANSI standard version of Fortran-77. The program comes with a manual and a disk containing the two-pass Fortran compiler and the linker. It does not come with an editor, however, so you will need a text editor or word processor to use this package.

I found I could use the software on either the ST's double-sided disk drive or two single-sided drives. The compiler supports all GEM AES and VDI calls as well as the TOS environment commands. Writing a program with full GEM support should be relatively easy.

This is a *very* complete Fortran package. The language supports 1-, 2- and 4-byte integers and logicals, 4- and 8-byte floating point numbers and

complex numbers. As in standard Fortran the lines are 72 columns long and character names can be only six characters. Implicit type checking is also implemented as well as the standard default Fortran work file. The most files you can have open at one time is 15. GEM support deviates from the Fortran standard, because the company followed all the C definitions for the VDI and AES interfaces.

The first thing you will discover about the Pro Fortran compiler is that the language requires a memory resident section to be installed before anything else will run. This brings up an interesting question: Does Prospero want royalties for use of their memory resident section? I found that their copyright agreement states that you are buying this package *for your sole use only* and that you will not disassemble or alter the software for your own use.

From this I would conclude that if you intend to use this software for anything other than your own use, you'd be wise to contact Prospero Software for any agreements necessary.

The compiler and linker prompt you for the necessary information. The compiler also has optional prompts for all compile parameters. There is also a configuration program to customize the default settings. The compile time is relatively fast and the resulting code is compact. The only real hitch to writing your own program is the lack of an editor.

I used a Sieve test to measure the speed of the compiler on my 520ST (with one megabyte of memory and two disk drives). I found that the program compiled and linked in two minutes and 46 seconds, producing a program 4,758 bytes long. My running time for this program was 11 minutes and eight seconds, compared to 13 minutes, 21 seconds for ST Basic, and 2.53 *seconds* for Digital Research C.

Fortran-77 follows all the standard Fortran syntax and you should have no trouble moving your source code to a mainframe computer once it is running. I was impressed with the quality of the package and the ease of its use, but the copyright agreement

continued on next page

would make me want a second look. Also, I am concerned that the program runs so slowly.

But this is generally a very good implementation of Fortran-77. If you are a programming student or need to learn or use Fortran-77 in your college studies, this would be a worthwhile investment.

HIPPO BACKGAMMON

Hippopotamus Software
985 University Ave
Los Gatos, CA 95030
(408) 395-3190
\$39.95

Reviewed by Harvey Bernstein

One of the great disappointments for 8-bit Atari users is the lack of a good backgammon program. Fortunately, ST owners now have their needs met with **HippoBackgammon**. This new game from Hippopotamus Software simulates a backgammon board in living color and offers a choice of two computer "robot" opponents to play against.

Both robots play a good game, but the more challenging opponent seemed to be Robot B. Each can be set to play at either beginner, intermediate, or advanced mode, but the more experienced player will want to stay with the advanced.

By far, the most unique feature of HippoBackgammon is its ability to modify, or "reprogram," the robot opponents. The decision tree used by each robot is in two parts, the cortex and the neurons. From within the cortex, you can control the likelihood that a robot will offer or accept the doubling cube, how frequently blots will be left and where, how many pieces to keep on a particular point and strategy for bearing off. The neurons can be adjusted to determine the relative importance of any point.

Excellent use is made of the ST interface and play is completely intuitive. You use the mouse to roll your dice and move your pips. The drop-down windows allow you to choose which robot you wish to play against,

change board colors, save a game or switch sides. You can even play from a pre-set position—an option usually found only in chess programs.

My only quibble with HippoBackgammon is a small design flaw. The game lets you pass the dice back to the robot without moving your pieces, allowing you to ignore a normally bad roll. However, since most ST owners and all **ST Resource** readers are completely honest, they should have no difficulty in overcoming this temptation. At any rate, this is a good, solid translation of the popular board game and should be welcomed by any backgammon player who owns an ST.

WINNIE THE POOH

Sierra On-Line
Coarsegold, CA 93614
(209) 683-6858
\$24.95, age 7 and up

Reviewed by Rebecca Guber, Age 8
(Typing by Sol Guber)

Winnie the Pooh in the Hundred Acre Woods is a very good program. It is one of the best kids' adventure games that I have ever played. It has excellent graphics, but I wish that it had more screens.

The object of Winnie the Pooh is to return things to their owners before the blustery wind comes and blows them away. There are 10 things that you need to find and return. You have to go to the screen where the thing is. The objects are hoes, or scarves, or carrots. You must figure out not only whom they belong to, but also how to get from where you are to where the person is.

Before I forget, let me tell you some more about the screens. You start out in a room and there are some directions on the bottom of the screen. On the top of the screen there is usually a really nice picture about the words on the bottom. You have to know how to read to play this game, because it is a lot like the Winnie the Pooh books. But the reading isn't too hard. Maybe a second grader might have a

few problems, but not too many. You can leave the room by moving North, East, or West. If you pick South, the computer tells you that you can't go in that direction. You are then in some woods and there is a little story under the new picture. Sometimes there is also a thing in the picture. You can pick it up or not. You can carry only one thing at a time.

Before I forget again, let me tell you more about choosing what you want to do. This program was written for the Atari 520 ST and it works with a mouse. When you come to a screen, there are sometimes choices about what you can do there. Each choice has a number before it. To do the choice, you can press the number and then press [RETURN]. To go North, all you have to do is press [N]. I will let you guess what letter you need to go South. There is an arrow that you move with the mouse. You can move the arrow to a choice and press the button and it is the same as if you typed it.

So what you do is Pick up something, go to the person that it belongs to and Drop the thing there. There are 10 things to pick up in any game and my dad (who knows how to cheat a lot) says that there are 40 different things in all the games. You have to figure out what goes to all of Winnie's friends like Christopher Robin, Owl, Kanga and Roo, Eeyore and Rabbit. My Dad says that I forgot Tigger, but I did that on purpose. I don't think that Tigger should be in this game because he makes me cuss whenever he comes onto a screen. What he does is pick you up and bounce you around and you drop everything.

One other thing is that there is a toy box where you can go and save the game so that you can come back later and continue. There are also music and sing alongs in this game, with the words at the bottom of the screen.

The box says that the program will teach reading skills, map skills and logical thinking. It does teach reading because you have to read the bottom of the screen exactly. There is a map included and you need it to learn to get around the Hundred Acre Woods.

I am not sure if it teaches logical thinking or not, since it is usually obvious who the things belong to. Otherwise I could always ask Owl for a hint.



I really liked this game and will play it some more since it changes after you return everything and then there is a party for you.

ST GEM PROGRAMMER'S REFERENCE

Abacus Software
P.O. Box 7211
Grand Rapids, MI 49510
(616) 241-5510
414 pages, 1986
\$19.95

Review by Russell Magnuson

For many of us who purchased 520STs early, the lack of documentation was a big disappointment. Fortunately this situation is beginning to ease with the introduction of Abacus Software's impressive line of ST guidebooks. The latest Abacus title is **Atari ST GEM Programmer's Reference** by Norbert Szczepanowski and Bernhard Gunther.

The GEM Programmer's Reference is advertised as "the complete guide to programming the ST using the Graphics Environment Manager." It contains a great deal of very useful information, but is probably not the only book you will ever need for programming your ST computer using the GEM interface.

The text is divided into four main sections—ST GEM Organization, Programming with GEM, VDI and AES. Also included are appendices with an

overview of the VDI and AES functions, and a listing of the 68000 instruction set along with a complete index.

GEM program examples in C and assembly language along with function call descriptions are provided. However, programmers seriously interested in exploring the GEM environment should be prepared to dig in, make notes, and spend lots of time compiling and recompiling the example programs.

A section on the Atari ST Developer's Package lists the various programs and utilities provided in this professional kit and gives short explanations of how to use them. The authors describe which files have to be on your work disk when compiling or assembling a program. Also included are instructions for using the MINCE editor, creating batch files, and compiling and linking C source files.

A section on the 68000 assembler lists the assembler options and source code directives that can be used when assembling a 68000 assembly language source file. A few programming examples in both C and assembly language help the user get a feel for compiling and assembling their own programs.

The value of the ST GEM Programmer's Reference really becomes apparent in the chapter on the VDI (Virtual Device Interface). VDI is the method GEM provides for interfacing to graphic routines such as drawing lines, circles, or rectangles. Parameters for each GEM VDI function call are described fully enough to provide the programmer with sufficient information to make a function work properly.

This is important because GEM is *very* particular about the input/output parameters you send it. You must know how to initialize them properly before trying to use a VDI/AES call in your program.

All of the available graphic functions on the ST are covered, along with their respective C function names. Complete and excellent program examples demonstrate how to draw a filled ellipse, rectangle and circle, and create graphic text output.


The chapter on AES (Applications Environment Services) describes the routines that GEM uses to provide services like drop-down menus, dialog boxes, or windows. There are sections on multi-tasking, window techniques and the graphics library. Each GEM AES function call is briefly described and its required parameters are listed. Program examples demonstrate how to open a window, display a warning box and create a menu bar.

Missing from the ST GEM Programmer's Reference is a comprehensive "nuts and bolts" discussion on how data is passed back and forth between GEM function calls and what form GEM expects this data to be in. This information is essential if a compiler other than Digital Research's CPM/68K C compiler (part of the Atari Developer's Kit) is to be used for generating program code with the GEM interface.

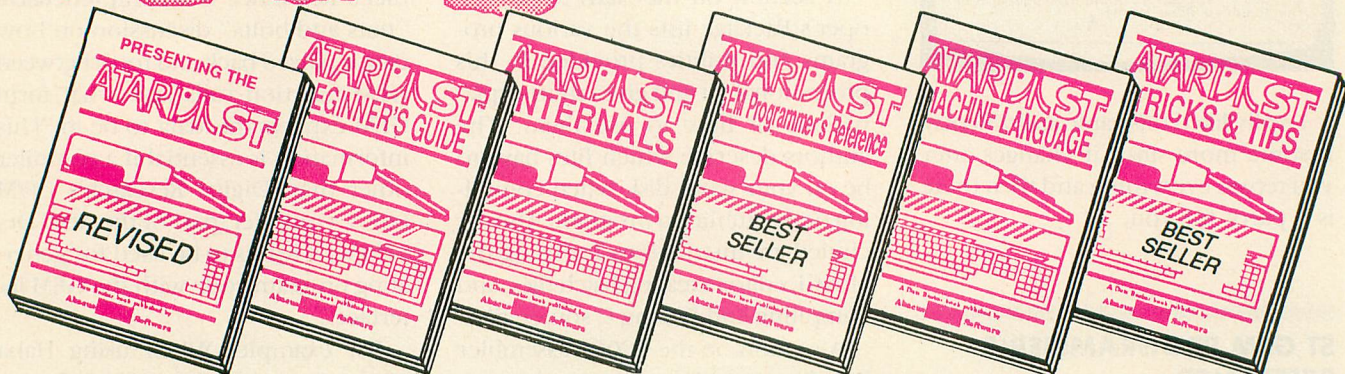
For example: When using Haba Hippo-C to compile and run the example programs, I found that all the **int** variable declarations had to be changed to **short** in order for the GEM calls to do anything but crash. It turns out DRI's C compiler defaults **int** to 16-bit data while Hippo's **int** defaults to 32 bits.

All things considered, the ST GEM Programmer's Reference helps fill a large information gap about the Atari ST computers. It shows signs of being rushed to print, and because of the wide scope of information covered, some topics are treated far too briefly to be understood fully from this text. But after all, this is a reference book and not a tutorial.

The book's best features are its concise listing of the GEM function calls and parameters, plus the short program examples found at the end of each chapter. I compiled and ran several of these programs using Hippo-C with only minor changes. An optional disk containing the programs is also available for \$14.95.

At \$19.95, the softbound 414-page ST GEM Programmer's Reference should be considered an excellent value, providing the documentation necessary to begin exploring the GEM programming environment. 

HOT OFF THE PRESS



PRESENTING THE ST
Gives you an in-depth look at this sensational new computer. Discusses the architecture of the ST, working with GEM, the mouse, operating system, all the various interfaces, the 68000 chip and its instructions, LOGO. 200pp \$16.95

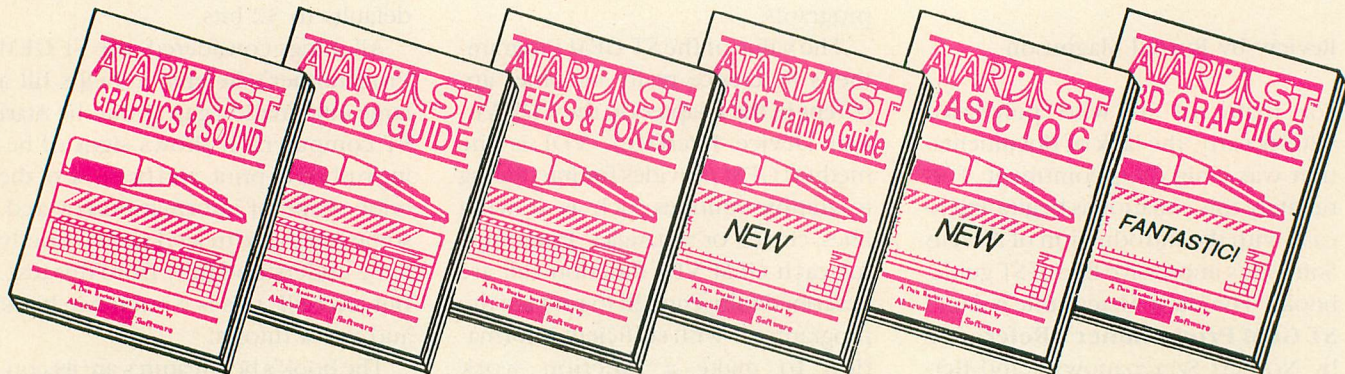
ST Beginner's Guide
Written for the firsthand ST user. Get a basic understanding of your ST. Explore LOGO and BASIC from the ground up. Simple explanations of the hardware and internal workings of the ST. Illustrations, diagrams. Glossary. Index. 200pp \$14.95

ST INTERNALS
Essential guide to the inside information of the ST. Detailed descriptions of sound and graphics chips, internal hardware, I/O ports, using GEM. Commented BIOS listing. An indispensable reference for your ST library. 450pp \$19.95

GEM Programmer's Ref.
For serious programmers needing detailed information on GEM. Presented in an easy-to-understand format. All examples are in C and assembly language. Covers VDI and AES functions. No serious programmer should be without. 410pp \$19.95

MACHINE LANGUAGE
Program in the fastest language for your ATARI ST. Learn 68000 assembly language, its numbering system, use of registers, structure & important details of instruction set, and use of internal system routines. Geared for the ST. 280pp \$19.95

ST TRICKS & TIPS
Fantastic collection of programs and info for the ST. Complete programs include: super-fast RAM disk; time-saving printer spooler; color print hardcopy; plotter output hardcopy; creating accessories. Money saving tricks and tips. 260pp \$19.95



ST GRAPHICS & SOUND
Detailed guide to graphics and sound on the ST. 2D & 3D function plotters, Moiré patterns, graphic memory and various resolutions, fractals, recursion, waveform generation. Examples written in C, LOGO, BASIC and Module2. 250pp \$19.95

ST LOGO GUIDE
Take control of your ST by learning ST LOGO—the easy to use, powerful language. Topics include: file handling, recursion-Hilbert & Sierpinski curves, 2D and 3D function plots, data structure, error handling. Helpful guide for ST LOGO users. \$19.95

ST PEEKS & POKES
Enhance your programs with the examples found within this book. Explores using different languages BASIC, C, LOGO and machine language, using various interfaces, memory usage, reading and saving from and to disk, more. 280pp \$16.95

BASIC Training Guide
Thorough guide for learning ST BASIC programming. Detailed programming fundamentals, commands descriptions, ST graphics & sound, using GEM in BASIC, file management, disk operation. Tutorial problems give hands on experience. 300pp \$16.95

BASIC TO C
Move up from BASIC to C. If you're already a BASIC programmer, you can learn C all that much faster. Parallel examples demonstrate the programming techniques and constructs in both languages. Variables, pointers, arrays, data structure. 250pp \$19.95

3D GRAPHICS
FANTASTIC! Rotate, zoom, and shade 3D objects. All programs written in machine language for high speed. Learn the mathematics behind 3D graphics. Hidden line removal, shading. With 3D pattern maker and animator. \$24.95

The ATARI logo and ATARI ST are trademarks of Atari Corp.

Abacus Software

P.O. Box 7219 Dept. A8 Grand Rapids, MI 49510 - Telex 709-101 - Phone (616) 241-5510

Optional diskettes are available for all book titles at \$14.95

Call now for the name of your nearest dealer. Or order directly from ABACUS with your MasterCard, VISA, or Amex card. Add \$4.00 per order for postage and handling. Foreign add \$10.00 per book. Other software and books coming soon. Call or write for your free catalog. Dealer inquiries welcome—over 1400 dealers nationwide.

New Products

by GIGI BISSON,
Antic Assistant Editor

With the **OS-9 68000** operating system (\$299 including BASIC, \$249.95 without), up to five STs can be linked to function as a multi-user, multi-tasking system with the ability to send files from one ST to another. Or five dumb terminals could access a single 1040ST with 10 megabyte hard disk drive. The optimum number of stations sharing an OS-9 system would actually depend on the total amount of memory available and the memory requirements of each application in use.

Full-function C and Pascal compilers (\$395 each) are available. The UNIX-like operating system can run many C programs designed to run under UNIX. An ST using OS-9 can also run other OS-9 applications, such as Lifetree Software's ST version of the **Volkswriter Deluxe 2.2**, word processor (\$295), an established IBM PC product compatible with the Hewlett Packard Laserjet printer.

MicroTrends President Jim Solomon calls this a "minicomputer environment on a micro," and is marketing the operating system for schools, businesses, and in science and engineering as an intelligent workstation, especially on the 1040ST.

The possibilities include accessing a single **KnowledgeSet CD-ROM Player** from several ST terminals in a library or school. Or even using the Atari 800XL running VT-52 terminal emulation software as a dumb terminal attached by cable to the ST to run text-based OS-9 applications.

A totally character-based operating system, OS-9 doesn't use the ST's graphics, the mouse or GEM. "But there may be many graphic possibilities down the road," Solomon says.

MicroTrends, Inc., 650 Woodfield Drive, Suite 730, Schaumburg, IL 60195. (312) 310-8928. FINAL.

Lifetree Software, 411 Pacific Street, Monterey, CA 93940. (408) 373-4718. PRESS.

Atari ST and IBM PC computers can share information and software on **Imagi-**

net (\$495), the first local area network for the ST. Imagnet can support up to 63 computers and is fully compatible with BMB's **The Manager** (\$195), a full-function database and report generator for the ST. Identical to BMB's \$695 IBM version of The Manager, the database can be shared between both machines even when used without the network.

BMB's **File Server System** (\$895) for the ST is actually a dedicated IBM PC clone computer with a 20-megabyte hard disk. The file server can accommodate 63 STs linked to BMB's Imagnet.

BMB Compuscience, 500 Steeles Avenue, Milton, Ontario L9T 3P7. (416) 826-2516. FINAL.

Sig Hartmann, president of software for Atari Corp., calls **ST One Write** "the kind of software that will sell the ST computer." He's right. ST owners have been waiting for any accounting package—especially a small business accounting package.

Announced at the Spring COMDEX in Atlanta, **ST OneWrite Cash Disbursements** (\$129.95) marks game company Sierra On-Line's first entry in the productivity software market. Based on the uncomputerized "one-write" or "pegboard" accounting system used in millions of small businesses, it uses ST graphics to visually recreate familiar "one write" checks, balance sheets and forms. Sierra will follow with accounts receivable and general ledger programs in the Fall.

Kids age 8-12 learn about the American work ethic, how to handle money and make change as America's favorite duck works to earn money to build a playground in **Donald Duck's Playground**, (\$24.95) Sierra's second ST educational game.

Sierra On-Line, Inc., Coarsegold, CA 93614. (209) 683-6858. FINAL.

Designed by Lee Isgur, top Wall Street financial analyst and VP of Paine Webber, New York, **Isgur Portfolio System** helps both casual investors and full time professionals compile and manage information to make investment decisions. It instantly updates your personal stock portfolio with data from online services such as Dow Jones and CompuServe by utilizing **I*S Talk**, a complete telecommunications program included with the package. The price, \$199.95 is \$50 lower than the IBM-PC version and it utilizes the GEM interface.

If you make a mistake, you'll hear **Thunder!** This \$39.95 writer's assistant package makes a 50,000-word real time spelling checker, abbreviations expander and a statistics report generator available from the desktop within other programs such as word processors and databases. The abbreviations expander will automatically expand any two stroke abbreviation into full form—turning US into United States for example. A document analyzer counts word statistics including a readability score based on the Flesch index, a test indicating how many years of schooling an average reader needs to understand what you've written. Coming soon: **Paperclip Elite**, the ST version of the popular 8-bit word processor.

Batteries Included, 30 Mural Street, Richmond Hill, Ontario, L4B 1B5, Canada. (416) 881-9816. FINAL.

Regent Base (\$99.95) is a full-function GEM relational database. Commands are in simple English and the GEM interface is used extensively, with windows, drop-down menus and mouse. The 100% machine language program uses all available memory, has 15 printer drivers and is not copy protected. Regent Base indexes multiple fields within a table and can sort three fields simultaneously. It is compatible for mail-merge with **Regent Word II** (\$99.95), the word processor newly reissued in a full GEM version with a 30,000-word spelling checker. Owners of Regent Word I can upgrade to the new version for \$25.

Regent Software, 7131 Owensmouth, Suite 45A, Canoga Park, CA 91303. (818) 883-0951. FINAL.

Software Toolshop Ltd. has converted its entire range of CP/M-80 software to the Atari 3 1/2-inch disk format, including **Prospero Pascal**, **Borland Turbo Pascal** and **Microsoft Macro 80**. All require the Atari Corp. CP/M emulator. For a catalog write:

Software Toolshop, 180 High Street North, Dunstable Beds LU6 1AT. Great Britain (0582) 699657. PRESS.

Action Pak (4in1) gives you four useful applications on a single \$39.95 disk. Disk Labeler prints ST labels with as many

continued on next page

as 38 alphabetized file titles. Banner prints giant placards in any of five fonts and is compatible with DEGAS. Synfile Converter will transfer SynFile+ 8-bit database files into ST database files via a null modem. Typewrite is a line-at-a-time typewriter that installs as a desktop accessory and is always handy for addressing envelopes, filling out forms, or typing short memos.

Action Software, 69 Clementina Street, San Francisco, CA 94105. (415) 974-6638. FINAL.

The makers of the Pawn graphic adventure game announced **Starglider** (\$44.95), a strategic simulation in three dimensions. This is the first of Firebird's Rainbird series of adventure games.

Firebird, 74 North Central Avenue, Ramsey, NJ 07746. (201) 934-7373. PRESS.

"It's definitely not a direct port of the 8-bit version of **Silent Service**," says John Fredrick at MicroProse. The \$39.95 ST version of the best-selling submarine warfare simulation game utilizes ST sound, graphics and highly detailed maps that you can zoom in and out of.

MicroProse, 120 Lakefront Drive, Hunt Valley, MD 21030. (301) 667-1151. FINAL.

Dac-Easy, (\$69.95) the IBM accounting package named InfoWorld's 1985 Product of the Year, has been ported directly to the ST. It includes general ledger, accounts receivable, accounts payable, purchase order, control billing, inventory and forecasting (but not payroll or taxes). It is the tool Dac Software Inc. uses to do its own multi-million-dollar-a-year accounting. FINAL.

Dac Software, Inc., 4801 Spring Valley Road, Building 110 B, Dallas, TX 75244. (214) 458-0038. FINAL.

Michtron has released several new products—for a total of 28 in their entire ST line. **The Personal Money Manager** (\$49.95), a personal accounting package utilizes GEM; **Cornerman**, a Sidekick-style desktop utility includes clock, calculator, phone book and more; **DFT** (\$49.95) transfers files between the ST and IBM PC; **DOS Shell** (\$39.95) mimics the MS-DOS command structure with global commands; **Kissed** (\$39.95) is an odd

name for this a full screen editor and debugger; Destroy enemy spies in **Major Motion** (\$39.95). Infiltrate enemy gold mines in **Gold Runner** (\$39.95), a 63-screen color game. Or play **Time Bandits** (\$39.95). This arcade adventure from England took eight months and 300K of machine code to create and "uses the ST graphics to the max" says Michtron president Gordon Monnier.

Michtron, 576 Telegraph, Pontiac, MI 48053. (313) 334-5700. FINAL.

Protect your rolling rodents with the **MousePad** (\$9.95). This 9x11 inch piece of nylon-covered neoprene rubber gives the mouse ball a safe, smooth, dust-free surface to roll on with more traction and control than your lumpy, bumpy desk.

Mousetrak, Inc. 3047 St. Helena Way, St. Helena, CA 94574. (707) 963-8179. FINAL.

The slightly smaller **WestRidge Mouse Pad** (\$8) is not just another pretty piece of rubber. It reduces fatigue, reduces mouse ball wear and enhances cursor control.

West Ridge Designs, 305 N.W. 12th, Portland OR 97209. (503) 248-0053. FINAL.

What a great idea. One printer, several "Plug n' Print" interfaces (\$99 each) and the **Okimate 20 Color Printer** (\$169) is compatible with many computers—including the ST. It prints more than 125 shades of color, creating high resolution pictures or overhead projection graphics on acetate. The Oki also has several built-in type fonts including fine print and superscripts, and prints 80 characters per second in draft mode, 40 cps in letter quality mode.

Okidata, 532 Fellowship Road, Mt. Laurel, NJ 08054. (609) 235-2600. FINAL.

Audio Light **Slideshows** in Christmas, General Interest and Halley's Comet themes (\$15 each) are animated musical presentations created with the **N-Vision** program and Activision's **Music Studio**. (**Antic** uploaded the Christmas show, featuring traditional carols and scenery, onto CompuServe SIG *ATARI last December.) Halley's Comet uses an advanced

version of N-Vision's **A-Light Slideshow** program (included with all three disks) to create a rudimentary but impressive form of animation by squeezing more picture files on the disk and speeding up the file display.

Audio Light, Inc., 146 Town Terrace, Suite 4, Los Gatos, CA 95030. (408) 395-0838. FINAL.

Henry's Fundamental BASIC is an easy-to-use fundamental BASIC language interpreter aimed at the home user. This \$49.95 subset of **Philon Fast/Basic M** (\$129), Philon's more sophisticated compiler, offers full syntax compatibility.

Philon, Inc., 641 Avenue of the Americas, New York, NY 10011. (212) 807-0303. FINAL.

STKey (\$29.95) lets you program the ST function keys to accept customized commands for your application programs and access them from the desktop. **Disk-menu**, a \$49.95 archive and backup utility, can also split large files between disks and recover lost disk space.

Solid Applications, Inc., 1333 Moon Drive, Yardley, PA 19067. (215) 736-2449. FINAL.

Atari ST Logo by Martin Sims (\$16.95), a thick book packed with beginner-level Logo programming tutorials, is profusely illustrated with flow charts and photographs of programming examples as they appear on the screen. Includes information on how to create simple 3-D pictures in Logo, and tutorials describing how to program an electronic clock and an interactive logic game.

Hayden Book Company, 10 Mullholland Drive, Hasbrouck Heights, NJ 07604. (201) 393-6306. FINAL.

New ST product notices are compiled from information provided by the products' manufacturers. Antic assumes no responsibility for the accuracy of these notices or the performance of the product. Each mention is followed by a code word indicating that, at press time, Antic had seen a FINAL marketable version, near-final BETA, earlier ALPHA, incomplete DEMO, or PRESS release.



SOFTWARE LIBRARY

Antic type-in listing section includes every full-length program from this issue. Listings are easier to type and proofread, easy to remove and save in a binder if you wish.

▶ ULTIMATE TYPE-IN CHARACTER EDITOR ULTRAFONT	79
▶ NO MORE DISK DISORGANIZATION FILE MASTER	82
▶ HANDY DISK DIRECTORY PRINTOUTS FLOPPY FILER	85
▶ GAME OF THE MONTH BUMBLBEE	86
▶ RUN YOUR 8-BIT ATARI FROM YOUR ST LINKLINE	87
▶ GRAPHCON-ST: PART 2 ONLINE PICTURE VIEWER	95
▶ USEFUL PROGRAMMING HINTS TECH TIPS	102
TYPING SPECIAL ATARI CHARACTERS	78
HOW TO USE TYPO II	79

DISK SUBSCRIBERS: Programs for 8-bit Atari computers can be used immediately. Just follow instructions in the accompanying magazine articles. ST Owners: See monthly disk's ST Help File for instructions on how to transfer programs to 3-1/2 inch disk.

No part of this publication may be reproduced, stored in a retrieval system, or transmitted, in any form or by any means, electronic, mechanical, photocopying, recording or otherwise, without the prior written permission of the publisher.

Antic program listings are typeset on the Star's SB-10 printer—from Star Micronics, Inc., 200 Park Avenue, New York, NY 10166.

TYPING SPECIAL ATARI CHARACTERS

Antic printed program listings leave a small space between each Atari Special Character for easier reading. Immediately below you will see the way **Antic** prints all the standard Atari letters and numbers, in upper and lower case, in normal and inverse video.

```

ABCDEFGHIJKLMN OPQRSTUVWXYZ
ABCDEFGHIJKLMN OPQRSTUVWXYZ
abcdefghijklmnopqrstuvwxyz
abcdefghijklmnopqrstuvwxyz
0123456789          0123456789
  
```

The Atari Special Characters and the keys you must type in order to get them are shown in the two boxes below.

NORMAL VIDEO				INVERSE VIDEO			
FOR THIS	TYPE THIS	FOR THIS	TYPE THIS	FOR THIS	TYPE THIS	FOR THIS	TYPE THIS
♥	CTRL ,	●	CTRL T	☒	⌘ CTRL ,	☐	⌘ CTRL Y
☐	CTRL A	☐	CTRL U	☐	⌘ CTRL A	☐	⌘ CTRL Z
☐	CTRL B	☐	CTRL V	☐	⌘ CTRL B	☐	ESC
☐	CTRL C	☐	CTRL W	☐	⌘ CTRL C	☐	SHIFT
☐	CTRL D	☐	CTRL X	☐	⌘ CTRL D	☐	DELETE
☐	CTRL E	☐	CTRL Y	☐	⌘ CTRL E	☐	ESC
☐	CTRL F	☐	CTRL Z	☐	⌘ CTRL F	☐	SHIFT
☐	CTRL G	⌨	ESC ESC	☐	⌘ CTRL G	☐	INSERT
☐	CTRL H	↑	ESC CTRL -	☐	⌘ CTRL H	☐	ESC
☐	CTRL I	↓	ESC CTRL =	☐	⌘ CTRL I	☐	CTRL
☐	CTRL J	←	ESC CTRL +	☐	⌘ CTRL J	☐	TAB
☐	CTRL K	→	ESC CTRL *	☐	⌘ CTRL K	☐	ESC
☐	CTRL L	◆	CTRL .	☐	⌘ CTRL L	☐	SHIFT
☐	CTRL M	♣	CTRL ;	☐	⌘ CTRL M	☐	TAB
☐	CTRL N	⏪	SHIFT =	☐	⌘ CTRL N	☐	⌘ CTRL .
☐	CTRL O	⌨	ESC	☐	⌘ CTRL O	☐	⌘ CTRL ;
+	CTRL P	⌨	SHIFT	☐	⌘ CTRL P	☐	⌘ SHIFT =
☐	CTRL Q		CLEAR	☐	⌘ CTRL Q	☐	ESC CTRL 2
☐	CTRL R	⏪	ESC DELETE	☐	⌘ CTRL R	☐	ESC
☐	CTRL S	⏩	ESC TAB	☐	⌘ CTRL S	☐	CTRL
				☐	⌘ CTRL T	☐	DELETE
				☐	⌘ CTRL U	☐	ESC
				☐	⌘ CTRL V	☐	CTRL
				☐	⌘ CTRL W	☐	INSERT
				☐	⌘ CTRL X		

Whenever the CONTROL key (CTRL on the 400/800) or SHIFT key is used, *bold it down* while you press the next key. Whenever the ESC key is pressed, *release* it before you type the next key.

Turn on inverse video by pressing the Reverse Video Mode Key ☐. Turn it off by pressing it a second time. (On the 400/800, use the Atari Logo Key ⌘ instead.)

Among the most common program typing mistakes are switching certain capital letters with their lower-case counterparts—you need to look especially carefully at P, X, O and 0 (zero).

Some of Atari Special Characters are not easy to tell apart from standard alpha-numeric characters. Usually the Special Characters will be boxed. Compare the two sets of characters below:

SPECIAL		STANDARD	
☐	☐ CTRL F	/	☐ /
☐	☐ CTRL G	\	☐ SHIFT +
☐	☐ CTRL N	-	☐ SHIFT -
☐	☐ CTRL R	-	☐ -
☐	☐ CTRL S	+	☐ +

HOW TO USE TYPO II

TYPO II is the improved automatic proofreading program for Antic's type-in BASIC listings. It finds the exact line where you made a program typing mistake.

Type in TYPO II and SAVE a copy to disk or cassette. Now type GOTO 32000. When you see the instruction on the screen, type in a single program line **without the two-letter TYPO II code** at left of the line number. Press [RETURN].

Your line will reappear at the bottom of the screen with a two-letter TYPO II code on the left. If this code is not exactly the same as the line code printed in the magazine, you mistyped something in that line.

To call back any line previously typed, type an asterisk [*] followed (without in-between spaces) by the line number, then press [RETURN]. When the complete line appears at the top of the screen, press [RETURN] again. This is also the way you use TYPO II to proofread itself.

To LIST your program, press [BREAK] and type LIST. To return to TYPO II, type GOTO 32000.

To remove TYPO II from your program, type LIST "D:FILENAME",0,31999 [RETURN] (Cassette owners LIST "C:"). Type NEW, then ENTER "D:FILENAME" [RETURN] (Cassette—ENTER "C:"). Your program is now in memory without TYPO II and you can SAVE or LIST it to disk or cassette.

Owners of the BASIC XL cartridge from O.S.S. type SET 5,0 and SET 12,0 before using TYPO II.

Type the
Codes!

Don't type the
TYPO II Codes!

```
WB 32000 REM TYPO II BY ANDY BARTON
UM 32010 REM VER. 1.0 FOR ANTIC MAGAZINE
HS 32020 CLR :DIM LINE$(120):CLOSE #2:CLO
SE #3
BN 32030 OPEN #2,4,0,"E":OPEN #3,5,0,"E"
YC 32040 ? "K":POSITION 11,1:? "
EM 32050 TRAP 32040:POSITION 2,3:? "Type
in a program line"
HS 32060 POSITION 1,4:? " ":INPUT #2:LINE
$:IF LINE$="" THEN POSITION 2,4:LIST B
:GOTO 32060
XH 32070 IF LINE$(1,1)="*" THEN B=VAL(LIN
E$(2,LEN(LINE$))) :POSITION 2,4:LIST B:
GOTO 32060
TH 32080 POSITION 2,10:? "CONT"
MF 32090 B=VAL(LINE$:POSITION 1,3:? " ":
NY 32100 POKE 842,13:STOP
CN 32110 POKE 842,12
```

```
ET 32120 ? "K":POSITION 11,1:? "
":POSITION 2,15:LIST B
CE 32130 C=0:ANS=C
QR 32140 POSITION 2,16:INPUT #3:LINE$:IF
LINE$="" THEN ? "LINE ";B;" DELETED":G
OTO 32050
UV 32150 FOR D=1 TO LEN(LINE$):C=C+1:ANS=
ANS+(C*ASC(LINE$(D,D))):NEXT D
WJ 32160 CODE=INT(ANS/676)
JW 32170 CODE=ANS-(CODE*676)
EH 32180 HCODE=INT(CODE/26)
BH 32190 LCODE=CODE-(HCODE*26)+65
HB 32200 HCODE=HCODE+65
IE 32210 POSITION 0,16:? CHR$(HCODE);CHR$
(LCODE)
UG 32220 POSITION 2,13:? "If CODE does no
t match press and edit line a
bove.":GOTO 32050
```

ultimate type-in character editor

ULTRAFONT

Article on page 29

LISTING 1

Don't type the
TYPO II Codes!

```
WT 10 REM CHARACTER FONT
YO 20 REM BY STEVEN LEE
GL 30 REM (c) 1986, ANTIC PUBLISHING
VE 40 DIM DEV$(1),DAT$(91)
MX 50 GRAPHICS 0:? :? "CASSETTE or DISK":
:INPUT DEV$:IF DEV$(1)="C" AND DEV$(1)="D"
THEN 50
JB 60 IF DEV$="C" THEN OPEN #1,8,0,"C":F
OR I=1 TO 35:READ A:PUT #1,A:NEXT I:GO
TO 80
ZY 70 OPEN #1,8,0,"D:CHARFONT.OBJ":PUT #1
,255:PUT #1,255:PUT #1,216:PUT #1,34:P
UT #1,109:PUT #1,61
MK 80 RESTORE 1000:TRAP 200:LINE=1000:? "
K":? "LINE "
OW 90 POSITION 7,1:? LINE:READ DAT$:L=LE
N(DAT$):IF L<90 AND L<22 THEN 190
LD 100 IF LINE<>PEEK(183)+PEEK(184)*256 T
HEN ? " IS MISSING!":CLOSE #1:END
CS 110 SUM=0:FOR I=1 TO L-1 STEP 2
LX 120 DIGIT=ASC(DAT$(I,I))-48:DIGIT2=ASC
(DAT$(I+1,I+1))-48
EJ 130 BYTE=(DIGIT-(DIGIT*9)*7)*16+(DIGIT
2-(DIGIT2*9)*7)
IE 140 PUT #1,BYTE:SUM=SUM+BYTE:NEXT I
ZQ 150 READ CHECK:IF CHECK<>SUM THEN 190
NR 160 LINE=LINE+10:IF L=90 THEN 90
FZ 170 IF DEV$="C" THEN FOR I=1 TO 71:PUT
#1,0:NEXT I:CLOSE #1:END
PA 180 PUT #1,224:PUT #1,2:PUT #1,225:PUT
#1,2:PUT #1,146:PUT #1,37:CLOSE #1:EN
D
JB 190 ? " NEEDS CHECKING!":CLOSE #1:END
KH 200 ? :? "ERROR #":PEEK(195):CLOSE #1:
END
UH 210 DATA 0,54,181,34,215,34,169,60,141
,2,211,169,0,141,231,2,133,14
XH 220 DATA 169,80,141,232,2,133,15,169,1
46,133,10,169,37,133,11,24,96
FW 1000 DATA 00003C666666E6060000006E666666
667E00003C7E66666667E00007C666666667E00
007EDB1818181800003C666E,3199
BM 1010 DATA 60607C00003C7E66666666000066
6666767E7E6060606666663C00007E666666666E6
00007E6666666666700001818,3587
JG 1020 DATA 1818181800007C60606E6663C0000
7C60606060E000006666666667E3C00007E7E6E
6666E600000060607E666667E,3454
KU 1030 DATA 0000006666663C1818000000000000
1E306000000000000000C1800000000000C1838
6060301C0606CC7818FE3030,1592
```

continued on next page

0890F5A4BD88C4CFB00BA000B1B0A00791B24C
002EA007A5C591B2C6BCD0B7,6482
TI 1650 DATA 20AA324CAA26A5CE85BCA5CF85BD
209634C6BDF00B20BD34A6BEED823D208B34A4
LZ BDC8C4CFD006A007B1B285C5,6048
1660 DATA A006B1B2C891B2888810F7A5BDF0
0BA007B1B0A00091B24C532EA000A5C591B2C6
KL BCD0B920AA324CAA26A5CF85,6057
1670 DATA BDA90785BA1808A5CE85BC209634
4CBB2E20BD34A6BEED823D208B34A4BAB1B028
WZ 2A0891B0C6BCD0E828B1B269,5623
1680 DATA 0091B2C6BA10D1C6BDD0C920AA32
4CAA26A5CF85BDA90785BA1808A90185BC2096
344CFC2E20BD34A6BEED823D,5593
OC 1690 DATA 208B34A4BAB1B0286A0891B0E6BC
A6BCCAE4CE90E3289006B1B2098091B2C6BA10
CAC6BDD0C220AA324CAA26A9,6281
PA 1700 DATA 08D002A90485D84CAA26A90285BB
A9C585B4A93B85B20EB34A90085BF85C0A904
85BAA92985DD205F35A5B0C9,5662
RX 1710 DATA 02D02FA91385BFA90285C0A96B85
B2A93985B3208332E6BFA97385B2A93985B320
8332E6BFE6BFA97B85B2A939,6041
UV 1720 DATA 85B3208332202D27C6BDD0B32017
354CAA2620EB34A01AA23A209633202D27A5C3
C91190F7C915B0F309208D29,4712
YK 1730 DATA 3A202F36A90085BF85C0A220A903
9D4203A9289D4403A93A9D4503A9069D4A0320
56EA410034CF438A9059D4203,4044
LZ 1740 DATA A96E9D4403A93D9D4503A9149D48
03A2202056E410034CF438A200BD6E3DC99BF0
0D204C35A5C3207732E6BFE8,4828
FH 1750 DATA D0ECA9145BFB002A90085BFD002
E6C0AD6F3DC920F00C20E938202D272017354C
AA26A5C0C90390B9D202D27A9,5158
OF 1760 DATA 0085C0202F364CE92F20EB34A0E9
A239209633202E38A90785C5A220A9049D4A03
A9039D4203A96E9D4403A93D,4354
KT 1770 DATA 9D4503A9809D4B032056E410034C
F438A5C59D4203A9009D44039D4803A9209D45
03A9049D49032056E410034C,3996
LY 1780 DATA F438A9279D4403A939D4503A905
9D4803A9009D49032056E420E93820DA322017
354CAA2620EB34A0F9A23920,4337
VD 1790 DATA 9633202E38A90085C5A220A9089D
4A03D08848AD0BD4C920B00FA9348D0AD48D17
D0A90E8D18D06840C947B00F,4829
BN 1800 DATA A90A8D0AD48D17D0A9948D18D068
408A48A2048D0AD4BD27399D16D0CA10F768AA
6840A5B8F00FE6D53008A9E0,5586
IT 1810 DATA 20D4344C1E3120D23AD1C02F007
A5DCC90FF00160A5D88D1C02A5B8D06DAD8402
D02AA28020E533AD8402F0FB,5308
PX 1820 DATA 20AA34A6BE20E0349D823DA90085
C520B135200F3720DA3220BE33A90185B860AD
780285DCC90FF0344A820BE33,4786
GR 1830 DATA A6C1A4C2684AB005881002A0034A
B007C8C0049002A0004AB0055CA1002A21F4AB0
07E8E0209002A20086C184C2,4726
MD 1840 DATA 20BE3360AD8402D02F20AA34A6BE
BD823D208B34A5CC2907A8A5C82907AA38A900
6ACA10FC51B091B020AA32AD,5119
MJ 1850 DATA 7802C90FD005A2C020E533AD7802
85DC4846DCB023A4CC88301E207E35C6CC2097
35A4CAC00ED008C6CD20C936,5347
HB 1860 DATA 4C013220D2348888884CA46DCB0
25A4CCC8C4D1B01E207E35E6CC209735A4CAC0
3BD008E6CD20D8364C2A3220,5496
EY 1870 DATA D234C8C8C884CA46DCB021A6CBCA
100DA5D00A1865D065C985C9A6D0CA86CBA5C9
38E90385C91869308D00046,6148
NS 1880 DATA DCB020A6C8E8E4D0900BA5D20A0A
38E90385C9A20086CBA5C918690385C969308D
00D06885DC602003385B2A5,5762
GN 1890 DATA B11865C885B3206334A0008C9032
9848B1B2A00091B0981869288D903268A8C8C0
0790EAE6B1B1B2A01891B060,5619
YL 1900 DATA A90085BF85C0A5D785C8A2008A20
7732E6BFA5BFC9209006A90085BFE6C0E810EB
A9E085C8A6B8F004CAF00460,6452
IX 1910 DATA 20BE33A90085BCA5CD29078D1333
A5CD4A4A4A85BDA5BC0A85ED0A1865ED65D285
B2A94085B3A91085D3E6BCE,5755
IR 1920 DATA BD20BD34C6B8A6BEED823D208B34
A009848A2002901F001CA86E7B18085DA20
A0FFA95645E706DA900209FC,5672
XL 1930 DATA 06DA0890020903C891B2A9A545E7
28900209F006DA0890020903C891B2A9A545E7
28900209C006DA9002093FC8,4511
MX 1940 DATA 91B2CAD0C468A8C6D3F021A5B218

692885B29002E6B3C8C008B0034C1433A5BDC5
CFB008A9008D13334C0133E,5667
RP 1950 DATA BCA58CC5C5B0034CDE326084B486
B5A00084BAA4BAB1B4C9DBF009207732E6BFE6
BAD0EF60A00084B10A0A26B1,6333
KD 1960 DATA 0A26B185B060A5C185BFA5C285C0
206334A0F0B1B049FF91B09838E928A8C0D8D0
F1E6B1A018B1B049FF91B060,6776
NJ 1970 DATA A0088D0FDCAD0FA60A92085C8A9
0185BAD8402D030A28020E533AD8402F0FBA5
BA4901AAA92385BFA90285C0,6118
NL 1980 DATA 20E03495B6207732C6BA10D8A9E0
85C8203F36A9FF8DFC0260206231ADFC02C91C
D0034CEB26A27020E5334CF6,5549
QM 1990 DATA 33A5B7C5B6B006A6B685B686B7E6
B760A5B72003385B2A5B118692085B3A5B620
8B3460A98085B0A94285B1A4,6163
DW 2000 DATA C0F01A5B018694085B0A5B16901
85B188D0F0A5B01865BF85B09002E6B16020B0
33A5B118692085B16020BD34,5689
FM 2010 DATA A6BEED823D208B34A5B085B2A5B1
85B360A201B5CB4A4A4A18690195BCCA10F320
BD3460A900A4BD88F0061865,5456
IX 2020 DATA CE8D0FA1865BC85BEC6BE60A900
A4CA99000699010699020660A5C20A0A0A0A0A
1865C16020D234A5B885B9A9,4984
WI 2030 DATA 0285B885BFA90185C0202F3660A5
B8F00A20D23420BE33A90085B8A92285BFA901
85C060202F3620AA32A5B985,5005
AM 2040 DATA B8D00320BE3360E6DBA91085BFA9
0385C0A0E1A239209633202D27A5C3C91190F7
C5DBB0F3290F85C56C560C9,6054
TE 2050 DATA 20B005694085C360C960B00338E9
2085C360A5B8D6735A6BAA908285BF209A33E6
C0A5B41865DD85B49002E6B5,5747
MH 2060 DATA CAD0E960A90048A5CCA4D6C002F0
05C004F0014A186952AA689D800660A97E2080
35A200C002F00BC004F007A5,5272
CK 2070 DATA CC49002A2208E1CD060A5CE85BC
A5CF85BD20BD34A007A5C5F007,5900
BD823D208B34A007A5C5F007,5900
CQ 2080 DATA 1B291B04C6DF35B1B091B28810EE
A5B218690885B29002E6B3E8E4BE90D66084B0
86B1A00098C6D3A6D3E0FFD0,6948
PU 2090 DATA 04C6D4300991B0C8D0EFE6B1D0EB
60A98085D3A90285D4A000A24020F335A94085
D3A90185D4A080A24720F335,6197
MR 2100 DATA 60A90085D3A90585D4A080A24220
F33560A90285C0A92185BFA0D9A239209633C6
C0D0F160B92739208E36A900,5532
AN 2110 DATA AAC003900588888A21586BF84C0
A4BBF00618691488D0FB1869A285B4A93A6900
85B5A202A012B0C591B488CA,5728
XO 2120 DATA 10F8209A3360A21086C5C9649006
E964E6C5D0F6A20FE838E90A10FA18691A86C6
85C7A5C5C910D017A5C6C910,5954
HH 2130 DATA D007A6C7A90085C78A85C5A5C785
C6A90085C760A90885E7A9FF85E8A058A2424C
E436A92885E7A90085E8A000,6480
AE 2140 DATA A24084B086B1A20FA5B01865E785
B2A5B165E885B3A027B1B291B08810F9A5B285
B0A5B385B1CAD0BF20DA3260,6628
ND 2150 DATA A20086C86BDA5D6C903B012A006
84C5A016A5B0A0A085E0A0A4C3B37A00384
C5A00BA5B0D0A0A85ED0A0A18,4676
IT 2160 DATA 65ED65BC698085B0A9476900085B1
BD823D91B0A4C5098091B0E86B8CA5BCC5CE90
B7A90085BCE6BDA5BDC5CF90,6888
MF 2170 DATA AB6020136A90085CB85C85CDA
9DA63DE8D0FAA2239D823D9DA63ECA10F7A5CE
0A0A0A85D0A5CF0A0A0A85D1,5674
SX 2180 DATA A6CECABD36385D20A0A85C91869
308D00D0A90E85CA20DA32200F3720973560A5
B620B03385B2A5B11869E085,5094
FF 2190 DATA B3A5B1692085B1A6B6A007B1B291
B08810F9A5B218690885B285B09004E6B3E6B1
E8E4B790E360A21FA9009D5D,6346
EA 2200 DATA 3ACA10FAA90585DDA000B1B0208E
36A6DDA5C505DF9D583A5C6F01005DFE89D58
3A5C7F00605DFE89D583AC8,6030
US 2210 DATA C008B008CE8A5E09D583AE886DD4C
FA3760A98385B2A93985B3208332202D27A6BF
A5C3C97ED00FCAE01190F0A9,6117
PO 2220 DATA 00207732C6BF4C2E38C99BD02D9D
5D3DA900207732AD6E3DC944F01DC943F019C9
50F015A90F85BFA90385C0A0,5180
RN 2230 DATA 7EA23A209633202D274CF42660E0
20B0B1207732A5C49D503D6BF4C2E3886BC86
BFA98385B2A93985B3208332,5239

continued on next page


```

JI 2240 DATA 202D27A6BFA5C3C97ED012E4BCF0
F1A900207732CAA9009D563A4C9738C999BF019
C90CF008C91090D7C91AB0D3,5880
IZ 2250 DATA E026B0CF9D563A207732E8D0B9A9
0C9D563AA90020773260A220A90C9D42032056
E46098208E36A5C68D9F3AA5,5029
KR 2260 DATA C78DA03AA90F85BFA90385C0A098
A23A209633A9FF8DFC02202D274CF4264BFA0C
007A00180A00460028CA9446,4644
UZ 2270 DATA 00020405060707070307030E0E08
0802020D4D000404D00040000000000000003C0
0000000003C00000000003C0,979
DE 2280 DATA 0000000003C00000000003C000000
000000000001B1B1B1B33E30000B0B0B0B0098
8E0000FFC3C7CFDFFF0FFFC3,3558
RY 2290 DATA C3C3C3C3C3C3FF222C212E28DB3225
33342F3225DB232F3039DB27322924DB273229
24000000DB333729342328DB,3861
ZB 2300 DATA 3732293425DB292E303534DB2044
4154412020202E425954452020202020202020
2020202020200000000000,2125
EU 2310 DATA 00DB23686F6963651FDB2C6F6164
0066696C656E616D650D00DB33617665006669
6C656E616D650D00DB377269,4147
GU 2320 DATA 74650066696C656E616D650D00DB
2472697665006E756D6265721FDB44313A2A2E
3F3F549B2C696E65006E756D,3979
QB 2330 DATA 6265721FDB110E00226173696300
6F7200120E002D2CDB296E7075741A00DB2421
3421000000000000000000,2504
NF 2340 DATA 00000000000000000000000000000
000000000000000000DB2E6F00646576696365
01DB2572726F7200696E0064,2025
ZO 2350 DATA 61746101DB2572726F7200111218
DB110E00236F6C6F72003265670E00101D0000
00DB120E00236F6C6F720032,2901
CP 2360 DATA 65670E00111D000000DB130E0023
6F6C6F72003265670E00121D000000DB140E00
236F6C6F72003265670E0013,2329
DI 2370 DATA 1D000000DB150E00236F6C6F7200
3265670E00141D000000DB160E0025786974DB

```

```

UP 110E00277261706869637300,2747
2380 DATA 10000000000000140E0027726170
686963730011DB120E00216E746963006D6F64
65001400000000150E002772,2195
QT 2390 DATA 6170686963730012DB130E00216E
746963006D6F64650015DB110E002E65770063
686172616374657200736574,3596
TJ 2400 DATA 00000000DB120E00326567756C61
720063686172616374657200736574DB130E00
2C6F7765720068616C66006F,3477
YC 2410 DATA 6600636861726163746572007365
74DB110E0033637265656EDB120E0024657669
6365DB250025646974000000,3626
LI 2420 DATA 002200226C616E6B00002900296E
76657274000000000005C00336866003570DB27
002772696400000000230023,2331
FN 2430 DATA 6F70790000026002606C69700000
00000000005D0033686600246EDB3500356E64
6F0000000038003377697463,2433
BN 2440 DATA 680000000C0000296E7665727365
005E00336866002C66DB1E0035706461746500
00280C1F0028656C70003200,2635
NJ 2450 DATA 326573746F726500000005F0033
6866003274DB2D002D6F646573000000000000
003700377269746500246174,2757
FY 2460 DATA 610000002F3034292F2E00246972
00DB2B00236F6C6F72000000000000240024
61746100296E707574000000,2252
JY 2470 DATA 33252C252334002C6F6164DB3300
33686F7700736574000000002100346F700000
0000000000000000003342132,2089
RN 2480 DATA 34000033617665DB30003072696E
74007365740000003A00226F74746F6D000000
00000000110C120000003370,2376
AJ 2490 DATA 656564DB3F4832312A2B3D2D4457
3E5550534D005A41584749464B43524245302F
302F292F252FDD2E9C2E4B2E,3384
TN 2500 DATA F82D202D322B2B2B1E2BE92AD92A
842A4F2A202A032ADC294329C2285828CA27AB
2790275A274B27CB26C26C,3863
ZY 2510 DATA 26922F26C263D30B330CB26,1049


```

no more disk disorganization

FILE MASTER

Article on page 37

LISTING 1

Don't type the
TYPO II Codes! 

```

FM 10 REM FILE MASTER - VERSION 5.0
UB 20 REM BY JASON WORLEY
GL 30 REM (c) 1986, ANTIC PUBLISHING
NP 50 GOTO 2580
PL 60 C=INT(C/3)+1:FOR A=1 TO COUNT-C:LC=
A*20-20+P
FJ 70 IF AREA$(LC,LC+L-1)<=AREA$(LC+(20*C
),LC+(20*C)+L-1) THEN 120
TU 80 SAV$(1,20)=AREA$(A+C)*20-19):B=A
CG 90 AREA$(B+C)*20-19,(B+C)*20)=AREA$(B
*20-19):B=B-C
JR 100 IF B>0 THEN IF SAV$(P,P+L-1)<AREA$
(B*20-20+P) THEN 90
RD 110 AREA$(B+C)*20-19,(B+C)*20)=SAV$(1
,20)
JA 120 NEXT A:IF C>1 THEN 60
ZD 130 RETURN
LJ 140 REM PRINT LABEL SUBROUTINE
YU 150 TRAP 180:? "Disk Name";:INPUT D1$
VN 160 LPRINT D1$:LPRINT "Disk #";:DN
GK 170 FOR X=1 TO 4:LPRINT:NEXT X:RETURN
JN 180 ? :? "Make sure printer is on and
connected":GOSUB 220:POP :GOTO 680
KT 190 REM SUBROUTINE FOR SOUNDS
BU 200 TONE=14:GOTO 230:REM PROMPT TONE
UZ 210 TONE=2:GOTO 230:REM ATTEN TONE
IO 220 TONE=4:REM DANGER TONE

```

```

NL 230 FOR Z=1 TO 15:SOUND 0,10,TONE,12:N
EXT Z
VW 240 FOR Z=39 TO 1 STEP -1:SOUND 0,10,T
ONE,Z/3:NEXT Z
RI 250 SOUND 0,0,0,0:RETURN
QZ 260 REM
ZI 270 ? "No records in memory!":GOSUB
B 220
NO 280 FOR X=1 TO 200:NEXT X:GOTO 1950
DA 290 REM SORT SUBROUTINE
JI 300 IF COUNT=0 THEN GOTO 270
RE 310 TRAP 40000:N=3:CLOSE #4:OPEN #4,4,
0,"K:"
ZN 320 ? "Total number of records is ";:C
OUNT
UF 330 ? "Sort by:"
RJ 340 FOR U=0 TO 4
CW 350 POSITION 12,U+3:? SR$(U*14+1,U*14+
14):NEXT U
LT 360 POSITION 12,N:? INSR$(N-3)*14+1,(
N-3)*14+14)
JN 370 POKE 764,255:GET #4,CH
MO 380 IF CH=45 THEN IF N>3 THEN N=N-1:PO
SITION 12,N+1:? SR$(N-2)*14+1,(N-2)*1
4+14):GOTO 360
PU 390 IF CH=45 THEN POSITION 12,3:? SR$(
1,14):N=7:GOTO 360
YN 400 IF CH=61 THEN IF N<7 THEN N=N+1:PO

```



```

SITATION 12,N-1:? SR$(N-4)*14+1,(N-4)*1
4+14):GOTO 360
NN 410 IF CH=61 THEN POSITION 12,7:? SR$(
57,70):N=3:GOTO 360
FP 420 IF CH<>155 THEN 360
NQ 430 IF N=3 THEN L=3:P=12
LR 440 IF N=4 THEN L=1:P=20
QM 450 IF N=5 THEN L=14:P=1
SE 460 IF N=6 THEN L=12:P=4
TE 470 IF N=7 THEN L=3:P=16
HO 480 POSITION 2,10:? " Sort will take "
;INT(COUNT*(COUNT/500)+6);" seconds "
NV 490 FOR X=1 TO 200:NEXT X:POKE 559,0:R
EM TURN OFF SCREEN
KY 500 TRAP 40000:C=COUNT
UV 510 GOSUB 60
QS 520 POKE 559,34:? " Sort completed "
TI 530 GOSUB 210:REM ATTN SOUND
QP 540 FOR Z=1 TO 200:NEXT Z:RETURN
RA 550 REM
ZQ 560 ? :? "Press [RETURN] to continue..
";:INPUT #16,D$:RETURN
UZ 570 ? :? FNC$;" Aborted by request.":G
OSUB 560:RETURN
PD 580 REM ADD RECORDS SUBROUTINE
YO 590 ? "Do you wish to print disk labe
l$";:INPUT D$:IF D$="Y" THEN LABEL=1
ZH 600 IF LABEL THEN ? "Ready printer, pr
ess [RETURN].":INPUT #16,D$
WQ 610 ? "Do you want to enter the type"
GB 620 ? " of each file (Y or N)";
DL 630 TRAP 610:INPUT D$
YQ 640 IF D$<>"Y" THEN 680
PV 650 PSW=1:? :? "E - Educational F
- DataFile":? "U - Utility B
- Business"
QS 660 ? "H - Household G - Game":
? "P - Practical M - Music"
RG 670 ? "V - VisiCalc D - Demo":
? "L - Language"
JK 680 ? " Insert next disk and enter dis
k"
CQ 690 ? " number. Type 'END' to go to Me
nu"
PE 700 TRAP 680
LB 710 INPUT #16,D$:IF LEN(D$)=0 THEN 680
HG 720 IF D$="END" THEN 990
WP 730 DN=VAL(D$)
LN 740 IF LEN(D$)<>1 THEN 760
LS 750 D$(3,3)=D$(1,1):D$(1,2)="00"
OG 760 IF LEN(D$)<>2 THEN 780
UC 770 D$(3,3)=D$(2,2):D$(2,2)=D$(1,1):D$
(1,1)="00"
AX 780 DISKS=DISKS+1:TRAP 940
WA 790 FILE$="D":FILE$(2)=STR$(D):FILE$(3
)="*.*":OPEN #1,6,0,FILE$
NZ 800 INPUT #1;FILE$:? FILE$,:IF PSW=0 T
HEN ?
IM 810 IF FILE$(5,9)="FREE " THEN 940
QE 820 IF FILE$(3,6)="DOS " OR FILE$(3,6)
="DUP " THEN 920
UL 830 IF FILE$(3,7)="MENU " THEN 920
PD 840 SAV$="" :?IF PSW=0 THEN 870
WR 850 TRAP 40000:POKE 764,255:? "Program
Type";:INPUT SAV$
NS 860 IF SAV$="*" THEN 930
EC 870 FILE$(18,20)=", " :FILE$(19,19)=SAV
$
NT 880 COUNT=COUNT+1
RG 890 LOC=COUNT*20-19:AREA$(LOC,LOC+2)=D
$
XN 900 AREA$(LOC+3,LOC+19)=FILE$(3,19)
NY 910 AREA$(LOC+14,LOC+14)=", " :GOTO 800
FC 920 IF PSW=0 THEN 800
YX 930 ? "***Bypassed***":GOTO 800
DX 940 ? :? " End of directory, this disk
"
QL 950 ? COUNT;" Total records.":?
FU 960 POKE 764,255:GOSUB 210
PD 970 IF LABEL THEN GOSUB 150
HL 980 CLOSE #1:GOTO 680
RQ 990 REM END OF FILE;
YN 1000 ? :? "Records added: ";COUNT
UJ 1010 ? "Disks input: ";DISKS
WV 1020 GOSUB 210
LZ 1030 PSW=0:FOR X=1 TO 250:NEXT X:RETUR
N
HN 1040 REM DISPLAY/PRINT RECORDS
SW 1050 IF COUNT=0 THEN 270

```

```

QA 1060 IF N=3 THEN TRAP 1440:OPEN #3,8,0
,"P":PSW=1:GOTO 1080
KP 1070 OPEN #3,8,0,"5":SETCOLOR 2,9,0
QY 1080 LINES=0:POKE 752,1:GOSUB 1390
MY 1090 FOR X=1 TO COUNT:FILE$(1,20)=AREA
$(X*20-19,X*20)
UB 1100 IF PSW=1 THEN ? #3;" "
OW 1110 ? #3;" ";FILE$(1,3);" ";FILE$(4,
11);" ";FILE$(12,14);
JC 1120 ? #3;" ";FILE$(16,18);" ";
CP 1130 D$=FILE$(20,20):IF D$=" " THEN 5A
U$=" " :REM 8 SPACES
NQ 1140 SAV$=D$
JW 1150 IF D$="E" THEN SAV$="Educational"
NY 1160 IF D$="F" THEN SAV$="Datafile"
MI 1170 IF D$="U" THEN SAV$="Utility"
TO 1180 IF D$="B" THEN SAV$="Business"
WZ 1190 IF D$="S" THEN SAV$="System"
TX 1200 IF D$="H" THEN SAV$="Household"
IQ 1210 IF D$="G" THEN SAV$="Game"
VE 1220 IF D$="P" THEN SAV$="Practical"
OH 1230 IF D$="M" THEN SAV$="Music"
DA 1240 IF D$="V" THEN SAV$="VisiCalc"
UI 1250 IF D$="D" THEN SAV$="Demo"
BG 1260 IF D$="L" THEN SAV$="Language"
TK 1270 ? #3;SAV$
HK 1280 IF (PSW=0 AND LINES=16) THEN GOSU
B 1330
LF 1290 IF (PSW=1 AND LINES=52) THEN GOSU
B 1350
XG 1300 LINES=LINES+1:NEXT X
VE 1310 IF PSW=1 THEN ? " "
RN 1311 ? :? "End of file":GOSUB 560
SJ 1320 GOTO 1470
FN 1330 IF PEEK(53279)=6 THEN 1480
AF 1340 GOSUB 560
FT 1350 IF PEEK(53279)=6 THEN 1480
FW 1360 IF PEEK(53279)=6 THEN 1480
YR 1370 IF PSW=1 THEN FOR Z=1 TO 8:? #3:N
EXT Z:GOTO 1390
HE 1380 ? #3;" "
VG 1390 IF PSW=1 THEN ? #3;" "
UX 1400 ? #3;" File Master Index":?
#3:? #3
OR 1410 LINES=0:IF PSW=1 THEN ? #3;" "
VU 1420 ? #3;"Disk# Prog.Name XTen Size
Filetype"
AQ 1430 RETURN
IB 1440 ? " " :? "Turn The Printer On! "
XA 1450 GOSUB 220
QR 1460 FOR X=1 TO 100:NEXT X
DY 1470 TRAP 40000:CLOSE #3:POKE 752,0:PS
W=0:RETURN
DI 1480 GOSUB 570:GOTO 1450
CR 1490 REM SAVE SUBROUTINE
ZO 1500 IF COUNT=0 THEN GOTO 270
AJ 1510 GOSUB 2510
OG 1520 TRAP 1570:OPEN #2,9,0,FILE$
FQ 1530 ? " " :FILE$;" already exists, wri
te over it";:INPUT D$
WZ 1540 GOSUB 220
OQ 1550 IF D$="Y" THEN CLOSE #2:OPEN #2,8
,0,FILE$:GOTO 1580
UH 1560 GOTO 1950
WB 1570 CLOSE #2:OPEN #2,8,0,FILE$
XZ 1580 C=0:FOR X=1 TO COUNT
IA 1590 IF PEEK(53279)=6 THEN FNC$="Save"
:GOSUB 570:GOTO 1630
SW 1600 FILE$(1,20)=AREA$(X*20-19,X*20)
UG 1610 IF FILE$(1,1)!="*" THEN C=C+1:NEXT
X:GOTO 1630
ZJ 1620 PRINT #2;FILE$:NEXT X
XC 1630 CLOSE #2:? X-C-1;" Records writte
n":? C;" Records dropped":FOR X=1 TO 3
00:NEXT X:RETURN
UH 1640 REM LOAD SUBROUTINE
AX 1650 GOSUB 2510
KP 1660 TRAP 1760:OPEN #2,4,0,FILE$
TW 1670 TRAP 1790
TA 1680 ? " " File Master Index"
TY 1690 ? "DISK# PROG.NAME XTEN SIZE"
YF 1700 INPUT #2;FILE$:COUNT=COUNT+1
MB 1710 ? " ";FILE$(1,3);" ";FILE$(4,11
);" ";FILE$(12,14);
GM 1720 ? " ";FILE$(16,18);" ";FILE
$(20,20)
WH 1730 AREA$(COUNT*20-19,COUNT*20)=FILE$

```

continued on next page


```

FE 1740 IF PEEK(53279)=6 THEN ? :? " Load
      aborted at your request.":GOTO 1770
QX 1750 GOTO 1700
KM 1760 TRAP 40000:CLOSE #2:? "File Not
      Found"
XM 1770 GOSUB 220
RM 1780 FOR X=1 TO 200:NEXT X:RETURN
ZZ 1790 IF PEEK(195)<>136 THEN ? "Error"
      ;PEEK(195);" On Load.":FOR Z=1 TO 300:
      NEXT Z:GOTO 1950
FC 1800 ? ," End of file reached."
AZ 1810 GOSUB 560:REM PRESS [RETURN]
WO 1820 CLOSE #2:GOTO 1950
CY 1830 REM DELETE FILE SUBROUTINE
AY 1840 GOSUB 2510
OD 1850 GOSUB 220:REM DANGER TONE
IL 1860 ? "This will delete all contents
      of":? "file ";FILES;," Press Y to":? "
      delete it, N t return to Menu"
MI 1870 INPUT #16,D$
ZC 1880 IF D$<>"Y" THEN RETURN
UB 1890 TRAP 1930:XIO 33,#3,0,0,FILES$
OU 1900 ? :? "File: ";FILES;," Deleted."
XX 1910 GOSUB 210:REM ATTN TONE
QY 1920 FOR X=1 TO 200:NEXT X:RETURN
KL 1930 ? #6;"File doesn't exist.":GOSUB
      220:RETURN
ZW 1940 REM MAIN MENU
XQ 1950 TRAP 1950:? "M"," Jason Worley"
      S"
VE 1960 SETCOLOR 2,9,0:POKE 752,1
NU 1970 N=3:CLOSE #4:OPEN #4,4,0,"K:"
GS 1980 ? ," Program Indexing"
OY 1990 ?
PC 2000 ? ," Add Records"
MF 2010 ? ,"Display Indexes On Screen"
IC 2020 ? ," Print Indexes In Memory"
CC 2030 ? ," Sort Indexes In Memory"
DB 2040 ? ," Save Indexes To Disk"
AE 2050 ? ," Load Indexes From Disk"
QZ 2060 ? ," Delete Index Disk File"
JX 2070 ? ," Delete Index From Memory"
LU 2080 ? ," Clear Memory"
BR 2090 ? ," Exit Program"
IZ 2100 ? ,"Display Current Directory"
UX 2110 ? ," Change Drive Number"
TC 2120 POSITION 11,22:? " Records In Mem
      ory = ";COUNT
OA 2130 POSITION 12,N:? INCH$(C(N-3)*7+1,(
      N-3)*7+7)
SF 2140 POKE 764,255:FOR X=1 TO 10:GET #4
      ,CH
LP 2142 IF CH=28 THEN CH=45
KM 2144 IF CH=29 THEN CH=61
ZN 2145 IF NOT (CH=45 OR CH=61 OR CH=155
      ) THEN 2140
XJ 2150 IF CH=45 THEN IF N>3 THEN N=N-1:P
      OSITION 12,N+1:? CH$(C(N-2)*7+1,(N-2)*7
      +7):GOTO 2130
ZD 2160 IF CH=45 THEN POSITION 12,3:? CH$
      (1,7):N=14:GOTO 2130
PF 2170 IF CH=61 THEN IF N<14 THEN N=N+1:
      POSITION 12,N-1:? CH$(C(N-4)*7+1,(N-4)*
      7+7):GOTO 2130
EH 2180 IF CH=61 THEN POSITION 12,14:? CH
      $(78,84):N=3:GOTO 2130
QZ 2190 IF CH=155 THEN N=N-2:ON N GOSUB 5
      90,1050,1050,300,1500,1650,1840,2290,2
      210,2260,2460,2550
TK 2200 GOTO 1950
MK 2210 ? :? "Zeroing Memory Will Destro
      y All"
UW 2220 ? "Entries That Are Not Saved On
      Disk."
DC 2230 ? "(Y=Zero memory, N=Main menu)":
      ? "Continue";:INPUT D$:IF D$="Y" THEN
      2250
AQ 2240 RETURN
JG 2250 CLR :GOTO 2620

```

```

ND 2260 ? "End program";:INPUT D$:IF D$=
      "Y" THEN GRAPHICS 0:END
AZ 2270 RETURN
GS 2280 REM DELETE FROM MEMORY
AK 2290 IF COUNT=0 THEN GOTO 270
FT 2300 ? "Deleting Records"
YC 2310 ? "An Entire Disks Index May Be":
      ? "Deleted By Entering That Number Now
      .":? "Press [RETURN] To Exit."
NS 2320 TRAP 40000:INPUT #16,D$:IF LEN(D$
      )=0 THEN RETURN
OL 2330 IF LEN(D$)<>1 THEN 2350
TP 2340 D$(3,3)=D$(1,1):D$(1,2)="00"
RL 2350 IF LEN(D$)<>2 THEN 2370
EB 2360 D$(3,3)=D$(2,2):D$(2,2)=D$(1,1):D
      $(1,1)="00"
MF 2370 C=0:FOR X=1 TO COUNT:Z=X*20
TC 2380 IF AREA$(Z-19,Z-19)=D$(1,3) THEN
      AREA$(Z-19,Z-19)="":C=C+1
GC 2390 IF PEEK(53279)=6 THEN FNC$="Delet
      e":GOSUB 570:POP :GOTO 2410
LH 2400 NEXT X
KJ 2410 ? " ";C;" Records were flagged."
PZ 2420 ? "Actual deletion will not occur
      until":? "file is written back to dis
      k."
WI 2430 GOSUB 210
VC 2440 FOR Z=1 TO 100:NEXT Z:GOTO 1950
QI 2450 REM DISPLAY DIRECTORY
EW 2460 POKE 82,0:POKE 83,40:? "M":? ,"Me
      nu Of Disk In Drive ";D:? :TRAP 2490
FO 2470 FILE$="D":FILE$(2)=STR$(D):FILE$(
      3)="*:.*":OPEN #1,6,0,FILES$
JJ 2480 INPUT #1;FILES?:FILE$,:GOTO 2480


CI 2490 CLOSE #1:POKE 82,2:POKE 83,38:? :
      GOSUB 210:GOSUB 560:GOTO 1950
OO 2500 REM REQUEST FILENAME
LO 2510 FILE$="D":FILE$(2)=STR$(D):FILE$(
      3)=":PROGIDX."
PJ 2520 TRAP 2520:? "M":POSITION 2,4:? "E
      nter 3-Digit Extension For filename":
      :INPUT SOR$
EK 2530 IF LEN(SOR$)<>0 THEN FILE$(13)=50
      R$:RETURN
TP 2540 GOTO 1940
DC 2550 ? "M":? :? "Current drive number
      is ";D;".":?
BU 2555 ? "Enter new drive number or [RET
      URN] for":? "no change."
YB 2560 INPUT #16,D$:IF LEN(D$)=0 THEN RE
      TURN
BZ 2570 D=VAL(D$):RETURN
ZP 2580 GRAPHICS 2+16:POSITION 4,3:? #6;"
      file master":POSITION 4,5:? #6;"THE UL
      TIMATE":POSITION 4,6
ZS 2590 GRAPHICS 2+16:POSITION 4,3:? #6;"
      file master":POSITION 4,5:? #6;"THE UL
      TIMATE":POSITION 4,6
JL 2600 ? #6;"DISK INDEXER":POSITION 2,10
      :? #6;"BY JASON WORLEY"
TT 2610 FOR X=1 TO 150:NEXT X
GN 2620 DIM FILE$(30),SOR$(3),D$(5),D1$(2
      5):D$="":D=1
WE 2625 MAXSIZE=INT(FRE(0)/2000)*100
GI 2630 DIM AREA$(20*MAXSIZE),SAV$(20)
SC 2640 DIM CH$(86):CH$=" AddDisplay
      Print Sort Save Load Delete
      te Clear ExitDisplay Change"
OP 2650 DIM INCH$(86):INCH$=" ADDDISP
      Y PRINT SORT SAVE LOAD DELETE
      DATA AREA EXTENDED CHANGE"
CS 2660 DIM SR$(71):SR$="Extension Pr
      ogram Type Disk Number Alphabetical
      19File Length"
BJ 2670 DIM INSR$(71):INSR$="EXTENSION
      PROGRAMTYPE DISKNUMBER ALPHABET
      19FILELENGTH"
UQ 2680 GOTO 1950

```


BUMBLBEE



Article on page 41

LISTING 1

Don't type the
TYPO II Codes! 

```

BW 10 REM BUMBLBEE
WV 20 REM BY EDDIE CARSTENS
GL 30 REM (c) 1986, ANTIC PUBLISHING
LR 40 HIGH=PEEK(1536)*256+PEEK(1537):SPD=
3:GOSUB 2010:GOTO 80
FB 50 RX=INT(RND(0)*15)*10+10:RY=INT(RND(
0)*8)*10+10:RETURN
PH 60 PLOT RX,RY:DRAWTO RX+4,RY+4:PLOT RX
+4,RY:DRAWTO RX,RY+4:PLOT RX+1,RY:DRAW
TO RX+4,RY+3:PLOT RX,RY+1
HM 70 DRAWTO RX+3,RY+4:PLOT RX+3,RY:PLOT
RX+4,RY+1:PLOT RX,RY+3:PLOT RX+1,RY+4:
COLOR 0:PLOT 0,1:RETURN
XZ 80 GRAPHICS 7+16:COLOR 2:PLOT 159,3:DR
AWTO 159,95:DRAWTO 0,95:DRAWTO 0,3:FP=
0:M=-3:N=15
TQ 90 SETCOLOR 2,4,2:SETCOLOR 0,12,8:SETC
OLOR 1,0,15
NQ 100 ST=PEEK(560)+PEEK(561)*256:POKE ST
+3,66
YS 110 POKE 752,1:POKE 87,0:POSITION 1,0:
? "SCR          BOUNCES 3  HIGH          G 4
.0";
UO 120 POSITION 27,0:? HIGH*10:POKE 87,7

GM 130 COLOR 3:GOSUB 50:GOSUB 60
DY 140 G=0.4:X=80:Y=40:XV=0:YV=0
FC 150 S=STICK(0):XC=0:XC=<5>4 AND 5<8>-<
5>8 AND 5<12>
ZC 152 IF NOT FP THEN XV=XV+XC:YV=YV+G-<
NOT STRIG(0):GOTO 160
OC 155 IF -XC=FP THEN XV=XV+XC:FP=0
WI 160 PK=PEEK(53279):IF PK=7 THEN 190
OX 165 IF PK=6 THEN 80
VR 170 IF PK=3 OR PK=5 THEN GOSUB 2010:GO
TO 80
SY 190 IF NOT STRIG(0) THEN SOUND 0,0,4,
4
QV 200 PX=X:PY=Y:X=X+XV:Y=Y+YV:IF Y<1 OR
Y>94 THEN 370
JP 210 IF X>158 OR X<1 THEN XV=0:YV=0:COL
OR 0:PLOT PX,PY:PX=157*(X>158)+1:FP=5G
N<X-2>:GOTO 370
YJ 230 LOCATE X,Y,C:IF C=1 THEN PSN=0:GOT
0 370
QA 240 IF C<>3 THEN 270
XL 250 COLOR 0:GOSUB 60:GOSUB 360:GOSUB 5
0:COLOR 3:GOSUB 60:G=G+0.1:N=N+1
EE 260 POKE 87,0:POSITION 5,0:? N*10+M*50
,:POSITION 19,0:? INT(N/5);" ";:POKE 8
7,7
XQ 270 COLOR 0:PLOT PX,PY:COLOR 2:PLOT X,
Y:SOUND 0,0,0,0:G=G-1.0E-03-LEV*3E-04
YU 280 T=T+1:IF T<50-4*LEV THEN 330
UK 290 QX=RX:QY=RY:Q=0
IJ 300 GOSUB 50:LOCATE RX,RY,C:IF C OR AB
5<RX-X><10 OR AB5<RY-Y><10 THEN 320
PI 310 COLOR 1:GOSUB 60:T=1
CD 320 T=T-1:RX=QX:RY=QY
ZG 330 FOR W=1 TO (5-SPD)*7+1:NEXT W
ZU 340 COLOR 0:PLOT 0,1:POKE 87,0:POSITIO
N 35,0:? INT(G*100)/10:IF G<1 THEN ?
"0";
BM 345 IF PSN THEN PSN=PSN-1:SETCOLOR 0,1
2,8-PSN
ZM 350 POKE 87,7:POKE 77,0:GOTO 150
LA 360 FOR I=120 TO 60 STEP -5:SOUND 0,I,
10,15:NEXT I:SOUND 0,0,0,0:RETURN
CM 370 SOUND 0,60,12,10
XW 380 IF N<5 THEN 410
XH 390 N=N-5:M=M+1:X=PX:Y=PY:XV=-XV:YV=-Y
V
DB 400 COLOR 0:PLOT 0,1:POKE 87,0:POSITIO
N 19,0:? INT(N/5);" ";:POKE 87,7:GOTO
150
XN 410 IF M*5+N>HIGH THEN HIGH=M*5+N:HH=I
NT<H/256>:LL=HIGH-HH*256:POKE 1536,HH:
POKE 1537,LL
ZY 420 COLOR 2:PLOT 43,40:DRAWTO 36,40:DR
AWTO 36,50:DRAWTO 43,50:DRAWTO 43,45:D
RAWTO 39,45
QK 430 PLOT 50,40:DRAWTO 46,50:PLOT 50,40
:DRAWTO 54,50:PLOT 48,45:DRAWTO 52,45
EJ 440 PLOT 56,50:DRAWTO 56,40:DRAWTO 59,
45:DRAWTO 62,40:DRAWTO 62,50
FV 450 PLOT 73,40:DRAWTO 66,40:DRAWTO 66,
50:DRAWTO 73,50:PLOT 67,45:DRAWTO 70,4
5
KV 1050 PLOT 86,42:DRAWTO 88,40:DRAWTO 91
,40:DRAWTO 93,42:DRAWTO 93,48
US 1055 DRAWTO 91,50:DRAWTO 88,50:DRAWTO
86,48:DRAWTO 86,43
EI 1060 PLOT 96,40:DRAWTO 100,50:DRAWTO 1
04,40
XO 1070 PLOT 113,40:DRAWTO 106,40:DRAWTO
106,50:DRAWTO 113,50:PLOT 107,45:DRAWTO
0 111,45
VJ 1080 PLOT 116,40:DRAWTO 124,40:DRAWTO
124,45:DRAWTO 116,45
UX 1085 PLOT 116,40:DRAWTO 116,50:PLOT 12
0,45:DRAWTO 124,50
AX 1090 COLOR 0:PLOT 124,40:PLOT 124,45:P
LOT 0,1
JR 1200 SOUND 0,0,0,0:GOSUB 2000:GOTO 80
JJ 2000 POKE 87,0:POSITION 5,0:? N*10+M*5
0;
KL 2001 POSITION 19,0:? INT(N/5);" ";:POS
ITION 27,0:? HIGH*10:POSITION 35,0:? I
NT(G*100)/10
EE 2004 POSITION 0,1:Z=0
ZV 2005 Z=Z+1:? "0";:IF PEEK(53279)=7 AND
Z<300 THEN 2005
YT 2006 IF PEEK(53279)=6 THEN RETURN
NR 2010 GRAPHICS 0:SETCOLOR 2,2,8:SETCOLO
R 1,0,0:SETCOLOR 4,0,15:POKE 752,1:POS
ITION 15,0:? "████████████████████"
MF 2011 ? "          for ANTIC magazine"
YT 2012 ? "          by Eddie Carstens"
QL 2015 POSITION 7,7:? "PRESS  TO S
ET SPEED.":POSITION 11,8:? "PRESS 
TO START."
LI 2020 POSITION 16,11:? "SPEED ";SPD
IH 2025 POSITION 11,14:? "METABOLISM ";LE
V+1;" ";
FY 2030 P=PEEK(53279):IF P=7 THEN 2020
OH 2040 SPD=SPD+(P=3):SPD=SPD-(SPD=6)*5:L
EV=LEV+(P=5):LEV=LEV-10*(LEV=10)
ZY 2050 IF P=6 THEN RETURN
ZY 2090 IF PEEK(53279)<>7 THEN 2090
OC 2100 GOTO 2020

```



```

1230 OUTBUFF
1240     *= *+128
1250 ;
1260 ;-----
1270 ;Code Entry Point
1280 ; Open channel TV to screen.
1290 ; New colors black on white.
1300 ; Title to TV screen.
1310 ; MAIN:
1320 ; Print READY message.
1330 ; Get new command.
1340 ; Decode, act on command.
1350 ; loop back to MAIN
1360 ;
1370 SUBMISSION
1380     OPEN  TV,WRITE,0,"E:"
1390     LDA #8
1400     STA COLOR4
1410     STA COLOR2
1420     LDA #2
1430     STA COLOR1
1440     BPUT  TV,AMESS,AMESSLN
1450 ;
1460     XIO  38,SERIAL,32,0,"R1:"
1470     XIO  36,SERIAL,BAUD,0,"R1:"
1480 ;-----
1490 MAIN
1500     BPUT  TV,REMESS,REMESSLEN
1510     JSR  GETCOMMAND
1520 ;
1530     BPUT  TV,WMESS,WMESSLEN
1540     JSR  DECODE
1550 ;
1560     JMP  MAIN
1570 ;-----
1580 DFILENAME
1590     .BYTE "D1:"
1600 FILENAME
1610     *= *+32
1620 ;
1630 ; A routine to open a disk file.
1640 ;
1650 ;
1660 OPENFILE
1670 ; Determine if the person typed
1680 ; in the disk drive specifier.
1690 ; If so, branch to OPENF1
1700 ;
1710     LDA  FILENAME+1
1720     CMP  #':
1730     BEQ  OPENF1
1740 ;
1750     LDA  FILENAME+2
1760     CMP  #':
1770     BEQ  OPENF1
1780 ;
1790 ; Otherwise assume they didn't
1800 ; and use the default drive.
1810 ;
1820     OPEN  DISK,READ,0,DFILENAME
1830     BPL  OPENF2
1840     BMI  OPENF3
1850 OPENF1
1860 ; Use the drive spec the human
1870 ; gave us.
1880 ;
1890     OPEN  DISK,READ,0,FILENAME
1900 OPENF2
1910     BMI  OPENF3
1920 ;
1930 ; Return a positive zero if
1940 ; file opened OK
1950 ;
1960     LDA  #$00
1970     RTS
1980 OPENF3
1990 ; Otherwise print a Disk Error
2000 ; message and return negative.
2010 ;
2020     BPUT  TV,ERRMESS,ERRMESSLEN
2030     LDA  #$FF
2040     RTS
2050 ;
2060 ;-----
2070 ; A routine to write a disk file.
2080 ;
2090 WRITEFILE
2100 ; Point to TEXTBUFFER
2110     LDW  TEXTBUFFER,TEXTPOINTER
2120 ;
2130 ; And since we'll count down
2140 ; through zero, BUMP the file
2150 ; count down by one.
2160 ;
2170     DBUMP  LENTEXTBUFF,1
2180 ;
2190 ; Check if the human typed in
2200 ; the drive specifier.
2210 ; Branch to WRIT1 if they did.
2220 ;
2230     LDA  FILENAME+1
2240     CMP  #':
2250     BEQ  WRIT1
2260     LDA  FILENAME+2
2270     CMP  #':
2280     BEQ  WRIT1
2290 ;
2300 ; Otherwise use the default
2310 ; FileSpec supplied.
2320 ;
2330     OPEN  DISK,WRITE,0,DFILENAME
2340     BPL  WRIT2
2350     BPUT  TV,ERRMESS,ERRMESSLEN
2360     JMP  WRITX
2370 WRIT1
2380     OPEN  DISK,WRITE,0,FILENAME
2390     BMI  WRITX
2400 WRIT2
2410 ; Write file in TEXTBUFFER to
2420 ; the disk char by char.
2430 ;
2440     LDY  #0
2450     LDA  (TEXTPOINTER),Y
2460     STA  OUTBUFF
2470     BPUT  DISK,OUTBUFF,1
2480     BUMP  TEXTPOINTER,1
2490     DBUMP  LENTEXTBUFF,1
2500     BCS  WRIT2
2510 WRITX
2520     RTS
2530 ;
2540 ;-----
2550 ; Reply to the ST
2560 ;
2570 SENDANSWER
2580     OPEN  SERIAL,13,0,"R1:"
2590     XIO  40,SERIAL,0,0,"R1:"
2600     LDW  TEXTBUFFER,TEXTPOINTER
2610 ;
2620 ; Send the STX header and the
2630 ; LO, HI bytes of the file len
2640 ;
2650     LDA  #STX
2660     STA  OUTBUFF
2670     LDA  LENTEXTBUFF
2680     STA  OUTBUFF+1
2690     LDA  LENTEXTBUFF+1
2700     STA  OUTBUFF+2
2710     BPUT  SERIAL,OUTBUFF,3
2720 ;
2730 SENDR5232CHAR
2740 ; Stuff the file char by char
2750 ; out the R5232 channel.
2760 ;
2770     LDY  #0
2780     LDA  (TEXTPOINTER),Y
2790     STA  OUTBUFF
2800     BPUT  SERIAL,OUTBUFF,1
2810     BUMP  TEXTPOINTER,1
2820     DBUMP  LENTEXTBUFF,1
2830     BCS  SENDR5232CHAR
2840 ;
2850 ; When finished, send the ETX.
2860 ;
2870     LDA  #ETX
2880     STA  OUTBUFF
2890     BPUT  SERIAL,OUTBUFF,1
2900 ;
2910     CLOSE  SERIAL
2920     RTS
2930 ;
2940 ;-----
2950 COMBUFFINDEX
2960     .WORD 0
2970 COMBUFF
2980     *= *+128
2990 ;-----
3000 ; Accept command from ST-1and.
3010 ;

```



```

3020 GETCOMMAND
3030 OPEN SERIAL,13,0,"R1:"
3040 XIO 40,SERIAL,0,0,"R1:"
3050 LDX #0
3060 GETL1
3070 ;
3080 ;Accept any character and put
3090 ; into COMBUFF until CR found.
3100 ;
3110 STX COMBUFFINDEX
3120 BGET SERIAL,INBUFF,1
3130 JSR PCOMMAND
3140 LDX COMBUFFINDEX
3150 LDA INBUFF
3160 STA COMBUFF,X
3170 INX
3180 CMP #CR
3190 BNE GETL1
3200 ;
3210 CLOSE SERIAL
3220 RTS
3230 ;
3240 ;-----
3250 PCOMMAND
3260 ;Print alphanumeric characters
3270 ; in command buffer.
3280 ;
3290 LDA INBUFF ;Get char
3300 CMP #520 ;Less than 32?
3310 BCC PCOMX ;Branch if yes.
3320 ;
3330 BPUT TV,INBUFF,1
3340 PCOMX
3350 RTS
3360 ;
3370 ;-----
3380 ;Decide what the ST-er wants.
3390 ;
3400 DECODE
3410 LDX #0
3420 DECO1
3430 LDA COMBUFF,X
3440 CMP #'L ;ST want LOAD?
3450 BNE DECO2 ;branch if not.
3460 ;
3470 JMP LOAD ;Else LOAD file.
3480 DECO2
3490 CMP #'S ;ST want SAVE?
3500 BNE DECO3 ;branch if not.
3510 ;
3520 JMP SAVE ;Else SAVE file.
3530 DECO3
3540 INX ;point to next
3550 CPX #32 ;at 32 yet?
3560 BCC DECO1 ;branch if less.
3570 ;
3580 RTS
3590 ;
3600 ;-----
3610 ;Open and load a disk file.
3620 ;
3630 LOAD
3640 INX ;point at name
3650 LDY #0 ;new index.
3660 DOLO1
3670 ; Transfer command filename
3680 ; into FILENAME buffer.
3690 ;
3700 LDA COMBUFF,X
3710 STA FILENAME,Y
3720 INX
3730 INY
3740 CPY #20 ;until 32 chars
3750 BCC DOLO1
3760 ;
3770 ; Point at TEXTBUFFER...
3780 ; Reset file length.
3790 ;
3800 LDW TEXTBUFFER,TEXTPOINTER
3810 LDW $00,LENTEXTBUFF
3820 JSR OPENFILE
3830 BMI DOLO2 ;branch/error.
3840 ;
3850 JSR READFILE
3860 DOLO2
3870 CLOSE DISK
3880 BPUT TV,TMESS,TMESSLEN
3890 JSR SENDANSWER
3900 RTS
3910 ;

```

```

3920 ;-----
3930 READFILE
3940 BGET DISK,INBUFF,1
3950 BMI RFIL2
3960 ;
3970 LDY #0
3980 LDA INBUFF
3990 STA (TEXTPOINTER),Y
4000 BUMP TEXTPOINTER,1
4010 BUMP LENTEXTBUFF,1
4020 JMP READFILE
4030 RFIL2
4040 RTS
4050 ;
4060 ;-----
4070 ;Open/write a disk file.
4080 ;
4090 SAVE
4100 INX
4110 LDY #0
4120 SAVE1
4130 LDA COMBUFF,X
4140 STA FILENAME,Y
4150 INX
4160 INY
4170 CPY #20
4180 BCC SAVE1
4190 ;
4200 JSR GETFILE
4210 JSR WRITEFILE
4220 SAVE2
4230 CLOSE DISK
4240 LDW 0,LENTEXTBUFF
4250 LDW TEXTBUFFER,TEXTPOINTER
4260 RTS
4270 ;
4280 ;-----
4290 LENTRANS
4300 .WORD 0,0
4310 ;-----
4320 ;Wait for STX, file len, get
4330 ; file, split.
4340 ;
4350 GETFILE
4360 LDW 0,LENTEXTBUFF
4370 LDW TEXTBUFFER,TEXTPOINTER
4380 BPUT TV,RMESS,RMESSLEN
4390 OPEN SERIAL,13,0,"R1:"
4400 XIO 40,SERIAL,0,0,"R1:"
4410 GETSTX
4420 BGET SERIAL,INBUFF,1
4430 LDA INBUFF
4440 CMP #STX
4450 BNE GETSTX
4460 ;
4470 BGET SERIAL,LENTRANS,1
4480 BGET SERIAL,LENTRANS+1,1
4490 GETRS232CHAR
4500 BGET SERIAL,INBUFF,1
4510 LDY #0
4520 LDA INBUFF
4530 STA (TEXTPOINTER),Y
4540 BUMP TEXTPOINTER,1
4550 BUMP LENTEXTBUFF,1
4560 DBUMP LENTRANS,1
4570 LDA LENTRANS
4580 ORA LENTRANS+1
4590 BNE GETRS232CHAR
4600 ;
4610 CLOSE SERIAL
4620 RTS
4630 ;

```

LISTING 4

```

NI 10 REM LINKLINE
PB 20 REM BY PATRICK BASS
GL 30 REM (c) 1986, ANTIC PUBLISHING
CQ 40 REM (LINES 10-220 MAY BE USED WITH
OTHER BASIC LOADERS IN THIS ISSUE.)
IS 45 REM CHANGE LINE 70 AS NECESSARY.)
MG 50 DIM FN$(20),TEMP$(20),AR$(93)
HO 60 DPL=PEEK(10592):POKE 10592,255
MO 70 FN$="D:AUTORUN.SYS":REM THIS IS THE
NAME OF THE DISK FILE TO BE CREATED

```

continued on next page


```

Y5 80 GRAPHICS 0:? "      ANTIC'S GENERIC
   BASIC LOADER"
CD 90 ? ,"BY CHARLES JACKSON"
PW 100 POKE 10592,DPL:TRAP 170
PO 110 ? :? :? "Creating ";FN$:? "...plea
   se stand by."
LQ 120 RESTORE :READ LN:LM=LN:DIM A$(LN):
   C=1
BK 130 AR$="" :READ AR$
XW 140 FOR X=1 TO LEN(AR$) STEP 3:POKE 75
   2,255
DG 150 LM=LM-1:POSITION 10,10:? "Countdo
   wn...T-";INT(LM/10);"
UY 160 A$(C,C)=CHR$(VAL(AR$(X,X+2))):C=C+
   1:NEXT X:GOTO 130
MZ 170 IF PEEK(195)=5 THEN ? :? :? "GTOO
   MANY DATA LINES!":? "CANNOT CREATE FIL
   E!":END
CZ 180 IF C<LN+1 THEN ? :? "GTOO FEW DATA
   LINES!":? "CANNOT CREATE FILE!":END
AL 200 OPEN #1,8,0,FN$
PP 210 POKE 766,1:? #1:A$;:POKE 766,0
AF 220 CLOSE #1:GRAPHICS 0:? "
MC 1000 DATA 1783
CV 1010 DATA 2552550000560750561690801410
   00003169001141001003169063141002003169
   064141003003169005141006003
EW 1020 DATA 1410050031690001410040031410
   09003141010003141011003169012141008003
   032089228016001096162011189
UY 1030 DATA 000005157000032020162470320
   89228048006032006005108012000096226002
   227002000056255255000039155
DK 1040 DATA 0392161201622521540880761560
   40032032032032032032032032032032032076
   105110107076105110101047056
EW 1050 DATA 0480481550860460480520490520
   56054032040067041049057056054032065110
   116105099032080117098108105
VD 1060 DATA 1151041051101031550320320320
   32032087114105116116101110032098121032
   080097116114105099107032066
QN 1070 DATA 0971151151551550320821010991
   01105118105110103032155032087111114107
   105110103032155032084114097
XA 1080 DATA 1101151091051161161051101030
   3215503208206905608009155062155160198
   232326229160197242242239242
GX 1090 DATA 1611601560401240411620801690
   03157066003169008157074003169000157075
   003076179040069058000169176
SG 1100 DATA 1570680031690401570690030320
   86228169008141200002141198002169002141
   197002162080169011157066003
CH 1110 DATA 1690091570680031690391570690
   03169087157072003169000157073003032086
   228162032169038157066003169
US 1120 DATA 0321570740031690001570750030
   76003041082049058000169255157068003169
   040157069003032086228162032
FO 1130 DATA 1690361570660031690131570740
   03169000157075003076040041082049058000
   169036157068003169041157069
MJ 1140 DATA 0030320862281620801690111570
   66003169133157068003169039157069003169
   009157072003169000157073003
OC 1150 DATA 0320862280320710441620801690
   11157066003169108157068003169039157069
   003169010157072003169000157
XL 1160 DATA 0730030320862280322460440760
   53041068049058157041152042173126041201
   058240041173127041201058240
UE 1170 DATA 0341620961690031570660031690
   04157074003169000157075003169122157068
   003169041157069003032086228
UB 1180 DATA 0160320480351620961690031570
   66003169004157074003169000157075003169
   125157068003169041157069003
DU 1190 DATA 0320862280480031690000961620
   80169011157066003169142157068003169039
   157069003169014157072003169
KC 1200 DATA 0001570730030320862281692550
   96169048133133169000133132056165128233
   001133128165129233000133129
FW 1210 DATA 1731260412010582400721731270
   41201058240065162096169003157066003169
   008157074003169000157075003
DL 1220 DATA 1691221570680031690411570690
   03032086228016065162080169011157066003

```

```

169142157068003169039157069
PS 1230 DATA 0031690141570720031690001570
   73003032086228076214042162096169003157
   066003169008157074003169000
DH 1240 DATA 1570750031691251570680031690
   41157069003032086228048065160000177132
   153042148043141028040162096
UQ 1250 DATA 1690111570660031690281570680
   03169040157069003169001157072003169000
   157073003032086228024165132
SN 1260 DATA 1050011331321651331050001331
   33056165128233001133128165129233000133
   129176191096162032169003157
EM 1270 DATA 0660031690131570740031690001
   57075003076239042082049058000169235157
   068003169042157069003032086
WG 1280 DATA 2281620321690401570660031690
   00157074003169000157075003076020043082
   049058000169016157068003169
MZ 1290 DATA 0431570690030320862281690481
   33133169000133132169002141028040165128
   141029040165129141030040162
UG 1300 DATA 0321690111570660031690281570
   68003169040157069003169003157072003169
   000157073003032086228160000
QE 1310 DATA 1771321410280401620321690111
   57066003169028157068003169040157069003
   169001157072003169000157073
LZ 1320 DATA 0030320862280241651321050011
   33132165133105000133133056165128233001
   133128165129233000133129149
OD 1330 DATA 0431980431761911690031410280
   40162032169011157066003169028157068003
   169040157069003169001157072
UU 1340 DATA 0031690001570730030320862281
   62032169012157066003032086228096000000
   071044066045162032169003157
PE 1350 DATA 0660031690131570740031690001
   57075003076095044082049058000169091157
   068003169044157069003032086
XL 1360 DATA 2281620321690401570660031690
   00157074003169000157075003076132044082
   049058000169128157068003169
UC 1370 DATA 0441570690030320862281620001
   42197043162032169007157066003169156157
   068003169039157069003169001
CJ 1380 DATA 1570720031690001570730030320
   86228032208044174197043173156039157199
   043232201013208206162032169
TH 1390 DATA 0121570660030320862280961731
   56039201032144030162080169011157066003
   169156157068003169039157069
UN 1400 DATA 0031690011570720031690001570
   73003032086228096162000189199043201076
   2080030760150452010832208003
RB 1410 DATA 0761670452322240321442340962
   32160000189199043153125041232200192020
   144244169048133133169000133
DK 1420 DATA 1321690001331291690001331280
   32157041048003032098045162096169012157
   066003032086228162080169067
TA 1430 DATA 0450620460111570660031691181
   57068003169039157069003169015157072003
   169000157073003032086228032
TF 1440 DATA 2150420961620961690071570660
   03169156157068003169039157069003169001
   157072003169000157073003032
FH 1450 DATA 0862280480361600001731560391
   45132024165132105001133132165133105000
   133133024165128105001133128
TM 1460 DATA 1651291050001331290760980450
   96232160000189199043153125041232200192
   020144244032219045032017042
BP 1470 DATA 1620961690121570660030320862
   28169000133129169000133128169048133133
   169000133132096000000000000
FU 1480 DATA 1690001331291690001331281690
   48133133169000133132162080169011157066
   003169096157068003169039157
IX 1490 DATA 0690031690121570720031690001
   57073003032086228162032169003157066003
   169013157074003169000157075
SW 1500 DATA 0030760330460820490580001690
   29157068003169046157069003032086228162
   032169040157066003169000157
XP 1510 DATA 0740031690001570750030630460
   22047076070046082049058000169066157068
   003169046157069003032086228
MZ 1520 DATA 1620321690071570660031691561
   57068003169039157069003169001157072003

```


HO 169000157073003032086228173
 1530 DATA 1560392010022082191620321690
 07157066003169215157068003169045157069
 003169001157072003169000157
 OR 1540 DATA 0730030320862281620321690071
 57066003169216157068003169045157069003
 169001157072003169000157073
 BJ 1550 DATA 0030320862281620321690071570
 66003169156157068003169039157069003169

TM 001157072003169000157073003
 1560 DATA 0320862281600001731560391451
 32024165132105001133132165133105000133
 133024165128105001133128165
 DS 1570 DATA 1291050001331290561732150452
 33001141215045173216045233000141216045
 173215045013216045208168162
 PT 1580 DATA 0321690121570660030320862280
 96224002225002000039

ST RESOURCE

LINKLINE

Article on page 55

LISTING 1

```

/*
 * LinkLine/ST
 * File: LINKLINE.C
 * version 041286
 * (c) 1986 Antic Publishing
 * Written by Patrick Bass
 *
 * The purpose of this program is to provide a simple
 * way to transport files betwixt the 800 series and us.
 *
 *----- Alcyon Include File -----*/

#include      "osbind.h"

#define      TRUE          (1)
#define      FALSE        (0)
#define      CANCEL       (0)
#define      NO            (2)
#define      ERROR        (-1)
#define      begin        (
#define      end          )
#define      wend         )
#define      repeat       )
#define      next         )
#define      endif        )
#define      not          !
#define      equals       ==
#define      does_not_equal !=
#define      then         .
#define      AND           &&
#define      ORed_with    |
#define      DELAY        for( delay=0; delay<32767; delay++ );
#define      ESC          27
#define      WHITE        0
#define      BLACK        1
#define      RS232        1
#define      CONSOL       2
#define      LOAD         1
#define      SAVE         2
#define      STX          2
#define      ETX          3
#define      CR           13
#define      LF           10
#define      ATARIEOL     155

/*----- Alcyon Declarations/Equates -----*/

```

continued on next page


```

int  contrl[ 12 ],
     intin[ 256 ],  ptsin[ 256 ],
     intout[ 256 ], ptsout[ 256 ],
     workin[]={ 1,1,1,1,1,1,1,1,1,1,2 }, workout[ 57 ],
     i, j, k, l, character,
     resolution, inchar, lenlo, lenhi, mx, my, color,
     delay, drive, dum, lo_word, hi_word,
     gem_handle, file_handle, read_handle,
     for_reading, action_desired, file_index,
     bytes_read, bytes_to_read, button, pressed, finished,
     new_palette[ 16 ], org_palette[ 16 ];

char text_buffer[ 32200 ], path[ 10 ], filename[ 20 ],

hialert[]="[1][ Welcome to LinkLine/ST I v.041286 ][ Perform ]",
typealert[]="[3][ Load: 8Bit->ST   Save: ST->8Bit ][ Load | Save ]",
loadlert[]="[3][ Enter the 8Bit file to load. ][ Select ]",
savelert[]="[3][ Select the ST file to transfer. ][ Select ]",
devalert[]="[3][ Select the new device:filename.ext ][ Select ]",
morealert[]="[3][ Want to transfer another file? ][ Yes | No ]",
tkسالert[]="[3][ Thanks for using|LinkLine/ST|v.041286][ Exit ]";

long      max_len=32200, write_handle, write_bytes;

/*-----*/
main()
begin
    initialize();

    do begin

        communicate();

    repeat while( not finished );

    terminate();
end

/*-----*/
initialize()
begin
    appl_init();
    gem_handle=graf_handle( &i, &i, &i, &i );
    v_opnvwk( workin, &gem_handle, workout );
    form_alert( 1, hialert );
    finished=FALSE;
    for_reading=0;
end

/*-----*/
communicate()
begin
    action_desired=form_alert( 1, typealert );

    if( action_desired equals LOAD )then load_file();

    if( action_desired equals SAVE )then save_file();

    button=form_alert( 2, morealert );
    if( button equals NO )then finished=TRUE;
end

/*-----*/
load_file()
begin
    form_alert( 1, loadlert );
    DELAY
    path[ 0 ]='D'; path[ 1 ]='1';
    path[ 2 ]=':'; path[ 3 ]='*'; path[ 4 ]=0;
    filename[ 0 ]=0;

```



```

fsel_input( path, filename, &button );
if( button does_not_equal CANCEL )then begin
    v_hide_c( gem_handle );

    load_8Bit_file();
    write_the_file();

    v_show_c( gem_handle );
endif
end

/*-----*/
save_file()
begin
    form_alert( 1, savealert );

    read_the_file();

    lenlo=( bytes_read&0x00ff );
    lenhi=(( bytes_read&0xff00 )>>8 );

    form_alert( 1, devalert );
    path[ 0 ]='D'; path[ 1 ]=':';
    path[ 2 ]='*'; path[ 3 ]='.';
    fsel_input( path, filename, &button );
    if( button does_not_equal CANCEL )then begin
        v_hide_c( gem_handle );

        send_command( SAVE );
        send_file();

        v_show_c( gem_handle );
    endif
end

/*-----*/
send_file()
begin
    for( i=0; i<10; i++ ) begin
        DELAY
    next
    Bconout( RS232, STX );
    Bconout( RS232, lenlo );
    Bconout( RS232, lenhi );
    for( file_index=0; file_index<bytes_read; file_index++ ) begin
        Bconout( RS232, text_buffer[ file_index ] );
    next
    Bconout( RS232, ETX );
end

/*-----*/
read_the_file()
begin
    file_handle=ERROR;
    drive=Dgetdrv();
    path[ 0 ]=( drive+'A' ); path[ 1 ]=':';
    path[ 2 ]='*'; path[ 3 ]='.'; path[ 4 ]='*'; path[ 5 ]='.';
    filename[ 0 ]='.';
    fsel_input( path, filename, &button );
    if( button does_not_equal CANCEL )then begin
        v_hide_c( gem_handle );
        file_handle=Fopen( filename, for_reading );
        if( file_handle > ERROR )then begin
            bytes_read=Fread( file_handle, max_len, text_buffer );
        endif
    endif
end

```



```

        Fclose( file_handle );
        v_show_c( gem_handle );
    endif
end

/*-----*/
write_the_file()
begin
    v_hide_c( gem_handle );
    file_handle=Fcreate( filename, 0 );
    if( file_handle > ERROR )then begin

        Fwrite( file_handle, (long)bytes_read, text_buffer );

    endif
    Fclose( file_handle );
    v_show_c( gem_handle );
end

/*-----*/
load_8Bit_file()
begin
    v_hide_c( gem_handle );

    send_command( LOAD );
    get_file();

    v_show_c( gem_handle );
end

/*-----*/
get_file()
begin
    do begin
        inchar=Bconin( R5232 );
        repeat while( inchar does_not_equal STX );

        lenlo=Bconin( R5232 );
        lenhi=Bconin( R5232 );
        bytes_to_read=(( 256*lenhi )+lenlo );

        for( file_index=0; file_index<bytes_to_read; file_index++ ) begin

            text_buffer[ file_index ]=Bconin( R5232 );

        next
        bytes_read=file_index;
    end

/*-----*/
send_command( send_type )
int send_type;
begin
    Bconout( R5232, STX );

    if( send_type equals SAVE )then Bconout( R5232, 'S' );
    if( send_type equals LOAD )then Bconout( R5232, 'L' );
    i=0;
    while( Path[ i+1 ]>0 ) begin
        if( Path[ i ] does_not_equal '\\ ' )then begin
            Bconout( R5232, Path[ i ] );
        endif
        i++;
    wend
    i=0;
    while( filename[ i ]>31 ) begin
        Bconout( R5232, filename[ i++ ] );
    wend
    Bconout( R5232, CR );
end

```



```

/*-----*/
terminate()
begin
    form_alert( 1, tksalert );
    v_clswwk( gem_handle );
    appl_exit();
end

```

ST RESOURCE

GRAFCON-ST MEDIUM

Article on page 62

LISTING 1

```

/*
 * File:MEDIUM.C
 * (c) 1986 Antic Publishing
 * V. 032486
 * Written by Patrick Bass
 *
 * These are the GrafCon functions for conversion
 * to and from medium resolution.
 *
 *-----*/
lomed()
begin
    int *src, *dest,
        pixword, temp_pixword,
        pixlo1, pixhi1,
        pixlo2, pixhi2,
        row, column;

    v_hide_c( handle );
    Setscreen( des_pix, des_pix, -1 );
    Setpalette( new_palette );
    src=src_pix;
    dest=des_pix;
    for( row=top; row<bottom; row++ ) begin
        for( column=0; column<20; column++ ) begin

            temp_pixword=( *src++ );
            pixword=( *src++ );
            blend( temp_pixword, pixword );
            pixhi1=hi_word; pixlo1=lo_word;

            temp_pixword=( *src++ );
            pixword=( *src++ );
            blend( temp_pixword, pixword );
            pixhi2=hi_word; pixlo2=lo_word;

            [ *dest++ ]=pixhi1; [ *dest++ ]=pixhi2;
            [ *dest++ ]=pixlo1; [ *dest++ ]=pixlo2;
        }
    }
    v_show_c( handle );
end

/*-----*/
medlo()
begin

```

continued on next page


```

int  *src, *dest,
     Pixlo1, Pixlo2, Pixhi1, Pixhi2,
     row, column;

v_hide_c( handle );
Setscreen( des_pix, des_pix, -1 );
Setpalette( new_palette );
src=src_pix;
dest=des_pix;

for( row=top; row<bottom; row++ ) begin
  for( column=0; column<20; column++ ) begin

    Pixhi1=( *src++ ); Pixhi2=( *src++ );
    Pixlo1=( *src++ ); Pixlo2=( *src++ );

    separate( Pixhi1, Pixlo1 );
    Pixhi1=hi_word; Pixlo1=lo_word;

    separate( Pixhi2, Pixlo2 );
    Pixhi2=hi_word; Pixlo2=lo_word;

    ( *dest++ )=pixhi1; ( *dest++ )=pixlo1;
    ( *dest++ )=pixhi2; ( *dest++ )=pixlo2;

  next
next
v_show_c( handle );
end

/*-----*/
medhi()
begin
  int  *src, *upper_dest, *lower_dest,
       Pixword, lo_pixword, hi_pixword,
       Pixlo1, Pixlo2, Pixhi1, Pixhi2,
       row, column;

  v_hide_c( handle );
  Setscreen( des_pix, des_pix, -1 );
  Setpalette( new_palette );
  src=src_pix;
  upper_dest=des_pix;

  for( row=top; row<bottom; row++ ) begin
    for( column=0; column<len_pixline; column++ ) begin

      lower_dest=( upper_dest+len_pixline );
      ( *upper_dest++ )=( *src++ );
      ( *lower_dest )=( *src++ );

    next
    upper_dest=upper_dest+len_pixline;
  next
  v_show_c( handle );
end

/*-----*/
himed()
begin
  int  *dest, *upper_src, *lower_src,
       row, column;

  v_hide_c( handle );
  Setscreen( des_pix, des_pix, -1 );
  Setpalette( new_palette );
  upper_src=src_pix;
  dest=des_pix;

  for( row=top; row<bottom; row++ ) begin
    for( column=0; column<len_pixline; column++ ) begin

```



```

        lower_src=upper_src+len_pixline;

        ( *dest++ )=( *upper_src++ );
        ( *dest++ )=( *lower_src );

    next
    upper_src=upper_src+len_pixline;
next
v_show_c( handle );
end

```

ST RESOURCE

ONLINE PICTURE VIEWER

Article on page 62

LISTING 1

```

/*
 * RLE ASCII File Viewer
 * File: RLE.C
 * version 042486
 * (c) 1986 Antic Publishing
 * Written by Patrick Bass
 *
 * The purpose of this program is to display
 * and save encoded ASCII RLE files.
 *
 *----- Alcyon Include File -----*/
#include      "osbind.h"

#define TRUE          (1)
#define FALSE        (0)
#define CANCEL        (0)
#define NO            (2)
#define ERROR         (-1)
#define begin        (
#define end          )
#define wend         )
#define repeat       )
#define next         )
#define endif        )
#define not          !
#define equals       ==
#define does_not_equal !=
#define then
#define AND          &&
#define DELAY        for( delay=0; delay<32767; delay++ );
#define NEO          1
#define DEGAS        2
#define DOODLE        3
#define LOREZ         0
#define MEDREZ        1
#define HIREZ         2
#define ESCAPE        27
#define WHITE         0
#define BLACK         1

/*----- Alcyon Declarations/Equates -----*/

```

continued on next page


```

int  contrl[ 12 ],
     intin[ 256 ],  ptsin[ 256 ],
     intout[ 256 ], ptsout[ 256 ],
     found, row, column, drawing,
     workin[]={ 1,1,1,1,1,1,1,1,1,2 }, workout[ 57 ],
     i, j, k, l, resolution, dest_type,
     write_rez, mx, xres, my, yres, color, max_color,
     delay, drive, top, bottom, dum,
     gem_handle, read_handle, pix_handle, for_reading,
     bytes_read, button, pressed, finished, rle_index,
     box_width, box_height, box_sx,
     whitedots, blackdots,
     new_palette[ 16 ], org_palette[ 16 ], box[ 50 ],
     off_x, off_y, x_scale, y_scale, x_bump, y_bump;

char  dest_picture[ 32767 ],
     rle_buffer[ 32767 ],  neo_buffer[ 100 ],
     path[]="a:*.*",
     in_filename[ 32 ], out_filename[ 32 ],

     welalert[]="[1][ Welcome to | RLE/520 | v.042486 ][ Perform ]",
     oreadalert[]="[3][ Select the RLE picture| to see. ][ Select ]",
     owritealert[]="[3][ Select the file to write to. ][ Select ]",
     dtypealert[]="[3][ Dest picture will be type: ][Neo|Degas|Doodle]",
     vertlert[]="[3][ Convert another RLE picture? ][ Yes | No ]",
     tksalert[]="[3][ Thanks for using | RLE/520 | v.042486 ][ Exit ]";

long  Max_len=32767, write_handle, write_bytes,
     org_pix, des_pix, answer, temp_answer;

/*-----*/
main()
begin
    initialize();

    do begin

        convert();

    repeat while( not finished );

    terminate();

end

/*-----*/
initialize()
begin
    appl_init();
    gem_handle=graf_handle( &i, &i, &i, &i );
    v_opnvwk( workin, &gem_handle, workout );
    xres=workout[ 0 ]; yres=workout[ 1 ];

    for( i=0; i<16; i++ ) begin
        new_palette[ i ]=org_palette[ i ]=SetColor( i, -1 );
    next

    org_pix=Physbase();
    des_pix=(( 0xffff00 & dest_picture )+0x0100 );

    resolution=Getrez();

    if( resolution equals LOREZ )then begin
        off_x=32; off_y=4;
        x_scale=1; y_scale=1;
        x_bump=0; y_bump=0;
        write_rez=0;
    endif

    if( resolution equals MEDREZ )then begin
        off_x=64; off_y=4;
        x_scale=2; y_scale=1;

```



```

x_bump=1; y_bump=0;
write_rez=1;
endif

if( resolution equals HIREZ )then begin
  off_x=64; off_y=8;
  x_scale=2; y_scale=2;
  x_bump=1; y_bump=1;
  write_rez=2;
endif

box_width=256; box_height=192;
form_alert( 1, welalert );
  finished=FALSE;
  for_reading=0;
  top=0; bottom=200;
end

/*-----*/
convert()
begin
  read_the_picture();
  select_parameters();
  make_picture();
  write_the_picture();

  button=form_alert( 1, vertlert );
  if( button equals NO )then finished=TRUE;
end

/*-----*/
wait_for_mousepress()
begin
  int mx, my, pressed, dum;

  do begin
    graf_mkstate( &mx, &my, &pressed, &dum );
    repeat while( not pressed );
  end

end

/*-----*/
select_parameters()
begin
  dest_type=form_alert( 2, dtypealert );
  DELAY
end

/*-----*/
make_picture()
begin
  found=FALSE;
  rle_index=0;
  for( i=0; i<bytes_read; i++ )begin
    if( rle_buffer[ i ] equals ESCAPE AND
        rle_buffer[ i+1 ] equals 'G' AND
        rle_buffer[ i+2 ] equals 'H' )then begin
      found=TRUE;
      rle_index=( i+3 );
    endif
  next

  if( found )then begin
    draw_picture();
  endif

  if( not found )then begin
    form_alert( 1, "[1] That's not an RLE file. ][ Split ]" );
  endif
end

/*-----*/

```

continued on next page


```

draw_picture()
begin
  int mx, my, pressed, dum;

  drawing=TRUE;
  Setscreen( des_pix, des_pix, -1 );
  row=0; column=0;
  v_hide_c( gem_handle );

  while( drawing )begin

    blackdots=( rle_buffer[ rle_index++ ]-32 );
    whitedots=( rle_buffer[ rle_index++ ]-32 );

    if( blackdots+32 equals ESCAPE )then drawing=FALSE;

    while( blackdots AND drawing )begin
      Plot( row, column, BLACK );
      blackdots--;
      column++;
      end_of_line_check();
    wend

    while( whitedots AND drawing )begin
      Plot( row, column, WHITE );
      whitedots--;
      column++;
      end_of_line_check();
    wend

    graf_mkstate( &mx, &my, &pressed, &dum );
    if( pressed )then drawing=FALSE;
  wend

  v_show_c( gem_handle );
  wait_for_mousepress();
  Setscreen( org_pix, org_pix, -1 );
end

/*-----*/
end_of_line_check()
begin
  if( column>255 )then begin
    column=0;
    row++;
  endif
  if( row>191 )then drawing=FALSE;
end

/*-----*/
Plot( row, column, color )
int row, column, color;
begin
  vs1_color( gem_handle, color );

  box[ 0 ]=off_x+( column*x_scale );
  box[ 1 ]=off_y+( row*y_scale );

  box[ 2 ]=off_x+( column*x_scale )+x_bump;
  box[ 3 ]=off_y+( row*y_scale );

  box[ 4 ]=off_x+( column*x_scale )+x_bump;
  box[ 5 ]=off_y+( row*y_scale )+y_bump;

  box[ 6 ]=off_x+( column*x_scale );
  box[ 7 ]=off_y+( row*y_scale )+y_bump;
  box[ 8 ]=off_x+( column*x_scale );
  box[ 9 ]=off_y+( row*y_scale );

  v_pline( gem_handle, 5, box );
end

```



```

/*-----*/
read_the_picture()
begin
    form_alert( 1, oreadalert );
    drive=Dgetdrv();
    path[ 0 ]=( drive+'A' );

    fsel_input( path, in_filename, &button );
    v_hide_c( gem_handle );
    if( button does_not_equal CANCEL )then begin

        read_handle=Fopen( in_filename, for_reading );
        if( read_handle > ERROR )then begin

            bytes_read=Fread( read_handle, max_len, rle_buffer );

            endif
            Fclose( read_handle );
        endif
        v_show_c( gem_handle );
    end

end

/*-----*/
write_the_picture()
begin
    Setscreen( org_pix, org_pix, -1 );
    Setpalette( org_palette );

    form_alert( 1, owritealert );
    pix_handle=ERROR;
    fsel_input( path, out_filename, &button );
    v_hide_c( gem_handle );
    Setscreen( des_pix, des_pix, -1 );
    Setpalette( new_palette );

    if( button does_not_equal CANCEL )then begin
        pix_handle=Fcreate( out_filename, 0 );
        if( pix_handle > ERROR )then begin

            if( dest_type equals NEO )then begin
                Fwrite( pix_handle, 4L, &neo_buffer );
                Fwrite( pix_handle, 32L, &new_palette );
                Fwrite( pix_handle, 12L, &out_filename );
                Fwrite( pix_handle, 80L, &neo_buffer );
                Fwrite( pix_handle, 32000L, des_pix );
            endif

            if( dest_type equals DEGAS )then begin
                Fwrite( pix_handle, 2L, &write_rez );
                Fwrite( pix_handle, 32L, &new_palette );
                Fwrite( pix_handle, 32000L, des_pix );
            endif

            if( dest_type equals DOODLE )then begin
                Fwrite( pix_handle, 32000L, des_pix );
            endif
        endif
        Fclose( pix_handle );
    endif
    Setscreen( org_pix, org_pix, -1 );
    Setpalette( org_palette );
    v_show_c( gem_handle );
end

/*-----*/
terminate()
begin
    form_alert( 1, tksalert );
    v_clsvwk( gem_handle );
    appl_exit();
end

```


MICROTYPE

A DIVISION OF MICRO PERIPHERALS, INC.

P.O. BOX 368

KETTERING, OHIO 45409



ATARI	SOFTWARE and BOOKS
520 ST's C'mon Now, Do It! CALL	ST SOFTWARE TOO MUCH TO LIST CALL
SF 314 Double Sided Drive CALL	ALL titles from: Haba, VIP, Broderbund,
SHD 204 20 Megabyte Hard Disk CALL	Mark of the Unicorn, Hippo, Unison World,
SC 1224 RGB Color Monitor CALL	Migraph, Oss, Infocom, Atari, Michtron,
130 XE (8-bit Wonder of the World!) 125	SST Systems, Mirage Concepts, etc.
65 XE 89	We will have everything WORTH having!
1050 Disk Drive 125	"THE C PROGRAMMING LANGUAGE" by B.W.
1020 Color Printer/Plotter 25	Kernighan and D.M. Ritchie 19
Power Supply 400/800/810 1050/850 15	8 BIT SOFTWARE FOR THE LATEST, CALL
Power Supply 600/800 XL, 130 XE 26	PAPERCLIP 39
INDUS GT 219	PRINTSHOP 29
Power Supply for Indus GT 15	GRAPHICS LIBRARY #1, #2, or #3 (each) 16
	O.S.S. BASIC XE 46
	O.S.S. BASIC XL 36

PANASONIC

KX-P1080 5 NLQ MODES! NEW 219
KX-P1091 Rated the No. 1 Printer! 249
KX-P1092 80 col. True 180 cps 339
KX-P1592 136 col. True 180 cps 549
KX-P3131 L.Q. Daisy, 80 col 279
KX-P3151 L.Q. Daisy, 136 col 429
KX-P110 Ribbon, Blk 9
COLOR RIBBONS 11

CITIZEN

MSP-10 289
MSP-15 CALL

EPSON

LX-80 (80 col) 239
FX-85 (80 col) 379
FX-286 200 cps (135 col) 539

STAR MICRONICS

NX-10 (80 col) NEW MODEL CALL
SG-10 (80 col) 229
SG-15 (135 col) 429
STAR SG-10 Ribbons 4

MODEMS

ATARI 1030 45
XM-301 Direct Connect 38
QMI 1200 ST (for 520 ST Complete!) 179
HAYES 1200 Smartmodem 399
US ROBOTICS COURIER 2400-100% Hayes! 429
PRENTIS P212ST-1200 bps, 100% Hayes! 239
SUPRA 1200 AT 179
SUPRA ST MODEM, 1200 bps 179
VOLKSMODEM 1200 189
AVATEX Smart 1200 bps Special 99

INTERFACES/BUFFERS

ATARI 850 In Stock! 119
P.R. CONNECTION (100% 850 compatible) 66
CABLES - We've Got 'Em CALL
U CALL (For Hayes, etc.) 39
U PRINT A 52
U PRINT A-64 with 64K Buffer 99
APE FACE XLP 59
SUPRA / MPP MICROPRINT 39
SUPRA / MPP MICROSTUFFER (64K Buffer) 69
SUPRA / MPP 1150 52

TEKNIKA MJ-10 Composite Color 189
TEKNIKA MJ-22 RGB and Composite 279
THOMPSON Green W/ Audio 85
THOMPSON Amber W/ Audio 90
THOMPSON Composite Color 159

MONITORS

TEKNIKA MJ-10 Composite Color 189
TEKNIKA MJ-22 RGB and Composite 279
THOMPSON Green W/ Audio 85
THOMPSON Amber W/ Audio 90
THOMPSON Composite Color 159

ACCESSORIES

ST- COVERS, Heavy Grade Vinyl 8
ST- MOUSE MAT, Matching ST Color 10
ST- 6' Printer Cable 19
ST- Modem Cable (to Hayes, etc.) 17
ST- Monitor Stand, Swivel & Tilt 15
Disk File for 3.5" disks (holds 40) 9
Flip N File DATA CASE (holds 50) 8
Disk File, with Lock (holds 100!) 13
Rotary Disk File (holds 72) 15
Power Strip, 6 outlet, (15 amp Surge) 15
Printer Stand, Heavy Duty, Sloping 13
ATARI "Standard" Joystick 6
6' Atari Serial I/O Cable 7
CompuServe Starter Kit 21
U.S. DOUBLER (Dbl. Density for 1050) 49
"Duplicator" 129

PRINTER SUPPLIES

MAILING LABELS , White, 500 pack 3
per 1000 4
Blu, Pnk, Gn, Yel, 800 pack (200 ea) 9
per 500, any 1 color 5
per 1000, any 1 color 7
Big Labels, 1-7/16x4", White, per 500 5
PRINTER PAPER , Micro-Fine perfs, 20 lb.
500 sheets, Pure White Bond 8
1000 sheets, same as above 14
Carton (2600 sheets), as above 29
PRINTSHOP "Rainbow" Color Paper Packs
Pastels (5 colors), 50 sheets of ea 12
Matching Envelopes, 20 of each 6
Brights (8 colors), 50 sheets of ea 29
Matching Envelopes, 20 of each 10
ALL 13 colors, 50 sheets of each 39
Matching Envelopes, 20 of each 14
(Deduct 10% for 100/color paper packs)

Prices Are Per Box of 10 **DISKETTES** Minimum Order of 2 Boxes

No. of Boxes	GENERIC		BONUS		WABASH	3.5" MICRO-FLOPPIES		
	SS/DD	DS/DD	SS/DD	DS/DD		SONY	SS/DD	VERBATIM
2-5	8.50	10.50	10.50	13.50	10.50	20.50	29.50	15.50
6-10	7.50	9.50	9.50	12.50	9.50	19.50	28.50	14.50

Rainbow Colored Centech Disks (2 ea of 10 colors per pkg) 17

"Silver" Centech Disks (20 Pack) 17

TO ORDER, CALL TOLL FREE

1-800-255-5835

M-TH 9 am-9 pm • FRI 9 am-5 pm • SAT 10 am-2 pm EST



Ohio Residents, Order Status or Tech. Info Call (513) 294-6236



TERMS AND CONDITIONS

24 HR shipping on in stock items • NO EXTRA CHARGES FOR CREDIT CARDS! • Minimum order \$20 • G.O.D. to continental U.S. only, add \$3 • Ohio residents add 6% sales tax • Please allow 3 weeks for personal or company checks to clear • Shipping/Handling: Hardware, \$4 minimum; Software and most accessories, \$3 minimum • Overnight shipment available at extra charge • We ship to Alaska, Hawaii, Puerto Rico (UPS Blue Label Only), APO, and FPO • Canadian orders, actual shipping plus 5%, minimum \$5 • All defective products require a return authorization number to be accepted for repair or replacement • No free trials or credit • Due to changing market conditions, call toll free for latest price and availability of product.

TECH TIPS

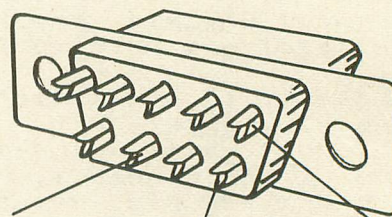
If you want to try a different approach to protecting your valuable programs, you might consider a hardware key. Hardware key protection is now starting to appear with commercial software such as Batteries Included's Paper-Clip word processor.

HOW IT WORKS

Every joystick port on an 8-bit Atari has two PADDLE inputs. Each input can return a number between zero and 228 to your program. This value is based on the amount of electrical resistance in the PADDLE controller.

Usually, this resistance is provided by a paddle controller. But if we solder a pair of fixed resistors across the appropriate pins of the joystick plug, we can easily write code in our program to look for these known values and take whatever action we want if they are not there.

FIGURE 1



+5 volts DC

paddle A

paddle B

You will need a few inexpensive components: a DB-9 female plug (\$2.49, Radio Shack #276-1538), a hood for the plug (\$1.99, Radio Shack #276-1539) and two resistors (19 cents, Radio Shack) with any different values between 470 ohms and 10K ohms. These resistors will supply your hardware encoding.

Solder one end of both resistors to the plug's pin 7. Solder the free end of one resistor to pin 9 (PADDLE 0) and the free end of the other resistor to pin 5 (PADDLE 1). Enclose the resistors with the hood.

Insert your key into joystick port 1 and boot your computer with BASIC. Type in this short program:

```
1 A = PEEK(624):B = PEEK(625)
```

```
2 ? "A = ";A;" B = ";B
```

You will see values for A and B displayed on the screen. These are the values you will want your program to look for. For example, you could write a line like this:

```
100 IF PEEK(624)<>A AND PEEK(625)<>B THEN PRINT "INSERT KEY":GOTO 100
```

If you intend to use the key with a BASIC program, a machine language loader that checks for the key would probably be the best approach. If you write one, share it with other Atari users by sending it to the Antic I/O Board for possible publication.

(Antic came across this Hardware Key project in the newsletter of Milatari, the Milwaukee Atari Users Group, where it was put together by Gerald Hagopian.—ANTIC ED)



New: Prospero's professional language compilers for the Atari 520ST

PRO PASCAL & PRO FORTRAN-77 FOR ATARI 520ST

\$149

ISO-PASCAL

Pro Pascal is validated to ANSI 770X3.97 Class A (no errors) on the Z80 processor under CPM and the 8088 processor under PC-DOS. This provides a guarantee that the compiler is complete and works perfectly.

**NO BUGS
YOU DON'T
HAVE TO
FILL IN ALL
THE HOLES**

FORTRAN 77

Pro Fortran-77 is a full implementation of ANSI Fortran 77 with no omissions and many useful extensions

**USE THE LANGUAGES
THE PROFESSIONALS DO:
PASCAL AND FORTRAN**

Ideal for

- Atari software developers
- schools and colleges
- students of computing
- development of personal skills
- solving technical problems
- training institutions

✓ Produces compact efficient code

Lazy I/O
All files closed on exit from procedure

**PASCAL ↔ FORTRAN
INTERLINKABLE OBJECT CODE**

16 digit

Single and double precision
IEEE format arithmetic gives
7 or 16 digit precision

Compilers include:
compiler, linker,
run-time libraries,
librarian,
X-ref program,
sample programs,
200 page manual.

REVIEWS & INFO
Call* 1-011-441-741 8531
for a free info pack with
datasheets and magazine
reviews!

At Prospero we specialise in writing language compilers. We produce the best possible compilers, conforming to the appropriate standard, and giving programmers a secure base on which to build.

"Pro Pascal is not only ISO-validated, it is also a superb-quality and very full software development tool."
Personal Computer World Nov 1985

Z80 family

8086 family

Prospero compilers:
portable source code

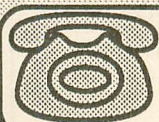
68000 family

Atari specialists & distributors: contact us for distributor terms

BIG

Compiles big programs
>10000 lines...
>1000 identifiers...
Separate compilation
to build libraries and
massive program suites

Used at 5000 sites
around the world



***Call early!**
Before 1pm East coast,
10am West coast

Prospero Software Ltd
190 Castelnau, London SW13 9DH
England. Telephone 01-741 8531.
Telex 8814396 PROSOF G.

It's easy to order!

Credit card holders phone 1-011-441-741-8531*
Mastercharge, Visa, Diners & Amex taken.

Send this coupon with cheque to Prospero Software,
190 Castelnau, London SW13 9DH, England.
Add \$5 shipping. Allow 28 days for delivery.
Please supply ___ copies Pro Fortran-77 at \$149.
Please supply ___ copies Pro Pascal at \$149.
Special offer: both compilers for \$269.
(Atari 520ST) I enclose payment for \$ ____.

Name _____
Address _____

Telephone no _____
In case of query call 1-011-441-741 8531*
or telex 8814396

Mail order

S HOPPERS
MARKET

COMPUTER OUTLET
ST-MAIL ORDER SPECIALS
ONLY \$12.95 EACH

- ST Printer Cable ■
- ST RS232 Modem Cable ■
- Surge Bar with 6 outlets ■
- ST Disc Drive Cable 6 foot ■

1200/300 Auto Modem (Hayes type) only \$179.95
Citizen Printer model 120D super buy \$199.95
Authorized Atari Sales & Service

Free shipping with any order
We service what we sell since 1983

COMPUTER OUTLET
(619) 282-6200

5861 Mission Gorge Rd. / San Diego, CA 92120
15 DAY TRIAL / MONEY BACK WARRANTY
Call or write for our monthly Hot Sheet

520 ST/1040 ST CARTRIDGE

YOUR PROGRAM

QUANTITY ONE PRICE FROM \$69.

CALL FOR QUOTE AND PROGRAMMING INFO.

ANSI VT100 CARTRIDGE
FULL TERMINAL EMULATION

CALL 916-265-4668

NODE COMPUTER SYSTEMS
408 BROAD STREET
NEVADA CITY, CA 95959

XL/XE BOSS II
for 130xe, 800x1, 1200x1

the XL BOSS has been completely rewritten--more compatibility plus new features:

- * runs more software
- * monitor now built-in
- * coldstart with custom O.S.
- * disassembler added
- * coldstart and Keep user O.S.
- * create and save your own O.S.
- * same great console commands
- * coldstart from console keys
- * BASIC off default-on with OPT.
- * dual Operating System board
- * use stock or custom O.S.

new price
\$59.95 US
cal res. add 6.5%
foreign add 3.00
cod add 3.00
no charge cards

po box2205
redondo bch CA 90278
Allen Macroware 213 3764105

810 ON A PLATE
DISK DRIVE \$100.

Printed Circuit Boards (PCB) w/parts

800 Main \$10	16K RAM \$10	810 Analog \$10
800 Power \$5	10K OS \$10	810 Power \$15
CPU w/GTIA \$10	810 side w/DS \$40	1200 XL \$35
800 XL \$50				

IC \$5. ea GTIA, 800 ANTIC, 800 CPU, XL CPU, POKEY, 6520 PIA, 6507, 444, 6532, 6810, 810 ROM C
IC \$10. ea XL ANTIC, MMU, XL/XE OS, BASIC C, 850 ROM B, 1050 ROM, 1771

Complete working 810 Less case \$120.00 (\$100.)
With B&C Black Anodized Case \$140.00 (\$120.)
With Case and Happy Upgrade \$220.00 (\$200.)
Field Service Manuals 800/400, 800XL or 810 \$25. ea
For 1050, 1025, 1027, 825, 850 or 1200XL \$20 ea
Diagnostic Cartridges Computer or Disk \$25. ea

(\$ Prices in parenthesis do not include I/O Cable or Power Pak)

B&C Computervisions (408) 749-1003
3283 Kifer Rd., Santa Clara, CA 95051

Software Tools

MICRO C-Shell \$49.95
Unix style C shell with aliases
I/O Redirection, & batch files.

MICRO C Tools \$24.95
Unix style software tools for text editing and debugging.

MICRO Make \$34.95
Automatically builds programs. Creates batch files or executes compiler/linker etc. directly.

Atari ST and IBM PC Versions
(415)658-5318
Beckemeyer Development Tools
592 Jean St. #304
Oakland, CA 94610

HL 256K
MacroRam board
for the 800XL

- * NO solder on socketed machines
- * use as ramdisk or extra ram
- * upgrade single drive systems
- * maximize multiple drive sys.
- * fast animation-page flipping
- * 3 times the extra ram as 130xe
- * same bank area as 130xe
- * includes multidensity Ramdisk
- * user selectable 3 densities
- * page flipping-fast load demos
- * with or without ram chips

8 256K-150ns ramchips opt.
less ram \$49.95
with ram \$62.95
cal res. add 6.5%
foreign add 3.00
cod add 3.00
no charge cards

po box2205
redondo bch CA 90278
Allen Macroware 213 3764105

Antic Pays To Publish Outstanding Work

With all the new Atari products coming to market, **Antic** is once again open for freelance reviews—and for freelance articles without programs. If you have never written for us before, you'll need to send a sample review or article so that your writing can be evaluated before we consider you for an assignment.

Material accepted by **Antic** should be submitted both as disk files and printed hardcopy format. Your submissions cannot be returned to you unless you provide a stamped, self-addressed return envelope.

Please mail your submissions to:

Editor
Antic Magazine
524 Second Street
San Francisco, CA 94107

The Price War Is Over

*We Will Beat Any Price
Anywhere.*

Atari ST Hardware		Atari ST Software		Atari 8-Bit Hardware		Atari 8-Bit Software	
Atari 1040ST.....	Call	Borrowed Time	\$31.00	Atari 130XE	\$115.00	Acrojet	\$19.50
Atari 520ST RGB	Call	Chat	\$13.00	Atari 65XE	Call	Action!	\$42.00
Atari 520ST Mono	Call	Final Word	\$79.00	Atari 1050	Call	Basic XE	\$42.00
Atari 520ST (CPU)	Call	Haba Software	Cheap	Indus GT	\$188.00	Basic XL	\$33.95
Atari SF354	Call	Hacker	\$28.00	Atari XC11	Call	Battalion Command	\$24.95
Atari SF314	Call	H & D Base	Call	Atari 1027	\$98.00	Battle of Antietam	\$32.00
Atari SM124	Call	H & D Forth	Call			B/Graph	\$24.95
Atari SC1224	Call	H & D Toolbox	Call			Broadsides	\$24.95
ST Station	Call	PC Intercomm	\$69.00			Computer Baseball	\$24.95
Supra Hard Disk	Call	Personal Diskit	Call			Computer QB	\$24.95
		Sundog	\$22.00			Conflict in Nam	\$19.00
		VIP Professional	Call			Crusade in Europe	\$24.95
		Silent Service	\$24.00			Silent Butler	\$19.99
		Flight Simulator	Call			Gemstone Warrior	\$22.00
		Micro C Shell	Call			War in Russia	\$48.00
		Mindshadow	\$31.00			Dec. in the Desert	\$24.95
		Print Master	\$24.95			Kennedy Approach	\$19.50
		P. M. Art Gallery	\$19.95			Solo Flight	\$19.50
		Easy Draw	Call			Learning Phone	Call
		Graphic Artist	Call			Syncalc 130XE	\$29.95
		Music Studio	\$37.50			Megafont II+	\$17.00
		2Key Accounting	\$32.99			Rubber Stamp	\$18.00
		Home Planetarium	\$19.75			Paperclip	\$35.99
		Joust	\$19.75			Mac/65	\$42.00
		CP/M Emulator	\$32.99			Print Shop	\$26.00
		Apple II Emulator	Call			Karateka	\$18.50
		IBM Emulator	Call			Lode Runner	\$22.00
		Megamax C	Call			Atariwriter Plus	\$24.95
		Metacomco Pascal	Call			Panzer Grenadier	\$34.00
		Lattice C	Call			Hacker	\$19.50
		GST C	Call			Space Shuttle	\$15.75
		Andra	Call			Mindshadow	\$15.75
		UCSD Pascal	Call			Great Am. Rd. Rce	\$15.75
		Regent Spell	Call			F-15 Strike Eagle	\$24.95
		Regent Word	\$35.00			Silent Service	\$19.50
		Regent Word II	\$35.00			Gunship	\$19.50
		Regent Base	Call			Synfile 130XE	\$29.95
		VIP Lite	Call			Page Designer	\$18.00
		Micro C Shell	Call			Typesetter	\$21.00
		Rubber Stamp	Call			HomePak	\$31.00
		Megafont II	Call			OSS Toolkits	\$17.99
		Meta 68000 Asm	Call			Printshop Lib. 1/2/3	\$15.95
		Brattacas	Call			Chmp. Lode Run	\$18.50
		Degas	\$24.95			Ultima IV	\$39.00
		Personal Pascal	\$39.00			Sparta Dos CS	\$24.95
		ST Talk	\$13.00			Home File Manager	\$7.99
		Typesetter ST	\$24.00			Music Painter	\$7.99
		Zoomracks	\$48.99			Star Raiders	\$7.99
		Modula-2	Call				
		Personal Prolog	Call				
		Kings Quest II	Call				

Printers


Panasonic	Call
Epson	Call
Citizen	Call

Modems

Avatex 1200	\$89.00
QMI 1200ST	\$129.00
Hayes 1200	Call
Atari XM301	\$37.95
Supra/MPP 1000E	\$37.50

June Specials

Avatex 1200 PR Conn./Amodem	\$149.00
Atariwriter Plus	\$24.95
Avatex 1200	\$89.00
Sakata SC100	\$128.95
Teknika MJ-10	\$178.00
Teknika MJ-22	Call



Avatex 1200
\$89.00


Hayes Compatible!
Everyday Low Price!

Accessories

US Doubler	\$42.00
Rambo XL	\$29.95
R-Time Cart	\$43.00
The Duplicator	Call
Indus Expander	Call
Bonus SS/DD 5.25	\$6.99
Bonus DS/DD 5.25	\$7.50
Flip & File All Sizes	Call
Paper 1000 Sheets	\$11.00
Paper 2500 Sheets	Call
Maxell 3.5	\$19.00
Sony 3.5	\$21.00
Fuji 3.5	\$19.00

Interfaces

P.R. Connection	\$55.00
Supra Microprint	\$29.00
Supra 1160	\$39.00
Supra Micronet	\$149.00
Supra Microstuffer	\$57.00
U-Print	\$48.00
Apeface	Call
Atari 850	Call
ST Printer Cable	\$8.99



Atari 130XE
\$115.00

128K Of Memory!
Lowest Price Anywhere!

Food Services

Black Patch Systems

TO ORDER (Visa, MasterCard): Call TOLL FREE 1-800-ATARI-02

For technical information, order inquiries, or for MD orders call 301-757-1329, or write

Black Patch Systems, P.O. Box 501, Arnold, MD 21012

Risk Free Policy: In-stock items shipped within 24 hours of order. No deposit on C.O.D. orders. Free shipping on prepaid cash orders within the continental U.S. Volume discounts available. MD residents add sales tax. APO, FPO, and international orders and \$5.00 plus 3% for priority mail service. Advertised prices show 4% discount for cash, add 4% for MasterCard or Visa. Personal checks require 4 weeks clearance before shipping. Ask about UPS Blue and Red label shipping. All merchandise carried under manufacturer's warranty. Free catalog with order. All items subject to change without notice. Dealer Inquiries Invited

Xlent Software

DON'T LIMIT YOUR PRINTER

WITH PROGRAMS LIKE THE PRINT SHOP!

DON'T TAKE OUR WORD!

"TYPESETTER, especially when coupled with RUBBER STAMP, is destined to become one of the premier ATARI graphic utilities"
- ANALOG COMPUTING

"Ultimate in printer control"
- ATARI EXPLORER

"Users without artistic skill will be able to do rather sophisticated mixing of graphics & various sizes of typography"
- ANTIC MAGAZINE

"TYPESETTER is a powerful tool"
- CURRENT NOTES
Washington, DC ACE

Xlent Software's PRINTWARE SERIES

TYPESETTER

BY DORFMAN & YOUNG

UNSURPASSED PRINT QUALITY

- > Over 700,000 pixels resolution
- > Create any printed material-labels, cards, newsletters, business graphics
- > Use pictures from other programs
- > Create clip-art and "stamp" anywhere
- > INCLUDES 17 FONTS!

ST VERSION: \$39.95

ALL 8-BIT: \$34.95

RUBBER STAMP

BY YOUNG, DORFMAN,
AND DELLINGER

HIGH RESOLUTION UTILITY

- > Create up to FOUR icons AT ONCE
- > Modify Gr.8 or 7+ screens & add text in 32 sizes and TWO resolutions
- > Business/personal graphics for display, or use in TYPESETTER

ST VERSION: \$39.95

ALL 8-BIT: \$29.95

PAGE DESIGNER

BY YOUNG & DORFMAN

FULL PAGE TEXT & PICS

- > Easily creates full-page layouts GRAPHICS & TEXT
- > Use layouts in TYPESETTER (GREAT for two-column work for newsletters!)
- > 80-column typestyle included
- > Use pix and fonts from other ware

ALL 8-BIT: \$ 29.95

MEGAFONT II+

BY DELLINGER & ROGNLIE

TEXT-ICON-PIC PRINTWARE

- > Revised to use any 8x8 fonts & to print PRINTWARE icons
- > Print program lists, or text files from most Atari DOS-type word processors, IN ANY TYPESTYLE!!
- > Print pics & icons in up to FOUR SIZES!
- > FAST PRINT OPTION

ST VERSION: \$39.95

ALL 8-BIT: \$24.95

**THE PRINTWARE SERIES WORKS WITH:
EPSON-PANASONIC-GEMINI-PROWRITER-SG10-LEGEND
AND ALL COMPATIBLE PRINTERS**

WATCH FOR ANOTHER XLENT PRODUCT: ST MUSIC BOX

24 HOUR
ORDER PHONE

(703)
644-8881

Xlent Software

P.O. BOX 5228, DEPT. A
Springfield, VA 22150

ADD \$2.00 PER ITEM
FOR SHIPPING

C.O.D.: Additional
VA RES.: Add 4% tax

ADVERTISERS LIST

Be sure to mention ANTIC when contacting these advertisers—all of whom support the Atari Computer.

ABACUS SOFTWARE (612) 241-5510 . . . 49,74	LOGICAL DESIGN (408) 435-1445 61
ABBYS DISCOUNT (513) 879-9699 69	LYCO COMPUTER (408) 327-1825 4
ALLEN MACRO (213) 376-4105 104	MAGNA SYSTEMS (718) 939-0084 21
ALPHA SYSTEMS (216) 688-9014 9	MEGAMAX (214) 987-4931 58
AMERICAN TV. (415) 352-3787 42	MICHTRON (313) 334-5700 66
BATTERIES (416) 881-9941 110	MICROCUBE (703) 777-7157 27
BAYVIEW (408) 373-4011 58	MICROTYPYME 1-800-255-5835 102
B & C (408) 749-1003 104	NODE (916) 265-4668 104
BECKMEYER (415) 658-5318 104	O.S.S. (408) 446-3099 28
BLACK PATCH (800) ATARI-02 105	PALO ALTO SHIPPING (415) 854-7994 66
CENTRAL POINT (503) 244-5782 8	PROCO PRODUCTS (401) 568-8459 61
COMPUSERVE (800) 848-8199 36	PROG. COMP. APP. (301) 340-8398 16
COMPUTER CREATIONS (513) 435-6868 59	PROSPERO (U.K.) 1-011-447-741-8531 106
COMP. MO 1-800-233-9850 39	PROTECTO (312) 382-5050 46,47
COMPUTER OUTLET (619) 282-6200 104	REGENT (818) 883-0951 61
COMPUTER SOFTWARE (716) 467-9326 27	SAN JOSE (408) 723-2025 38
COMPUTER TOOLBOX (203) 597-0273 3	SOFTWARE DISC (412) 361-5291 43
CONS. COMP. SOFTWARE (716) 873-4349 66	S AND S (305) 538-1364 21
COVOX (503) 342-1271 27	SUBLOGIC (217) 359-8482 109
DATAMOST (818) 709-1202 54	SSI (415) 964-1353 40
DISK CLONE (408) 947-1161 21	TDI (214) 340-4941 61
ELECTRONIC ONE (614) 864-9994 33	TEVEX 1-800-554-1162 53
GENERAL ELECTRIC 1-800-638-9636 26	TERRIFIC PERIPHERALS (617) 232-9686 58
HAPPY COMPUTING (415) 779-3830 60	WHITE HOUSE (717) 332-7700 2
KYAN (415) 626-2080 61	XLENT (703) 644-8881 103
	ZOBIAN (215) 374-5478 7

ST ADVERTISERS

ABACUS SOFTWARE . . (612) 241-5510 . . 49,74	MEGAMAX (414) 987-4931 58
ALLEN MACRO (213) 376-4105 104	MICROTYPYME 1-800-255-5835 102
BAYVIEW (408) 373-4011 58	NODE (916) 265-4668 104
BECKMEYER (415) 658-5318 104	O.S.S. (408) 446-3099 28
CENTRAL POINT (503) 244-5782 8	PALO ALTO SHIPPING (415) 854-7994 66
COMPUTER TOOLBOX . . (203) 597-0273 3	PROCO (401) 568-8459 61
CONS. COMP. SOFTWARE (716) 873-4349 66	PROSPERO 1-011-447-741-8531 106
COVOX (503) 342-1271 27	REGENT (818) 883-0951 61
DISKCLONE (408) 947-1161 21	TDI (214) 340-4941 61
MICHTRON (313) 334-5700 66	TERRIFIC PERIPHERALS (617) 232-9686 58
	XLENT (703) 644-8881 103

This list is provided as a convenience and as a courtesy to advertisers. ANTIC does not guarantee accuracy or comprehensiveness.

ADVERTISING SALES

Antic Publishing

Robert Johns
415-957-0886

The Pattis Group

Louise Grauel
Jill Krotich
312-679-1100

Antic Publishing

524 Second Street
San Francisco, CA 94107
ROBERT JOHNS

Charles Durham & Associates

2082 S.E. Bristol #216
Santa Ana, CA 92707
CHARLIE DURHAM

The Pattis Group

4761 W. Touhy Ave.
Lincolnwood, IL 60646
LOUISE GRAUEL
JILL KROTICH

Garland Associates

10 Industrial Park Rd.
Hingham, MA 02043
PETER HARDY

Address all advertising materials to:

Deborah Onodera
Advertising Production Coordinator

Antic Magazine

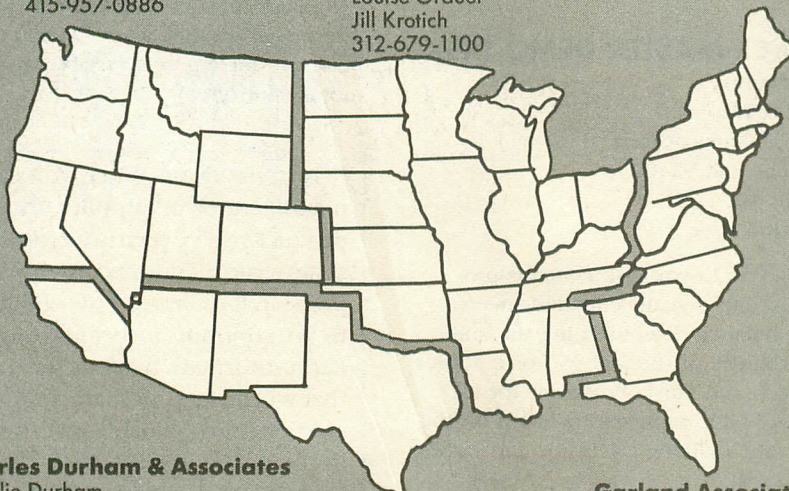
524 Second Street
San Francisco, CA 94107

Charles Durham & Associates

Charlie Durham
714-839-0980

Garland Associates

Peter Hardy
617-749-5852



New Products

New Products notices are compiled by the **Antic** staff from information provided by the products' manufacturers. **Antic** welcomes such submissions, but assumes no responsibility for the accuracy of these notices or the performance of the products listed.

PR CONNECTOR

ICD
1220 Rock Street
Rockford, IL 61101
(415) 968-2228
\$79.99

Thinking of buying a Hayes compatible modem that plugs directly into your computer? Now you have an alternative to the elusive Atari 850 Interface. The **ICD PR Connector** has one parallel port and two serial ports, just like the 850. It's compatible with any terminal program that uses a standard `Autorun.sys` autoboot file or DOS 2, and comes with three terminal programs on disk; `AMODEM 7.2`; `RSCOPE`, a version of `TSCOPE`; and the popular 850 Express. A making it compatible with Batteries Included Hometerm is also included. Uses standard 850 cables, additional cables are available for \$15 each, or ICD will custom build one for \$30.

800XE PLUS

(memory upgrade)
Triple C Computers
6807 226th Avenue N.E.
Stacy, MN 55079
(612) 462-4435
\$45

This kit supplies all hardware and signal decoding to upgrade an 800XL to 256K memory. It is compatible with the 130XE RAMdisk and the SpartaDOS Construction Set. Soldering is required and you must provide your own 256K chips. Triple C will install the kit in your 800XL for an extra \$30.

INSYST!

(business software)
SoSoft
2513 #E Sylvester Road
Albany, GA 31707
(912) 888-0821
\$79.95, 48K disk


InSyst! is an inventory system for

small businesses. Written in ACTION! for speed, it features 12-character item numbers, 24-character descriptions, use of minimum fields to compute suggested orders, multiple costs on purchases, sales history, bin location and a vendor code field.

MECH BRIGADE

(entertainment software)
Strategic Simulations Inc.
1046 N. Rengstorff Avenue
Mountain View, CA 94043
(415) 964-1353
\$59.95, 48K disk

In this "sister game" to *Kampfgruppe*, Soviet and NATO forces fight modern tactical warfare in a time period spanning the 1980s and 1990s. Four scenarios, each in a different area of West Germany, and over 40 armored vehicles are provided.



RAMJET 256K

(printer buffer)
Omnitronix Inc.
P.O. Box 43
Mercer Island, WA 98040
(206) 236-2983
\$269

The fast **Ramjet 256K Print Buffer** comes in versions for either standard parallel or RS-232 serial printers. It has a pause button for using single sheets of paper.

VOICE MASTER DEMO DISK

(software)
Covox Inc.
675-D Conger Street
Eugene, OR 97402
(503) 342-1271
\$5, 16K disk

This new Covox disk contains programs and digitally-encoded speech vocabularies demonstrating the audio capabilities of the \$89.95 Voice Master Speech and Music Processor for all Atari 8-bit computers. Included on the disk are a talking calculator and talking keyboard.

SCENERY DISKS 1-6

(For Flight Simulator II)
SubLogic Corporation
713 Edgebrook Drive
Champaign, IL 61820
(217) 359-8482
\$19.95, 48K disk

Each of these scenery disks covers a region of the Western half of the U.S. and expands the potential flying environment of SubLogic's best-selling Flight Simulator II software. The six-disk set costs \$99.95.

TINKERTUNE

(software)
Minerva Research Limited
35 Olympia Avenue
Victoria, BC
Canada V8V 2N3
(604) 385-3711
\$29.95, 48K disk

Tinkertune turns your computer into a three-octave mini-organ with a choice of nine different scales, four wave envelopes and percussion sound. The live performance feature plays a single note or a full chorus at the touch of a key or joystick.

HOME ROBOTICS WORKSHOPS


(robot kits)
Multibotics Inc.
#A 2561 South 1560 West
Woodcross, UT 84087
(801) 298-9077
\$59.95-\$199.95

Build robots to interface with your computer. These workshops provide projects and experiments showing how computers interact with the real world. The master module allows your computer to function as a variable-speed motor controller.

Return the favor. When you call a manufacturer or supplier about a product you've seen advertised or otherwise mentioned in **ANTIC**, please tell them so. This will help us to continue to bring you the latest information about products that will make your Atari computer an even more valuable investment in the future.—**ANTIC ED**

Flight Simulator II

For
Atari computers
with 48K memory



Put yourself in the pilot's seat of a Piper 181 Cherokee Archer for an awe-inspiring flight over realistic scenery from New York to Los Angeles. High speed color-filled 3D graphics will give you a beautiful panoramic view as you practice takeoffs, landings, and aerobatics. Complete documentation will get you airborne quickly even if you've never flown before. When you think you're ready, you can play the World War I Ace aerial battle game. Flight Simulator II features include ■ animated color 3D graphics ■ day, dusk, and night flying modes ■ over 80 airports in four scenery areas: New York, Chicago, Los Angeles, Seattle, with additional scenery areas available ■ user-variable weather, from clear blue skies to grey cloudy conditions ■ complete flight instrumentation ■ VOR, ILS, ADF, and DME radio equipped ■ navigation facilities and course plotting ■ World War I Ace aerial battle game ■ complete information manual and flight handbook.

See your dealer . . .

or write or call for more information. For direct orders please add \$1.50 for shipping and specify UPS or first class mail delivery. American Express, Diner's Club, MasterCard, and Visa accepted.

Order Line: 800/637-4983

subLOGIC
Corporation
713 Edgebrook Drive
Champaign IL 61820
(217) 359-8482 Telex: 206995

30 Mural Street, Richmond Hill, Ontario L4B 1B5 Canada (416) 881-9941 Telex: 06-986-266 17875 SKY Park North, Suite H, Irvine, California, USA 92714 (416) 881-9816 Telex: 509-139 If you can't find
original disk. Suggested U.S. list price. All prices shown are in U.S. funds. WRITE TO US FOR OUR FULL COLOR CATALOG OF SOFTWARE FOR ATARI, ATARI ST, APPLE, MACINTOSH, COMMODORE, AMIGA
AND IBM SYSTEMS. ©1986 BATTERIES INCLUDED. APPLE, ATARI, COMMODORE AND IBM ARE REGISTERED TRADEMARKS RESPECTIVELY OF APPLE COMPUTERS INC., ATARI INC., COMMODORE
BUSINESS MACHINES INC. AND IBM BUSINESS MACHINES INC.



Your upcoming day,
week, month and
entire year at a glance
Sophisticated electronic
desk diary, and more
Database functions let you keep
track of expenses and other
time-related information
For anyone who needs to control
their future, schedule their
day and keep track of their past



The Time
Management
System

TIME LINK

August 1986

\$49.95*

BATTERIES INCLUDED
For the
MAC and
ATARI ST