

#1 Atari Computer Magazine

U.S.A. \$3.50
CANADA \$4.00

Antic®

The ATARI® Resource


APRIL 1985 VOLUME 3, NUMBER 12

COMPUTER FRONTIERS

Robots

Artificial Intelligence

The New Atari Computers



INSIDE: 10 TYPE-IN PROGRAMS

ALAN ORAMOTO

GH**OST**BUSTERS™


NOW AVAILABLE FOR
COMMODORE 64™, APPLE II AND
ATARI™ HOME COMPUTERS

THE COMPUTER GAME
BY DAVID CRANE



NOW PLAYING ON A COMPUTER NEAR YOU...

DON'T MISS IT!



ACTIVISION
HOME COMPUTER SOFTWARE

NOW! YOU CAN GET THOUSANDS OF FREE PROGRAMS, AND PUT YOUR TELEPHONE TO WORK

With The New ATARI Modem/Software Package For Only \$79.95!

To get more out of your ATARI, whether you're a brand-new owner or a database expert—this offer is for you. The ATARI 1030 is the easiest-to-use modem on the market. And since the experts at ATARI designed it, you're guaranteed that it works with your ATARI Computer System.

The perfect modem package for everyone, it has all the necessary software built right in. All you need is a 16K ATARI computer and a telephone line to get started! If you're a disk drive owner, this package includes additional software (on disk—selected by ANTIC Magazine) that will give your 1030 all the power you'll ever need!

NEW!

- Upload/Download Files With Your Disk Drive
- Auto Dial Telephone Number Database
- Easy Downloading Of Programs From Compuserve's ATARI SIG.
- Easy Access To All Bulletin Board Systems
- Simple ATARI-To-ATARI "MacIntosh-Like" Terminal Software

and more...

You'll love the hi-tech design of the 1030 modem. It'll look great next to your computer and peripherals! And hidden inside is the most sophisticated circuitry on the market. This means 100% accurate file transmissions the first time—even over voice-grade phone lines anywhere in the country. Your 1030 modem is built almost to military specs—guaranteed to have less than 1 bit-error out of every 100,000 bits—the lowest in the industry.

And, you'll also receive free introductory subscriptions to Compuserve (access to hundreds of great free programs), and Dow Jones

News Retrieval Service (get stock quotes as fast as your stock broker), with FREE TIME ON EACH!

Now ATARI quality at a lower price THAN ANY OTHER MODEM!



YES! I want this extraordinary communications value!

I'm ordering now so I can receive:

- 1 ATARI 1030 300 baud modem with built in software
- Free Introductory Time on: Dow Jones, Compuserve
- Disk Communications Software

The suggested retail value is \$199.95 MY PRICE IS ONLY \$79.95
Send me _____ number of packages at \$79.95 per package to:

Name _____

Address _____

City _____

State _____

Zip _____

Please make check payable to ADD-ON Systems.
Payment enclosed check money order
Bill my Mastercard Visa

Credit Card Orders Only Call Toll Free
800 227 1617 X133
800 772 3545 X133 (inside CA)

California residents add 6½% sales tax.
Add shipping charges of \$2.75 per modem.

Canadian residents please send U.S. dollars • Allow 2-4 weeks for delivery
• Prices subject to change without notice • Delivery subject to availability.

Send coupon to:


ADD-ON Systems
524 2nd St.
San Francisco, CA 94107



Expand Your Atari
...With peripherals from MPP

MicroPrint Parallel Printer Interface

- Works with Atari, 400, 800, 600XL and 800XL
- Replaces Atari 850™ Interface Module
- Compatible with all software
- 5-foot cable with Centronics plug (compatible with Epson, NEC, Prowriter, etc.)
- Connects to serial bus on computer
- 2 Year Warranty



SOPHISTICATED SMART TERMINAL SOFTWARE ON CARTRIDGE

FEATURES:

- Supports XMODEM Protocol
- ASCII/ATASCII Translation
- Allows Transfer of Files Larger than Memory
- Upload/Download of Text and Programs
- 100% Machine Language
- Loads a 65 Column Screen Driver
- Multiple Buffers
- Off-Line Editing
- Variable Baud Rate
- Parity Options
- Full/Half Duplex

ONLY
\$149.95

MPP-1000C Modem

- Auto Answer / Auto Dial
- Direct Connect to Phone Line
- No Atari 850™ Interface Module Needed
- Includes AC Adapter / Power Supply
- Free CompuServe DemoPak™
- 1 Year Warranty
- Connects to Joystick Port
- Works on ALL Atari Computers



MICROBITS PERIPHERAL PRODUCTS

225 Third Avenue, SW • Albany, OR 97321

ORDERS: 1-800-624-7532

CUSTOMER SERVICE: 1-503-967-9075

Antic[®]

The **ATARI**[®] Resource

APRIL 1985, VOLUME 3, NUMBER 12

FEATURES

- FIRST LOOK AT THE NEW SUPER ATARIS** by Nat Friedland 17
Inside the new 16-bit 512K Atari computer — and more!
- ROBOT UPDATE** by Michael Ciralo 24
Latest robot-Atari interface news
- EXPERT SYSTEMS** by Larry Levitt 28
Antic's first look at artificial intelligence
- THE EIGHT QUEENS PROBLEM** by Angelo Giambra 33
Your Atari's brute strength solution **TYPE-IN SOFTWARE**
- '84 TAX SPREADSHEET UPDATE** by K.W. Harms 34
SynCalc tax preparation follow-up **TYPE-IN SOFTWARE**
- SECRET AGENT** by John Smith 37
Automatic secret code program! **TYPE-IN SOFTWARE**
- DOT MATRIX DIGITIZER** by Charles Jackson & Steve Chapman 40
Your printer can digitize photos! **TYPE-IN SOFTWARE**
- SPLASH IN ACTION!** by Paul Chabot 43
Demo of ACTION! vs. BASIC **TYPE-IN SOFTWARE**
- SPEECH EDITOR** by Mark Giambruno 45
Menu-driven S.A.M. talk! **TYPE-IN SOFTWARE**
- PICTURE SHOW** by Patrick Dell'Era 46
"Price's Picture Painter" gets friendlier! **TYPE-IN SOFTWARE**

Reaching into the future of robotics . . . 24



Match wits with your Atari! 56



Secret Agent simplifies cipher secrets . 37

DEPARTMENTS

- COMMUNICATIONS
WELCOME TO ANTIC ONLINE 11
by Michael Ciralo
- STARTING OUT
WHY YOU WANT DOS 2 14
by Jack Powell
- PROFILE
ATARI'S FOUNDER GOES ROBOTIC 20
by Nat Friedland
- TOOLBOX
PARALLEL BUS, REVEALED 49
by Earl Rice **TYPE-IN SOFTWARE**
- GAME OF THE MONTH
MANEUVER 55
by Will Woodard **TYPE-IN SOFTWARE**
- BONUS GAME
CRAZY EIGHTS! 56
by Princeton Chan **TYPE-IN SOFTWARE**

SOFTWARE LIBRARY

TYPE-IN LISTINGS SECTION 59

I/O BOARD	6	SHOPPER'S GUIDE	87
HELP!	8	ATARI SERVICE CENTERS	88
PRODUCT REVIEWS	80	NEW PRODUCTS	90

Publisher

James Capparell

Editorial Department

Nat Friedland, Editor

Jack Powell, Technical Editor

Michael Ciraolo, Associate Editor

Charles Jackson, Staff Writer

Melissa Rockliff, Editorial Coordinator

Contributing Editors

Carl Evans, Ken Harms

Jerry White, Suzi Subeck

Anita Malnig

Art Department

Marni Tapscott, Art Director

Diane Lindley, Production Supervisor

Linda Tapscott, Ad Production Coordinator

Patricia Foster, Production Assistant

Cover Artist

Alan Okamoto

Contributing Illustrators

Peter McDonnell

Rosalind Solomon

Circulation Department

Les Torok, Manager

Peter Walsh, Shipping

Hun-sik Kim, Shipping

Monica Burrell, Subscriptions

Eve Gowdey, Dealer Sales

Doug Millison, Dealer Sales

Brandt/Klingel, Circulation Consultants

Accounting Department

V.J. Briggs, Manager

Brenda Oliver, Accounts Receivable

Lorene Kaatz, Credit Manager

Marketing

Gary Yost, Manager, Marketing Services

Steve Randall, Advertising Sales Director

Maria E. Chavez, Receptionist

General Offices (415) 957-0886

Advertising Sales (415) 661-3400

Credit Card Subscriptions

outside California (800) 227-1617 ext. 133

inside California (800) 772-3545 ext. 133

Subscription Problems (415) 397-1881

April 1985

Volume 3, Number 12

Antic—The Atari Resource is published twelve times per year by Antic Publishing. Editorial offices are located at 524 Second Street, San Francisco, CA 94107. ISSN 0745-2527. Second Class Postage paid at San Francisco, California and additional mailing offices. POSTMASTER: Send address change to **Antic**, 524 Second Street, San Francisco, CA 94107.

Editorial submissions should include program listing on disk or cassette, and text file on media and paper if text was prepared with a word processor. Media will be returned if self-addressed stamped mailer is supplied. **Antic** assumes no responsibility for unsolicited editorial material.

No part of this publication may be reproduced, stored in a retrieval system, or transmitted, in any form or by any means, electronic, mechanical, photocopying, recording, or otherwise, without the prior written permission of the publisher.

Antic is an independent periodical not affiliated in any way with Atari Corp. ATARI is a trademark of Atari Corp. All references to Atari products are trademarked and should be so noted.

Antic is a registered trademark of Antic Publishing, Inc.

Copyright ©1985 by Antic Publishing. All Rights Reserved. Printed in USA.

SELF-DELETING TYPO

Thanks for the fine utilities in the January 1985 **Antic**, "BASIC Searcher" and "TYPO II." After use, "BASIC Searcher" is self-deleted in a very neat two-line routine. I have adapted those lines to "TYPO II" so that it will remove itself after doing its work. All you have to do is type GOTO 32230 outside the program proper.

Ted Solomon

Toledo, OH

```
32230 ? "K":FOR ZZ=3199
0 TO 32120 STEP 10:? ZZ
:NEXT ZZ
```

```
32240 ? "CLR:POKE 842,1
2:CONT":POSITION 2,0:P
OKE 842,13:STOP
```

```
32250 ? "K":FOR ZZ=3212
0 TO 32260 STEP 10:? ZZ
:NEXT ZZ
```

```
32260 ? "CLR:POKE 842,1
2:?CHR$(125)":POSITION
2,0:POKE 842,13:END
```

TYPO II KUDO

I think TYPO II is a miracle worker. No more staying up late at night trying to find a small error.

James Stephens

Jacksonville, FL

NOT SO BITTY INFOBITS

We've received quite a few letters about "Infobits" (December 1984). Our readers want to know how to erase information after it's entered. This seems to be more complicated than it sounds, but we've turned the problem over to author Andy Barton and we'll be sure to let you know if he produces a solution.

While you're waiting, Andy offers the following changes to "Infobits" that will cause the search routine to ignore the difference between capital and lower case letters, as long as the search input is in upper case. In the BASIC listing, change:

The 18th number in line 2002 from 42 to 48;

The first number in line 2004 from 191 to 185;

The fifth number in line 2004 from 223 to 217;

The second number in line 2006 from 176 to 182;

The second number in line 2007 from 186 to 192, and

The last number in line 2007 from 86 to 92.

Or, to do the same in the assembly language listing, insert the following lines:

```
451 ROL A
452 BPL P1.1
453 AND #BF
454 P1.1 ROR A
```

ALTERNATE REALITY LIVES!

Many readers have been anxious to know how soon they can get **Alternate Reality**, the fantasy role-playing game with superb graphics that we previewed in November 1984. The game was recently licensed by Datasoft (19808 Nordhoff Place, Chatsworth, CA 91311, (818) 701-5161.) Datasoft plans to market the entire seven-disk series. The first disk, "City," will be priced at \$39.95.

RE-RUNNING FROM RESET

Is there any way to make a program reset automatically if the [SYSTEM RESET] key is pressed?

Timothy Hawkins

Kentville, NS

Yes. We've included a few suggestions from the ABCs of Atari Computers by David Mentley, reprinted here by permission of Datamost.—ANTIC ED

This BASIC program below will POKE in a machine language routine which resets the disk boot pointer to a new program that essentially types RUN when you push [SYSTEM RESET]. This is easy to do for machine language programs, but is not so clear for BASIC programs.

To make machine language programs re-start, put the initialization address in locations 12 and 13 (\$0C and \$0D). [SYSTEM RESET] will just start the program over.

To reset and RUN a BASIC program, type in this routine (it goes in page 6). Then LOAD your BASIC program. Type POKE 12,0 and POKE 13,6 to run the program when SYSTEM RESET is pressed. You can put the POKES in the program if you are

continued on page 8

LOTSABYTES CONTINUES THE WAR!

WAR on high prices! We're going to put an end to the software price ripoff. And **YOU** can help! Just keep those orders coming while you continue to enjoy the **quality, quantity, selection and low prices** that you deserve. Our National Public Domain Copy Service will save you time, tedious work, and money. And our **exclusive** distribution of **sharply discounted** commercial programs will bring you some of the finest programs for the lowest possible price, usually 50% and more off retail! You continue to get **FREE BONUSES** with each purchase of three or more disks.

PUBLIC DOMAIN SOFTWARE

#1 GAMES Two full disk sides packed with over 25 games including some Arcade quality. \$7.95	#2 UTILITIES 25 powerful programs to help you get the most out of your Atari computer. \$7.95	#3 AMS MUSIC 25 Advanced Musicsystem files including a new Player program. 2 sides. \$7.95	#4 GAMES All different! 14 more better games on 2 disk sides. Some Arcade types. \$7.95	#5 EDUCATION Loaded with 28 programs on 2 disk sides. Fun learning for the whole family. \$7.95
#6 AMS MUSIC 25 all-time favorites with a Player program. Two sides. \$7.95	#7 GAMES Two disk sides packed with 14 more great games. Some Arcade types. \$7.95	#8 UTILITIES 17 more power-packed utilities to help unleash full potential of your Atari. \$7.95	#9 GAMES Two full sides filled with 17 of the best and most recent. Some Arcade. \$7.95	#10 UTILITIES A new assortment of 17 great and powerful programs. Don't miss it! \$7.95
#11 GAMES NEW! Our newest. 2 sides filled with great games. \$7.95	#12 ADVENTURES NEW! 2 full disk sides filled with text adventures. \$7.95	#13 EDUCATION NEW! 2 disk sides filled with something for everyone. \$7.95	#14 AMS MUSIC NEW! 2 sides filled with great music and a player program. \$7.95	#15 UTILITIES NEW! Another assortment of fine programs. Not to be missed. \$7.95

LotsaBytes EXCLUSIVES

ADVANCED MUSICSYSTEM II


by LEE ACTOR

Allows you to create music with your Atari computer! All new machine code.

- * Control over pitch duration, envelope dynamic level, meter, tempo and key.
- * 4 independent voices
- * 5 octaves per voice
- * Save up to 8200 notes
- * Custom DOS
- * FULL instructions
- * 24K disk

Originally \$29.95

Only \$14.95



ORIGINAL ADVENTURE

by Bob Howell

For all Atari computers.

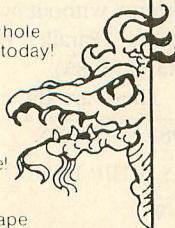
The Original Colossal Cave Adventure faithfully reproduced from the 'main-frames'.

This is the one that launched the whole Adventure craze of today!

- * Two mazes
- * 130 rooms
- * Deadly Dragons
- * Nasty Dwarves
- * Tenacious Troll
- * The Pirate & More!
- * 86 coded hints
- * SAVE RESUME
- * 40K disk or 32K tape

Originally \$24.95

Only \$14.95



QUALITY WORD PROCESSING

ESI WRITER! At last a brand-new Word Processor that has more features and is easier to use than anything else available for the Atari. Easy for the beginner to use, it asks questions and remembers the answers. ESI WRITER is so sophisticated that it has many more features we don't even have room to mention! Works with ANY Atari.

- * Reads any text file
- * Built in Help screen
- * Very fast!
- * Works with ANY printer
- * Instant top, bottom or text location without scrolling!
- * Every printer feature
- * DISK ONLY (Any Atari)
- * Search and replace
- * Block move text
- * Page eject/start
- * Set margins/lines etc.
- * Full justification
- * Print headers etc.
- * Block delete etc.
- * Change video color
- * Over 50 pages of docs and tutorials

TRUST US ON THIS ONE! YOU WILL LOVE IT!

Originally \$49.95

LotsaBytes price \$19.95

** FREE BONUSES **

Now for each 3 disks ordered you may choose any 1 of the following disks **FREE!!**

... buy 3 - get 1, buy 6 - get 2, buy 9 get 3 ...

- a. The Atari XL TRANSLATOR DISK that enables XL owners to use most 400/800 software. **FREE!!**
-- or --
- b. An all different AMS MUSIC disk with Player. **FREE!!**
-- or --
- c. Your choice of one of the P.D. disks --
#1, #2, #3, #4, #5, #6, #7, #8, #9, or #10 (specify one) **FREE!!**



MUSIC MAJOR!

Learn the basics of music with this light-hearted but very thorough approach. Covering such topics as note recognition, key signatures, note counting, and much more, it is designed for use by both the individual student and music class.

This program includes a thoroughly illustrated manual and offers a QUIZ MASTER utility that allows the teacher or the self-taught student to create their own A-B-C-D type tests, with a sample quiz included.

Originally \$39.95

Only \$14.95

* * * *

GREAT GAMES!

SPACE GAMES: Three games for one low price!. In **Aliens** you can't get them all and the pace keeps getting faster. When you do get rid of most of them, you are left in a space quadrant peppered with mines. Will you **Survive?** If you do, you must penetrate the alien's spaceship, survive a **Robot Attack**, and get back your stolen 'cloaking' device! Interested?

\$24.95 list

LotsaBytes price: \$9.95

THE BEAN MACHINE by Steve Robinson is an Award Winning Arcade game that will drive you crazy balancing a series of beams while trying to get all the beans to roll down, without touching, all the while avoiding 'strange creatures' who drop in to steal the beans. It's addicting!

\$24.95 list

LotsaBytes price: \$9.95

DIGGERBONK, another Award Winning game by Steve Robinson, challenges you to find your way through a continuously scrolling maze while avoiding some really strange creatures. Along the way you will need to Bonk some of them, but watch out for the bombs.

\$24.95 list

LotsaBytes price: \$9.95

GUESS WHAT'S COMING TO DINNER lets you try to maneuver a snake through 7 levels if you can keep it from starving or being electrocuted. Lots of surprises! One or two players.

\$24.95 list

LotsaBytes price: \$9.95

* * * *

CREATIVE LEARNING ADVENTURES

Age 4 to 10 — Disk only

1. Hours of **educational** fun playing 3 exciting creative adventures with a friendly alien learning about our planet Earth. Hand/eye co-ordination, drawing, and music skills are emphasized.

\$24.95 list

LotsaBytes price: \$12.95

2. Four challenging learning games that are the favorites of our friendly alien. Helps your child to develop logical reasoning ability.

\$24.94 list

LotsaBytes price: \$12.95

3. These 3 Fun-Day learning games will help with intellectual development, hand/eye co-ordination, logic, spatial, and analytical abilities.

\$24.95 list

LotsaBytes price: \$12.95

Full 100% Replacement guarantee. Any disk found to be defective will be replaced free and we will also refund your return postage. All orders shipped by First Class U.S. Mail. Add \$1.95 shipping and handling for 1 to 5 disks. Add \$2.95 for 6 to 12 disks. California residents add 6% sales tax. Outside of U.S.A. and Canada add 15%. U.S. Funds only. We accept checks or Money Orders. Sorry, no COD or Charge Cards. Allow three weeks for personal checks to clear.

LOTSABYTES

15445 Ventura Blvd., Suite 10G, Sherman Oaks, CA 91413

Atari is the registered trademark of Atari, Corp.

I/O BOARD

continued from page 6

not going to have to access the disk drive in the program. (From Novatari, February, 1983.)

```
10 FOR B=1536 TO 1590:R
EAD A:POKE B,A:NEXT B
20 DATA 162,0,142,68,2,
232,134,9,173,48,2,133,
203,173
30 DATA 49,2,133,204,16
0,4,177,203,133,205,200
,177,203
40 DATA 133,206,162,0,1
60,82,189,52,6,145,205,
232,200,224
50 DATA 3,208,245,169,1
2,141,252,2,108,250,191
,50,53,46
55 LIST 60,70
60 REM ** BE SURE TO PO
KE 12,0 AND
70 REM ** POKE 13,6 AFT
ER TYPING [RETURN]
```

POSITIONING TYPO II

If your television overscans lines, the TYPO codes will be partially off the screen and unreadable. Change the first part of line 32210 to read POSITION 2,15.

COVER COMPLAINT

Noticing your January cover, my wife said to me, "Aren't you a little old to be reading Superman comics?" The majority of *Antic* covers are so childish and comic-like that it is embarrassing to be caught reading one. Anyone seeing it on a newsstand would assume it's a kiddie magazine. I think your covers promote the detrimental concept that "the Atari is only a game machine."

C.A. Castravelli
Montreal, Canada

Please write us your comments about the kind of covers you'd like to see. Antic cover concepts are continuing to evolve—as is the magazine as a whole. Atari users seem to getting more sophisticated, a trend that we certainly welcome. We've gotten raves for Alan Okamoto's imaginative high-tech covers on our November 1984 and March 1985 issues. Alan is back again this month and we think he's outdone himself.—ANTIC ED.



DOS 3 FMS ERRORS

Early versions of DOS 3 contained errors in the File Management System (FMS) files. To determine which version of DOS 3 you have, type:

```
PRINT PEEK(3889)
```

If the result is 78, you own the latest version. If you get a 76, however, you've got the early version of DOS 3. Follow these instructions to update your copy of DOS 3.

1. Type in the following program listing and SAVE it to disk.

```
10 POKE 3889,78:POKE 39
23,78:POKE 3943,78
20 POKE 3929,76:POKE 38
95,76:POKE 3901,77
30 POKE 3935,77:POKE 39
55,77:POKE 2117,240
```

2. RUN the program.

3. Go to DOS, put a blank disk in your drive, and use option [I] to initialize the disk. (Remember to type [Y] to WRITE FMS.SYS).

4. Copy all the files (except the FMS.SYS file) from your Master disk to your new disk. When you're done, you should use your new disk in place of your Master Disk.

Of course, there is a better way: shun DOS 3 and use DOS 2.08 instead. You'll find an article fully describing this superior DOS elsewhere in this issue.

TAX SQUEEZE

Are you having trouble getting SynCalc to accept some of the longer cell formulas in "Income Tax Spreadsheet" (*Antic*, February 1985)?

To squeeze more characters into cells such as E68-E75, don't type spaces between words. Even more importantly, don't type in words such as THEN or ELSE or LOOKUP when you first enter the formula. You will see an onscreen syntax error message when you try to enter the formula with words missing. At this point you can insert the words in their proper places and SynCalc will let you put the "illegal" amount of characters into a cell. The final characters of the formula will be pushed beyond the visible borders of the cell, but they'll still be operational.

Also, the template's '84 tax payment rates are accurate within \$1 even for incomes as low as \$2,300, although they are calculated from the tax schedule instead of the tax tables.

TRAPPING BANNERTIZER

Although the "Bannertizer" program in the December 1984 issue runs as published, several readers have run into problems because of the TRAP statements sprinkled throughout the program. A TRAP statement will prevent any error from being printed and the program will, instead, branch to the line number indicated by the latest TRAP.

In "Bannertizer," for example, line 40 is: TRAP 40. Once the computer sees this, it will no longer tell you of any errors, but will go right to line 40 and continue on its merry way.

FIRST LESSON IN ASSEMBLY

Line 100 of the listing for "First Lesson in Assembly Language" (November, 1984) should read POKE 755,4 instead of POKE 775,4.

KOOKY'S QUEST

There is a line missing from Kooky's Quest, (February 1985):

```
2100 FOR S=32 TO 16 STE
P -4: SOUND 0,5,14,10:EA
=EA*EA*EA: SOUND 0,0,0,0
:EA=1^0:NEXT S
```

Including this line will prevent an error message at the very end of the game.

BUS OVERLINES

Some signal and address labels were printed without overlines in Part III of Earl Rice's "Parallel Bus Revealed" (*Antic*, March 1985).

These are the correct labels:

D8XX - DFXX

CS (CHIP RESET)

R/W

D1XX


RDE (READ DATA ENABLE)

DS (DATA STROBE)

DRST (DEVICE RESET)



Compose music, even if you can't read a note.



With the Bank Street MusicWriter by Glen Clancy, you compose by computer.

It's so simple, people who don't know a pianissimo from a pizza can start composing in less than an hour.

All you do is match the sound that you hear in your head. And the MusicWriter writes it down.

But don't be fooled by the

simplicity. It's not a toy. It's a tool.

In fact, MusicWriter has everything you need to compose a serious symphony. It has repeats, endings and triplets. It has articulation and transposition. It can shape tones, store 75 staves, and play up to 4 voices.

But even if you don't know what all that means, it won't stand in your way. Because if you can hum a tune, you can write a tune.



Bank Street MusicWriter from Mindscape

Compatible with Atari® and Commodore® Mindscape, Inc., 3444 Dundee Road, Northbrook, Illinois 60062.

For more information, call 1-800-221-9884. In Illinois, 1-800-942-7315.



THE GREATEST ATARI® GAME OF ALL TIME.

Object: Capture more programs than from any other source.

Score: The best prices for programs win.

Actually, every member of CompuClub is a winner, because no one pays lower prices for Atari® programs than our members.

And no other source offers as many programs, with a descriptive catalog covering every piece of software we offer!

CompuClub has hundreds of Atari® programs: games, education and business. It's an astonishing selection, but just as incredible are our prices and our catalog.

Prices always at least 25% below retail

Fact is, usually our prices on selected programs are even lower than that. And we're always running sales with savings of at least 50% from the list price on some of your favorite programs.

And there are several ways to pay: MasterCard, Visa, or the ever popular check or money order.

Annotated catalog, updated every 45 days

We don't like to knock the competition, even by implication, but there are definite advantages to a CompuClub membership. One of the best of them is our catalog, which not only offers an unbelievable number of programs, but includes a description of each and every one of them.

In fact, the catalog is so big and filled with so much information that we print a separate price list. And we keep adding so many programs that we have to update the catalog nine times a year during the course of your membership.

Think of it! No more wondering what's behind the fancy label, no more shooting in the dark or depending on the word of a clerk who may not be familiar with the program you're interested in.

Exclusivity for Atari® owners

We're not trying to be all things to all people. We are definitely the best thing since the floppy disk for Atari® owners, and only Atari® owners. CompuClub is very exclusive.

Our catalog is thick with hundreds of Atari® programs, and only Atari® programs. No more fumbling your way through thickets of strange symbols and codes for the different computers everybody else's catalogs try to cover.

The rules

The rules are simple. To play the CompuClub "game," you've got to be a

member. Anyone can join, as long as they fork over a mere five bucks, and agree to buy three programs during the year of membership. Order and buy your programs at any time during the year, but we're sure with our selection and prices that you'll want to get going right away.

Five dollars buys you a one-year membership, exclusive Atari® program offerings, a fully annotated catalog with 9 updates during the year, a current price list (and any necessary updates), a subscription to our newsletter, and discounted prices at all times, including announcements of our periodic sales, which feature savings of 50% off and more.

You can join by filling out the coupon below, or get an instant membership by calling our toll-free number and giving us your MasterCard or Visa identifying number. We'll forward your registration and sales order materials, your catalog and price list, so you can begin ordering right away.

That's all there is to it.

If you think you play a good game, you've got to join CompuClub. It's easy to play, and it saves you money.

We think it's the best Atari® game going, because with us, everybody wins.

CompuClub

Where Atari owners belong.



YES,

CompuClub, PO Box 652, Natick MA 01760 **ATTN: Dept. AT**

I want to play the greatest Atari® game of all. Please enroll me in CompuClub for one year, and rush my registration material, catalog and price list to me. I agree to buy any three programs during the course of my year of membership. I have enclosed my payment of \$5, or authorization to bill my charge card account.

Please make your check payable to CompuClub

Payment enclosed check money order.

Bill my MasterCard Visa ID # _____

Expires _____

Signature _____

Name _____

Address _____

City _____

State _____

Zip _____

Computer Model _____ Disk Tape

If you are not satisfied in any way with the conditions of your membership, you may cancel before ordering any programs from CompuClub. Your membership fee of \$5 will be cheerfully refunded.

To join by phone, call toll-free.

800-631-3111

Please have your MasterCard or Visa card ready when you call. In Massachusetts, call 1-617-879-5232. We will forward your membership materials after confirming authorization for your charge.

WELCOME TO ANTIC ONLINE

New electronic Antic on CompuServe

by MICHAEL CIRAOLLO
Antic Associate Editor

The leading edge of electronic publishing is now online for Atari users. Log onto Antic Online on CompuServe and help make history by adding your interactive feedback to the world's first Atari-only electronic magazine.

Antic Online has unique and exciting features we think you'll really enjoy. You'll find:

- Latest Atari News
- Weekly Product Survey
- Letters To The Editor
- Index To Back Issues
- Product Review Library
- Antic Coming Attractions
- Users Group Directory

For information on subscribing to the CompuServe Information Service (CIS), call (800) 848-8199, or in Ohio (614) 457-0802.

Once you've logged onto CompuServe, simply type GO ANTIC to reach Antic Online. You do NOT pay any extra Compuserve fees for accessing the Antic Electronic Edition.

Immediately following the Opening Screen you'll see a What's New screen. This display can guide you quickly to sections of Antic Online where important new files have just been added.

What's New on Antic Online could be an exclusive interview with a top Atari newsmaker, the latest upcoming products we've seen at **Antic**, or any other fastbreaking Atari news.

Following these initial screens,

you'll find the Main Menu. And in case you lose your way as you start moving around Antic Online, you'll see HELP on every section menu. On-screen command prompts throughout Antic Online also make navigation simple.

For your first time online, Antic Central (Selection 1) is a good place to start. There you'll see a description of what you can find in the electronic edition and the essential directions for getting around.

Antic Central also contains a continuously updated compilation of the Error Log which appears in the magazine. You can find out if there are any problems with **Antic** listings long before these corrections can appear in print.

Online I/O Board is your opportunity to make your views known to **Antic** editors. Also you can read the editorial responses to selected letters—our top priority here will be answering questions that can help many Antic readers.

Back Issue Guide is an index of the contents of every Antic Magazine since we started publishing in April 1982.

Antic Authors Wanted displays topics for programs or articles that the magazine currently seeking. Also there's a complete Author's Guide that describes the pay rate and how to submit your material.

The second Main Menu category is

Product Information. This area includes the unique Weekly Users Survey—which lets you vote electronically on the usefulness and cost effectiveness of recently released products. You'll be able to look at the voting results online and in **Antic** Magazine. For the first time, your voice will be heard providing important feedback for manufacturers of Atari products.

The Antic Review Archive features our latest reviews of important products. These reviews are uploaded as soon as written—often months before these reviews can appear in print! Also included is the magazine's 1984 Buyers Guide. All reviews are arranged chronologically within a sub-menu of product categories.

In the Coming Attractions section, Next Month In Antic gives you an early look at what the upcoming issue of the magazine will cover. Also, Sneak Previews offers self-contained excerpts of major **Antic** articles before they appear in the magazine.

With the Enter SIG*Atari section, you can move directly into the Atari Special Interest Group. This is the largest Atari users' group, accessed by 6,000 people and featuring hundreds of public domain programs you can download.

The Worldwide Users Network contains a directory showing you where to find your closest Atari Users

continued on next page

Software Discounters of America (& Peripherals, too!)

For Orders Only — 1-800-225-7638 *

Inquires and PA 412-361-5291



Open Saturday

- Free Shipping on orders over \$100 in continental USA
- No surcharge for VISA/MASTERCARD

communications

Group that has joined the Worldwide Users Group Network (WUN). There's also an Events Calendar that tells you about upcoming local presentations of WUN users groups.

Pals Directory, in this section, is the long-demanded exchange for Atari owners who wish to make contact with others sharing their interests.

Finally, Antic Online News is the last word for information about the Atari world. The Special Exclusives are the newest and most significant news dispatches for Atari users! Permission to reprint these articles is granted ONLY to newsletters of users groups that have joined WUN.

The chronological library of previous and special-appeal news files can be accessed in Online News Bulletins.

Antic's editors look forward to chatting electronically with many of you readers. See you online!

Free introductory subscriptions to CompuServe and the Dow Jones News Retrieval Service are yours, when you purchase the Atari 1030 modem from Antic for \$79.95—instead of the suggested retail price of \$199.95.

One of the most sophisticated 300 baud modems on the market, the 1030 comes with software that lets you network with Atari bulletin boards anywhere and download thousands of free programs from CompuServe with only a phone call. See the order coupon in this issue.

ACCESS	DATASOFT	Letter Perfect (D) . . . \$49	SPINNAKER
Beach Head (D) . . . \$21	Bruce Lee (T/D) . . . \$21	LEARNING COMPANY	Adventure Creator (R) \$19
Raid over Moscow (D) \$25	Conan (T/D) . . . \$23	Bumble Games (D) . . \$25	Aerobics (D) . . . \$25
ACTIVISION	Dallas Quest (D) . . \$21	Moptown Hotel (D) . . \$25	All in Color Caves (R) \$19
Beamrider (R) . . . \$14	Dig Dug (T/D) . . . \$19	Moptown Parade (D) . \$25	Alphabet Zoo (R) . . \$19
Decathlon (R) . . . \$19	Heathcliff (T/D) . . \$19	Word Spinner (D) . . . \$23	Delta Drawing (R) . . \$19
Designer's Pencil (R) \$19	Letter/Spell Wizard (D) \$47	MICROPROSE	Facemaker (R) . . . \$19
Dreadnaught (R) . . \$13	Lost Tomb (T/D) . . \$19	Air Rescue I (D) . . . \$21	Fraction Fever (R) . . \$19
Ghostbusters (D) . . \$21	Micropainter (D) . . Call	F-15 Strike Eagle (D) \$23	Hey Diddle (D) . . . \$17
H.E.R.O. (R) . . . \$17	Pac Man (T/D) . . . \$19	Hellcat Ace (D) . . . \$19	Kids on Keys (R) . . \$19
Keystone Kapers (R) \$12	Pole Position (T/D) . \$19	Mig Alley Ace (D) . . \$21	Kindercomp (R) . . \$19
Pastfinder (R) . . . \$17	Sands of Egypt (D) . \$17	Nato Commander (D) \$23	Snooper Troop 1or2(D) \$23
Pitfall II (R) . . . \$19	Zaxxon (D) . . . \$17	Solo Flight (D) . . . \$23	Story Machine (R) . . \$19
River Raid (R) . . . \$12	DESIGNWARE	Spitfire Ace (D) . . \$19	Trains (D) . . . \$23
Space Shuttle (R) . \$19	Creature Creator (D) \$19	MUSE	SUBLOGIC
ARTWORX	Math Maze (D) . . . \$25	Beyond Castle	Flight Simulator II (D) \$33
Bridge 4.0 (TorD) . \$16	Spellcopter (D) . . \$25	Wolfenstein (D) . . \$23	Jet (D) . . . Call
Ghostchasers (D) . \$16	Trapzoid (D) . . . \$25	Castle Wolfenstein (D) \$19	Night Mission
Monkeymath (TorD) \$18	EPYX	OSS	Pinball (D) . . . \$21
Monkeynews (D) . . \$18	Dragonriders Pern (D) \$25	Action (R) . . . \$57	SYNAPSE
Slap Shot Hockey (D) \$16	Fun w/Art (R) . . . \$25	Action Tool Kit (D) . \$25	Alley Cat (TorD) . . \$17
Strip Poker (D) . . \$21	Gateway Apschai (R) \$25	Basic XL (R) . . . \$57	Blue Max (TorD) . . \$21
BATTERIES INCLUDED	Jumpman Jr (R) . . . \$23	Basic XL Tool Kit (D) \$25	Dimension X (TorD) . \$21
B-Graph (D) . . . \$49	Pitstop (R) . . . \$23	DOS XL w/Bug 65 (D) \$25	Encounter (TorD) . \$17
Home Pak (D) . . . \$33	Pitstop II (D) . . . \$25	MAC 65 (R) . . . \$57	Ft. Apocalypse (TorD) \$21
Paperclip (D) . . . \$59	Puzzle Panic (D) . . \$23	MAC 65 Tool Kit (D) . \$25	Necromancer (TorD) \$21
BIG FIVE	Summer Games (D) . \$25	Writer's Tool (R) . . Call	Pharaoh's Curse
Bounty Bob's Adv. (R) Call	Temple Apschai (D) . \$23	OMNITREND	(TorD) . . . \$21
Miner 2049er (R) . . \$16	FIRST STAR	Universe (D) . . . Call	Shamus II (TorD) . . \$21
BOOKS	Astro Chase (D) . . \$16	ORIGIN	Syn-Calc (D) . . . \$35
Atari User's	Boulder Dash (D) . \$17	Ultima III (D) . . . \$39	Syn-Chron (D) . . \$25
Encyclopedia . . \$13	Bristles (D) . . . \$12	RESTON	Syn-Comm (D) . . \$25
ABC's of Atari	Flip Flop (D) . . . \$12	Movie Maker (D) . . \$35	Syn-File (D) . . . \$35
Computers . . . \$11	Spy vs Spy (D) . . \$19	SSI	Syn-Stock (D) . . \$35
Atari Software Guide \$9	FISHER PRICE	Battle for	Syn-Trend (D) . . \$25
BRODERBUND	Dance Fantasy (R) . \$17	Normandy (D) . . . \$25	TIMETWORKS
Arcade Machine (D) \$39	Linking Logic (R) . \$17	Bomb Alley (D) . . . \$39	Evelyn Wood
Bank St. Writer (D) \$43	Logic Levels (R) . \$17	Breakthrough in	Reader (D) . . . Call
Choplifter (D) . . \$21	Memory Manor (R) \$17	Ardennes (D) . . . \$39	TRONIX
Drol (D) . . . \$21	FUTUREHOUSE	Broadsides (D) . . \$25	Chatterbee (D) . . \$23
Gumball (D) . . . \$19	CPA (D) . . . \$47	Carrier Force (D) . . \$39	Pokersam (D) . . \$16
Loderunner (D) . \$21	Light Pen w/Peripheral	Combat Leader (D) . \$25	S.A.M. (D) . . . \$39
Mask of Sun (D) . \$25	Vision (D) . . . \$39	Computer Ambush (D) \$39	ACCESSORIES
Matchboxes (D) . \$19	GAMESTAR	Computer Baseball (D) \$25	Ape Face Printer
Operation	Star Bowl Football	Cosmic Balance (D) . \$25	Interface . . . \$49
Whirlwind (D) . . \$25	(TorD) . . . \$21	Cosmic Balance II (D) \$25	Astra 2001 Dual
Print Shop (D) . . \$29	Star League Baseball	Eagles (D) . . . \$25	Drive . . . Call
Print Shop Paper	(TorD) . . . \$21	Epidemic (D) . . . \$23	BASF SS, DD . . \$148x
Refill . . . Call	HBJ	Fifty Mission Crush (D) \$25	BASF DS, DD . . \$198x
Serpent's Star (D) . \$25	Computer SAT (D) . \$49	Field of Fire (D) . . \$25	CompuServe Starter
Spare Change (D) . \$19	INFOCOM	Fortress (D) . . . \$23	Kit (5 hrs) . . . \$23
Spelunker (D) . . \$19	Cut Throats (D) . . \$23	Galactic	Disk Case (Holds 50) . \$9
Stealth (D) . . . \$19	Deadline (D) . . . \$29	Adventures (D) . . \$39	Disk Case (Holds 100) \$19
Whistler's Brother (D) \$19	Enchanter (D) . . \$23	Imperum Galactum (D) \$25	Disk Drive Cleaner . \$9
CBS	Hitchhikers Guide to	Knights of Desert (D) \$25	Full Stroke Replacement
Battling Bands (R) . \$19	the Galaxy (D) . . \$23	Objective Kursk (D) . \$25	Keyboard for
Big Bird's Spc. Del. (R) \$17	Infidel (D) . . . \$26	Questron (D) . . . \$33	Atari 400 . . . \$49
Co-Co Notes (R) . \$19	Planetfall (D) . . \$23	Rails West (D) . . \$25	Indus GT Disk Drive . Call
Ernie's Magic	Seastalker (D) . . \$23	Reforger '88 (D) . \$39	MPP1000 Microbits
Shapes (R) . . . \$17	Sorcerer (D) . . . \$26	Tigers in Snow (D) . \$25	Modem . . . Call
Match Wits (D) . . \$19	Suspect (D) . . . \$26	War In Russia (D) . \$53	MPP1150 Microbits
Math Mileage (R) . \$19	Suspended (D) . . \$29	SCARBOROUGH	Printer Interface . \$59
Math Series . . . Call	Witness (D) . . . \$23	Mastertype (D) . . \$21	Microbits 64K for
Musical Madness (R) \$19	Zork I (D) . . . \$23	Net Worth (D) . . \$49	600XI . . . \$89
Peanut Butter	Zork II or III (D) . \$26	Songwriter (D) . . \$25	Mosaic 32, 48, 64K . Call
Panic (R) . . . \$19	KOALA	SIERRA ON LINE	Panasonic KXP1090 . Call
Sesame St. Letter Go	Coloring Series I (D) \$21	BC Quest (D) . . . \$21	Rana 1000 Disk
Round (R) . . . \$23	Coloring Series II (D) \$21	Dark Crystal (D) . \$25	Drive . . . \$199
Timebound (R) . \$19	Light Pen w/Painter (D) \$65	Frogger (D) . . . \$19	Sakata 13" Color
Webster Word	Muppet Learning	Homeward (D) . . \$43	Monitor . . . \$225
Game (R) . . . \$19	Keys . . . Call	Mission Asteroid (D) \$16	Surge Protector w/Six
CONTINENTAL	Spider Eater (D) . \$19	Oil's Well (D) . . \$19	Outlets . . . \$35
Book of Adv. Games \$16	Tablet w/Painter (D) \$59	Ultima I (D) . . . \$23	Wico Boss . . . \$12
Get Rich Series . . Call	Tablet w/Painter (R) \$75	Ultima II (D) . . \$39	Wico Bat Handle . \$19
Home Accountant (D) \$44	LJK	Wizard & Princess (D) \$19	Wico Three Way . \$23
Tax Advantage (D) . \$44	Data Perfect (D) . . \$49	Wiz Type (D) . . \$23	Wico Trackball . \$29

P.O. Box 278—DEPT AT—WILDWOOD, PA 15091

*Ordering and Terms: Orders with cashier check or money order shipped immediately. Personal/company checks, allow 3 weeks clearance. No C.O.D.'s. Shipping: Continental U.S.A.—Orders under \$100 add \$3; free shipping on orders over \$100. PA residents add 6% sales tax. AK, HI, FPO-APO—add \$5 on all orders. International Order Policy—No Credit Cards—add \$15 or 15% of order whichever is greatest. Defective merchandise will be replaced with same merchandise—NO CREDITS! Return must have authorization number (412) 361-5291. Prices subject to change without notice. Order today, get it tomorrow. Overnight delivery is just \$17.50—software orders only in Continental U.S.A.

Make April 15th just another day. Get The Tax Advantage.™

The #1 best-selling tax program



April 15 doesn't have to throw you into a cold sweat anymore. Now you can sail through the task you've been dreading all year long. With **The Tax Advantage**.

This program is so easy, you'll be able to use it right away. Even if you've never done your taxes by yourself or used a computer before.

HERE'S HOW IT WORKS

The Tax Advantage takes you line-by-line through Form 1040 and the other most common tax forms. It asks you for information in plain English, and you type in the numbers. Additionally, all forms and schedules (except Form 1040) are printed in IRS acceptable format. Simply staple your printout to your 1040 and mail. That's all there is to it.

The Tax Advantage automatically computes your taxes with each entry you make. So you know exactly how each line affects your overall tax picture.

Additionally, **The Tax Advantage** does complex operations like income averaging and the new Alternate Minimum Tax with a few simple commands.

What's more, you can use these features to help you plan what your tax would be if your income, deductions or other figures changed.

And each year, as tax laws change, you (as a registered owner) can get the newest version of **The Tax Advantage** at a special rate.

If you think **The Tax Advantage** sounds fantastic, you're right. But there's more.

THE TAX ADVANTAGE "TALKS" TO THE HOME ACCOUNTANT.™

If you own *The Home Accountant*, the #1 best-selling home finance program, you can transfer your records to **The Tax Advantage** at tax time. It'll make doing your taxes even faster.

You'll be surprised how simply and efficiently you'll knock off the dreaded tax return.

So get **The Tax Advantage**.

And have a terrifically ordinary April 15.

The Tax Advantage is available for: Apple II/IIe, Atari 800/800XL, IBM PC/PC XT/PCjr, and Commodore 64.

Suggested retail: \$69.95



For your free product brochure call or write:

**Arrays, Inc./
Continental
Software**

Dept. AT, 11223 S. Hindry Avenue
Los Angeles, California 90045
Business Office (213) 410-3977

WHY YOU WANT DOS 2

Where to get it, how to use it!

by JACK POWELL, Antic Technical Editor

Because of sharply lowered prices, there has been a swift increase in the number of new Atari owners. If you bought a 1050 Disk Drive recently, you were supplied with the newer DOS 3 Disk Operating System and a few fairly mystifying booklets. DOS 3 provides increased storage density, but is virtually incompatible with just about every product on the market.

Antic strongly recommends that all new owners use the earlier DOS 2.0S until they feel comfortably knowledgeable with DOS functions. DOS 2.0S is available on many Antic public domain disks (including **Moon Games**, **Antic Exclusive Games #1** and **Super Utilities #1**) or can be found on any of the Antic monthly subscription disks. But since you don't have documentation for DOS 2.0S, we offer the following tutorial.

WHAT IS DOS?

The first thing you should understand is that DOS is simply a program. Period. It is written in machine language and works like any professional game or word processor that starts up as soon as you boot (turn on) your computer.

Just as a game, when booted, loads into memory and tells your computer to put animated characters on the screen, DOS, when booted, loads a program into memory that tells your computer how to deal with your disk drive.

A guide for new Atari 1050 Disk Drive owners who may wish to do themselves a favor and use Atari DOS 2.0S, instead of the inferior and incompatible DOS 3 which was supplied with their drive.

Atari DOS 2.0S is really two programs, or disk files: DOS.SYS and DUP.SYS. When you turn on your computer with a disk containing DOS.SYS and DUP.SYS, the DOS.SYS program is automatically loaded and BASIC is enabled (if you haven't pressed the [OPTION] key). DOS.SYS turns you over to BASIC and the READY prompt appears. You can now do anything you wish in the BASIC language, but DOS.SYS is still there waiting to act upon any BASIC commands it recognizes.

One of these BASIC commands is: DOS. This can be confusing because, when you type DOS, the DOS.SYS program in memory runs another program called DUP.SYS and you find yourself looking at a menu of choices. You are now no longer in BASIC. You are in DUP, which stands for Disk Utilities Package.

Still with us? To make things a bit more confusing, we should tell you that when you type DOS from BASIC, this is always called "going to DOS." It might be clearer if it were called

"going to DUP", but it's not. If you hold down your [OPTION] key when booting the DOS disk, you will also find yourself in the DUP.SYS menu. This is because, after loading, the DOS.SYS program has nowhere to go, so it loads in the DUP.SYS program.

USING DUP

Now we're at the meat of it. The menu screen shows selections labeled A through O. Keep in mind that you are now running a program that serves no other purpose than to manipulate the files on your disks. We cannot cover all the menu options in this article, but we'll get you off to a good start by explaining the most important options. For complete documentation on DOS 2.0S, we recommend *Your Atari Computer* by Lon Poole. (458 pages. \$17.95. Osborne/McGraw-Hill. 2600 10th Street. Berkeley, CA 94710. (415) 548-2805.) Here are the most commonly used DUP.SYS menu commands:

A—DISK DIRECTORY

To find out what files are on your disk, press [A][RETURN][RETURN]. If the files scroll beyond your screen, you can temporarily halt the scrolling by holding down [CONTROL] while pressing [1]. Repeat this same sequence to start the scrolling again. While you're in DUP.SYS, you can put other compatible disks into your drive and manipulate their files.

B—RUN CARTRIDGE

When you press [B][RETURN], you will be returned to whatever cartridge is in the machine. If there is no cartridge, you will return to the built-in BASIC. (You can also return to BASIC any time you press the [SYSTEM RESET] key.)

D—DELETE FILE

Be careful here! There is no going back.

This might be a good place to talk about Reading and Writing. Many of the disk utilities in DUP either read from the disk or write to the disk. Reading will harm nothing, but writing can permanently erase information that was on the disk. If you wish to avoid any writing on a particular disk, place a write-protect tab over the notch on the side of the disk. This blocks a beam of light in the drive and tells it your disk is protected. If you attempt a write command from DOS onto a write-protected disk, you will get an error message, which is better than losing a file.

When you press [D][RETURN], the computer will prompt, DELETE FILE SPEC. Simply type in the name of the file you wish deleted. With a single drive, you can leave off the D: and just type in the filename. This is true of all DUP.SYS commands. Press [RETURN] and the computer will ask you if you really want to delete that file. Do you?

E—RENAME FILE

You can change the name of any file by simply pressing [E][RETURN] and then typing in the old filename followed by a comma and the new filename. Caution! It is not a good idea to have more than one file with the same name. If this happens, you will only be able to access one of those files.

F—LOCK FILE

A locked file is protected from any change. Press [F][RETURN], then type in the filename. When you now look at the directory (press [A][RETURN][RETURN]), your locked file has an asterisk [*] before it. It can no longer be deleted or renamed. If you're in BASIC, you cannot SAVE to a file that has been locked.

This might be the place to mention the subject of Wild Cards. Just as in a deck of playing cards, Wild Cards can stand for anything, depending on where they are placed. There are two kinds of Wild Cards, and we'll explain the most commonly used type here.

When typing in a filename (which can be as many as 8 characters followed, if you wish, by a period and a 3 character extender) you may substitute any portion of the filename or extender with an asterisk [*]. DUP.SYS will ignore everything to the right of the asterisk in either of the 2 fields. Thus: D:AT*.BAS will be seen as any and all files that begin with AT and have an extender of .BAS. If you wish to lock all the files, press [F][RETURN] followed by *.*. If you only wish to lock those with .BAS extenders, enter *.BAS.

G—UNLOCK FILE

This is exactly the opposite of [F] Lock. The [F][RETURN] and [G][RETURN] commands are a good place to experiment with Wild Cards. You can't do much damage here.

H—WRITE DOS FILE

Here is your opportunity to create new DOS 2.0S disks. When in DUP.SYS, insert a blank disk and format it using the I option (described below). Now press [H][RETURN], answer the prompts, and both DOS.SYS and DUP.SYS will be written to the new disk. This should always be done before any files are placed on the new disk.

I—FORMAT DISK

WARNING! This function will wipe your disk clean. It will override locked files and there is no turning back. You will be given a couple of prompts, however, before committing yourself. A disk that is to use DOS 2.0S must be formatted by DOS 2.0S. You cannot write DOS 2.0S on a disk that has been formatted with DOS 3.

J—DUPLICATE DISK

This option will permit you to copy an entire DOS 2.0S disk and all its files. It will not duplicate professional software that has been copy-protected. You will be given a series of prompts in which you must trade back and forth between the Source disk and the Destination disk. The Source disk is the disk with the original files, the Destination disk is the disk the files are going to. For safety's sake, place a write-protect tab on your Source disk.

L—BINARY LOAD

This will LOAD and in many cases, RUN a binary, or machine language program. These files will usually have an extender of .EXE, .BIN, .COM, or .OBJ. Simply type [L][RETURN] and follow the prompt with the filename. If the file is not a binary file, you will be told.

O—DUPLICATE FILE

Use this [O][RETURN] command when you wish to move one file from one disk to another. As in the [J][RETURN] command above, you will be prompted to trade back and forth between Source and Destination disks. Again, use a write-protect tab on the Source disk.

ACCESS FROM BASIC

If you're like many new Atari users, you will soon get quite familiar with

continued on next page

the commands to SAVE or LOAD a program from BASIC. But you may be a bit confused about LISTing or ENTERing a program. These four commands are a function of the BASIC language and are the same no matter what DOS you use.

When you type: SAVE: "D:MYGAME.BAS" from BASIC, the disk whirrs and you have copied the BASIC program in memory to the disk (device D:) under the filename MYNAME.BAS. The program is still in memory and it is now also written on the disk. By using the command SAVE, the program is written on the disk in what is called a "tokenized" form. This simply means that it's there in a kind of code.

If you want to know what this tokenized code looks like, LOAD a


program into memory and type: SAVE "S:". You'll see a bunch of garbage scroll across the screen. This is the tokenized program. If you simply type LIST, the same program will scroll across the screen in standard ATASCII form and be quite readable. Now, if you type: LIST "D:MYGAME.LST", this same program will be LISTed to disk, but will now be on disk in the same ATASCII form that it was when listed on the screen.

A SAVED program may be RUN from disk or LOADED from disk. A LISTed program may only be ENTERed from disk. For the example above, you would type: ENTER "D:MYGAME.BAS"

Once ENTERed, it may then be RUN. Also, if a program is already in memory when a second program is

ENTERed, the second program will merge with the first. This is not true of a LOADED program.


Caution! do not type LIST "D:MYGAME.LST" when there is nothing in memory. You will then have written a file to disk consisting of nothing and possibly wiped out a file of the same name that was already there. If you have a printer, you may list your program to it by typing: LIST "P:". You have now listed your program to the printer device.

The best way to master all these commands is to put together a disk of duplicated program files and experiment. As long as you use backups you have nothing to lose and the computer will be only too happy to teach you. 

Mercurial, Angry, Sad, Noisy, Friendly, Musical, Rakish, Flirtatious, Laid-Back *Whimsical, Unpredictable*

- Andy is a unique electronic accessory that brings a new dimension of fun and learning to your Atari 800™ (48K) or Commodore 64™.
- Comes complete with the PERSONALITY EDITOR™ and sample BASIC program on disk. Control Andy with the PERSONALITY EDITOR or from BASIC, LOGO, ACTION, FORTH, etc.

Andy's PERSONALITY EDITOR allows you and your family to explore the robotics world using simple English words. Once you get used to piloting Andy around one command at a time, you can group words together for more sophistication.

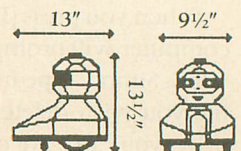


- Complete with built-in Sound Generator and Light, Sound, and Bump Sensors. Compose different moods and tasks for Andy.

Available only through AXLON

\$119.00

Supplies are limited.
So Act Now!



Andy can perform on virtually any surface—wood, vinyl, even the living room carpet. His 4 "D" cell batteries will keep him active in excess of 7 hours.

Meet Andy, he won't bring you breakfast in bed but he will give you food for thought.

A limited offer. \$119.00 (plus \$3.00 Shipping). CA residents add 6½% Sales Tax.

Mail to Axlon, P.O. Box 306, 125 Main St., Half Moon Bay, CA 94019 or call Toll Free 800-632-7979 (CA); 800-227-6703 (Outside CA). Allow 4 weeks for delivery.

Please send _____ Andy(s). Total _____ Payment Enclosed Charge to: VISA MC AMX
 Card Number _____ Exp. Date _____ Signature _____
 Print Name _____
 Address _____
 City _____ State _____ Zip _____



Meet Andy, The World's First Robot with a Programmable Personality

FIRST LOOK

INSIDE THE NEW ATARI SUPER COMPUTERS *Meet the 16-bit 512K Atari...and more!*

by NAT FRIEDLAND, *Antic* Editor

The future of personal computing is here—and Atari is delivering it at about half the price of the competition.

The 1985 Atari computers, peripherals and software are BETTER than what has been considered the leading edge of PCs up till now. The unprecedentedly low prices for the new Atari line do not mean that these products are merely cheapened copies of the leaders. Atari microcomputers now ARE the leaders.

When Atari vice president Leonard Tramiel was asked how the company could sell a 10 megabyte hard disk for under \$600, he replied, "Why does everybody else charge so much for a hard disk?"

In only six months, the new Atari got six new computer models ready to manufacture—along with an impressively complete new line of printers, monitors, disk drives and productivity software. The previous Atari management hadn't been able to add to the XL line since 1983.

This report is being written on the day following the January Consumer Electronics Show, where the full line was first displayed. (*Antic* had obtained a special sneak preview a few days earlier.) Because of Atari's all-out push to meet the CES deadline, full technical documentation for the new computers is not available as of this writing.

However, *Antic* is rushing into print with the most important details we know as of now. Please keep in mind that some of these prices, model numbers and specifications may be changed by the time the products actually start appearing in stores during March and April.

16-BIT ST SERIES

Three of the 1985 computers are starting off an advanced new 16-bit line. Atari will price the 130ST at \$399, the just-announced 260ST would be \$499, and the 520ST lists at \$599. Memory size is the only difference between these models—respectively 128K, 258K and 512K. According to Atari, the STs are not expandable.

ads for the Mac, the 68000 is a 16/32-bit chip as opposed to a true 32 bits. It has eight 32-bit data registers and eight 32-bit address registers. However, the data bus is 16-bit and the address bus is 24-bit.

The 68000 supports seven levels of interrupts, 56 instructions, 14 addressing modes and five data types. But the chip's 16-bit operating code combines an instruction and addressing mode, GP register number, an op-mode and instruction-specific data. These multiple combinations provide over 1,000 actual usable instructions.

The 68000 runs on the ST at a speed of eight million cycles (8Mhz) per second—that's much faster than the Mac runs. The ST computers have



ATARI® 520ST™ PERSONAL COMPUTER™

The ST microprocessor is the Motorola 68000, the same chip used in the much higher priced and monochrome-only Macintosh. Despite the

a cleanly designed 196K built-in ROM, which is expandable to 328K with plug-in cartridges.

continued on next page

ST GRAPHICS

As you might expect, the ST series really shines with graphics. A built-in drawing program similar to MacPaint has been announced. The 32K bit mapped screen supports three graphics modes. Low resolution is 320 x 200 pixels in 16 colors, medium resolution is 640 x 200 pixels in 4 colors, and there's a monochrome high resolution of 640 x 400 pixels.

However, there are 512 colors available in the low and medium resolution modes—eight levels each of red, green and blue. At the CES, a sample display screen showing these colors on the new Atari 12" RGB Analog SC1224 (under \$200) was quite a mind-boggling sight. This monitor was also shown with a built-in 3 1/2" disk drive.

All the graphics capabilities described above are supported by various models in the new Atari lineup of video monitors priced from \$150 to \$300. The SM124, priced under \$200, is the high resolution monochrome model.

ST PORTS

The entire rear panel of the ST is honeycombed with ports. There are both a Centronics parallel interface and an RS232C serial interface. Interfaces for both hard disk and 3 1/2" disk drive are built in. There are two joystick ports, one of which will support a 2-button mouse. The video ports will support standard television as well as low resolution composite video, medium resolution RGB and high resolution monochrome.

Musicians can get professional state-of-the-art sound with MIDI in-out ports. MIDI (Musical Instrument Digital Interface) gives your ST the control of multiple synthesizers in an emulated multi-track digital recording studio. We saw the ST impressively demonstrating the MIDI ports by controlling playback on the new Casio CZ-101 \$499 synthesizer.

Built-in ST sound includes three channels of frequencies controllable from as deep as 30Hz to higher than audible range. There are separate frequency and volume registers, plus

ASDR, dynamic envelope control and a noise generator.

A separate microprocessor handles the sleek ST keyboard, which contains a 10-key pad and a separate one-touch cursor section as well as a standard typing layout. There are 10 programmable function keys and an UNDO key. The entire unit looks as if it belongs on a \$3,000 office computer.

TOS AND GEM

The ST models' TOS (Tramiel Operating System) is easily accessible through the icon-driven GEM (Graphics Environment Manager).

GEM was designed by Digital Research, which created the first microcomputer operating system, CP/M. Programmers who know CP/M will already be familiar with TOS. The ST is to come with your choice of BASIC or Logo.

C and Pascal are the professional program development languages of choice for GEM. (Atari users familiar with ACTION! will find these languages easy to learn.) Much of the software originally written for the IBM PC or the Macintosh will be easily transportable to the ST computers.

menus, windowing, bit block transfer, vector drawing, a real-time clock, 2-button mouse controller.


The GEM icon desktop has a calculator, a wastebasket, file folders—even a Breakout game for recreation.

XE COMPATIBILITY

The main thing to be said about the new Atari 8-bit XE models is that they are engineered for 100% compatibility with the existing XL line and the 800/400. The keyboard resembles the classy ST design minus a separate 10-key pad and one-touch cursor.

The poorly-accepted DOS 3.0 has been dropped in favor of a new DOS 2.5. This was designed by Bill Wilkinson of Optimized Systems Software, the father of Atari disk operating systems and an **Antic** contributor. As you'd hope, Wilkinson's new DOS 2.5 closely resembles DOS 2.0S and is entirely compatible with it.

The 65XE is the 64K replacement for the 800XL and will be priced at under \$120. The star of the series is the 130XE which has 128K memory and will sell for "well under \$200" — or approaching \$150.



ATARI® 65XE™ PERSONAL COMPUTER™

A number of popular programs may well be converted by summer.

GEM supports a variety of widely-used graphics call formats, including the ANSI standard Computer Graphics Interface and 32K X 32K VDI integer coordinate system. This gives GEM portability for workstation-quality graphics applications. GEM can also add advanced raster operations and raster fonts.

Other GEM features are drop-down

In welcome news for many Atari owners, the 130XE will retain the open parallel bus to accommodate powerful plug-in peripherals. The PBI will even be improved over the current XL version. It will have improved timing and a built-in +/- 5 volt power amplification.

Reportedly, this last-minute decision to continue PBI came at an engineering meeting called by Atari president Sam Tramiel in response to

Antic's strong write-in campaign on the CompuServe Atari SIG.

The first self-contained portable Atari is the 65XEP, selling for under \$400. Built into this 64K machine is a 3 1/2" disk drive and a very clear 5" green monitor. The unit is about half the size of a Kaypro luggable micro.

When the new polyphonic AMIE super-sound chip is finalized this spring, it is to be marketed in an alternate 64K computer called the 65XEM.

Monitors for the 8-bit XE computers include the XM128, about \$150, a crisp 12" green monitor with a built-in 80-column card for professional-quality word processing. There's also the bright XC1411 composite 14" color model for under \$200. And naturally all 8-bit Ataris are compatible with standard television sets.

DISK DRIVES

The 8-bit XE models will operate with either the current 5 1/4" floppy disk format, or with the new 3 1/2" disks which are used in the 16-bit ST series.

The 3 1/2" drive is the SF354 model with 500K capacity, priced under \$200. Atari is now also considering a 250 K drive for about \$150, to be called the SF324. These 3 1/2" drives and the projected ST hard disks will transfer data at a sizzling 1.3 megabytes per second on the 16-bit computers. For the XEs, the goal is to boost the speed to 30,000 from the current 19,200.

The under-\$600 SH317 hard disk was not shown at CES. And there still is doubt about whether it will store 10 or 15 megabytes of data, or whether there will be separate hard disk models at each capacity.

In 5 1/4" floppy disk drives, the current 1050 model will gradually be replaced by the compatible XF521. This drive will sell for about \$150, support true double density with DOS 2.5 and match the looks of the XE computers.

PRINTERS

Atari's full line of printers (and monitors) will also be marketed with interfaces for IBM, Apple and Commodore computers. These new print-

ers all seem much sturdier and more effective than any printer that has ever carried the Atari imprint before.

For only about \$150, you can choose between a slow (12 cps) but true letter-quality daisywheel printer, an 80 characters per second dot-matrix printer that produces graphics virtually as good as the Apple Image-writer, or a 50 cps non-impact dot matrix that prints sharp copy in multiple colors. A black-only 20 cps non-impact dot matrix will sell for \$99.

Under various model numbers, these new Atari printers can be purchased with interfaces for either the 8-bit or the 16-bit computer lines.

SOFTWARE

In its own right, the '85 Atari software is as spectacular as the new hardware. The emphasis is on state-of-the-art productivity applications, and the prices are almost all under \$49.95.

The undisputable star of Atari's new software is Infinity, a second-generation integrated program that's more powerful than Lotus 1-2-3. Yet it will sell at only \$49.95 for XEs and about \$70 for the STs. (It also runs on XLs and even on the 800, though it loses multi-tasking and windowing capability.)

Infinity has a spreadsheet, a relational database, a word processor that displays all special lettering onscreen, business graphics and telecommunications. It also includes icons, drop-down menus, multi-tasking windows and integrated printing.

The program will support the upcoming Atari local area networking (LAN), for multiple Ataris cabled together. Infinity runs in virtual memory to take advantage of the expanded Atari disk drive capacities.

Admittedly, all this is a bit hard to believe about software that can operate with as little as 64K memory. A developer of the program told **Antic** that Infinity was able to pack in so many advanced features by "optimizing" the assembly language compilation. Until now, optimization has been used mainly for advanced military and government-agency software. It's a tedious process that requires painstaking line-by-line pro-

gram compression analysis.

Other hot Atari software—virtually all priced under \$49.95—includes:

AtariWriter Plus—Contains spelling checker and mailing list, the 128K version resides entirely on one disk.

Silent Butler—Personal finance software that tracks multiple checking and credit card accounts. It has the unique capability of printing on your own personalized checks, using a slotted holder that fits in your printer.

Shopkeeper—A small business accounting package that will ultimately be in six modules. The first release emulates an electronic cash register, counts inventory and compiles daily reports.

Song Painter—Joystick-controlled music construction program that replaces standard musical notation with easily-understood colored line patterns and icons.

THIRD PARTY PRODUCTS

Some of the best things for the Atari we saw at CES from third party developers were Paper Clip, the powerful and simple new word processor from Batteries Unlimited, and the new line of Star printers. . .

Star's SG-10, the model that replaces the Gemini 10X, prints near letter quality at 60 cps and draft quality at 120 cps. Yet it's priced at only \$299. The new top-of-the-line SB-10 has 24 wires, costs about \$900 and prints dot-matrix lettering that looks almost exactly as if it came from a daisywheel.


Be sure you don't miss the next issue of **Antic** when we'll cover Atari's technological breakthroughs in even greater depth.

And for the very latest-breaking news about the exciting new 1985 Atari developments, be sure to look in on CompuServe for Antic Online's Special Bulletins.



Atari's Founder Goes ROBOTIC

**Nolan Bushnell's
\$119.95
Programmable Robot!**



©1985 Roger Ressmeyer

by NAT FRIEDLAND
Antic Editor

Nolan Bushnell, the Silicon Valley legend who brought out the first videogame, "Pong," and founded the Atari company has tooled up for his first major push into the consumer electronics market since his Atari non-competition contract ran out in November 1983.

He's gambling that significant numbers of computer hobbyists are eager to step into 3-D interaction with what he calls "the peripheral of the '80s" — robots.

But judging from the tremendous reader response to the three-part **Antic** robot series (12/83, 1/84 and 6/84) as well as the eager questions about robots that we are asked every time someone from **Antic** speaks at a users' group, Bushnell may well be right again.

Bushnell's Sunnyvale-based Axlon company is producing the first mass-

merchandised low cost computer-programmable robot, the \$119.95 Andy.

Before this summer, Andys made in Hong Kong are supposed to start arriving at major retail outlets like Toys 'R' Us. Bushnell believes that the price can eventually be brought down to \$70, after enough robots have been manufactured to create economies of scale.

However, unlike so many of the "coming soon" products **Antic** covers, a preview edition of Andy is available right now. Axlon has the components to assemble 10,000 Andys at its Sunnyvale workshop. And these robots are now being marketed via mail-order ads in **Antic** and other key computer magazines as well as via direct mailing to our subscribers.

PERSONALITY ROBOT


The **Antic** Editors have seen Andy in action both at the magazine office and

at Axlon. We've seen other affordable robot models too and Andy is clearly the most programmable and most versatile "training robot" so far.

Andy's long cord plugs into joystick port 2 of an Atari 800, 800XL, or 600XL with 48K expansion (or a Commodore 64, for that matter). Direct joystick control is available via port 1. But most programmers will probably be more interested in getting Andy's responses to a series of instructions in BASIC.


The included disk software also includes a "Personality Editor" that lets the non-programmers in the family set up robotic behavior patterns by using English, Logo-like, or BASIC-like commands plus menu options.

Andy has feedback sensors for light, sound and touch. The robot can wheel its way through mazes, roll through a complex programmed route, automatically back off from immovable obstacles it touches head-on. It makes sounds as it maneuvers at




HI! I'M ANDY!

HI! I'M ANDY!



HI! I'M ANDY!



two speeds on all floor surfaces.

Andy admittedly can't do much that's immediately useful. Andy is being marketed as the first home introduction to current robotics technology. The theme is, "Andy can't bring you breakfast in bed, but he will give you food for thought."

ANDY'S DAD

Nolan Bushnell loves having fun with technology. His black-glass desk is like what the boss of the computer company had in "Tron." The desk has two built-in computer monitors, a pull-out keyboard and a full line-up of LEDs and switches that control things like window shades and the hidden video projection screen.

"It's great when it's all working, but like most prototypes it breaks down a lot," said Bushnell. He's a tall, bearded former engineer from Utah. And even people who disapprove of his flamboyant business style have to concede that the man has monumental charm and charisma.

Antic's exclusive interview started with Bushnell wanting to know all the latest Atari gossip. "You never forget your children," he laughed. The Atari 400 and 800 computers were de-

veloped while he owned the company, but marketed under the Warner Communications management.

"I think the biggest mistakes Warner/Atari made were closing off the architecture and the serial bus of the computers," he said. "It was wanton mishandling of technologically superior machines. At least now I can be cautiously optimistic that Atari will prevail under Jack Tramiel. And all those evangelical Atari users will be vindicated."

Historical commentaries having been made, Bushnell swiftly turned the conversation to robots. "I believe that personal computers are essentially robots without limbs," he said. "And it's going to take a breakthrough in useful home robots to move computers onto a ten-times greater level of acceptance during the next five years."

Bushnell admitted this breakthrough hasn't been made yet. "What we really need is the right software—a VisiCalc for robots," he said.

But he feels that even now robots can be challenging experimental tools for personal computer users. "It's a new horizon for the hobbyist, artificial intelligence and personality simu-

lations. It can develop an additional level of awareness about how people perceive emotional states."

Bushnell said, "True robot pets are just about here. It's a lot easier to simulate a stalwart pal that's more entertaining than a real pet, than it is to computerize actual high-level reasoning or operation of an operable thumb."

Going along with this line of thinking, Axlon also has a 1985 line of MicroPet toys for the non-computing public. They're cute enough to make Cabbage Patch Dolls look like wall-flowers—sort of like miniature Chuck E. Cheese Pizza Time Theater characters on hidden wheels.

The MicroPets aren't programmable. But since they were designed after Andy, they tend to have slightly more sophisticated sensors which will obviously be showing up in later Andy models.

continued on next page

One goofy looking cat, MicroPet, purrs when you stroke its fake fur. The MicroPets roll around making silly noises. They'll come towards you if you clap your hands. When they get stuck in dark corners under the furniture, they simply turn off their motors and go to sleep until awakened by a handclap.

The projected price is \$59.95 and MicroPets will have their own "Pet Shop" displays at department stores with little yards where they can roll around.

We also spotted lying around Axlon a \$49.95 baby-talking Teddy Bear that responds to your speech rhythms. And there were various infra-red beam guns that are apparently part of some cops-and-robbers type of survival game.

BUSHNELL'S GOAL

With all this electronic creativity coming out of Axlon, it looks as if Nolan Bushnell once again has a shot at dramatically changing the way we interact with our world.

His associates, a number of them formerly key executives at Atari, say that Bushnell is in the office daily and is totally involved with everything going on. This dedication contrasts with Bushnell's past track record—which he freely admitted—of getting bored with his companies after the start-up phase.

It's possible that Bushnell may be settling down as he gets a little older. He probably also has an intense need to prove something. Something that's only a bit more subtle than Jack

Tramiel's overwhelming drive to beat his former Commodore partners by making Atari #1.


Much of the established business press has written off Nolan Bushnell as a one-hit wonder who fell out of touch with the market after classic arcade videogames lost momentum. The pundits say that after all, Bushnell lost interest in running a fast-expanding restaurant chain and Pizza Time Theater wound up in bankruptcy.

I think it's clear that Bushnell is now fiercely determined to go all-out and prove decisively that he's still the leader in electronic entertainment technology.



Monkey Wrench II

for the **ATARI 800** or **XL**



Cut your programming time from hours to seconds, and have 33 direct mode commands and functions. All at your fingertips and all made easy by the MONKEY WRENCH II.

The MONKEY WRENCH II plugs easily into the cartridge slot of your ATARI and works with the ATARI BASIC.

Order your MONKEY WRENCH II today and enjoy the conveniences of these 33 features:

- Line numbering
- Renumbering basic line numbers
- Deletion of line numbers
- Variable and current value display
- Location of every string occurrence
- String exchange
- Move lines
- Copy lines
- Up and down scrolling of basic programs
- Special line formats and page numbering
- Disk directory display
- Margins change
- Home key functions
- Cursor exchange
- Upper case lock
- Hex conversion
- Decimal conversion
- Machine language monitor
- DOS functions
- Function keys

The MONKEY WRENCH II also contains a machine language monitor with 16 commands that can be used to interact with the powerful features of the 6502 microprocessor.

\$29.95

Have You KISSed Your Atari Lately?

Introducing "KISS", a new, simpler, more powerful Word Formatter/Processor for your Atari 800, 600XL, and 800XL

"KISS" comes in a cartridge, and is designed for the occasional user, yet simple enough for beginners and children. It comes with an easy to read manual, that contains example text files. Check out these other "KISS" features:

- Input of text is via standard ATARI screen editor - so there is nothing new to learn
- Only 13 commands to process text
- Text can be sent to screen or printer
- Single page or fan-folded paper can be used by printer
- Prints English error messages
- The "KISS" cartridge does not have to be installed in order to input text information
- Automatic page numbering on output
- Text can be justified to both the left and right margins
- Can be used for letters, reports, term papers, etc.

KISS™

Call us today for your "KISS" Only \$19.95


Eastern House

3239 Linda Dr.
Winston-Salem, N.C. 27106
(919) 748-8446
Send for free catalog!





POWER WITHOUT THE PRICE AT...COMPUTER CREATIONS



ATARI HARDWARE

COMPUTERS

Atari 800 XL	CALL	Atari 130 ST
Atari 65 XE	FOR NEW	Atari 520 ST
Atari 130 XE	PRICES	

DISK DRIVES

Atari 1050	CALL	Atari SF 324 (3 1/2" floppy disk 250K)
Indus GT (Free Software)	FOR	Atari SF 354 (3 1/2" floppy disk 500K)
Astra 2001	NEW	Atari SH 317 (3 1/2" hard disk 10 MB)
Happy Enhancement for Atari 810 and 1050 Drives	PRICES	

GENERIC DISKS AT FANTASTIC PRICES!

GENERIC DISKS AS LOW AS 94¢ ea.
Generic 100% Defect-Free/Guaranteed.

Includes sleeves, labels, write protect tabs, reinforced hub rings, lifetime warranty. (2 boxes minimum)

	SS/SD	SS/DD	DS/DD
DISKETTES	2 boxes	11.99	13.99
(2 bx. minimum)	3-9 boxes	10.50	12.50
10 per box	10+boxes	9.40	11.49

★ ★ DEALER INQUIRIES INVITED ★ ★

PRINTERS

Atari XTM 201 (Non-impact Dot Matrix 20 CPS)	
Atari XTC 201 (Color, non-impact Dot Matrix 20 CPS)	
Atari XDM 121 (Daisy Wheel Letter Quality 12 CPS)	CALL
Atari XMM 801 (Dot Matrix, Impact 80 CPS)	FOR
Atari 1025 (Dot Matrix, Impact CPS)	NEW
Atari 1027 (Letter Quality)	
Atari ST 504 (Color Dot Matrix, non-impact 50 CPS)	PRICES
Atari 5 DM 124 (Daisy Wheel Letter Quality, 12 CPS)	
Atari SMM 804 (Dot Matrix, impact 80 CPS)	

STAR MICRONICS PRINTERS

SG-10 (80 column)	
SG-15 (136 column)	CALL
SD-10 (80 column)	FOR
SR-10 (80 column)	PRICES
SR-15 (136 column)	
Powertype Daisywheel	

EPSON PRINTERS

Epson RX-80+ (80 column)	249.00
Epson RX-80+ FT (80 column)	319.00
Epson FX-80+ (80 column)	429.00
Epson Rx 100+ (135 column)	419.00
Okidata 92P	440.00

PRINTER INTERFACE CABLES

MPP-Microprint	49.95
MPP-1150 Parallel Printer Interface	59.95
Microbits Microstuffer	109.95

PRINTER RIBBONS

Gemini Printers (Black/Blue/Red/Purple)	3.00
Epson Printers	6.95

OTHER HARDWARE

Atari 1010 Program Recorder	54.00
Atari CX 77 Touch Tablet	CALL
Atari Light Pen	CALL
Microbits 64K (600XL) Expansion	69.00
Ram Rod XL w/ Omniview for 800 XL	99.00
Omniview for 800 XL	49.00
B.I. 80 Column Display Adaptor	CALL

MONITORS

Atari XC 141 (14" Composite Color)	
Atari XM 148 (12" Monochrome, 80 column, low resolution)	
Atari SM 124 (12" Monochrome, 80 column, high resolution)	CALL
Atari SC 1224 (12" RGB Color)	FOR
Sanyo 12" Green Screen	PRICES
Sanyo 12" Amber Screen	84.00
Sanyo Color Screen, 13"	89.00
Sanyo Color Screen, 13"	219.00
Sanyo 9" Green Screen	69.00
Monitor Cable	9.00

MODEMS

Atari 1030 Direct 300 Band Connect	CALL
Atari XM 301 Direct Connect 300 Band	FOR
MPP-1000E Modem	PRICES
Signalman Mark XII Modem with R-Verter	299.00
Mark X with R-Verter	169.00

DISKETTE/CARTRIDGE/CASSETTE FILES

Flip 'N' File 10	3.95
Flip 'N' File 15	6.95

SOFTWARE

ATARI	
Logo (R)	68
Prog. 1, 2 or 3 (C)	18
Assembler Editor (R)	27
Macroassembler (D)	19
Microsoft Basic II (R)	45
Basic Cart. (R)	5
AtariWriter (R)	35
Family Finances (D)	18
Home Filing Mgr. (D)	21
Telelink I (R)	21
Visicalc (D)	45
Juggles House (C/D)	16
Juggles Rainbow (C/D)	16
Mickey in the Great Outdoors (D)	21
Skywriter (R)	16
Atari Music I or II	19
Speed Reading	27
Conv. Languages (ea.)	21
Video Easel	19
Type Attack	16
Asteroids	10

EPYX

Moreta	25
Dragonriders of Pern	25
The Right Stuff	25
The World's Greatest Baseball Game	25
FBI	25
Impossible Mission	25
Summer Games II	25
Summer Games	25
Pitstop II	25
Ballblazer	25
Rescue on Fractalus	25
Scrabble	25

ACCESS

Beach Head (D)	23
Beach Head II (D)	23
Raid Over Moscow (D)	23

ACTIVISION

Decathlon (R)	25
Pitfall II (R)	25
Space Shuttle (R)	25
Ghost Busters (D)	25

AMERICAN EDUCATIONAL

Spelling Grades 2 thru 8 (D)	28
Reading Comprehension (D)	28

AVALON HILL

Jupiter Mission (D)	38
Quest of Space Beagle (D)	38

BATTERIES INCLUDED

Paperclip (D)	59
---------------	----

BRODERBUND

Printship (D)	29
Spelunker (D)	19
Stealth (D)	19
Whistler's Brother (D)	19

CBS

Call for items and prices	
---------------------------	--

CONTINENTAL

Home Accountant (D)	44
---------------------	----

DATASOFT

Bruce Lee	23
Dallas Quest	23
Conan	25
Letter Wizard w/speller	CALL

ELECTRONIC ARTS

Archon (D)	29
Pinball Construction (D)	29
M.U.L.E. (D)	29
Murder/Zinderneuf (D)	29
One on One (D)	29
Archon II (D)	29

Financial Cookbook (D)	37
Music Construction (D)	29
Realm/Impossibility (D)	29
Hard Hat Mack	25
AXIS Assassin	25

INFOCOM

Cut Throats (D)	23
Deadline (D)	29
Enchanter (D)	23
Hitchhiker's Guide to the Galaxy (D)	23
Infidel (D)	26
Planetfall (D)	23
Sea Stalker (D)	23
Sorcerer (D)	26
Starcross (D)	29
Suspect (D)	29
Suspended (D)	29
Witness (D)	23
Zork I (D)	23
Zork II or III (D)	26
Invisicubes Hint Books	7

MICROPROSE

F-15 Strike Eagle (D)	23
Mig Alley Ace (D)	23
Solo Flight (D)	23

OSS

Action (R)	59
Action Tool Kit (D)	25
Basic XL (R)	59
DOS XL (D)	25
MAC/54 (R)	59
MAC/65 Tool Kit (D)	25

ORIGIN

Ultima III (D)	39
----------------	----

SCARBOROUGH

Mastertype	25
------------	----

SIERRA ON LINE

Ultima I	23
Ultima II	39

SPINNAKER

Call for items and prices	
---------------------------	--

SYNAPSE

Quasimodo	15
Alley Cat	15
Syn-File +	38
Syn-Calc	38
Syn-Trend	38
Syn-Comm	29
Syn-Stock	29

TRONIX

S.A.M.	39
Chatterbee	25

To order call **TOLL FREE**
1-800-824-7506

ORDER LINE ONLY


COMPUTER CREATIONS, Inc.

P.O. Bo 292467 - Dayton, Ohio 45429

For information call: (513) 294-2002 (Or to order in Ohio)

Order Lines Open 8:30 a.m. to 8:00 p.m. Mon.-Fri.; 10 a.m. to 4:00 p.m. Sat. (Eastern Standard Time). Minimum \$10 per order. Orders under \$100 add \$3.00. C.O.D. (add \$2.50). All prices are subject to change without notice. Call toll free number to verify prices and availability of product. Actual freight will be charged on all hardware. Software and accessories add \$4.00 shipping and handling in Continental United States. Actual freight will be charged outside U.S. to include Canada, Alaska, Hawaii, Puerto Rico. Ohio residents add 6% sales tax. NO CREDITS! Return must have authorization number.





ROBOT UPDATE

*Latest robot-Atari
interface news*

by MICHAEL CIRAULO, Antic Associate Editor

The day isn't here yet when your personal robot can perform most household chores and is the family's third major purchase after home and car. But it's not that far away, either.

"Optimists say that in five to ten years a robot will meet you at the front door with the newspaper and a martini. It will cook dinner, teach the kids and keep grandmother company," according to Sharon Smith of RB Robot Corporation in Golden, Colorado.

Smith's scenario covers personal robots, as opposed to the industrial robots that are already doing much of the detailed assembly of late-model automobiles and other technology-intensive products. Personal robots need to be both more mobile and less expensive than their bulkier industrial siblings. Voice control would also be a desirable feature in personal robots.

"We're still in the first generation of personal robots," said Smith. This first generation includes both expensive robots and inexpensive remote-controlled machines that are closer to toys.

obstacles, and monitor its own energy level.

RB5X and HERO-1 are both expandable. You can add, at substantial extra cost, extendable manipulator arms, voice synthesizers, and so on. But that still doesn't mean these robots can do anything as practical as walking your dog or answering the door.


TINY BASIC

RB5X is fully programmable from most computers, including the Atari. It has an RS232 port, through which you can download a program into RAM, or install a debugged program in EPROM form. RB5X, like other

Other, cheaper, robots are remote-control toys directed through the Atari's joystick port. The **Think Tank** (\$100, 3R Robotics, Houston, Texas), connects your Atari to a radio-control module so you can use the joystick or keyboard commands to direct a model tank.

SECOND GENERATION

"The cost of personal robots will go up as robots are able to do more things," Smith predicted. "There's a balance between cost and what the robot can do. Right now, robots are a little expensive for what they actually do."



WHAT THEY DO

The typical first generation robot like the RB Corp's **RB5X**, or the Heath Company's **HERO-1** kit costs about \$1,500, looks like R2D2, can move around in a programmed pattern, sense walls, doors, people and other

comparable robots, has its own internal language. But it accepts downloaded programs in assembly and Tiny BASIC.

Tiny BASIC can be programmed on the Atari and other microcomputers using a text editor. It is a compact form of BASIC that supports only integers and has no strings. A command to go RIGHT FORWARD would read as @#7802=#08.

Meantime, robot companies are looking to the second generation of personal robots. "The second generation will include programmable vacuuming and home security," Smith said. These robots won't be able to move furniture, but they could sense and steer around obstacles as they vacuum on a programmed route.

Second generation robots could also be responsible for home security—they could sense intruders and other hazards, and notify the police, fire department, or paramedics.

First and second generation robots

continued on next page

both depend on three separate but interactive technologies.

The robot must have sensors, usually sonar, touch-sensors or infrared. The robot must also have a way of physically affecting its environment, such as wheels for mobility or manipulator arms. And the robot must have computing power.

DOING IT YOURSELF

As the robot craze continues to catch on, there is more information available for hobbyists who want to make their own robots.

The **Robotics Society of America** offers tips on finding inexpensive supplies, news of industrial robot developments, a calendar of events and a hefty schedule of seminars on robot-related subjects. (Their address is 200 California Avenue, Suite 215, Palo Alto, CA 94306.)

Antic carried specific instructions for a basic robot project in December 1983, January 1984 and June 1984.

Making your own Atari-controlled robot is not that difficult or expensive if you are a hobbyist at heart and somewhat mechanically inclined.

Let's say you wanted to start with a simple robotic arm with one joint. Movement of the joint would be con-

A simple BASIC program would open the joystick port and send the appropriate pulses. If you wanted to extend the robot arm, you'd turn on the servo, and send it pulsed messages for as long as you wanted it to continue extending.

ROBOT I/O

After you've produced remote-controlled motion, you can think about the next step. Each joystick port contains four pins which can be set for input or output. On the Atari 800, with four ports, you can have sixteen lines, or 65,536 external operations (that's 2 to the 16th power).

With so many lines to the outside world, you can direct multiple motors—arms, wheels, perhaps a rotating head. Your Atari can also accept sensor input, which can be used to keep the robot from running into things.

On the other hand, requiring your Atari to recognize objects is not possible. This requires more computing power than a small computer has, and would also require highly sophisticated sensor equipment.

Many hobbyists use sonar on their robots, according to Tom Burke, who builds and services robots for U.C. Berkeley's Lawrence Hall of Science.

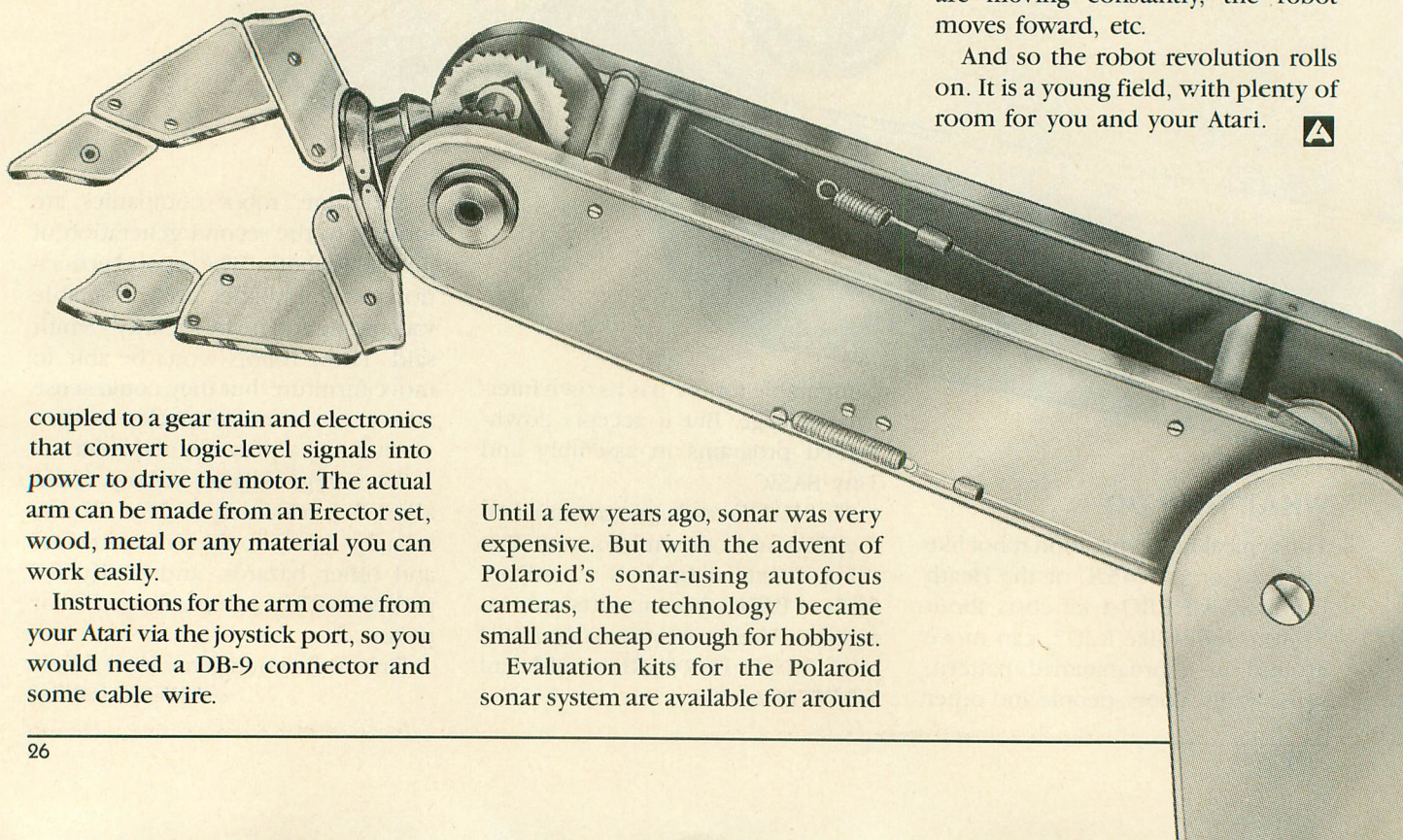
\$100, said Burke. These kits can be interfaced to an Atari. The sonar has a range between one and 39 feet, and a resolution of one inch. Of course, the further from the source, the less the accuracy.

Inexpensive Radio Shack infrared LEDs and phototransistors, of the same wavelength, can be wired into a circuit that will follow a line on the floor, according to Burke. The phototransistor will measure the difference between light and dark, keeping the robot on a track over a one-color painted line.

Of course, these are not the only avenues open to the would-be robotics hobbyist. Jim Strope, head of the Robotics Society of America's San Francisco chapter, suggested using the Atari's parallel bus to directly control a robot. Each line out of the bus could be amplified until it was capable of controlling a DC motor. (This issue of **Antic** contains the last installment of Earl Rice's four-part series explaining how to build Input/Output connectors for the parallel bus.)

Strope said that many hobbyists are using a round robot platform with two unidirectional casters and two bidirectional wheels, all arranged in a square. If one wheel is on and the other off, the platform rotates. If both are moving constantly, the robot moves forward, etc.

And so the robot revolution rolls on. It is a young field, with plenty of room for you and your Atari. **A**



coupled to a gear train and electronics that convert logic-level signals into power to drive the motor. The actual arm can be made from an Erector set, wood, metal or any material you can work easily.

Instructions for the arm come from your Atari via the joystick port, so you would need a DB-9 connector and some cable wire.

Until a few years ago, sonar was very expensive. But with the advent of Polaroid's sonar-using autofocus cameras, the technology became small and cheap enough for hobbyist.

Evaluation kits for the Polaroid sonar system are available for around

AND NOW ASTRA HAS THREE MODELS FOR YOUR ATARI

ASTRA 1620

Our original single or double density dual disc drive.
Two drives, for the price of one.
(360 KBYTES)



ASTRA 2001

All of the features of the 1620, but with improved circuitry, rotary doors, and direct drive motors.
(360 KBYTES)

ASTRA "BIG D"

Double sided, single or double density, dual disk drive.
(720 KBYTES)

ALL DRIVES FURNISHED WITH SMARTDOS OR MYDOS *

*DOUBLE SIDED DRIVES


**FOR NEAREST DEALER OR DISTRIBUTOR
CALL (714) 549-2141**

***ASTRA SYSTEMS**

2500 South Fairview • unit L • Santa Ana, Ca. 92704

EXPERT

Antic's first look at



SYSTEMS

artificial intelligence by LARRY LEVITT

A doctor types a patient's symptoms into a computer and gets back a list of possible causes . . .

An oil geologist supplies the computer with site data and is told the best spot to start drilling . . .

A chemist inputs a description of a possible chemical pollutant and the computer identifies the compound . . .

These are some of the more common real-world examples of how computers use *expert systems* software to effectively perform research analysis that could once only be done by highly trained human technical experts.

Expert systems are one of the three areas of artificial intelligence (AI) research. The other two categories are robotics and natural language communication.

The idea behind expert systems is that a computer program can simulate human expertise by manipulating large stores of properly arranged knowledge.

AI researchers divide knowledge into two distinct types. The first type is axioms—facts accepted as indisputable. The second type is rules—which computers have traditionally handled as *If . . . Then* statements.

For example, a fact might "Socrates is a man." And a relevant rule might be, "If someone is a man . . . Then he is mortal."

An expert system is primarily a collection of such snatches of "knowledge"—often over 1,000 of them in the most complex systems.

Of course, what's needed is an algorithm that forms correct conclusions from these bits of knowledge.

AI researchers call this part of the system an "inference engine," or *shell*.

Shells are generally written in the language LISP (LISt Processing), mainly because of its ease in defining recursive functions and its powerful manipulation of symbols.

However, LISP programs are extremely slow. So most expert systems are run on dedicated "LISP machines" which are large minicomputers devoted solely to interpreting LISP programs.

Shells normally use either "forward-chaining" or "backward-chaining" techniques to generate conclusions. Forward-chaining means that the system begins with the axioms and rules, then reviews conclusions—much like one might prove a theorem in geometry. A backward-chaining system begins with a hypothesis to be proved, and then proceeds to determine what the system must know in order to prove it.

Stand-alone shells, or "knowledge engineering tools," have attracted recent commercial interest. Users buy just the shell and then compile the knowledge base themselves.

This opens up the market substantially. Knowledge engineers (as programmers in the field are called) can develop widely applicable shells, instead of designing complete systems which might be only useful to a few highly specialized users.

SRI International of Palo Alto is currently selling a \$20,000 expert system shell called Series, for the IBM PC XT. The system was developed in a garage by Ray Weinstock, who was subsequently hired on at SRI.

Puff is a medical diagnosis system for respiratory ailments. Written in BASIC, the system has only about 100 rules in its knowledge base.

The best seller among microcomputer expert systems to date is Human

Edge's line of software that provides psychological advice on the best way to negotiate business and personal dealings. These programs sell for a few hundred dollars each. According to Fortune magazine, Human Edge grossed \$1.8 million from sales of 10,000 programs in the first half of 1984.

Current expert systems primarily rely on simple symbolic manipulations of rules and facts. There is no attempt to have the software examine causality—WHY a particular conclusion seems to be true. The danger here is that rules could be applied incorrectly, leading to faulty or possibly disastrous results. Simple human common sense is still needed as a fail-safe.

Even users of today's large over-1,000-rules expert systems have a hard time seeing how a particular decision was arrived at. There have been attempts to address this problem. Some systems attempt to explain the process they are going through. Incidentally, most expert systems use some sort of natural language interface, meaning that they appear conversational.


The discipline of artificial intelligence is still in its infancy. But even today's comparatively simple applications based on simple programming techniques are breaking new ground and achieving highly promising results.

Larry Levitt is a student at Harvard's Kennedy School of Government. His primary interest is the field of science, technology and society.

Antic is actively seeking more information, programs and articles which might help our readers understand the new field of artificial intelligence. We believe AI represents one of the most exciting computer frontiers, and we will continue to explore this new field.



\$129 PRICE EXPLOSION



The Complete Computer

Here's a 50 character per second, plain paper, dot matrix printer that you can use with virtually any home or office personal computer. It's built really tough to withstand heavy use. It's really easy to use. And, it even prints graphics. Price Slashed to \$129.

By Drew Kaplan

Complete your computer. Now you can harness the full power of your computer. From writing letters to listing programs, your computer will be incredibly more useful.

It uses **plain paper** and it's super reliable. It prints both upper and lower case characters. And, if you aren't using a printer with your computer, read on.

LISTING/INDEXES/LETTERS AND MORE

Experience the thrill of actually writing your letters and reports on your computer. Now you'll be able to use all of your computer's word processing and **correcting** capabilities to really explore your creative talents.

It's easy. Some of the new word processing programs are so 'user friendly' that you can learn to use them in just about 10 minutes. Change a line, change a word, move a line. Just push a button.

Are data bases a four letter word? Not on your life. Now you can use your computer to organize all your telephone numbers, your stocks, stamps, and recipes.

If you're using your computer for business, you can have a complete, instantly accessible file for each customer by name, what they bought, when, etc.

A data base will let you find or organize and print out any information you want, however you want, whenever you want.

There's no more complicated programming required. And, inexpensive data base programs are available at any computer store.

PERMANENT RECORD

If you have a modem, you're in for a treat. You can access encyclopedias, stock market reports, and much more. When you sign on a service like CompuServe or The Source, the world is quite literally at your finger tips.

With a printer, you can get a 'hard copy' of all the incoming information. You can get everything from SAT test simulations and IQ tests to loan amortization schedules.

AFRAID OF PROGRAMMING?

You don't need to know the first thing about programming to use this or any printer. But, if you've never typed in and run a program, here's the easiest one I know. Turn on your computer.

Commodore Owners, and Atari Owners, your computer, and most others will say 'Ready'. Just push Control and Reset on an Apple. Then type the following:

```
10 PRINT "DAK IS WONDERFUL"  
20 GOTO 10  
RUN
```

You should type a carriage return at the end of each line. Why not try this program now? Next time, I'll tell you how to get out of the program, and maybe even discuss peeks and pokes.

If the program isn't running, type LPRINT instead of PRINT in line 10.

To you sophisticated programmers, think how easy your life will be when you can print out program lists that you can study at length.

And, you won't have to load a bunch of disks to find a program when you print out a menu for each of your disks.

LOOK AT ALL IT DOES

An ad in several August computer magazines listed a \$149 thermal printer (that needs expensive thermal paper) as the lowest priced printer in the U.S.

Imagine a 50 character per second, plain paper, full 80 column dot, matrix printer with a built-in standard Centronics Parallel Interface, slashed to just \$129.

This printer handles plain old cheap standard fanfold pin feed computer paper from 4.5" to 9.5" wide, with it's built-in adjustable tractor pin feed drive.

It's so powerful you can even use two-part forms for a carbon copy. Plus, there's an impact control for print darkness.

It understands and prints 116 upper and lower case characters, numerals and symbols. And that's not all.

You can even print Double Width characters. **And, look at this.** This printer has full graphic capabilities with 480 dot horizontal resolution and 63 dot per inch vertical resolution. So, you can print out your pictures, pie charts or graphs.

ADVERTISEMENT

It prints 10 characters to the inch, six lines to the inch. In short, it's going to make typewriters into dinosaurs. When hooked to your computer, you'll never have to retype anything again. If you find an error, just make the correction and let the computer retype your work for you.

The printer is made by C.I.TOH/Leading Edge in Japan. It's built to really take heavy use. But in the unlikely event that it should need service, there are approximately 400 service centers nation wide.

It takes standard long life inked ribbon cassettes that are readily available nation-wide. This is a printer that will give you many years of continuous reliable service and enjoyment.

AND NOW THE BAD NEWS

If you're the president of a large company sending important business letters, you may want a \$1000 daisy wheel printer. But for most uses, dot matrix printers are incredibly faster, and there isn't any way to print out a graph or picture on a daisy wheel printer.

But, there are two things you need to know about this printer. First, it has about the dumbest name I've ever seen. It's built tough and rugged. So, they named it The Gorilla Banana Printer.

Second, like many dot matrix printers, the letters g, j, p, q, and y are level with the other letters. Each letter is completely and perfectly formed, but each sits level with the rest of the alphabet.

Upper case letters and symbols are unaffected. So, if you don't want letters that look like they were printed by a computer, this printer isn't for you.

But for most letters, term papers or reports, programming and all the data bases and information you'll get through a modem, this printer is perfect.

COMPATIBLE COMPUTERS

Any Computer with a standard Centronics parallel port, such as: **Apple, Franklin, IBM PC, TRS80, Osborn, Atari, Commodore VIC 20, Commodore 64, Kaypro, and virtually any other personal computer.** Plus, most briefcase portables.

FEAR OF INTERFACES?

Your computer is smart. But, it doesn't know how to 'talk' to other devices. That's why you need an interface.

An interface isn't just a cable. It's actually an intelligent translator that lets your computer talk to other equipment.

Usually the computer manufacturers don't include the various interfaces when you buy your computer, because they don't know if you'll ever add peripherals such as disk drives, printers or modems.


So, rather than sell you something you don't need, you don't buy an interface until you add onto your computer.

There are two types of printer interfaces. The first allows you to do text word processing. For 99% of computer use, this is all that is needed. It translates all the possible letters and punctuation known as ASCII. This printer understands 116 characters and symbols.

A second type of interface also allows you to dump pictures or graphics from your screen or memory. This is more complicated because every dot must be told where to go. This interface, or 'driver program' as it is called, is available in two forms; built into an interface card, or as a program on a disk which you use in

conjunction with any standard interface.

Either way, you'll have the printer operating in just a few minutes. And if you already have a printer, the same Centronics parallel interface and cable (about 85% of all printers are compatible) should work with this printer.



With this printer you can alter your graphics as you desire. You can print normal or reversed (both shown above, reduced to fit in this catalog) and you can even print double size.

WHY SO CHEAP

A new model will emerge soon with a different name. Leading Edge had just 28,000 of these remarkable printers which have been selling at discount for as little as \$199, left in stock.

DAK bought them all for cold hard cash. And now we're offering them to you for less than the original price we were quoted as wholesale.

The printer is approximately 16½" wide, 9" deep and 7" tall. It's backed by Leading Edge's standard limited warranty.

ADD PRINTING POWER TO YOUR COMPUTER RISK FREE

Now you can really make use of your computer. 50 characters per second printing on plain paper for just \$129. Wow!

Now you can print out your programs, your notes or your letters. If you're not 100% satisfied, simply return the printer and any accessories in their original boxes to DAK within 30 days for a refund.

To order your 50 Character Per Second Dot Matrix, Plain Paper Printer with a built-in Centronics Parallel Interface, risk free with your credit card, call toll free, or send your check for the breakthrough close-out price of just \$129 plus \$8 for postage and handling to DAK. Order No. 4101. CA res add 6% sales tax.

Special Note: If you need a serial printer for a computer, such as the TRS80 Color Computer, order the identical printer with a built-in Serial Interface for the same price. Use Order No. 4102.

The Printer comes packaged with a long life ribbon. Extra ribbons are available at computer stores. DAK has them for \$4 each (\$1 P&H) Order No. 4103.

Standard Centronics Interfaces for your computer are available at any computer store. This Printer has its receiving inter-

face built in. You simply need one, complete with its cable, to plug into your computer 'to send' information. Below are our favorites for 5 of the most popular computers.

For your Apple. We have Practical Peripherals' text interface for just \$49 (\$2 P&H) Order No. 9877. We have their graphics capable interface for just \$79 (\$2 P&H) Order No. 4104. If you already have a Centronics Parallel Interface, we have a graphics driver program on disk for just \$7 (\$1 P&H) Order No. 4105.

For your IBM PC, you don't need an interface. It's usually already built-in. But, you do need a cable. We have a cable, ready to connect this printer to your computer, for just \$19 (\$2 P&H) Order No. 9879. We have a graphics driver program on disk for just \$7 (\$1 P&H) Order No. 4106.

For your Atari 800, 800XL, 400, or 600XL, we have a text interface for just \$69 (\$2 P&H) Order No. 9881. We have a graphics driver program on disk for just \$7 (\$1 P&H) Order No. 4107.

For your Commodore VIC 20 or 64, we have a text interface for just \$39 (\$2 P&H) Order No. 9883. We have a Graphics Interface for just \$54 (\$2 P&H) Order No. 4108.

Special Bonus for Commodore 64 owners. We have a powerful word processing program with editing, including changing a line, a word, or moving a line. Once you've tried computer word processing, you'll never want to look at a typewriter again.

Plus, we have a super data base program that lets you use 8 fields of information on up to 200 subjects at a time. Then you can search for any part, sort alphabetically or numerically and print out an address book, a list of your stocks or anything you can imagine. They're both yours for just \$5 (\$1 P&H) with purchase of the printer. Use Order No. 4122 for Disk, or Order No. 4123 for Cassette.

For most TRS80 Computers, you don't need an interface, just a cable. For the Black and White Computers, we have a Parallel Cable for just \$18 (\$2 P&H) Order No. 9885. For the Color Computers we have a Serial Cable (you need the Serial Printer as well) for just \$18 (\$2 P&H) Order No. 4109.

For briefcase-type portables, the Centronics Interface is usually built-in. Just stop by any computer store. All Centronics Printers use the same cable at the printer end, but you'll need a cable that fits your particular computer's plug.

Get hard copy print-outs of your programs or your graphics. Turn your computer into a powerful word processor. Forget retyping ever again. For just \$129 you can make your computer complete.

Apple, Atari, IBM PC, Franklin, Commodore VIC 20 & 64, TRS80, Osborn, and Kaypro, are registered trademarks of Apple computer, Atari Inc., International Business Machine Corp., Franklin Computer, Commodore Electronics Ltd., Radio Shack/Tandy, Osborn Corp. and Kaypro respectively.

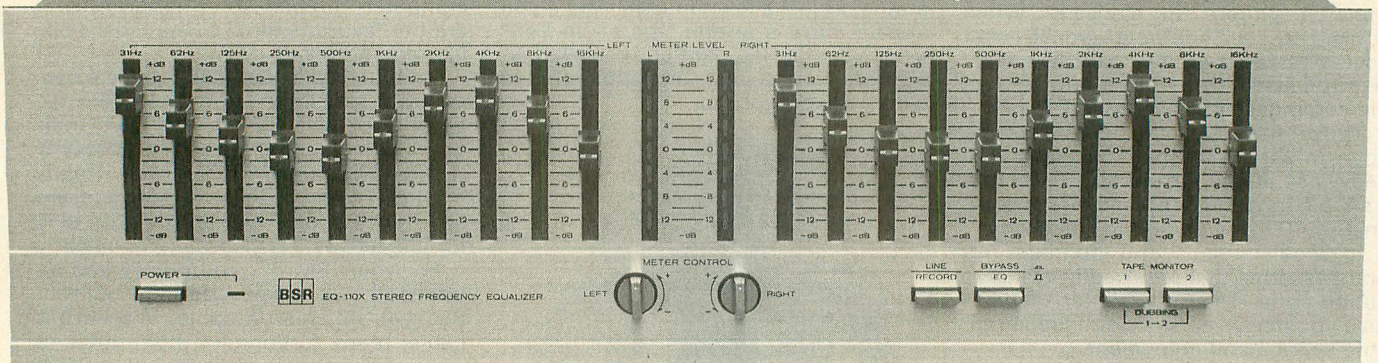
Dept. AN01

DAK
INDUSTRIES INCORPORATED

TOLL-FREE ORDER LINE
For credit card orders call 24 hours a day 7 days a week
CALL TOLL-FREE. . . 1-800-325-0800
8200 Remmet Ave., Canoga Park, CA 91304

ADVERTISEMENT

\$89 CLOSE-OUT



Sound Detonator Plus

Make your stereo system's sound explode with life. Improve the sound quality by 30 to 50%. Plus, you'll add tape dubbing too with this limited BSR \$89 close-out.

It's like night and day. Crashing cymbals, the depth of a string bass, more trumpets or more voice will come bursting forth from your stereo at your command.

You'll make your music so vibrant that it will virtually knock your socks off when you use this professional quality 10 band stereo Sound Detonator Plus Equalizer.

It has a frequency response from 5hz to 100,000hz \pm 1 db. BSR, the ADC equalizer people, make this super equalizer and back it with a 2 year limited warranty. Our \$89 close-out price is just a fraction of its true \$249 retail value.

CAN YOUR STEREO SOUND BETTER?

Incredibly better. Equalizers are different from regular bass and treble controls. And, 10 band EQs are the best.

Bass controls turn up the entire low end as well as the low mid-range, making the sound muddy and heavy. With an equalizer, you simply pick the exact frequencies you want to enhance.

You can boost the low-bass at 31hz, 62hz and/or 125hz, and the mid-bass at 250hz and 500hz to animate specific areas of the musical spectrum.

And, when you boost the part of the bass you like, you don't disturb the mid-range frequencies and make your favorite singer sound like he has a sore throat.

The high frequencies really determine the clarity and brilliance of your music.

You can boost the mid-range and highs at 1,000hz, 2,000hz, 4,000hz, 8,000hz and 16,000hz. So, you can bring crashing cymbals to life at 16,000hz while at the same time you cut tape hiss or annoying record scratches at 8000hz.


You can also boost or cut specific mid-range frequency areas to add or subtract vocal, trumpets, guitars or whatever instrument ranges you prefer.

GREAT FOR 2 TAPE DECKS

You can push a button and transfer all the equalization power to the inputs of two tape decks. So, if you have a cassette deck in your car or a personal stereo that you wear, now you can pre-equalize your cassettes as you record them.

Now you can get all the dramatically enhanced sound wherever you are. This

is an especially great feature for bass starved portables and high-end starved car stereos to make them come alive.



And, look at this. There are two tape inputs and outputs, so you can dub from tape deck A to B, or make two tapes at once with or without equalization.

EASY HOOK UP

Use your tape monitor circuit, but don't lose it. Now your one tape monitor circuit lets you connect two tape decks.

Just plug the equalizer into the tape 'in' and 'out' jacks on your receiver. We even supply the cables.

As you listen to your records, FM or 'aux', any time you push the tape monitor switch on your receiver you'll hear your music jump to life.

The output from your receiver is always fed directly to your tape decks for recording, and with the touch of a button, you can choose to send equalized or non-equalized signal to your recorders.

When you want to listen to a tape deck, just press a tape monitor button on the equalizer and your tape deck will work exactly as it did before. Except, that now you can choose to listen with or without equalization and you can dub.

You won't be listening to any distortion or hum. The Sound Detonator Plus has a 95db signal to noise ratio and total harmonic distortion of just 0.018%

Once you've set your equalizer controls, switch it in and out of the system. You'll hear such an explosive improvement in sound, you'll think you've added thousands of dollars of new equipment.

WHY A CLOSE-OUT?

Last year DAK closed out over 18,000 of BSR's 7 band equalizers because BSR had decided to only sell equalizers under their ADC name and they still had some left with the BSR name on them.

Well, as Detroit comes out with new cars each year, ADC comes out with new equalizers. We got them to supply us

with just 15,000 of last year's model before they shut down for the new one.

They had already paid for all the tooling, all the research and design, so we were able to buy these for less than half the normal price, for cold hard cash.

So, you can go to any HiFi store and buy this year's design in an ADC equalizer made by the parent company BSR, or you can get this \$249 value BSR equalizer while our limited supply lasts, for \$89.

THE FINAL FACTS

There are 20 slide controls, each with a bright LED to clearly show its position. Each control will add or subtract up to 12db. (That's a 24db range!)

There are separate sound detonation slide controls for each channel at 31hz, 62hz, 125hz, 250hz, 500hz, 1,000hz, 2,000hz, 4,000hz, 8,000hz, and 16,000hz.

LED VU meters with \pm 0.5db accuracy show levels for each channel. It is 17" wide, 6 1/2" deep and 4 1/2" tall.

PUT LIFE INTO YOUR MUSIC RISK FREE


Prepare for a shock the first time you switch in this equalizer. Instruments you never heard in your music will emerge and bring a lifelike sound that will envelop you and revolutionize your stereo system.

If your system doesn't spring to life, simply return the equalizer within 30 days in its original box for a refund.

To order your Sound Detonator Plus Tape Dubbing BSR 110X10 Band Stereo Frequency Equalizer risk free with your credit card, call toll free or send your check not for ADC's \$249 value, but for only \$89 plus \$7 for postage and handling. Order No. 9724. CA res add 6% tax.

Wake up the sound in your stereo. Your sound will explode with life as you detonate each frequency band with new musical life. And now you'll be in control of two tape decks as an added plus.

Dept. AN02




DAK
INDUSTRIES INCORPORATED

TOLL-FREE ORDER LINE
For credit card orders call 24 hours a day 7 days a week
CALL TOLL-FREE. . . 1-800-325-0800
8200 Remmet Ave., Canoga Park, CA 91304

THE EIGHT QUEENS PROBLEM

Your Atari's brute-strength solution!

by ANGELO GIAMBRA



The brute force of computer power is used to solve a complicated chess problem in this BASIC program. Works on all Atari computers with 24K memory for cassette, or 32K for disk.

Antic challenges you to solve the well-known Eight Queens Chess Problem: You must arrange eight queens on a chessboard so that none of them threatens another!

(In case you are unfamiliar with chess, the queen is the most powerful piece on the board. It can attack at any distance along a horizontal, vertical, or diagonal line.)

Done yet? No? You didn't find all 92 solutions? It shouldn't have taken more than a few hours to find at least three solutions.

But maybe you said to yourself, "I'd be stupid to beat my brains out on this. My Atari should be able to figure it out." You were right. This is exactly the kind of problem suitable for solution by computer.

BRUTE COMPUTING

The Eight Queens Problem demonstrates your computer's impressive

brute number-crunching trial and error capability. It systematically tries every possible combination until it arrives at a solution.

To access this brute force, type in listing 1, check it with TYPO II, and SAVE it to disk or cassette.

When you RUN the program, it will first ask you to enter a starting position. Key in any number from one to eight. The computer will draw a chessboard on your screen and place a queen in the square in the top row corresponding to the position you entered. It will then proceed to place queens in other squares in an attempt to solve the problem.

WATCH IT WORK

You'll be able to watch as the computer tries combinations, then backs out of the moves that do not work.

Finally, when it finds one of the solutions, the screen will flash and the program will display the message PRESS ANY KEY. Press any key and the computer will begin searching for the next solution.

Your computer may seem to be randomly trying squares, but it is actually proceeding in an orderly fashion and will not come up with the same

solution twice.

Though this application may seem trivial, computers are often used in just this fashion to solve real-life problems.

For example, some trucking firms employ software to find the most efficient route between several cities. Using the the same brute force method, these programs calculate the mileage of all possible routes, determine the number of stops needed for each alternative, and then choose the best route.

MORE UNIQUE

Incidentally, only 12 of the 92 solutions are unique. Some solutions duplicate others if you rotate the chessboard. This program doesn't attempt to isolate the unique solutions.

For a real challenge, you might want to try modifying the program so that only unique solutions are found. Now there's a real challenge.

Angelo Giambra is a technical analyst from Buffalo, New York who normally deals with mainframes in COBOL and ALGOL. He describes himself as "an avid Atari hobbyist."

Listing on page 62.

'84 TAX SPREADSHEET UPDATE

SynCalc tax preparation follow-up!

by K. W. HARMS

LINDA TAPSCOTT

This is the promised 1984 IRS-revision update to the SynCalc template for Federal income tax preparation which appeared in the February, 1985 Antic. You need a 48K Atari, disk, SynCalc software and the previous template.

Unfortunately, the IRS did not forget to issue the 1984 income tax forms, so here are the changes you'll need for your **SynCalc** 1040 Federal Long Form personal tax template.

To use these tax template updates, you need to have correctly typed in the preliminary tax template from the February **Antic**. The changes you must now make should take about an hour to enter.

However, you can get the entire corrected 1984 template on disk—complete with 6 additional schedules that don't appear in the printed version. The cost is \$15 and it's tax deductible. And for just \$65 you can get both the tax template and SynCalc.

See the order form in this issue.

Note to Antic Disk subscribers: These changes are on your monthly disk. They will load from SynCalc like any other data file. Follow the directions in your SynCalc manual for replacing earlier cells.

Please refer to the prior article for detailed instructions on entering SynCalc data. Since the steps below affect cell addresses, they must be followed in the order given. Start at cell A1 and work down. Many of the changes are descriptive text such as form line numbers, so they aren't critical. The formulae, however, **MUST** be typed in exactly as given.

And you definitely should have the 1984 IRS tax instructions at hand when you check the template results. Antic Publishing and the author must disclaim responsibility for any mistakes that might be made in your tax payments as a result of using this template.

THE 1040

The 1040 is changed little for 1984.

First, go to cell A1 and DELETE ROW. Go to cell A2 and change 1983 to 1984. Go to cell A28 and INSERT ROW. Use a quote sign to start a text cell, and enter the line number 21 in cell A28 and TAXABLE SOCIAL SECURITY in cell B28; enter a zero in cell E28.

From cell A29 (Other Income) through cell A37 (Sched W), each form line number is increased by one (the 21 in cell A29 becomes 22, etc.) Go to cell A38 and DELETE ROW the Disability Exclusion. Since that action leaves cell E38 filled with ?????, we know a formula is needed; enter @SUM(E37:E31). (You may find that cell protected. If so, unprotect it with /FUO and enter again. I suggest protecting all formulae with the ENTRY or OVERRIDE option; use the /FO command.)

Go to cell A48 and change the 41/44 to 41. Change the Tax Credits description in cell B48 to read CARE CRED 2442 and enter the formula +E239 in cell D48. Cell A49 should be changed to read 42/45 PERSONAL

CRED and a zero entered in D49.

In E49 enter +D49+D48. Change cell A50 to read 46 NET TAX CRED and ERASE (/E) any values in D50. Enter @IF E47-E490 THEN E47-E49 ELSE 0 in cell E50 and format it dollars (/F\$). Cell A51 gets the description 47-49 BUSINESS CREDITS, cell D51 is erased and cell E51 gets a zero.

With the cursor on cell A52, INSERT ROW. Enter 50 NET TAX + CRED in the new cell A52 and the formula @IF E50-E51>0 THEN E50-E51 ELSE 0 in cell E52; format it dollars. Cell A53 gets changed to read 51 and A54 to read 52/55. Enter a new formula in cell E55, it's now +E54+E53+E52. Change the 83 in cell B57 to read 84.

Next, we change the tables. If you want to use only one table, it's okay to change only that one. But, if you do, be sure to do the ROW INSERTs for all, so that the rest of the changes will work correctly.

THE TAX TABLES

Table X changed substantially this year. Go to cell A80 and ROW INSERT two rows, then enter the table as listed (FORMAT PRECISION 2 cells C80 and C81). Cell E68 contains the first of six formulae which LOOKUP tax amounts. Every reference to cell A79 in these formulae must be changed to A81 in each of the formulae (E68, and E71 through E75) since we increased the table size.

The two Y Tables and Table Z each added one line and changed only the percentages in column C. Go to cell A97 and INSERT ROW. Then enter Table Y, Married. Change references to A96 to read A97 in all LOOKUPS in formulae in cell E86 and E88 through E92.

Table Y, Separate, is similar. Goto cell A113 and INSERT ROW, enter table changes and change references to A112 in LOOKUPS in cell E102 and E104 through E108 to be A113. With that practice, you'll find Table Z easy. Go to cell A129 and INSERT ROW; enter table, change references to A128 to read A129 in all LOOKUPS in formulae in cell E118 and E120 through E124.

SCHEDULES A & B

Schedule A's big change is handling of medical deductions. It was simplified just a bit. Go to cell D132, unformat the dollar sign and erase the zero. Format dollar and enter a zero in cell E132. Change cell A133 to read 2a and cell B133 to read DR, DDS, ETC., ERASE the formula in cell D133 and enter a zero in cell E133. Cell A134 gets 2b TRANSPORTATION, cell A135 should read 2c OTHER, cell A136 2c, cell A137 2c, cell A138 3, cell A139 4, and cell A140 5. Change the formula in cell E138 to read @SUM(E137:E132), and give it a dollar format.

For the rest of Schedule A, reduce label 8 in cell A142 for Taxes should read 6. Change labels in cells A142 A170 which have line numbers. You could add a reference to line 34a to the label in cell B170, Total. Go to cell E40 and be sure it contains the formula +E170

SCHEDULE B

The All Savers fandango of last year is gone, greatly simplifying the interest income section of Schedule B. DELETE ROW to get rid of rows 177 through 184. Be careful because SynCalc rennumbers remaining rows as it goes. You should NOT delete the row reading TOTAL INTEREST, which should now be making its home on row 177.

Change cell A177 to read 3, and enter the formula @SUM(E176:E173) in cell E177. Cells A179 through A187 have the form line number decreased by five (form line 9 in cell A179 becomes 4, etc.). ERASE the formula in E185. Go to cell A186 and INSERT ROW. B186 should read SUBTOTAL, enter a formula in D186: @SUM(D185:D183). Cell A187 gets an improved description: TOTAL 1040, LINE 9 and the formula in cell E187 must be E182-D186. Last, go to cell D15 and make sure it has the formula +E187.

INCOME AVERAGING

I never tried income averaging because it was a lot of work. With this template, however, you enter fewer than a half-dozen numbers and the

Atari takes over! Unfortunately, the IRS changed Schedule G quite a bit for 1984. It's simpler but it's different. I suggest re-entering the entire Schedule G as printed in this issue and entering all the formulae in their proper cells. When that's done, just DELETE ROW the left over rows so that Form 2441 begins on row 216.

The final Schedule G steps are to change references in the rest of the spreadsheet. Cell D45 shows the Schedule G result in the 1040. It MUST contain the formula +E215. More involved is changing the tax references.

Each Tax Table (X, Y, Z) computes taxes for five lines on Schedule G. Each of these line numbers changed, of course, THEY planned it that way. So go to cell D71; in this and in the other three tables, the labels should be changed by deducting four from the line reference (line 23 becomes line 19, line 21 changes to line 17, etc., for all five lines). Likewise, the cells upon which calculations are based changed. For each of the four tables, the formulae change as follows:

New Line #	Old Cell	New Cell
19	E205	E207
17	E203	E205
16	E202	E204
8	E194	E196
10	E196	E198

For instance, the formula in cell E71 refers to E205 four times. All of these should be changed to E207. This repeats for each line and for each Tax Table. It goes quite quickly after you do the first one.

FORM 2441

The credit for child care was also simplified. First change labels referring to 82 and 83 to name 83 and 84 (cells A232, et. seq.). Then change cell A234 to read 9 TOTAL CREDIT 1040, LN 41. DELETE ROW the remaining four lines (Tax . . . through Deductible). Go to cell D48 in the 1040 and enter the formula +E234.

See the HELP page in this issue for more tips about typing in the tax template.

Listing on page 72



MAXIMIZE STORAGE CAPACITY ON YOUR ATARI 1050* DISK DRIVE WITH THE HAPPY 1050 MAXIMIZER™

Now you can store **twice** as much data on your ATARI 1050 disk drive with this easy to install high quality plug in adapter. Requires no soldering and no permanent modifications. Runs all popular true double density programs, utilities, and operating systems.



You can upgrade your HAPPY 1050 MAXIMIZER to a **WARP SPEED HAPPY 1050 ENHANCEMENT™**. Improves reading and writing speed 500% and comes with the **HAPPY COMPUTERS WARP SPEED SOFTWARE™** package. Makes your ATARI 1050 the most powerful disk drive available. Easy plug in installation lets you upgrade your HAPPY 1050 MAXIMIZER to **WARP SPEED** at any time.

Take COMMAND with the HAPPY 1050 CONTROLLER™

When used with the **ENHANCEMENT** or **MAXIMIZER** allows writing on the flip side of disks without punching holes. Selects protection from writing on valuable disks. Selection can be made both from software commands and a three position switch. When used with the **ENHANCEMENT** allows both switch and software control of reading and writing speeds. Plug in installation requires no soldering. May be used without **ENHANCEMENT** or **MAXIMIZER** with manual control of write protection.

Discount prices through Dec. 31, 1984:

HAPPY 1050 MAXIMIZER complete.....	\$124.95
MAXIMIZER to ENHANCEMENT UPGRADE	\$129.95
(You must already have a Happy 1050 Maximizer)	
HAPPY 1050 MAXIMIZER with factory installed MAXIMIZER to ENHANCEMENT upgrade, same as WARP SPEED HAPPY 1050 ENHANCEMENT	\$249.95
HAPPY 1050 CONTROLLER.....	\$49.95
WARP SPEED HAPPY 810 ENHANCEMENT™ for 810 disk drive (supports high speed single density).....	\$249.95

Price above include free delivery in the USA.
California residents add 6.5% sales tax.


*Note: ATARI 1050 is a trademark of Atari, Inc.

HAPPY COMPUTERS, INC.
P.O. Box 1268, Morgan Hill, CA 95037
(408) 779-3830

SPECIAL EDITION DISK DRIVES

MADE FROM
ATARI® 810 BOARDS AND TANDON® MECHANISMS

- HAPPY® COMPATIBLE
- 100% SOFTWARE COMPATIBLE
- 120 DAY WARRANTY
- MOST DURABLE & SERVICEABLE



\$199 WITH 10 CABLE
AND POWER SUPPLY

\$349 WITH HAPPY
INSTALLED

\$149 RECONDITIONED
ATARI® 810

\$299 RECONDITIONED
WITH HAPPY

CALL TO LEARN THE HIDDEN POWERS
OF THE HAPPY BOARD

825 Printers \$30 to \$99 call
Disks from \$1 each
Timewise® \$ 5
Game Grab Bag..... 5 games \$12.95
LJK® LETTER PERFECT or DATA PERFECT.. \$39 each

800 COMPUTER BOARDS

Complete & Tested

ROM \$15 CPU \$15 800 MOTHER \$15
PWR SUPPLY BRD \$5 — ALL 4 \$35

DISK DRIVE PARTS

Complete & Tested

ANALOG BOARD \$10 REAR BOARD \$25
SIDE BOARD \$65 MECHANISMS \$55

EVERYTHING FOR THE ATARI

DEALERS & SERVICE CENTERS WELCOME!

SAN JOSE COMPUTER

1844 ALMADEN ROAD UNIT E
SAN JOSE, CA 95125

(408) 723-2025

SECRET AGENT



by JOHN SMITH

Secret messages fascinate people. Kids like to write to their pals in codes or invisible ink. Diplomats, military men and spies disguise important communications behind ciphers. Secret messages give a rare feeling of privacy to our communications. We can enjoy sharing secrets with friends and fellow insiders, excluding the rest of the world.

For a more immediate practical use, this program can ensure the privacy of computer messages you leave for friends on bulletin boards or electronic mail services. One of the things Secret Agent will do is convert existing disk or cassette text files into secret code.

WHAT IT DOES

Suppose you want to send this order to the commander of your fleet:

ATTACK PEARL HARBOR AT DAWN!

You have previously agreed on a secret keyword: HONDA. You enter your keyword, which can include 25

This BASIC listing turns your Atari into an impressive cryptographic machine. You get menu-driven software that lets you automatically encode and decode secret messages. Runs on all Atari computers of any memory size.

characters. Then you enter your message, up to 2,000 characters long. For the message and keyword, you can use capital letters, numbers and punctuation marks. But the program can't accept lower case, inverse video or Atari control characters.

Secret Agent automatically encodes the text and writes it to your choice of screen, printer, disk, or cassette. The cipher for our sample message would read:

```
[N-,JIX4(NG$%3QG$V' &N-3MG)'4]
```

To decode the message, your fleet commander enters the keyword "HONDA" and the encoded text. Secret Agent prints out the original message.

HOW IT WORKS

```
ATTACK PEARL HARBOR AT DAWN!  
HONDAHONDAHONDAHONDAHON
```


As you see in the above example, the secret keyword is written repeatedly beneath the characters of the message.

Essentially, Secret Agent takes the ATASCII number value of a character in the message, adds the ATASCII number value of the next character of the keyword, and prints the ATASCII letter or symbol that matches the resulting total number.

USING THE PROGRAM

Type in Secret Agent, check it with TYPO II, and SAVE a back-up copy. Then RUN it. Secret Agent is menu driven, so you have a clear choice of options at every step. Learning to use the program should only take a few minutes.

Correct errors as you enter your message with the [DELETE] key. End your message by pressing [RETURN]. Notice that the screen automatically supplies square brackets [] to mark off each end of your message. Happy secret coding!

John Smith has a fitting name for a cryptographer. Mr. "Smith" claims to live in Plymouth, Michigan. 

Listing on page 63

Turn your Atari into a Ferrari.

Introducing the all-new Indus GT™ disk drive. The most advanced, most complete, most handsome disk drive in the world.

A flick of its "Power" switch can turn your Atari into a Ferrari.

Looks like a Ferrari.

The Indus GT is only 2.65" high. But under its front-loading front end is slimline engineering with a distinctive European-Gran flair.

Touch its LED-lit CommandPost™ function control AccuTouch™ buttons. Marvel at how responsive it makes every Atari home computer.

Drives like a Rolls.

Nestled into its soundproofed chassis is the quietest and most powerful disk drive power system money can buy. At top speed, it's virtually unhearable. Whisper quiet.

Flat out, the GT will drive your Atari track-to-track 0-39 in less than one second. And when you shift into SynchroMesh DataTransfer™, you'll increase your Atari's baud rate an incredible 400%. (Faster than any other Atari system drive.)

And, included as standard equipment, each comes with the exclusive GT DrivingSystem™ of

software programs. World-class word processing is a breeze with the GT Estate WordProcessor™. And your dealer will describe the two additional programs that allow GT owners to accelerate their computer driving skills.

Also, the Indus GT is covered with the GT PortaCase™. A stylish case that conveniently doubles as a 80-disk storage file.

Parks like a Beetle.

The GT's small, sleek, condensed size makes it easy to park.

So see and test drive the incredible new Indus GT at your nearest computer dealer soon.

The drive will be well worth it.



INDUS™


The all-new Indus GT Disk Drive.

The most advanced, most handsome disk drive in the world.



For additional information, call 818/882-9600.

© 1983 Indus Systems 9304 Deering Avenue, Chatsworth, CA 91311. The Indus GT is a product of Indus Systems. Atari is a registered trademark of Atari, Inc.



DISCOUNT SOFTWARE



SAVE ON ATARI TITLES

Microsoft Basic II (D&R)	\$45
Atariwriter (R)	\$35
Assembler Editor (R)	\$25
Macro Assembler (D)	\$25
Home Filing Manager (D)	\$25
Visicalc (D)	\$55
Pilot (R)	\$69
Logo (R)	\$65
Pitfall (R)	\$12.95

CALL FOR PRICE ON OTHER ATARI TITLES



ATARI EDUCATOR KIT	\$29.95
Includes: 410 Recorder, Basic Cartridge, States and Capitols Program	
PROGRAMMER'S KIT	\$19.95
Includes: Basic Cartridge, Inside Atari Basic Book, Basic Language Reference Manual	
ARCADE CHAMP KIT	\$24.95
Includes: Pac Man, Qix, Two Joysticks, Cartridge Holder	
ENTERTAINER KIT	\$24.95
Includes: Pac Man, Space Invaders, Two Joysticks	
COMMUNICATOR II KIT	\$89.95
Includes: 835 Modem, Telelink II, One Free Hour Connect Time	



ATARI HARDWARE

Atari 1050	\$179
Light Pen	\$45
Atari 1020 Color Printer/Plotter	\$69
Atari 1025 Dot Matrix Printer	\$200
Atari 1027 Letter Quality Printer	\$259

CALL ON NEW ATARI HARDWARE

INFOCOM INVISICLUE BOOKS \$6.95 EACH



Dragonworld (D)	\$25	Rendezvous with Rama (D)	\$25
Amazon (D)	\$25	Shadowkeep (D)	Call



Below the Root (D)	\$20
Swiss Family Robinson (D)	\$20


PERIPHERALS AND ACCESSORIES



Koala Pad	Call
(We stock all Koala Software)	
Koala Muppet Learning Keys	\$74
MPP 1000E Modem	\$139
Wico Joysticks	from \$17
Indus GT SSSD drive w/software	\$299
Datacase 50	\$12



Okimate 10 Color Printer w/PrintPack \$229



WE STOCK A COMPLETE LINE OF SOFTWARE FROM OTHER FINE MAKERS

INFOCOM™

Hitchhiker's Guide to the Galaxy (D)	Call
Zork I, II, III (D)	\$29 ea.
Cuthroats (D)	\$35
Sea Stalker (D)	\$35
Star Cross (D)	\$35
Suspect (D)	\$35

ACCESS

Raid Over Moscow (D)	\$27
Scrolls of Abaddon (D)	\$27
Beachhead (D)	\$27
Demon Attack (IMAGIC) (R)	\$2.50

DATASOFT

Bruce Lee (C & D)	\$25
Zaxxon (D) (C)	\$29
Dallas Quest (C & D)	\$25
Letter Wizard (D)	\$36
Spell Wizard (D)	\$36



Archon (D)	\$29
Archon II: Adept (D)	\$29
One on One (D)	\$29
Sky Fox (D)	Call
Pinball Construction Set (D)	\$29
The Realm of Impossibility (D)	\$29
Seven Cities of Gold (D)	\$29
The Standing Stones (D)	\$29
Adventure Construction Set (D)	\$36

MICROPOSE

F-15 Strike Eagle (D) (C)	\$25
Helicat Ace (D) (C)	\$23
Mig Alley Race (D) (C)	\$25
NATO Commander (D) (C)	\$25
Solo Flight (D) (C)	\$25
Air Rescue I (D)	\$26
The Mask of the Sun (D)	\$29

SSI

Battle Normandy (D)	\$28
Broadsides (D)	\$28
Carrier Force (D)	\$43
Combat Leader (D) (C)	\$28
Questron (D)	\$47
War in Russia (D)	\$54
Field of Fire (D)	\$29

SUBLOGIC

Flight Simulator II (D) (C)	\$39
---------------------------------------	------

OSS

Basic XL (R)	\$70
------------------------	------

RESTON

Movie Maker (R)	\$39
---------------------------	------

CBS

Murder By The Dozen (R) (D) \$21

Success With Math Series	\$18 ea.
• Addition/Subtraction (C) (D)	
• Decimals: Multi/Div (D)	
• Decimals: Add/Sub (D)	
• Fractions: Multi/Div (D)	
• Fractions: Add/Sub (D)	
• Linear Equations (C) (D)	

SESAME STREET SERIES

• Ernie's Majic Shapes (C) (D)	\$18
• Peanut Butter Panic (D) (R)	\$22
• Big Bird's Special Delivery (D) (R)	\$18
• Astro-Grover (D) (R)	\$26
• Big Birds Fun House (D) (R)	\$26
• Sesame St. Letter-Go-Round (D) (R)	\$26

SYNAPSE

Syncalc (D)	\$45
Syntrend (D)	\$45
Synfile (D)	\$45
Syncom (D)	\$45

MINDSCAPE SPROUT SERIES

Tink's Adventure (D)	\$22
Tonk in the Land of Buddy Bots (D)	\$22
Tink Goes to Town (D)	\$22

MINDSCAPE PIXEL WORKS

Mr. Pixel's Programming Paint Set (D)	\$22
Mr. Pixel's Cartoon Kit (D)	\$22

BRODERBUND

Mask of the Sun (D)	\$29
The Serpent's Star (D)	\$29

PARKER BROS.

Gyruss (R)	\$29
Star Wars: The Arcade Game (R)	\$32

SPINMAKER — WE CARRY ALL SPINMAKER TITLES CALL FOR PRICES

EPYX

Puzzle Panic (D)	\$26
FAX (D)	\$22
Monty Plays Scrabble (D)	\$29
World's Greatest Baseball Game (D)	\$29

SCARBOROUGH

Your Personal Net Worth (D)	\$58
Master Type (C) (D)	\$29
Phi Beta Filer (D)	\$29

SIERRA

BC'S Quest For Tires (D)	\$26
------------------------------------	------

BALLY MIDWAY

Tapper	\$29
Spy Hunter	\$29

FIRST STAR SOFTWARE

Spy vs. Spy (D)	\$22
---------------------------	------

TIMWORKS

Cave of the Word Wizard (D)	\$18
---------------------------------------	------

RANDOM HOUSE

Snoopy's Skywriter Scrambler (D)	\$29
Snoopy to the Rescue (D)	\$29
Snoopy's ABC's (D)	\$29
Charlie Brown's ABC's (D)	\$29
Peanuts Maze Marathon (D)	\$29
Peanuts Picture Puzzle (D)	\$29

FISCHER-PRICE — ALL (R) \$18

Linking Logic	Number Tumblers
Dancing Fantasy	Hop Along Counting
Alpha Build	Sea Speller
Logic Levels	Up and Add'em
Memory Manor	

Abby's carries a full selection of software for your Atari. Call for current prices. Ask for free catalog.

(C) CASSETTE TAPE (D) DISK (R) ROM CARTRIDGE

CALL TOLL FREE

M-F 10 AM-7 PM

SAT. 10 AM-3 PM Eastern Time

Customer Service 1-513-879-9699

Order Line 1-800-282-0333

610 Middle Street, Fairborn, OH. 45324



Prepaid orders over \$30 receive free shipping, UPS, continental US. No waiting period when paid by credit card, certified check or money order. Add \$2 shipping and handling on orders under \$30. Add \$5 for COD orders. Hardware requires additional freight charges. Ohio residents add 5.5% sales tax. All items subject to availability and price change.



PLEASE CITE FLYER NUMBER WHEN ORDERING.

DOT-MATRIX DIGITIZER

Your printer can digitize photos!

by CHARLES JACKSON & STEVEN CHAPMAN

Your dot-matrix printer can digitize photographs. The parts you'll need should cost less than \$3. With the accompanying digitizer program, you can create and store beautiful digitized GRAPHICS 9 pictures. Then you can use Scott Berfield's "GTIA Sketchpad" program (*Antic*, December, 1983) to edit and print out your pictures!

To test whether your Atari has the GTIA, type in and RUN the following: 10 GRAPHICS 9:GOTO 10. If your screen turns black, you have the correct GTIA chip. If it remains blue, you have the older CTIA chip.

As written, the digitizer program is for the Gemini 10-X printer. But we'll tell you how to modify the program for other printers.

However, first you must do a bit of easy tinkering. Here's the hardware you'll need:

- TIL414 Infrared phototransistor (Radio Shack 276-145 or equivalent).
- Female joystick port connector (Radio Shack 276-1538 or equivalent).
- BIC-type pen cap.
- 150-watt (at least) light source
- Several feet of cable wire, plus aluminum foil, paper clips and electrical tape.

THE LIGHT SENSOR

Assemble the digitizer circuit as shown in *Figure 1*. If you own an XL computer, bend back the joystick port

Turn your dot-matrix printer into a photographic digitizer for a couple of dollars in electronic parts and some surprisingly simple tinkering. The included BASIC program requires an Atari computer with the GTIA chip, and a disk drive.

To test whether your Atari has the GTIA, type in and RUN the following: 10 GRAPHICS 9:GOTO 10. If your screen turns black, you have the correct GTIA chip. If it remains blue, you have the older CTIA chip.

connector's metal flap or it won't fit.

The pen cap will hold the phototransistor, shielding it from heat and stray light. Cut off a half-inch from the top of the pen cap to form a tube. Slide the phototransistor into the pen cap (push it as far as it will go) and tape the wires to the pen cap's clip.

Seal the back of the pen cap with a small piece of electrical tape to keep out stray light.

Cut a small slit in a piece of electrical tape, and place it over the front of the pen cap. This slit acts like a glare guard for the phototransistor.

Next, take a small piece of aluminum foil, wrap it around the pen cap and tape it in place. The foil prevents stray light from passing through the pen cap to the phototransistor. It also protects the phototransistor from much of the heat generated by your light source. Signs of an overheated phototransistor include random black

spots on your digitized picture. Make sure the foil doesn't block the sensor's front slit.

PRINTER ATTACHMENT

Turn off your printer and unplug it. Remove the tractor feed unit and ribbon, and adjust the roller bars to press the paper flat against the platen.

Bend a paper clip into an "L" shape and attach it to the print head screw. (See *Figure 2*.) Tape the light sensor to the paper clip. Position the sensor above the roller bar, at a right angle to the picture and about one-half inch away from it. Tape the sensor's wires to the print head. This will help the sensor stay in place while the print head moves.

DIGITIZING

Type in the digitizing program, check it with TYPO II and SAVE a copy.

Select a large black-and-white photograph with plenty of contrast. Portraits are best to start with.

We found that the digitizer doesn't work well with glossy photographs. So use a photocopy of any glossy picture you want to digitize. This sample digitized illustration with this article was made from a photocopy of an 8" X 10" glossy photo of Sam Tramiel, president of Atari Corp.

The digitizer will process an area measuring up to 5 1/3 inches high by 8 1/4 inches wide. Turn off the power to the printer and insert your picture as you would any piece of paper.

Check the DIP switches on the rear of the Gemini. Switches 1-3 should be turned down and switch 4 should be up.

These switch settings tell the Gemini to ignore the "paper-out" detector, and to print the contents of the buffer and a linefeed every time it receives a carriage return code.

Position your light source above the photograph. Make sure the light sensor will not be "reading" its own shadow.

Bright fluorescent lights are preferable to incandescent lights because they provide an even, glare-free glow which does not radiate much heat. If a fluorescent light is not available, two or more incandescent lights should be used to ensure even lighting.


Plug the sensor into joystick port 1 and type in this one-line calibration program:

```
1 PRINT PADDLE(0):SOUND  
0,PADDLE(0),14,14: GOTO 1
```


Turn on your light source(s) and type RUN. The program prints light levels onto the screen while generating corresponding sound cues. Light levels range from zero to 228. Low numbers and high tones indicate bright light. High numbers and low tones correspond to dimmer light. Adjust the lights so that white areas of the photograph return high tones and low numbers, while dark areas return low tones and high numbers.

Turn on the printer, LOAD the digitizer program and type RUN. The computer will ask you for the filename under which your completed picture will be stored, and the type of digitizing process to be used. The "High Contrast" option uses a formula which normalizes light levels and increases the program's sensitivity to lighter areas.

The program must calibrate itself before digitizing your photo. The computer will prompt you to put a white screen or card in front of the sensor, then a black screen or card. Once you've calibrated the program, press [RETURN] to begin digitizing



Original photo of Sam Tramiel.



Digitized photo of Sam Tramiel.

and the printhead will move back and forth.

The computer requires 20 minutes to digitize a picture using the "Low Contrast" option. Pictures processed with "High Contrast" require 60 minutes.

After about seven minutes, the screen will change colors and enter the "attract mode" to preserve the life

of your picture tube. Press any key when you want to restore the proper colors to your screen.

HOW IT WORKS

Line 190 places the printer in condensed mode (136 characters per line). At line 250, the print head

continued on next page

moves to the last column, advances the paper by $\frac{4}{144}$ ths of an inch, and tries to print a period. But the print head is already against the right margin, so it must do a carriage return before it can print the period. The carriage return and print instructions are stored in the printer's buffer. While the print head is returning to the left margin, the computer is free to perform other operations, such as reading the light sensor.

Your original picture will not be harmed, because the printer does not actually print a period. Line 170 instructs the printer to use a downloaded character set. Since we haven't downloaded a character set, the printer prints blanks. As no characters are ever printed, the print head remains cool.

During each carriage return, the computer reads the light sensor 80 times; once for each pixel in a GTIA

screen scan line. The scanning loop routine lies in lines 260-280. Line 270 is an arithmetical delay which slows down the scanning loop. If this line were omitted, the scanning loop would be completed before the entire line could be scanned, and the digitized picture would be stretched horizontally.

A sound cue has been included to let you know when the computer is reading the light sensor. Use this cue to adjust the duration of the scanning loop when you use the digitizer with other types of printers.

OTHER PRINTERS

To use the digitizer with other printers, you must change the following printer control codes. If your printer has an adequate manual, it will chart the codes that control these functions below:

Line	Purpose
170	Select the download character set.
180	Set the linefeed value to zero.
190	Put the printer in condensed mode.
200	Move the left margin to column one.
210	Ignore the "Paper-Out" detector.
220	Move the print head to the left margin.
250	Move the print head to the right margin, then advance the paper by $\frac{4}{144}$ inches.

*Steven Chapman is a design student at UCLA, concentrating on real-world computer graphics applications. He sent **ANTIC** his highly original method of interfacing a pre-Selectric typewriter as a photo digitizer. When time came for Charles Jackson, our in-house programming specialist, to finalize the digitizer material for publication, he realized that the project would be useful to a lot more readers if it used dot-matrix printers instead. So, with Chapman's conception as a starting point, he built a new interface, reprogrammed the software and wrote a new article.*



Listing on page 69




Figure 1

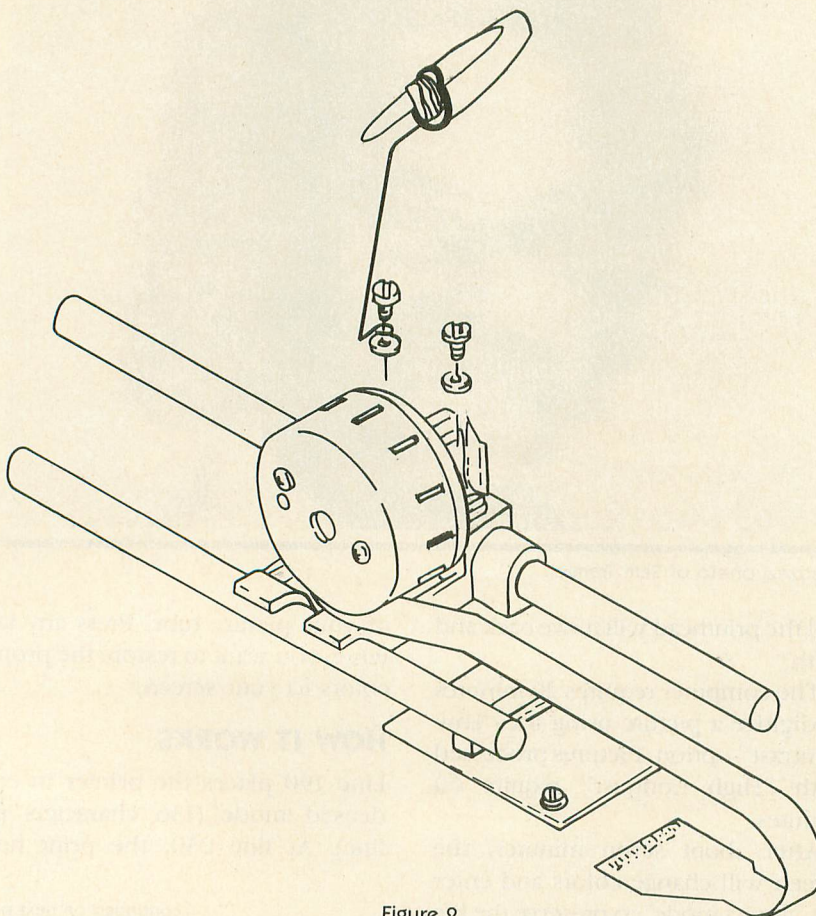


Figure 2

SPLASH

in

ACTION!

Demo of Action! vs. Basic

by PAUL CHABOT

If you've used Optimized Systems Software's ACTION! language, then you probably like it as much as I do. If you haven't, read on. ACTION! is virtually as easy to program as BASIC and as powerful as assembly language. The following demonstration programs are intended to show you BASIC hackers why you should seriously consider learning ACTION!

SPLASH IN BASIC

SPLASH1 (listing 1) is a BASIC program that demonstrates artifacting in Graphics 8. It is an extension of a short program on *Antic's* public domain disk GRAPHICS & SOUND #1.

Type in listing 1, check it with TYPO II and SAVE a copy. When you

A tutorial with four demonstration programs. For BASIC programmers who want to know about the ACTION! programming language, and for ACTION! users who want to pick up some tips. The first BASIC listing will run on any Atari computer. The remaining listings are written in ACTION! and require the ACTION! cartridge. But BASIC programmers can compare these printed listings with the first listing and get some idea why the year-old ACTION! is increasingly becoming the language of choice for serious Atari programmers. NOTE: Antic Disk subscribers can run listing 4 without ACTION! We have provided a runtime binary file. Use the 'L' option from DOS for the file, SPLASH.EXE.

RUN it, use your joystick to choose a point on the GR.8 screen. Pressing the trigger puts a "splash" of lines emanating from this center to all borders. The step size between lines can be changed by simply pressing [S]. The program lets you put as many splashes on the screen as you wish before clearing to start over. It's kind of fun—no violence, no winning score, just pretty. . .

SPLASH IN ACTION!

SPLASH2 (listing 2) is the same program, but in ACTION!. If you look at both listings, it is easy to see which PROCedures correspond to which BASIC subroutines. That's because I made a point of keeping SPLASH2 as structured as possible within the confines of BASIC.

continued on next page

A major advantage of ACTION! is that it is a structured, procedure oriented language. It is like many of the best languages for larger computers, such as Pascal. If nothing else, working with ACTION! will improve your programming style. But there is even more. . .

ACTION! was designed for use on microcomputers, so certain important abilities are built in and easily accessed. It is easier to PEEK and POKE. Relocating an ARRAY is so simple that I've redone the Operating System line plotting routine to execute twice as fast. (More about this later.)

The BASIC command POKE 710,0 in line 202 sets the background color to black on the GR.8 screen. The ACTION! equivalent is `c2=0` at the top of **Setup**. This is because of the earlier declaration `BYTE c2=710`. This establishes `c2` as a **BYTE** variable with values 0—255. More importantly, it's placed at memory location 710 (the register for color 2). Likewise, since we have `BYTE key=764`, the conditional `key<255` in ACTION! is the same as the BASIC `PEEK(764)<255`.

If that's all there were, it wouldn't seem like much. But not the least of ACTION! features is that it is a compiled language. The listing of SPLASH2 is technically just the source code. It could be written on any word processor. To run it, you must first compile it. This takes less than 2 seconds. The compiled version (object code) is full-fledged 6502 machine language; the same lightning-fast code made with assembly language. With that in mind, look at the ACTION! listing. I think it's easier to read than BASIC. And yet, it is still just about as powerful as any assembly language.

IMPROVE OS ROUTINES

If you run SPLASH2 you'd be surprised at the seeming lack of speed. The joystick moves the center point more than twice as fast, but the splash is only marginally (5%) faster. That bothered me, and I realized the answer is simply that the Plot and DrawTo procedures of ACTION! are the same OS routines accessed from BASIC.

If you tried to improve this speed in BASIC, you'd be sunk. You'd have to write extensive USR routines in assembly language. In ACTION! things are different. You can easily write specialized routines to replace what's in the OS and gain speed.

SPLASH3 FOR SPEED

SPLASH3 (listing 3) is functionally the same as SPLASH2. However, the "splash" moves about twice as fast because I use my own routines **Dot** and **BLine**. The top portion of the program has the file I call **GR8** containing these procedures. The extra speed comes from the fact that these work in GR.8 only, and do not do any error checking. That is done elsewhere in the program.

The procedure **BLine** is an implementation of Bresenham's Algorithm—one of the fastest known. But the real workhorse is the short procedure **Dot**. It takes advantage of the way that ACTION! treats arrays. The declaration `BYTE ARRAY row` creates the **CARDinal** pointer **row** to the values of the array. Then the assignment `row=adrow(y)` makes this point to the beginning of the 40 bytes of the y-th row of the screen (see **PROC Gr8()**). It is then fairly easy to move to the correct byte at `row(xb)` and alter it appropriately using mask arrays for the correct position **xr**.

A SPLASH OF COLOR

These **Dot** and **BLine** routines are fairly easily adapted to other situations. The last program SPLASH4 (listing 4) works in the 4 colors of a GR.7+ screen. My file GR7PLUS at the top has the changes needed for these procedures. Even more speed is gained since some **CARDinal** variables can now be replaced by faster **BYTE** types. The **PROCEDURE Gr7plus** simply alters the GR.8 display list so that the graphics area becomes GR.7+.


The program SPLASH4 will let you put splashes on the screen in any of the four available colors. I've also made it easy to alter these. Simply press [H][L] to alter the Hue and Luminance of the current color.

In ACTION!, like any other procedure oriented language, it is very easy to use part of one program in another. There is no worry about line number compatibility. For example, you can use my files **GR8** and **GR7PLUS** in any of your own programs. It is easy and rewarding to build up your own library of useful routines. If you're serious about programming your Atari, then I strongly recommend that you get into ACTION!.

(Next month's **Antic** will include a fast-moving ACTION! bonus game.—ANTIC ED)

ACTION!

Optimized Systems Software, Inc.
1221B Kentwood Ave.
San Jose CA, 95129
(408) 446-3099
16K cartridge
\$99



Professor Paul Chabot teaches in the Mathematics and Computer Science Department at California State University, Los Angeles.



Listing on page 70.

SPEECH EDITOR

Menu-driven S.A.M. talk!

by MARK GIAMBRUNO

Speech Editor brings menu-driven convenience to operating one of the Atari's most unusual software products—S.A.M., the Software Automatic Mouth. You'll need 32K RAM on any Atari, a disk drive, BASIC and S.A.M. (\$59.95 from Tronix, 8295 La Cienega Blvd. Inglewood, CA 90301. (213) 215-0529.)

Speech Editor gives you quick access to all of S.A.M.'s impressive speech synthesizing features. This program also lets you save phrases as long as 113 characters to disk for later use or modification. But there is a bit of preparation required before you can get started.

Type in the listing for Speech Editor, check it with **TYPO II** and **SAVE** it to disk. With your Atari turned off, put the S.A.M. disk in the drive and turn on the machine with **BASIC**.

After the **READY** prompt appears, remove the disk and insert your S.A.M. DOS disk (prepared according to instructions in the S.A.M. manual). Type **DOS**; when the DOS menu comes up, use the **[L]** command to load **RECITER**. If you have it, also load **KNOBS.REC**.

Now use the **[B]** command to return to **BASIC**; after you see the ready prompt, insert your disk with the Speech Editor program, and **RUN** the

program. (Disk subscribers please note: you must type **ENTER "D: SPEECHED.LST"** before typing **RUN**. We stored the disk version this way to prevent those without S.A.M. from accidentally running the program and crashing their systems.)

Incidentally, the Speech Editor can also be used with S.A.M. by itself, or with S.A.M. and **KNOBS.SAM**, **KNOBS.REC**, or **RECITER**. If both **KNOBS** are loaded, or if **RECITER** is loaded with **KNOBS.SAM**, the knobs option will not be available.

EDITING SPEECH

In the center of the editor's screen is a box of options, variables and their default values. The **INPUT** is set for S.A.M.—you can only enter phonetic phrases. The other option is **REC**, for **RECITER**, which lets you enter English phrases.

When you start, the **LIGHTS** are off, so the screen will blank during speech. If the **LIGHTS** are on, text remains on the screen and S.A.M.'s voice is slightly garbled.

SPEED and **PITCH** are both normally set to 128, S.A.M.'s normal values. The **KNOBS** are on, activating the **THROAT** and **MOUTH** variables. These are also set to normal.

Below the menu box is a list of the program control keys and their functions.

To use the editor, hold the **[SELECT]** key until the item you wish to edit is

chosen. Then use the **[OPTION]** key to change that item. Thus, if you select **INPUT**, you can flip between S.A.M. and **REC** with the **[OPTION]** key. Numeric values are increased with the **[OPTION]** key, while the down-arrow key, followed by **[OPTION]**, decreases a value. Note that the numbers change slowly, then gain speed.

Push **[START]** and you should see the "?" prompt in the lower left-hand corner. You can enter up to three lines (113 characters) of text. Longer phrases may be lost.

The cursor, **[INSERT]** and **[DELETE]** keys are all available for editing. When you are finished with a phrase, press **[RETURN]** and S.A.M. will pronounce your phrase.

The Speech Editor keeps S.A.M. and **REC** phrases separate, so the last text entered remains in memory and is displayed the next time you press **[START]**. Entering an improper phrase in the S.A.M. mode causes the keyboard speaker to sound twice; once you have pressed **[START]** no changes can be made to S.A.M.'s options and variables until you hit **[RETURN]**.

SAVING SPEECH

After you have adjusted the speed, pitch and knob setting, and want to save a phrase, push the **[ESC]** key to bring up a "Directory, Load or Save

continued on page 47

PICTURE SHOW

"Price's Picture Painter" gets friendlier!

by PATRICK DELL'ERA

Two modifications of "Price's Picture Painter", the popular graphics utility from the September 1984 issue of *Antic*. The original program allowed users to change all four colors on every scan line of Micro-painter style pictures. These two new programs make the original a little friendlier and allow you to load and display your pictures from BASIC. These BASIC programs will run on any Atari computer with a disk drive. But you need the original "Price's Painter" to use them. (Send \$5 to *Antic* for the back issue of your choice.)

In our September 1984 issue, *Antic* published a pair of very successful machine language graphics programs, "Price's Color Picture Painter" and "Fader". In both cases, these programs were sent to us as binary files with no source code and we rushed them into print because they were such effective graphics tools.

At a recent meeting of ABACUS, the San Francisco Atari users' group, we met Patrick Dell'Era who had just finished disassembling and modifying "Fader" very effectively. His easier-handling picture fadeout program will appear in the next *Antic*. This month we present the modifications of "Price's Painter" which Dell'Era swiftly produced to our specifications. —ANTIC ED

PRICELESS PICTURES

Patrick's Priceless Picture Show (PPPS) is a BASIC program that will display pictures designed by "Price's Color Picture Painter." Type in listing 1 and check it with TYPO II before you SAVE a copy to a disk with some "Price's Painter" files. When PPPS is RUN, it creates a Graphics 7+ screen. It also creates a Graphics 0 screen. They both reside in memory simultaneously and page flipping is utilized as appropriate.

PROGRAM OPERATION

The first things you see are a title and the disk directory of drive 1. The user is then prompted to type in the picture file to be displayed. If the file you want does not appear on the current disk, another disk can be put in the drive. Pressing [RETURN] will show the directory of the new disk.

When the desired file is found, type in its name. The device specifier "D1:" should not be typed. Drive 1 is assumed. PPPS will load the files indicated if no errors are encountered. Otherwise, the disk directory is re-displayed and the process begins again.

Once PPPS finds and loads the picture file, it will then search for its related paint pot files (filename.P0, filename.P1, etc.). Note, if there are no paint pot files, PPPS will just use the

default colors. No damage done.

The Graphics 7+ screen is then turned on. The display list interrupts are enabled. And...Voila! A pretty picture just like you created on Phillip Price's color manipulation system.

When another picture is desired, press [START] to get back to the input screen. The directory will be displayed. And you will be prompted to type in another file. At this point, the existing picture may be called again by pressing [OPTION]. Return to the PPPS input page by pressing [START].

TECHNICAL NOTES

The essential program components needed to display these pictures are:

- Routine to create 7+ display list
- Display List Interrupt service routine
- Binary get routine
- Paint Pot buffers

The Graphics 7+ display list routine is straightforward and entirely in BASIC. The display list interrupt service routine in PPPS is placed in page 6. It is relocatable and could be tucked away anywhere safe, including a string. The binary get routine is held in BGET\$. It too could be put anywhere safe because it is relocatable. The paint pot buffers are probably best used in strings as done here, although other methods could be used to create safe buffers. Each paint

PICTURE SHOW

continued

pot buffer must be 192 contiguous bytes long.

The BGET\$ routine was, frankly, inspired by the BGET function in BASIC XL (O.S.S., Sunnyvale, CA). It is used in exactly the same fashion. First, a channel must be opened for reading. Then a USR call is made to the address of the BGET routine. The following parameters must be passed in the given order:

Channel number times 16 (1*16, 2*16, etc.)

Address of the buffer

Length of the buffer

If an improper number of variables are passed, nothing will be done and a 255 will be returned to the variable. Any other error number will be returned. If the number is greater than 3, you have a problem.

The display list interrupt service routine needs to know the addresses of the paint pots. Put the address of pot 0 at the start of the routine plus 31; pot 1 at plus 10; pot 2 at plus 19; pot 3 at plus 25. Of course these addresses are stored in lo byte/hi byte fashion.

Having created a 7+ screen, a DLI routine, paint pots, and having loaded a picture, the only thing left to do is turn on the show. This is done by making sure locations 560 and 561 point to the 7+ display list. Then POKE 512 and 513 with the LO/HI address of the DLI service routine. Then POKE 54286 with 192 to allow DLI's. If all is done correctly, you get the picture.

PAINTER PATCH

As mentioned previously, the original "Price's Painter" was rushed into publication and not particularly user friendly. When entering a file name, you could not edit and if you gave it the wrong file name, a screen of garbage appeared. After you finished with your picture, you had to reboot the program to load another picture.

PATCH.BAS will rearrange a few bytes of your original "Price's Painter" binary file. Type in listing 2, check-

ing it very carefully with TYPO II, and then SAVE at least one copy on a disk that also contains the binary file of "Price's Painter", called PAINTER.EXE.

When PATCH.BAS is RUN it tries to open a channel to "D1:PAINTER.EXE". It then reads the file into a buffer where the patching takes place. The buffer is then written to the disk as "PATCHED.EXE", which is your new "PAINTER.EXE". You may change the name later if you wish.

When PATCHED.EXE is loaded, the user is presented with a slightly modified input screen. Other than putting my own name up in lights, the major difference is that the 'PIC' extender is missing from the prompt. This is because a picture need not have that specific extender. In fact, no extender at all is now okay. This will make it unnecessary to rename an uncompact Micro Illustrator PICTURE file in order to use "Price's Painter."

This patch is more than skin deep, however. For instance, now you can type in letters and delete backspaces and cursor control keys until the cows come home. When you have the filename just the way you want it, press [RETURN]. If somehow you still got it wrong, not to worry. You will simply be brought back for another try.

When you finally do get it right, the picture will be loaded. The paint pots with the same filename (remember, the extender is meaningless), will be loaded. You are then ready to do what you want to your picture.

After your picture is just right, pressing [START] will save the paint pots as they are. CAUTION: The previous pots will be replaced. If you want both, use another disk. You can rename everything later. When you have completed saving the paint pots, lo and behold, you wind up back at the input screen, ready to load another picture or reload the picture just saved. O happy day!

Patrick Dell'Era is a field technician for Pacific Gas & Electric and lives in Northern California's Marin County.

Listing on page 67.



SPEECH EDITOR

continued from page 45

phrase?" prompt. Push S to see a prompt for a filename. The phrase will be saved with all the present voice control values.

To load a phrase press [ESC] followed by [L], followed by a filename. At this point, you'll have the option of replacing the saved values—helpful in building a library of voices.


[ESC][D] displays a disk directory. [CONTROL][R] resets the editor to its default condition and clears the phrase memory. [CONTROL][Q] quits the editor, returns you to BASIC, and leaves you with S.A.M., RECITER and KNOBS in memory.

Mark Giambruno of Sacramento, California bought his Atari 800 two years ago on an impulse. Since then, it has been an excellent way to combine his main interests, art, design and electronics.

Listing on page 65.



NAPOLEON AT WATERLOO



Relive this classic battle, as you lead the French against the combined strength of the British and Prussian armies. The crisp graphics and simple to use command system make this real-time game a joy to play. A must for anyone interested in Napoleonic Warfare. From the makers of Rome and the Barbarians.

NAPOLEON AT WATERLOO
on 32K cassette and disk for ATARI
computers \$34.95
(Kansas residents add \$1.75 sales tax)



Dealer Inquiries
Invited

KRENTEK SOFTWARE

P.O. Box 3372 (913) 362-9267 Kansas City, KS 66103

PARTS/SERVICE FOR ATARI COMPUTERS

ORIGINAL FACTORY PARTS FOR 800/400, 810, 820, 850,
UPGRADE TO GTIA, 48K AND
REV. "B" OPERATING SYSTEM
CUSTOM 810 DISK DRIVES ... \$215.00

INTEGRATED CIRCUITS FOR 800/400

GTIA Chip ...
upgrade with instructions ... \$11.50
10K rev. "B" O.S. Upgrade ...
3 chip rom set with instructions ... \$12.50
Pokey Chip ... C012294 ... \$8.50
Antic Chip ... C012296 ... \$10.00
PIA Chip ... C014795 ... \$11.00

REPLACEMENT/ BACK UP BOARD SETS

800 ... 0K ... \$72.50
800 ... 48K ... \$125.00
400 ... 0K ... \$52.50
810 Board Set ... \$110.00
810 Mech ... \$85.00
All Boards Complete With IC's Etc.
Keyboards not included.

MODULES/CIRCUIT

BOARDS...complete with IC's

16K Ram Memory Module ...
CX853 ... \$24.50
800 10K Rev. "B" O.S. Module ... \$18.50
800/400 CPU Board with GTIA ... \$24.50
800 Main Board ... \$28.50
400 Main Board ... \$26.50
400 Main Board W/O IC'S ... \$8.50
800 Power Supply Board ... \$10.50
810 Data Separator Board ...
upgrade with instructions ... \$25.00
810 Side Board W/O Sep. & 1771 ... \$43.50
810 Rear Power Board ... \$25.00
810 Analog Board ... \$16.00

MISC.

810 Rear Board/Analog Board Upgrade ...
with 10 pin jumper and instructions ... \$39.50
Editor Assembler ... \$29.95
Basic Cartridge W/O Case, Manual ... \$23.50
Cartridge Circuit Boards ... \$4.00
Non-Atari Cartridge Boards ... \$2.00
Non-Atari power transformer ... \$16.50

AMERICAN TV

Mail Order Address ... 15338 Inverness St., San Leandro, CA 94579.
Retail Store ... 1988 Washington Ave., San Leandro, CA 94577.

Terms: We accept money orders, personal checks or COD. VISA/Mastercard OK on orders over \$25.00. No personal checks on COD.

Shipping: \$4.00 Shipping and handling on orders under \$150.00. Add \$2.00 for COD orders. CA res. include 6-1/2% sales tax. Overseas shipping extra.

Prices subject to change without notice. We reserve the right to limit quantities. Sales limited to stock on hand. AK, HI, FPO-APQ, add \$5.00 on all orders.

Much More! Send SASE for free price list.

Repair and upgrade services available ... Call. *Atari is a registered trademark of Atari, Inc.

PHONE 415-352-3787

WINNER
1984 Verbatim Computer
EdGame Challenge!

A Family Game
for ages 8 and up which
STIMULATES Conversation!

AUNT PRUNELDA'S INHERITANCE[©]

- *1 to 4 players
- *Any Atari Computer with 48K & Disk Drive
- *BASIC language required
- *Printer optional
- *Fun, Funny, and Accidentally Educational
- *Trade stocks
- *Play craps in the Casino
- *Sabotage your Opponents
- *Save or invest your funds
- *Every game is different

"Even Mom's Having Fun!"
Documentation includes forms
for enhanced play and back-
grounds on 25 stocks plus
the "CowBones Average."

VISA and MasterCard
orders call
(608) 754-7818

Wisconsin residents add 5% sales tax.

ATARI is a registered trademark of the Atari Corporation.
VERBATIM is a registered trademark of the Verbatim Corporation.



\$27.95

plus \$2.00 shipping

Send check or money order to:
MARKET DIRECTIONS
P.O. Box 702
Janesville, WI 53547

DON'T YOU REALIZE YOUR COMPUTER WANTS TO HELP OUT, TOO?



You've got your spouse working.
The kids have paper routes.
Even the dog provides stud service for a fee.
Times are hard.
So why is your computer still unemployed?

LET YOUR ATARI CONTRIBUTE TO THE FAMILY INCOME

If it's a 48K or 64 K Disk System, SENECOM has the approach you may have been waiting for. You decide... no risk.

Send just \$9.95 for three PDQ (Premium Disk Quality) diskettes: Double Density and Double-Sided (like six top-of-the-line disks!) with 21-year warranty.

Boot in the program on the back of each disk and your Atari will tell you how it can boost the family income, more than you might have thought possible.

SENECOM'S UNIQUE PLAN FOR YOU AND YOUR ATARI

Your computer will love it. At last it can pull its own weight in the family, and more. Maybe lots more.

And you: will you like it too? Who knows? Some people wouldn't know a genuine opportunity from the intestinal flu. Some people will reuse the back side of the disk for (sob!) something else.

At least they'll be using the highest quality disk ever made; a disappointed computer might take comfort in that.

ORDER PDQ! Write "PDQ" on a paper, with your (legible!) name and address. Send with \$9.95 to:

SENECOM Dept. 16, 13 White St., Seneca Falls, NY 13148
SENECOM will pay shipping for USA and Canada.

NYS residents, add 7% Sales Tax.
Offer limited to one order per address at this price.
Atari is a registered trademark of Atari, Inc.

SENECOM is a registered trademark of Seneca Computer Company, Inc.

PARALLEL BUS REVEALED

Conclusion of the first-ever PBI usage guide

by EARL RICE

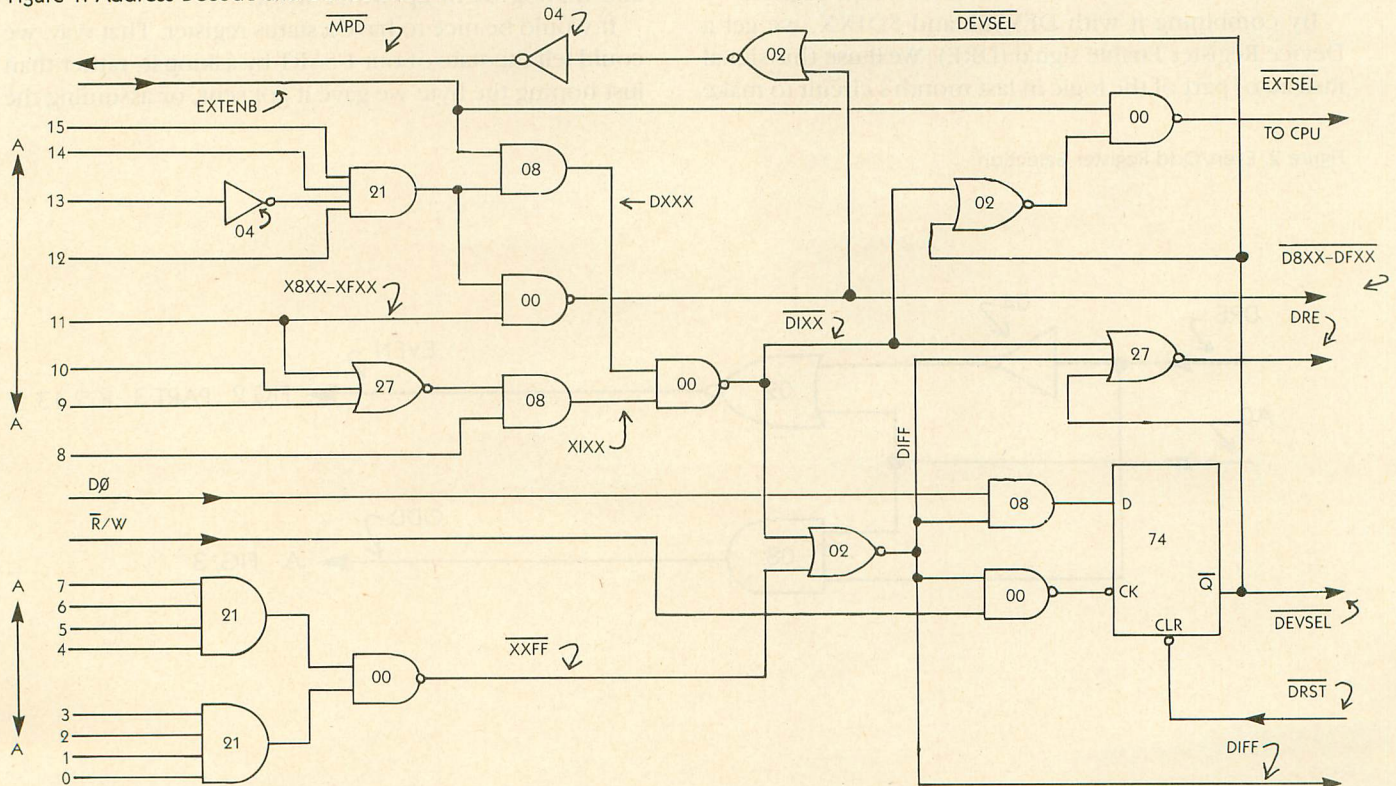
Concluding the four-part series that for the first time teaches advanced XL users how to build an I/O connector for the powerful, ultra-fast Parallel Bus Interface. This article includes an assembly language listing that requires MAC/65 or the Atari Assembler Editor. You will also need access to an EPROM burner. The three earlier installments ran in the January, February and March 1985 issues of *Antic*.

Last month we looked at a design for a serial I/O device using a readily available USART chip. This month we'll design address decoding logic for the device and see how to add a status register and an interrupt register to it. We'll also look at some example software for the device ROM. But first, a little about last month's design.

This USART design is a simplest case design. Writing to any address in the \$D100-\$D1FF range puts a character into the transmit buffer and it will be sent out the serial

continued on next page

Figure 1. Address Decode and Device Enable



I/O line. Reading any address in the same range gets the last received character from the receive buffer.

The easiest way to test this arrangement is to tie the serial input and output lines (USART pins 20 and 25) together. If you write a character to the transmit buffer and wait a few milliseconds, you should be able to read the same character from the receive buffer. All this assumes that we're decoding addresses and that we have some software in ROM, so let's get on with those details.

ADDRESS DECODER

Figure 1 is a schematic diagram of an address decoder to provide ROM selection and device register selection.

The output signal \$D8XX-\$DFXX, combined with the Device Select signal (DEVSEL), provides the Math Pack Disable signal (MPD) to disable the floating point ROM in the CPU so it doesn't contend with our ROM for the data bus. We can use the same signal to select our ROM. This allows us to remove some of the logic from last month's circuit. Just remove the wires from IC4 pins 6, 5, 4, 13, 12 and 11 and connect MPD to ROM pin 20. (See last month's Figure 2).

The signal \$D1FF selects the Device Enable Latch. When a write signal clocks the 74HCT74 latch, the value of the Data 0 line (D0) will be stored. Writing 1 to address \$D1FF selects our external device. Writing 0 deselects it. \$D1FF can also be used later to select an interrupt register.

By combining it with DEVSEL and \$D1XX, we get a Device Register Enable signal (DRE). We'll use this signal instead of part of the logic in last month's circuit to make

the device registers work. Just remove the wires from IC4 pins 3, 2 and 1, and connect DRST to IC5 pin 13.

The CPU External Enable signal (EXTENB) lets our device know the computer wants to talk to device registers (or RAM in a more complex application). That signal is combined with DEVSEL and \$D1XX to make an External Select signal (EXTSEL) to turn off CPU RAM so as to avoid bus contention.

DEVICE RESET

The Device Reset signal (DRST) comes from last month's circuit and resets the device select latch any time the CPU generates a RESET signal.

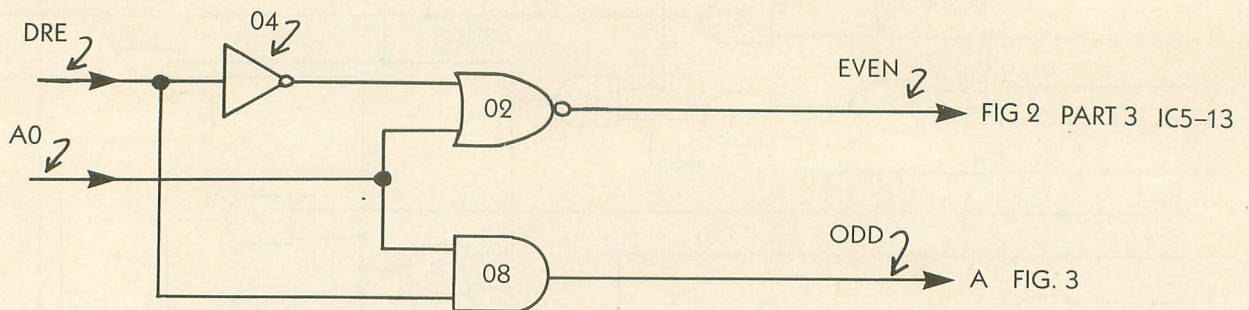
You've probably noticed that this month's schematics are a little different from last month's. Since last month's circuit is the basic recipe for our device, we included IC location assignments and pin numbers.

This month's article deals with several options you might or might not use, so we're giving you IC type numbers and no pin assignments for general logic functions. The number inside or next to a symbol is its type number. For example, 00 means 74HCT00.

Since all the logic is 74HCT series, we just need to use the last digits of the type number to identify a part. Also, be aware that we use both positive and negative names for some signals. R/\overline{W} and \overline{R}/W are complementary signals and mixing them up won't work.

It would be nice to have a status register. That way, we could tell the state of our USART by asking it, rather than just hoping the byte we gave it got sent, or assuming the

Figure 2. Even/Odd Register Selection



The drivers in Listing 1 were written using MAC/65 (Optimized Systems Software). The source code will also assemble using the Atari Assembler Editor cartridge.

The drivers are thoroughly commented so it should be easy for you to see how they work. Notice that we reset the CRITIC flag at the beginning of each driver routine. The Generic Handler sets it in advance in case a parallel device is extremely time critical.

Forgetting to reset CRITIC defeats some OS functions such as software counter timers and key repeat among others. The rest of the code is very straightforward. Many

thanks to Dave Menconi, formerly of Atari, for the easy-to-follow listing.

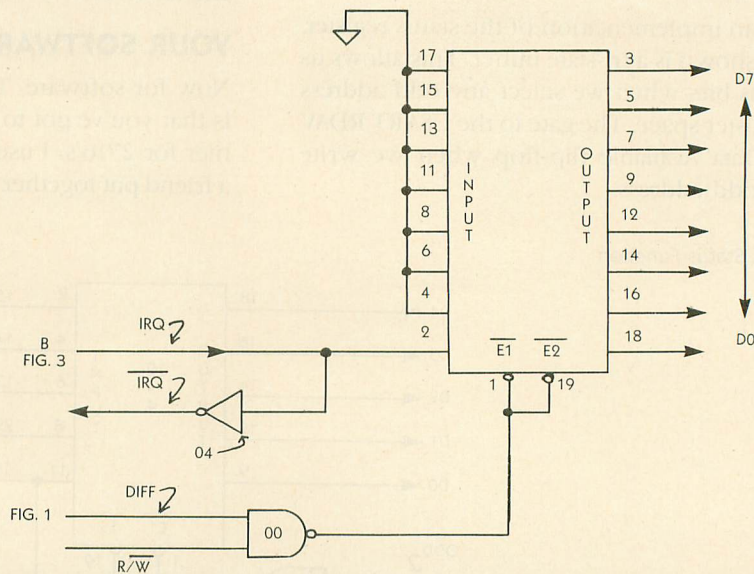
Using these basic ideas with some ingenuity, you should be able to design your own parallel devices for your 800XL or 600XL computer. If you dream up an interesting project, the editors at **Antic** would like to hear about it.

Earl Rice headed users' group support and was an engineering project leader for Atari.



Listing on page 78

Figure 4. Adding An Interrupt Register



TECH TIPS

From the *ABCs of Atari Computers*
by David Mentley

DISABLE KEYBOARD — POKE 16,255 to completely DISABLE the KEYBOARD. This will prevent mischief by those you wish to keep away from your programs.

SAVE "S:" — You can use the SAVE"S:" command to examine the tokenized BASIC program which you have in memory. Simply LOAD in a BASIC program, and while in the immediate mode, type SAVE"S:" <Return>. The screen will clear and the tokenized program will be listed on the screen.

One further extension of the SAVE"S:" command is to examine the contents of your Atari's memory by using the screen. You must change the value of the registers which store the end of the BASIC file. You can then list out all

memory to the top of memory (\$FFFF). To do this, POKE 140, 255 and POKE 141, 255, then type SAVE"S:". When this has been done, your program will list, then all free memory, followed by the BASIC cartridge and the Operating System.

DOS VECTOR — When you type DOS in BASIC, a pointer is followed to a routine which loads in the DUP.SYS package of utilities. You can borrow this vector for your own use. The location of the DOS vector is in RAM at locations 10 and 11 (\$0A and \$0B). Since they are in RAM in page 0, you can change them to point anywhere you want. You could point it at the start of BASIC (40960) or at a subroutine you loaded into memory. Remember, all you have to do to enter the routine once you have changed the vector is type DOS. After you set 10 and 11 they will be reset

continued on next page

SOUTHERN SOFTWARE

DIVISION OF SOUTHERN SUPPLY CO.

1879 Ruffner Rd. Birmingham, AL 35210

PHONE 205-956-0984

SEND SELF ADDRESSED STAMPED ENVELOPE FOR OUR TOP 50 SPECIAL SHEET UPDATED EVERY WEEK

ALL THIRD PARTY SOFTWARE 30% OFF

HAPPY ENHANCEMENT

810 ENHANCEMENT.....\$179.95
1050 ENHANCEMENT.....179.95
1050 MAXIMIZER.....104.95
1050 CONTROLLER.....39.95

AXLON RAMPPOWER

128K RAM DISK.....259.95
48K RAMPPOWER.....64.95
32K RAMPPOWER.....39.95

ICD INC.

SPARTA DOS.....34.95
US DOUBLER.....59.95
CHIP FOR 810.....89.95
HAPPY ARCHIVER.....37.00
R-TIME CARTRIDGE.....69.95
ARCHIVER II.....119.95

ATARI

800 XL.....139.95
1050 DISK DRIVE.....179.95
1010 RECORDER.....59.95
1020 PRINTER.....79.95
1027 PRINTER.....259.95
1025 PRINTER.....199.95
LIGHT PEN.....39.95
TOUCH TABLET.....49.95
850 INTERFACE.....149.95
NUMERIC KEY PAD.....29.95
TRAK BALL.....29.95
ATARI WRITER.....39.95
VISICALC.....49.95
SYNCALC.....49.95
SYNFILE.....49.95
SYNTREND.....49.95
ANYTHING NOT LISTED.....CALL

ALL PRICES LISTED ARE FOR PREPAID MAIL ORDERS. CREDIT CARD AND C.O.D. APPROXIMATELY 10% HIGHER. FOREIGN ORDERS WELCOME. USER'S GROUP AND DEALER INQUIRIES WELCOME. SEND FOR OUR FREE BROCHURE AND PRICE LIST.

when you press SYSTEM RESET unless you do the following. Locations 5446 and 5450 (\$1546 and \$154A) contain the value that the warmstart routine places back into 10 and 11. So if you POKE your DOS VECTOR location into 5446 and 5450 (LO-HI), you will keep your new pointer until you turn off the power.

LEFT-HANDED JOYSTICK — You can convert an ordinary Atari joystick to a lefty model by merely unscrewing the base and transposing a few connectors. The button will be on the top right side when you are finished and all of the direction labels on the front should be changed for consistency. The top will become the right side. When you take the bottom off the case, you will see a column of colored connectors. Use the chart below to transpose the wires and put your lefty model back together.

Right	Left
brown	blue
white	brown
black	black
blue	green
green	white
orange	orange

From ABCs of Atari Computers by David Mentley (available through the Antic Catalog in this issue). Reprinted by permission of Datamost, Inc.

HOW TO TRACK A WOMBAT:



WOMBATS I: A PARODY ADVENTURE

- Buy appropriate wombat tracking gear (snowshoes, swimsuit, flashlight).
- Fly to exotic countrysides (Borneo, Lower Hebrides, Pasaic, N.J.).
- Get Wombat Tracker's License.
- Track Wombat.

OR: You can play WOMBATS I from the safety and security of your keyboard. WOMBATS I is a new kind of adventure game where the action takes place mostly in your mind. WOMBATS I is sophisticated software, sporting 48K of program and 55K of absurd, irreverent text. WOMBATS I spoofs adventure games and life in general; be prepared to examine your assumptions... and those of the world around you! To see how you rate, ask for WOMBATS I at your local store, or send \$27.95 (plus \$2.00 shipping and handling) to:

Dynamic Software Design

P.O. Box 8169

Fremont, CA 94537

Check or M.O. accepted. Please allow 3-4 weeks for delivery. Dealer inquires welcome. CA residents add 6.5% sales tax

GET TRACKING!

ELECTRONIC-ONE*

ATARI COMPUTER HARDWARE

ATARI 800XL 165.00
410 CASS. RECORDER 34.99
1010 CASS. RECORDER 49.99

DISK DRIVES

ATARI 1050 209.99
RANA 1000 269.99
TRAK ATD2 329.99
INDUS G.T. 269.99

PRINTERS

GEMINI 10X 239.99
GEMINI 15X 339.99
STAR POWERTYPE 319.99
EPSON RX80 269.99
EPSON RX80 FT 289.99
NEC 8027 (NEW) 339.99
PROWRITER 339.99
INTERFACE CABLE APE FACE 52.99
MPP1150 62.99

ATARI COMPUTER HARDWARE

1027 LETTER QUALITY PRINTER 239.99
1025 DOT MATRIX PRINTER 179.99
1030 MODEM 54.99
CX77 TOUCH TABLET 39.99
CX75 LIGHT PEN 34.99
MPP 1000C MODEM 109.99
AMDEC COLOR-ONE 229.99
PLUS MONITOR 239.99
COMMODORE 1702 MONITOR 239.99
SAKATA 14" COLOR 209.00

SPECIAL

ATARI 1020
COLOR
PRINTER
PLOTTER

5999

THE
LOWEST
PRICES
THE
BEST
SERVICE

ELECTRONIC CALL

ONE (614)864-9994

P.O. Box 13428 • Columbus, Oh. 43213

THE LOWEST PRICES

ATARI ATARI COLECOVISION
2600 5200 INTELLIVISION
GAMES GAMES ATARI SOFT.

ATARI COMPUTER SOFTWARE

ATARI WRITER 29.99
TOUCH TYPING 9.99
LOGO 59.99
CONV. FRENCH 19.99
SYN FILE 44.99
SYN CALC 44.99
EASTERN FRONT 9.99
CENTIPEDE 9.99
ATARI MACRO ASSEMBLER 17.99
ASSEMBLE EDITOR 24.99
FLIGHT SIMULATOR II 34.99
SUMMER GAMES 24.99

CALL OR WRITE FOR THE
PRICE OF YOUR PROGRAM.

HOW TO ORDER: CASHIER CHECK, MONEY ORDER, MASTERCARD* or VISA* (Add 4% for charge cards) ... NO C.O.D.'s ... SHIPPED U.P.S.
SHIPPING: One day shipping. Ohio residents add 5.5% sales tax. Add \$3.00 on all orders under \$100.00 ... Add \$5.00 on all orders over \$100.00.

INTERNATIONAL: Add 15% to all orders.

CALL OR WRITE FOR FREE CATALOG

ELECTRONIC ONE*

(614)864-9994

P.O. Box 13428 • Columbus, Ohio 43213

COMPUTER PALACE

Your **ATARI®** Headquarters!




NEW!

Now use both sides of your diskettes

Simply place the disk against the built in stops and squeeze.

DISK NOTCHER SPECIAL ONLY \$9.95



\$49.95 48K Disk

Super Mailer PLUS

New Version 1.5

New! Mail merge utility for Atariwriter, Letter Perfect \$14.95

Much More Than A Mailing List!

Features:

- Lightning Fast Retrieval
- Fast Sorts On Any Field
- Supports Up To 4 Drives
- Single Or Double Density
- Much More...

One of the most versatile data-base programs available.

- Maintain your book library...
- Organize your record collection...
- Index your recipes...
- Categorize your stamp collection...
- Unlimited applications!



The saga continues! This is the latest from the ultimate epic-fantasy role-playing adventure. Do you dare ... ?

\$44.90

Peachtree Software®

Now one of the most popular accounting systems is available for ATARI. *Back to Basics Accounting System* is a double entry, accrual accounting system consisting of three interactive packages for the small business: General Ledger, Accounts Receivable and Accounts Payable. An extremely powerful system, it includes automatic posting capability, system generated mailing labels and password security. For the non-accountant, it includes one of the most comprehensive manuals we have seen. For the expert, it will finally put your Atari into business. Requires 2 drives.

48K Disk-System package: General Ledger, Accounts Payable & Accounts Receivable **\$195.00**
Each package separately **\$95.00**

TEKNIKA 13" Color Monitor \$299.00

This appears to be one of the best color monitors we have found for the Atari at any price. Since it has separate connections for chroma and luminance, it is able to take advantage of Atari's advanced capabilities. We have to admit that the color rivals many RGB monitors we have seen. The monitor comes complete with cable.



FREE CATALOG

with any order, or send \$1 (refundable with first purchase)

This is the most comprehensive Atari reference catalog available! It contains over 3000 software & hardware listings with illustrations and descriptions!



IF YOU DON'T HAVE OUR CATALOG... YOU'RE MISSING OUT!

ATARI REPAIR PARTS	
Joystick PC board	\$ 2.49
Joystick cord	2.95
Joystick inner handle	1.49
13-Pin I/O Plug	9.95
6 ft. I/O Cord	19.95
Printer Cable	29.95
Monitor Cable	14.95

Outsmart your Friends Outwit the Dragon


Join the Quest




THE CHALLENGE
Over 2000 stimulating trivia fact questions will send you rummaging through your personal memory banks. Answer correctly and advance in your quest while adding more gold to your treasure. Fail and you lose ground.



THE ACTION
You may have to face and battle a ferocious dragon if you prevail. The dragon's cache of gold will be added to your treasure. If you fail, your journey will be slowed when you heal your wounds.



THE STRATEGY
Each questing party consists of three characters: a Knight, Prince and Page. Each has distinctly different physical characteristics, and all must complete the Quest! You must decide when to send them on to the next challenge.



Available Now!

Outsmart your Friends • Outwit the Dragon • Join the Quest

Trivia Quest is a totally new concept in computer games that will challenge your mind, test your arcade skills, and call upon your best strategy.

PROGRAM COVERS FOUR DISK SIDES!

Royal Software® SOFTWARE FIT FOR A KING®

(Program Covers Four Disk Sides)

A new concept in computer gaming. Intellectual **48K \$39.95**

challenge, strategy and arcade action. Each player assumes the role of a lord with a questing party of three characters. Complete the quest, earn the most gold by correctly answering questions and battling the dragon. Win the favor of the king and thus, the game.

- Utility Disk—1000 additional questions plus create your own... **\$24.95**



The Ultimate Screen Dump Program

This powerful and easy-to-use utility will allow you to dump almost any Atari text or graphics screen to your printer (even while the program is running!)

48K Disk For All Computers \$26.95

From Big Five

MINER 2049er

- 10 Different Screens
- 16K Cartridge
- Spectacular Sound & Graphics

Reg. \$49.95

OUR PRICE ONLY

\$17.95 | * Limited quantities.

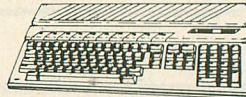


SUPER SPECIALS

	Reg	Sale
Invitation to Programming #3	\$29.95	14.95T
Speed Reading	\$31.50	14.95T
Conversational French	\$31.50	19.95T
Conversational German	\$31.50	19.95T
Pacific Coast Highway	\$29.95	9.95D
Caverns of Callisto	\$39.95	19.95D
Match Racer	\$29.95	9.95D
JawBreaker	\$29.95	9.95D
Pathfinder	\$29.95	9.95D
Bandits	\$29.95	9.95D
Lords of Karma	\$29.95	9.95D
Meteor Storm	\$29.95	4.95D
Krazy Shoot-out	\$49.95	17.95C
Miner 2049	\$49.95	17.95C
Wizard of Wor	\$39.95	17.95C
Deluxe Space Invaders	\$39.95	17.95C
Pool 400	\$34.95	14.95C
Choplifter	\$44.95	17.95C
Atari Basic	\$59.95	29.90C

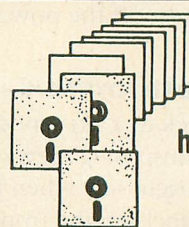
T: Tape D: Disk C: Cartridge

ATARI 130/520 ST Personal Computers



128K-\$399/512K-\$599

The current flagship of the Atari Family has arrived, utilizing the speed of the Motorola 68000 CPU. With 128K or 512K, you will have power at prices you won't believe. And with a mouse, pull-down menus, windows, icon graphics and cut and paste features that allow you to integrate spreadsheet, text and graphic files, creative solutions have never been easier. The quantities are limited, so place your order now to get yours as soon as possible.



10 \$5 SD DISKETTES

Our high quality Single density!

ONLY \$13.95

Try a box of 150 and save even more! \$150.00

DRIVES—DRIVES—DRIVES

Atari Indus Rana Percom Trak Amdek

CALL FOR SPECIAL PRICING!

COMPUTER PALACE

OPEN M-F, 9-6 Sat. 10-4 (Pacific Time)

2160 W. 11th Avenue Eugene, Oregon 97402



USE YOUR CREDIT CARD & CALL Toll Free 1-800-452-8013

★ ORDERS ONLY, PLEASE ★

There's never a penalty for using your credit card!

For Information, Call (503) 683-5361

SHIPPING INFO: Minimum \$2.90 Ground, \$.45 Air. Actual Cost depends on weight. Call (503) 683-5361 for information.
WARRANTY INFO: Everything that we sell is warranted by the manufacturer. If any item purchased from us fails to perform properly when you receive it, call us at (503) 683-5361 so that we can assist you. No returned merchandise accepted without authorization. Defective software will be replaced with another copy of the same program, otherwise, no software is returnable.

The image shows two 8x8 grids, one larger than the other, representing a game board. The larger grid on the left has three green symbols (a circle, a heart, and a spade) on the left side and three red symbols (a circle, a heart, and a spade) on the right side. The smaller grid on the right has a similar arrangement of symbols. A box in the top right corner contains the text 'game of the month'.

game of the month

MANEUVER

100% pure strategy game!

by WILL WOODARD

Maneuver is a strategy game for two players. It is written in BASIC and will run on all Atari computers of any configuration.

Chess was the first and best-known strategy game to be programmed into a computer. But today computerized war games rival chess for popularity, as evidenced by the continuing success of games from Strategic Simulations Inc. and Avalon Hill.

In the basic war game format, solo or multiple players design strategies by giving orders to units of varying strengths before releasing them into a computer-controlled battlefield. A classic Atari example would be "Eastern Front" by Chris Crawford.

Maneuver distills the essence of these war strategy games into an elegant two-player battle of symbols.

No huge scrolling map, no tanks and no trees. Just pure strategy!

Type in the program, check it with TYPO II and SAVE a copy before you RUN it. After the title, an 8x8 playing grid will appear with 3 green symbols on the left and 3 red symbols on the right. The green circle will blink and you will be prompted for the first move.

GAME PLAY

The object of the game is to destroy your opponent's spade before he destroys yours. Each piece must be given five of the possible orders each turn. Orders are entered by pressing the following keys:


KEY	COMMAND
N	move one point north
S	Move one point south
E	Move one point east
W	Move one point west

- 1 Fire north
- 2 Fire east
- 3 Fire south
- 4 Fire west
- Skip a move

When one of your pieces flashes, type in 5 of the above orders to control how you want that piece to move and fire. Type in the orders without spaces and without pressing [RETURN]. For example: EESE3 would move your piece east, east, south, east, and then fire in a southerly direction.

After both players type in 5 orders for each of their 3 pieces, the computer takes over, alternately executing each piece's orders one at a time until all 6 have gone through their 5 orders. They will move and fire in this order: circle, spade, heart. On odd turns the red piece will move first, on even the

continued on page 58



CRAZY EIGHTS!

by PRINCETON CHAN

How your computer plays cards

Take on your Atari in a fast-paced computer version of the well-known card game, Crazy Eights. And read this article to find out how the BASIC program makes "intelligent" card-playing decisions. All Atari computers of any memory size will RUN Crazy Eights.

Type in Listing 1, checking it with TYPO II, and SAVE a copy before you RUN the program.

On the screen display, the numbers after the words DECK and COMPUTER refer to how many cards remain in the deck and in the computer's hand. Begin play by selecting an option from the main menu.

When you type in the card you're playing, you only need to enter the first two letters (no numbers are allowed). For example, you can type KI instead of KING—or EI instead of EIGHT (but don't use [8] here).

CRAZY EIGHTS RULES

In case you don't know how to play Crazy Eights, the object is to be the

first player who gets rid of all your cards.

Each player is dealt five cards. To get rid of a card you must put it on the discard pile—and your discard must match the pile's top card in either Rank (ace, seven, king, etc.) or Type (spade, diamond, heart, club).

If you don't have a match to discard, you must keep drawing more cards from the deck. The program will let you hold as many as 18 cards in your hand.

In this version of the game, you can only pass your turn to the other player if you are holding 18 cards in your hand or the deck is all gone.

One major thing—the eights are special cards in this game. You or the computer can put an eight onto the discard pile anytime and name whatever card type (suit) you now wish to be on top.

I give you fair warning! Your Atari is very quick and skillful at playing this game. Here's how the program does it:





PROGRAM ANALYSIS

The computer's strategy is contained in lines 730 to 830. First the computer checks to see whether it has a card to put down. If it does, it may try to search for another before using the first card it found. If the computer has an eight, it decides which type of card to use—hearts, diamonds, spades, or clubs.

In the event that there are no cards to put down, the computer will draw from the deck until there is, or else pass. This is all the computer's strategy consists of. Now let us look at lines 730 to 830 in detail.

Line 730 does the job of clearing the bottom of the screen, pausing, and displaying the message which tells that it is the computer's turn.

Line 740 uses a loop that checks to see whether the rank: HAND2(L1) and type: TYPE2(L1) of the computer's card matches that of the deck. It also checks to see if the computer has an eight. The variable L1 holds the location of the chosen card in the arrays



HAND2 and TYPE2. When the computer neither has a matching card nor an eight the program jumps to line 800.

The unchecked cards are tested in line 745. The loop begins at L1, the location of the first usable card in the arrays. It ends with 18, the maximum number of cards anyone can have. If there is no matching card, the computer jumps to line 750.

However, if the computer finds another matching card on line 745, it makes a random decision as to whether it should use the first or second card it found. There is a 50/50 chance. If the random number is a 1, the variable L1 is equal to the second choice.

Line 750 jumps the program to line 780 when the computer uses an eight. Lines 760 to 770 change the computer's variables and redraw the top card. The number of cards the computer has is subtracted: COUNT2=COUNT2-1.

Line 780 determines which type of card will be picked when the com-

puter puts down an eight. $PILE1 = INT(RND(0)*4) + 1$ determines which type of card. A one would choose a heart, two a diamond, three a club, and four a spade. The rest of the line checks to see if the computer has the type of card picked. It will also skip the card if its rank is an eight because that card will no longer be part of the computer's hand.

In line 790, the array TYPE2(L1) which holds the location of the eight card, is changed according to the type of card the computer picked. Remember that with eights, you can pick any type of card you want.

Line 800 checks to see if there is a tie by checking whether $DECK \leq 0$ and the opponent's cards. The loop checks the player's cards by comparing the types and ranks of each card to the top card and checking for eights. If the opponent has no matching cards, it is an automatic tie. Don't forget that the computer got to this line when it had no matching cards back at line 740. At the time of a tie, the computer goes to line 1530 which ends the game.

At line 810, when the computer holds the maximum of 18 cards and does not have a match, or $DECK \leq 0$ (no more cards to draw), the computer must pass. A message on the screen tells this.

Lines 820 to 830 are where the computer locates the first empty location in the array HAND2(L) by using a loop: FOR L=1 TO 18:IF HAND2(L) <>0 THEN NEXT L. The part of the

array is blank when there is a zero. After the computer finds an empty space, it puts the top card's rank and type into HAND2(L) and TYPE2(L). The computer's number of cards are added (COUNT2=COUNT2+1), and the number of cards in the deck subtracted (DECK=DECK-1)

This whole process cycles again the next time the computer puts down a card. The strategy in this program is actually simple and could have been made more complex. As you can see, your Atari is just using its number-crunching power to match programmed values quickly and accurately.

Princeton Chan is a freshman at Lowell High School in the Richmond district of San Francisco.

Crazy Eights Take-Apart

Line 60	Dimensions arrays
70-80	Initializes display list interrupt
90-110	Initializes P/M Graphics
120-180	Redefines character set
190-200	Title page
210-320	Initializes cards and starts game
330-360	Main menu
370-410	Player draws card
420-710	Player puts down card
720	Player passes
730-830	Computer's turn
850-1410	Card drawing and positioning routines
1420	Clears bottom of screen
1430-1450	Pauses
1460	Waits for RETURN to be pressed
1470-1510	Used to check for input
1530-1590	End of game

continued on next page

bonus game


CRAZY EIGHTS

continued

List of Variables

CARD — Rank of all cards of deck
 CARD1 — Type of all cards of deck
 HAND1 — Rank of player 1's cards
 HAND2 — Rank of computer's cards
 TYPE1 — Type of player 1's cards
 TYPE2 — Type of computer's cards
 CHOICES — Holds input from user
 CHARS — Holds machine language routine
 DL — Used to find display list
 L — Dummy variable
 D — Dummy variable
 PMBASE — Used to find highest memory for P/M Graphics
 CHBASE — Used to find highest memory for new character set


L1 — Dummy variable
 COUNT1 — Number of player 1's cards
 COUNT2 — Number of computer's cards
 COUNT — Used in initializing
 DECK — Number of cards in deck
 A — Dummy variable
 VALUE — Used for card drawing routine
 VALUE1 — Used for card drawing routine
 TOP — Rank of top card
 TOP1 — Type of top card
 X — Position of card
 Y — Position of card
 CHOICE — User input
 PILE — Rank of input card
 PILE1 — Type of input card
 NMB — Used in card drawing routine
 NMB1 — Used in card drawing routine
 Step — Used in card drawing routine
 COL — Used in card drawing routine

Listing on page 76 

game of the month

MANEUVER

continued from page 55



MANEUVER

green starts. Turns continue in this manner until one spade is destroyed and a winner is declared.

DESCRIPTION OF PIECES

Each piece has different characteristics in 3 areas: armor strength, missile strength, and missile range. Armor strength determines how much damage a piece can take. Missile strength refers to how much damage a missile will do. Missile range is the distance a missile will travel. When armor strength reaches zero, the piece is destroyed. This is shown in the following table:

	ARMOR STRENGTH	MISSILE RANGE	MISSILE STRENGTH
CIRCLE	13	5	3
SPADE	20	3	5
HEART	17	4	5


The closer you are to a piece the more damage you will do. Damage is calculated as:

$$\text{missile strength} \times 1 \div \text{distance to target.}$$

There is a random element thrown in to make the outcome less certain.

Now that you know the fighting rules and the strengths of your army, we'll leave the battle strategy to you. Happy maneuvering!

Will Woodard of Dallas is currently working on a master's degree in computer science at North Texas State University, with emphasis on artificial intelligence. On the Atari, he specializes in war and strategy gaming.

Listing on page 74 

Copy any Atari™ cartridge



CART CLONE™

A must for all Atari users. **CART CLONE** will backup and transfer any 8 or 16K cartridge to disk or tape. The contents of the cartridge will become a file which you can transfer, rename or delete. They will execute from DOS. No need to run a special menu or program to run these files (requires minimum 48K RAM).

Will it copy any cartridge?

The answer is YES.

What will I get?

The answer is a cartridge containing the hardware required and a disk with the cloner software in a powerful machine language program.

For a limited time only you can get **CART CLONE** with software for

\$59⁹⁵ plus 2.50 Shipping
 please specify disk or tape

Ultima Electronics, Ltd.

21 Central Drive
 Farmingdale, New York 11735
 (516) 752-0144

Toll Free: 800-645-9607

(516) 467-1866 evenings and weekends
 We accept C O D orders, money orders and ship within 24 hours. Personal checks must clear before shipping.
 We also accept VISA and American Express

CART CLONE goes in the left cartridge slot enabling it to work in all ATARI Home Computers including the XL series

SOFTWARE LIBRARY

Antic type-in listing section includes every full-length program from this issue. Listings are easier to type and proofread, easy to remove and save in a binder if you wish.

▶ YOUR ATARI'S BRUTE-STRENGTH SOLUTION!	
THE EIGHT QUEENS PROBLEM	62
▶ AUTOMATIC SECRET CODE PROGRAM!	
SECRET AGENT	63
▶ MENU-DRIVEN S.A.M. TALK!	
SPEECH EDITOR	65
▶ FRIENDLIER "PRICE'S PICTURE PAINTER"	
PICTURE SHOW	67
▶ YOUR PRINTER CAN DIGITIZE PHOTOS!	
DOT MATRIX DIGITIZER	69
▶ DEMO OF ACTION! VS. BASIC	
SPLASH IN ACTION!	70
▶ SYNCALC TAX PREPARATION ADD-ONS	
84 TAX SPREADSHEET UPDATE	72
▶ GAME OF THE MONTH	
MANEUVER	74
▶ BONUS GAME	
CRAZY EIGHTS	76
▶ THE TOOLBOX	
PARALLEL BUS REVEALED	78
TYPING SPECIAL ATARI CHARACTERS	60
HOW TO USE TYPO II 61	ERROR FILE 61

DISK SUBSCRIBERS: You can use all these programs immediately.

Just follow the instructions in the accompanying magazine articles.



No part of this publication may be reproduced, stored in a retrieval system, or transmitted, in any form or by any means, electronic, mechanical, photocopying, recording or otherwise, without the prior written permission of the publisher.

Antic program listings are typeset by Star's Gemini 10X Printer—From Star Micronics, Inc., 200 Park Avenue, New York, NY 10166.

TYPING SPECIAL ATARI CHARACTERS

Shown below are the Atari Special Characters as printed in *Antic* listings—and the keys you must type in order to get them. Boxes are drawn around the normal video characters here so you can see their positions more accurately, these boxes do not appear in the printed listings.






































Whenever the CTRL key (CONTROL on XL models) or SHIFT key is used, *bold it down* while you press the next keys. Whenever the ESC key is used, *press and release* it before typing the next keys.

Turn on inverse video by pressing the Atari logo key  once. Turn it off by pressing a second time. (XL models use the Reverse Video Mode Key  instead.)






































Sometimes it's not easy to tell apart the following characters, shown here in both normal and inverse video. Be especially careful when you type any of these:

		CTRL F			/
		CTRL G			SHIFT +
		CTRL N			SHIFT -
		CTRL R			-
		CTRL S			+

NORMAL VIDEO

FOR THIS	TYPE THIS	FOR THIS	TYPE THIS
	CTRL ,		CTRL T
	CTRL A		CTRL U
	CTRL B		CTRL V
	CTRL C		CTRL W
	CTRL D		CTRL X
	CTRL E		CTRL Y
	CTRL F		CTRL Z
	CTRL G		ESC ESC
	CTRL H		ESC CTRL -
	CTRL I		ESC CTRL =
	CTRL J		ESC CTRL +
	CTRL K		ESC CTRL *
	CTRL L		CTRL .
	CTRL M		CTRL ;
	CTRL N		SHIFT =
	CTRL O		ESC
	CTRL P		SHIFT
	CTRL Q		CLEAR
	CTRL R		ESC DELETE
	CTRL S		ESC TAB

INVERSE VIDEO

FOR THIS	TYPE THIS	FOR THIS	TYPE THIS
	CTRL ,		CTRL Y
	CTRL A		CTRL Z
	CTRL B		ESC
	CTRL C		SHIFT
	CTRL D		DELETE
	CTRL E		ESC
	CTRL F		SHIFT
	CTRL G		INSERT
	CTRL H		ESC
	CTRL I		CTRL
	CTRL J		TAB
	CTRL K		ESC
	CTRL L		SHIFT
	CTRL M		TAB
	CTRL N		CTRL .
	CTRL O		CTRL ;
	CTRL P		SHIFT =
	CTRL Q		ESC CTRL 2
	CTRL R		ESC
	CTRL S		CTRL
	CTRL T		DELETE
	CTRL U		ESC
	CTRL V		CTRL
	CTRL W		INSERT
	CTRL X		

HOW TO USE TYPO II

Type in TYPO II and SAVE a copy to disk or cassette.

Type GOTO 32000 and follow TYPO II onscreen instructions. If the resulting two-letter line codes are not exactly the same as those in the magazine, you mistyped something in that line.

To call back any line previously typed, type an asterisk [*] followed (without in-between spaces) by the line number, then press [RETURN]. This is also the way you use TYPO II to proofread itself.

To LIST your program, press [BREAK] and type LIST. To return to TYPO II, type GOTO 32000.

To remove TYPO II from your program, type LIST "D:FILENAME",0,31999 (Cassette owners LIST "C:"). Type NEW, then ENTER "D:FILENAME" (Cassette—ENTER "C:"). Your program is now in memory without TYPO II and you can SAVE or LIST it to disk or cassette.

BASIC XL cartridge owners type SET 5,0 and SET 12,0 before using TYPO II.

```
WB 32000 REM TYPO II BY ANDY BARTON
VM 32010 REM VER. 1.0 FOR ANTIC MAGAZINE
HS 32020 CLR :DIM LINES$(120):CLOSE #2:CLOSE #3
BN 32030 OPEN #2,4,0,"E":OPEN #3,5,0,"E"
YC 32040 ? "K":POSITION 11,1:? "■■■■■■■■■■"
EM 32050 TRAP 32040:POSITION 2,3:? "Type
in a program line"
HS 32060 POSITION 1,4:? " ":INPUT #2;LINE
S:IF LINES$="" THEN POSITION 2,4:LIST B
:GOTO 32060
XH 32070 IF LINES$(1,1)="*" THEN B=VAL(LIN
ES$(2,LEN(LINES))):POSITION 2,4:LIST B:
GOTO 32060
TH 32080 POSITION 2,10:? "CONT"
MF 32090 B=VAL(LINES$:POSITION 1,3:? " ";
NY 32100 POKE 842,13:STOP
CM 32110 POKE 842,12
```

```
ET 32120 ? "K":POSITION 11,1:? "■■■■■■■■■■"
":POSITION 2,15:LIST B
CE 32130 C=0:ANS=C
QR 32140 POSITION 2,16:INPUT #3;LINES$:IF
LINES$="" THEN ? "LINE ";B;" DELETED":G
OTO 32050
VV 32150 FOR D=1 TO LEN(LINES):C=C+1:ANS=
ANS+(C*ASC(LINES$(D,D))):NEXT D
WJ 32160 CODE=INT(ANS/676)
JW 32170 CODE=ANS-(CODE*676)
EH 32180 HCODE=INT(CODE/26)
BH 32190 LCODE=CODE-(HCODE*26)+65
HB 32200 HCODE=HCODE+65
IE 32210 POSITION 0,16:? CHR$(HCODE);CHR$
(LCODE)
VG 32220 POSITION 2,13:? "If CODE does no
t match Press ■■■■■■ and edit line a
bove.":GOTO 32050
```

ERROR FILE

INCOME TAX SPREADSHEET

February '85

To squeeze characters into cells E68-E75, eliminate all spaces and leave out 'THEN' and 'ELSE'. These words may be added after the formula has been accepted.

KOOKY'S QUEST

February '85

The following line is missing:
2100 FOR S=32 TO 16 STEP
-4: SOUND 0,S,14,10: EA=EA
*EA*EA: SOUND 0,0,0,0: EA=1
^0:NEXT S

DRUM SYNTH

February '85

In Figure 1, the "ART" should be the Fuji (inverse) symbol.

MISSING INFOBITS

DECEMBER '84

The AL source listing for Infobits (Dec. '84) was left out of the previous issue. You'll find it in the Jan. '85 Software Library.

ADVENT X-5

November '84

Missing line: 8020 RUN.
Also, cassette owners should change the 138 in line 4005 to 130. The TYPO II code for line 1005 is EJ.

ADVENTURE ISLAND

November '84

Line 837 is missing its last item of data, a 4. Also, it will not run with DOS XL.


THE EIGHT QUEENS PROBLEM

Article on page 33.

LISTING 1

```
JU 5 REM THE EIGHT QUEENS PROBLEM
QK 6 REM BY ANGELO GIAMBRA
QO 7 REM ANTIC MAGAZINE
MJ 10 GOTO 210
SP 20 IF COL(ROW)>8 THEN 160
RP 30 FOR I=1 TO 8:IF A(I, COL(ROW))=1 THEN
  N STARTOVER=1:I=8
IS 40 NEXT I
JB 50 IF STARTOVER THEN STARTOVER=0:COL(ROW)=
  COL(ROW)+1:GOTO 20
UO 60 FOR CT=1 TO 4
AP 70 INC=(CT=1 OR CT=2)*-1+(CT=3 OR CT=4)
  :INC1=(CT=1 OR CT=4)*-1+(CT=2 OR CT=3)
HJ 80 X=ROW+INC:Y=COL(ROW)+INC1:IF X<1 OR
  X>8 OR Y<1 OR Y>8 THEN 120
AE 90 IF A(X,Y)=1 THEN STARTOVER=1:GOTO 50
MP 100 X=X+INC:Y=Y+INC1:IF X<1 OR X>8 OR
  Y<1 OR Y>8 THEN 120
SG 110 GOTO 90
NB 120 NEXT CT
JZ 130 A(ROW, COL(ROW))=1:COLOR 1:SOUND 0,
  50,10,10
CY 140 T=COL(ROW)+5:Q=ROW:POSITION T,Q:
  #6;"!":SOUND 0,0,0,0:ROW=ROW+1:IF ROW=
  9 THEN 280
EV 150 COL(ROW)=1:GOTO 30
SL 160 ROW=ROW-1:A(ROW, COL(ROW))=0:SOUND
  0,100,10,8
IR 170 COLOR 0:T=COL(ROW)+5:Q=ROW:POSITIO
  N T,Q: #6;" " :SOUND 0,0,0,0
DV 180 COL(ROW)=COL(ROW)+1:IF COL(ROW)=9
```

```
AND ROW=1 THEN 320
AL 190 IF COL(ROW)=9 THEN 160
PX 200 GOTO 30
MN 210 DIM A(8,8),COL(8),C(8,8)
IG 220 ? "K++++▶STARTING POSITION (1-8)":
  :INPUT C
CA 230 OPEN #1,4,0,"K":X=1:COLOR 1
QN 240 FOR I=1 TO 8:FOR Z=1 TO 8:A(I,Z)=0
  :NEXT Z:NEXT I
DW 250 FOR I=1 TO 8:COL(I)=I:NEXT I:COL(1)
  J=C
TR 260 GOSUB 340
UR 270 ROW=1:5=0:GOTO 130
YP 280 5=5+1: ? " SOLUTION " :S:
  ? " PRESS ANY KEY+"
AA 290 FOR I=1 TO 10:SETCOLOR 4,15,4:FOR
  Z=1 TO 10:SOUND 0,Z*2,10,10:SOUND 1,Z*
  10,10,10:NEXT Z
TJ 300 SETCOLOR 4,0,0:FOR Z=1 TO 10:NEXT
  Z:NEXT I:SOUND 0,0,0,0:SOUND 1,0,0,0
UZ 310 GET #1,CH: ? "
  ++":GOTO 160
HK 320 ? "+ DONE "
NP 330 GOTO 330
JE 340 DIM X$(1),PL$(2048):PL$(1)=CHR$(0)
  :PL$(2048)=CHR$(0):PL$(2)=PL$(A=ADR(PL
  $)):PMBASE=INT(A/1024)*1024
VW 350 IF PMBASE<A THEN PMBASE=PMBASE+102
  4
JE 360 5=PMBASE-A+1:POKE 106,144:POKE 106
  ,PEEK(106)-4
VT 370 POKE 106,PEEK(106)-16:GRAPHICS 2:P
  OKE 704,34:POKE 705,34:POKE 710,0:POKE
  709,0:POKE 710,40:POKE 559,0
GU 380 POKE 752,1: ? " EIGHT QUEENS
  PROBLEM":POKE 756,PEEK(106):Z=PEEK(106)
  *256
RE 390 DATA 85,85,127,28,28,127
YN 400 FOR I=57344 TO 57344+512:POKE Z,PE
  EK(I):Z=Z+1:NEXT I:Z=PEEK(106)*256+9
CV 410 FOR I=1 TO 6:READ A:POKE Z,A:Z=Z+1
  :NEXT I
GY 420 POKE 706,34:POKE 707,34:POKE 53248
  ,96:POKE 53249,112:POKE 53250,128:POKE
  53251,144
SS 430 FOR I=408 TO 471:PL$(5+I,5+I)=CHR$(
  255):NEXT I
CG 440 X1=63:X5=CHR$(240):X=535:GOSUB 500
  :X=663:GOSUB 500:X=791:GOSUB 500:X=919
  :GOSUB 500
EO 450 X1=55:X5=CHR$(15):X=543:GOSUB 500:
  X=671:GOSUB 500:X=799:GOSUB 500:X=927:
  GOSUB 500
GY 460 POKE 53277,3:POKE 54279,PMBASE/256
JK 470 FOR I=0 TO 3:POKE 53256+I,1:NEXT I
  :POKE 559,46
QN 480 POKE 53252,95:POKE 53253,161:POKE
  711,34:POKE 623,20
Z5 490 RETURN
ON 500 FOR I=X TO X+X1 STEP 16:FOR D=1 TO
  8:PL$(5+I+D,5+I+D)=X5:NEXT D:NEXT I:I
  F X1=63 THEN PL$(5+X)=CHR$(255)
WR 510 PL$(5+X+X1+1,5+X+X1+1)=CHR$(255):R
  ETURN
```



SECRET AGENT

Article on page 37.

LISTING 1

```

HU 100 REM SECRET AGENT
KW 110 REM BY JOHN T. SMITH
UC 120 REM ANTIC MAGAZINE
CW 1000 GOSUB 25000
ZC 2000 DIM A$(1),AKEY$(25),DASH$(25),M$(
2000),T$(2000),MSCR$(500)
IR 2050 DIM INFILES(15),OUTFILES(15),BL$(
40),L$(12)
DL 2100 BL$(1)=" ":BL$(40)=BL$:BL$(2)=BL$
WZ 2150 LO=31:HI=90
CT 4000 REM ***MAIN MENU***
ZZ 4050 ? CHR$(125):POKE 710,160:POKE 712
,48
FX 4120 ? :? :? " SECRET AGENT
":? :?
II 4140 ? " MAIN MENU ":? :?
:?
QP 4170 ? "MAKE YOUR SELECTION":?
WQ 4200 ? " 1--TO SELECT A NEW KEYWORD"
HR 4210 ? " 2--TO ENCODE A MESSAGE"
AZ 4220 ? " 3--TO DECODE A MESSAGE"
YN 4230 ? " 4--TO DISPLAY CURRENT KEYWO
RD"
RW 4240 ? " 5--TO END PROGRAM":?
TQ 4300 ? " ";
YJ 4310 TRAP 4300:INPUT CHOICE:TRAP 40000
LN 4320 CHOICE=INT(CHOICE):IF CHOICE<1 OR
CHOICE>5 THEN 4300
UZ 4360 IF CHOICE=5 THEN END
VR 4370 IF CHOICE=4 THEN GOSUB 12000:GOTO
4050
JM 4390 IF CHOICE=2 OR CHOICE=3 THEN GOSU
B 6000:GOTO 4050
PC 4400 IF CHOICE=1 THEN GOSUB 5000:GOTO
4050
BQ 5000 REM ***KEYWORD SECTION***
II 5110 ? CHR$(125):POKE 710,210:POKE 712
,130
DA 5115 DASH$(1)="-":DASH$(25)=DASH$:DASH
$(2)=DASH$
EL 5120 AKEY$=BL$:A$(1,1)=BL$
KS 5130 ? :? :? " KEYWORD "
:? :? :?
JF 5140 ? "LENGTH OF KEYWORD (1 TO 25)";
FK 5145 TRAP 5140:INPUT KEYLIM:TRAP 40000
YJ 5150 KEYLIM=INT(KEYLIM):IF KEYLIM<1 OR
KEYLIM>25 THEN 5140
TU 5160 DASH$=DASH$(1,KEYLIM)
EX 5190 ? :? :? "ENTER YOUR ":KEYLIM;" CH
ARACTER KEYWORD"
TK 5200 ? "ONE CHARACTER AT A TIME":? :?
:?
XC 5250 FOR J=1 TO KEYLIM
PT 5260 ? "CHARACTER ":J;" : ";
DY 5270 TRAP 5270:INPUT A$:TRAP 40000
NP 5280 M=ASC(A$)
EL 5290 IF M>HI OR M<=LO THEN POP :GOTO 5
400
DR 5300 AKEY$(J,J)=A$
FN 5310 NEXT J
EH 5330 ? :? :? :? :? "YOUR KEYWORD IS: "
:?
TJ 5335 ? " ";AKEY$
LH 5340 ? " ";DASH$
GP 5350 FOR N=1 TO 250:NEXT N:RETURN
PF 5400 ? :? :? " INVALID CHARACTER
R":? :?
PD 5430 ? "KEYWORD CHARACTER ":A$
MB 5440 ? "IS NOT IN THE AUTHORIZED LIST.
"
VJ 5450 ? "PLEASE CHOOSE A NEW KEYWORD."
VJ 5460 FOR N=1 TO 300:NEXT N:GOTO 5110
RN 6000 REM ***ENCODING/DECODING SECTION*
**
GG 6020 ? CHR$(125)
JP 6050 M$(1)="" :M$(2000)=M$:M$(2)=M$:T$=
M$
TF 6075 L=LEN(AKEY$):IF L<>0 THEN 6190
RU 6090 POKE 710,48:POKE 712,130:POSITION
10,6:PRINT " NO KEYWORD FOUND "
AW 6100 POSITION 10,10:PRINT " PLEASE CHO
OSE KEYWORD FIRST "
GA 6110 FOR N=1 TO 250:NEXT N:RETURN
KC 6190 ? CHR$(125):POKE 710,0:POKE 712,4
6220 ? :? :? :? " INPUT/OUT
PUT CONTROL ":? :? :?
QG 6240 ? "SELECT INPUT DEVICE":?
BR 6250 ? " 1--KEYBOARD"
ME 6255 ? " 2--DISK"
SF 6260 ? " 3--CASSETTE":?
UL 6270 ? " ";
XC 6275 TRAP 6270:INPUT IN:TRAP 40000
FE 6280 IF IN<>1 AND IN<>2 AND IN<>3 THEN
6270
ZX 6300 IF IN=1 OR IN=3 THEN 6510
RI 6330 ? CHR$(125):? :? :? " DISK
INPUT FILE ":? :?
GN 6340 INFILES=BL$:L$=BL$
AG 6360 ? :? :? "INPUT FILE NAME: ";
OG 6370 TRAP 6370:INPUT L$:TRAP 40000
ZX 6380 IF L$="" THEN 6340
VL 6390 L=LEN(L$)
XV 6410 ? :? "DISK DRIVE NUMBER: ";
CK 6420 TRAP 6420:INPUT A$:TRAP 40000
AP 6430 IF A$="" OR A$=" " THEN A$="1"
ZC 6440 IF A$<"1" AND A$<"2" AND A$<"3
" AND A$<"4" THEN 6410
DW 6450 INFILES(1,1)="D":INFILES(2,2)=A$:
INFILES(3,3)="" :INFILES(4,L+3)=L$
AO 6490 OPEN #1,4,0,INFILES
FM 6510 ? CHR$(125):? :? :?
CK 6520 OUT=1
UL 6530 ? " INPUT/OUTPUT CONTROL
":? :?
JB 6540 ? "OUTPUT WILL APPEAR ON THE SCRE
EN":? :?
HF 6545 ? " SELECT ADDITIONAL OUTPUT DEV
ICES":?
WN 6550 ? " DISK (Y/N) : ";
EX 6560 TRAP 6550:INPUT A$:TRAP 40000
JB 6565 IF A$="Y" THEN OUT=OUT*2
IA 6570 IF A$<"Y" AND A$<"N" THEN 6550
DO 6575 ? :PRINT " PRINTER (Y/N) : ";
IV 6580 TRAP 6575:INPUT A$:TRAP 40000
KK 6585 IF A$="Y" THEN OUT=OUT*3
SD 6590 IF A$<"Y" AND A$<"N" THEN 6575
ZG 6595 ? :? " CASSETTE (Y/N) : ";
IZ 6600 TRAP 6595:INPUT A$:TRAP 40000
KR 6605 IF A$="Y" THEN OUT=OUT*4
UB 6610 IF A$<"Y" AND A$<"N" THEN 6595
TU 6620 IF OUT=1 OR OUT=3 OR OUT=4 OR OUT
=12 THEN 8020
VM 6660 OUTFILES=BL$:L$=BL$
JM 6680 ? CHR$(125):? :? :? " DISK
OUTPUT FILE ":? :?
CJ 6690 ? "OUTPUT FILE NAME: ";

```

continued on next page


```

MC 6700 TRAP 6700:INPUT L5:TRAP 40000
DN 6710 IF L5="" THEN 6660
UY 6720 L=LEN(L5)
YK 6740 ? :? "DISK DRIVE NUMBER: ";
FW 6750 TRAP 6750:INPUT A5:TRAP 40000
BE 6760 IF A5="" OR A5=" " THEN A5="1"
NK 6770 IF A5<>"1" AND A5<>"2" AND A5<>"3
" AND A5<>"4" THEN 6740
EX 6780 OUTFILES(1,1)="D":OUTFILES(2,2)=A
5:OUTFILES(3,3)="":OUTFILES(4,L+3)=L5
LA 6820 OPEN #2,8,0,OUTFILES
TA 8000 REM ***ENCIPHERING/DECIPHERING***
YU 8020 ? CHR$(125):POKE 710,192:POKE 712
,112: ? :?
BX 8050 IF CHOICE=2 THEN ? "
ENCODING MESSAGE"
NH 8060 IF CHOICE=3 THEN ? "
DECODING MESSAGE"
HM 8080 IF IN=2 THEN 8300
IV 8090 IF IN=3 THEN 8400
DR 8110 ? :? :? :? :? "ENTER YOUR MESSAGE
."
JL 8120 ? "PRESS RETURN TO END YOUR MESS
AGE."
AM 8130 ? :? " MESSAGE: [";
GM 8160 OPEN #3,4,0,"K:"
TA 8180 M$=""
JU 8190 GET #3,M
BZ 8195 IF M=155 THEN 8280
HY 8200 ML=LEN(M$)
WY 8210 IF M=126 THEN 8250
JV 8215 IF M>HI OR M<=LO THEN 8190
JL 8220 M$(ML+1,ML+1)=CHR$(M)
TZ 8230 ? CHR$(M);
VJ 8240 GOTO 8190
EA 8250 IF ML>1 THEN M$=M$(1,ML-1)
OC 8260 IF ML=1 THEN M$=""
VC 8265 ? CHR$(M);
VS 8270 GOTO 8190
QV 8280 ? "J":CLOSE #3:GOTO 8700
KD 8300 REM ***DISK INPUT***
SJ 8310 M$=""
QE 8320 ? :? :? :? " DISK INPUT"
IK 8330 GET #1,M
BP 8340 IF M=155 THEN 8380
FO 8345 IF M>HI OR M<=LO THEN 8330
IP 8350 ML=LEN(M$)
JZ 8360 M$(ML+1,ML+1)=CHR$(M)
TS 8370 GOTO 8330
WE 8380 CLOSE #1:GOTO 8700
BX 8400 REM ***CASSETTE INPUT***
NY 8430 ? :? :? :? " CASSETTE INPUT"
:? :?
FB 8440 ? "PREPARE CASSETTE PLAYER."
DS 8450 ? :? "PRESS RETURN WHEN READY."
BO 8480 OPEN #4,4,0,"C:"
TJ 8490 M$=""
JM 8500 GET #4,M
BI 8510 IF M=155 THEN 8560
DM 8520 IF M>HI OR M<=LO THEN 8500
IN 8530 ML=LEN(M$)
JX 8540 M$(ML+1,ML+1)=CHR$(M)
TB 8550 GOTO 8500
PF 8560 CLOSE #4
TJ 8690 REM ***TRANSLATION SECTION***
II 8700 ML=LEN(M$)
KX 8710 IF ML<>0 THEN 8800
UQ 8730 ? :? :? :? " NO MESSAGE"
GX 8740 FOR N=1 TO 250:NEXT N:RETURN
QD 8800 ? :? :POKE 752,1
WP 8840 J=1
PV 8850 FOR I=1 TO ML
MF 8860 M=ASC(M$(I,I))
UI 8880 IF M>HI OR M<=LO THEN INDEX=M:GOT
0 8990
WY 8910 IF CHOICE=2 THEN INDEX=M+ASC(AKEY
$(J,J))
ME 8930 IF CHOICE=3 THEN INDEX=M-ASC(AKEY

```

```

$(J,J))+CHI-LO)
BS 8950 IF INDEX>HI THEN INDEX=INDEX-(CHI-
LO)
BV 8960 IF INDEX>HI THEN INDEX=INDEX-(CHI-
LO)
EV 8970 IF INDEX<=LO THEN INDEX=INDEX+(CHI
-LO)
KF 8990 T$(I,I)=CHR$(INDEX)
OT 9000 POSITION 15,20
KE 9020 IF CHOICE=2 THEN ? "ENCODING"
AE 9030 IF CHOICE=3 THEN ? "DECODING"
AX 9050 SOUND 0,0,1,12:FOR N=1 TO 2:NEXT
N:SOUND 0,0,0,0
QQ 9080 POSITION 15,20: ? "
IX 9090 IF J>=KEYLIM THEN J=0
LB 9100 J=J+1
FF 9120 NEXT I
GW 9140 POKE 752,0:T$=T$(1,ML)
ZM 9170 IF OUT=1 THEN 9700
PK 9180 IF OUT=2 OR OUT=6 THEN 9460
ZX 9190 IF OUT=3 THEN 9600
BA 9200 REM ***CASSETTE OUTPUT***
AL 9220 ? CHR$(125): ? :? :? " CASSET
TE OUTPUT": ? :?
JV 9230 ? "PREPARE CASSETTE PLAYER."
ZT 9240 ? :? "PRESS RETURN WHEN READY."
:? :? :?
KN 9265 POKE 53775,35:POKE 53768,40:POKE
53764,0:POKE 53766,0:POKE 53773,255
DM 9270 OPEN #4,8,0,"C:"
PT 9280 FOR I=1 TO ML
PJ 9290 M=ASC(T$(I,I))
PT 9300 PUT #4,M
FG 9310 NEXT I
JL 9320 M=155
QC 9330 PUT #4,M
OZ 9350 CLOSE #4
BD 9370 IF OUT=4 THEN 9700
VY 9380 IF OUT=12 THEN 9600
EY 9440 REM ***OUTPUT TO DISK***
WB 9460 ? CHR$(125): ? :? :? :? "
DISK OUTPUT"
QL 9465 FOR I=1 TO ML
PH 9470 M=ASC(T$(I,I))
PX 9480 PUT #2,M
GG 9490 NEXT I
JJ 9500 M=155
PE 9510 PUT #2,M
NU 9520 CLOSE #2
NG 9540 IF OUT=2 OR OUT=8 THEN 9700
FV 9600 REM ***PRINTER OUTPUT***
CT 9610 LPRINT :LPRINT :LPRINT
ZB 9620 IF CHOICE=2 THEN LPRINT "
ENCODED MESSAGE"
IX 9630 IF CHOICE=3 THEN LPRINT "
DECODED MESSAGE"
AK 9650 LPRINT :LPRINT :LPRINT :LPRINT "
MESSAGE: [";T$;"]"
OH 9700 REM ***SCREEN OUTPUT***
GO 9740 SN=INT(ML/500)+1
VF 9760 FOR I=1 TO SN
GD 9780 MSCR$(1)="":MSCR$(500)=MSCR$:MSCR
$(2)=MSCR$
EW 9790 ? CHR$(125): ? :? :? :?
AC 9820 IF CHOICE=2 THEN ? "
ENCODED MESSAGE"
AY 9830 IF CHOICE=3 THEN ? "
DECODED MESSAGE": ? :? :?
MD 9860 SCREND=I*500
WR 9870 IF ML<SCREND THEN SCREND=ML
VT 9880 MSCR$=T$(1+(I-1)*500,SCREND)
BG 9900 ? " MESSAGE: [";MSCR$;"]": ?
:? :?
KG 9950 IF SCREND>=ML THEN POP :GOTO 1013
0
SD 9960 ? "PRESS RETURN TO CONTINUE"
JO 9970 TRAP 9970:INPUT A5:TRAP 40000
GO 9990 NEXT I

```



```

AF 10130 ? :? :? " MESSAGE COMP
   LATED":? :?
WI 10180 ? "PRESS RETURN TO CONTINUE"
CG 10190 TRAP 10190:INPUT AS:TRAP 40000:R
   ETURN
KZ 12000 REM ***CURRENT KEYWORD DISPLAY***
   *
UZ 12010 ? CHR$(125):DASH$(1)="--":DASH$(2
   5)=DASH$:DASH$(2)=DASH$
ZJ 12020 L=LEN(AKEY$):IF L<>0 THEN 12130
UU 12040 POKE 710,48:POKE 712,130
HU 12060 POSITION 14,6:? "NO KEYWORD EXT
   STS"
RN 12080 POSITION 10,10:? "PLEASE CHOOSE
   KEYWORD FIRST"
HZ 12090 FOR N=1 TO 300:NEXT N:RETURN
GR 12130 POKE 710,208:POKE 712,130:DASH$=
   DASH$(1,KEYLIM)
VY 12160 ? :? :? :? " CURRENT KEY
   WORD":? :? :?
LH 12190 ? "YOUR CURRENT KEYWORD IS: ":?

```

```

EG 12200 ? " ";AKEY$
WT 12220 ? " ";DASH$
LN 12270 ? :? :? :? "PRESS RETURN TO CON
   TINUE"
YD 12300 TRAP 12300:INPUT AS:TRAP 40000:R
   ETURN
QZ 25000 ? CHR$(125):GRAPHICS 2+16
QA 25100 POSITION 5,4:PRINT #6;"SECRET AG
   ENT"
AO 25110 POSITION 7,7:PRINT #6;"BY"
YL 25120 POSITION 7,8:PRINT #6;"JOHN T. S
   MITH"
GO 25160 FOR N=0 TO 255:SOUND 0,N/2,10,6:
   NEXT N
KZ 25180 FOR N=1 TO 50:SOUND 0,(255-N)/2,
   10,4:NEXT N
VS 25190 FOR N=0 TO 255:SOUND 0,255-N/2,1
   0,4:NEXT N
BB 25200 FOR N=1 TO 64:SOUND 0,N,10,6:NEX
   T N
SZ 25250 SOUND 0,0,0,0:GRAPHICS 0:RETURN

```

menu-driven S.A.M. talk!

SPEECH EDITOR

Article on page 45.

LISTING 1

```

MH 10 REM S.A.M. SPEECH EDITOR
EZ 20 REM BY MARK GIAMBRUNO
RH 30 REM ANTIC MAGAZINE
OL 40 REM WARNING! THIS PROGRAM REQUIRES
   S.A.M. AND WILL LOCK UP YOUR COM-
   PUTER WITHOUT IT.
NJ 50 REM PLEASE READ THE SPEECH EDITOR
   ARTICLE BEFORE USING THIS PROGRAM.
TR 70 GRAPHICS 0:SETCOLOR 1,0,8:SETCOLOR
   2,6,0:POKE 752,1:IF PEEK(8192)<>104 TH
   EN GOTO 1760
VM 80 DIM SAM$(255),NSAM$(255),NREG$(255)
   ,TEMPFN$(12),FN$(14),CHOICES(1),DIR$(1
   7)
GQ 90 SAM=8192:LIGHTS=8210:SPEED=72:PITCH
   =64:THROAT=128:MOUTH=128:CONSOLE=53279
   :CHOICE=1:COUNT=0:SAMFLAG=1
WY 100 SPEEDREG=8208:PITCHREG=8209:THROAT
   REG=18050:MOUTHREG=18051
VV 110 REM MENU
LL 120 ? CHR$(125):POSITION 11,1:? " SPE
   ECH EDITOR"
GG 130 POSITION 12,3:? " | "
QW 140 POSITION 12,4:? " | INPUT: SAM | "
OL 150 POSITION 12,5:? " | LIGHTS: OFF | "
ZN 160 POSITION 12,6:? " | SPEED: 72 | "
JH 170 POSITION 12,7:? " | PITCH: 64 | "
BU 180 POSITION 12,8:? " | KNOBS: ON | "
UC 190 POSITION 12,9:? " | THROAT: 128 | "
QG 200 POSITION 12,10:? " | MOUTH: 128 | "
RR 210 POSITION 12,11:? " | "
PC 220 POSITION 6,13:? "USE SELECT TO C
   HOOSE ITEM":POSITION 6,14:? "USE OPTI
   ON/↵ TO ALTER ITEM"
SY 230 POSITION 6,15:? "USE START TO EN
   TER PHRASE":POSITION 6,16:? "USE CTRL
   -R TO RESET EDITOR"
OL 240 POSITION 6,17:? "USE CTRL-Q TO Q
   UIT EDITING":POSITION 6,18:? "USE ESC
   TO LOAD/SAVE PHRASE"
VU 250 POSITION 2,19:? " "
PF 260 REM CHECK FOR KNOBS

```

```

JG 270 IF PEEK(17800)=104 AND PEEK(23789)
   =104 THEN GOTO 310
RL 280 IF PEEK(17800)=104 AND PEEK(18187)
   =32 THEN POKE 18187,0:GOTO 310
BG 290 IF PEEK(17800)=104 THEN KNOBS=1780
   0:KNOBSIN=1:KNOBSFLAG=1:GOTO 330
ID 300 IF PEEK(23789)=104 THEN KNOBS=2378
   9:KNOBSIN=1:KNOBSFLAG=1:THROATREG=2403
   9:MOUTHREG=24040:GOTO 330
UA 310 KNOBSIN=0:KNOBSFLAG=0:POSITION 22,
   8:? "N/A":POSITION 22,9:? "----":POSITI
   ON 22,10:? "----"
KN 320 REM MAIN LOOP
WE 330 POKE 754,255
NE 340 IF PEEK(CONSOLE)=6 THEN GOSUB 440
QN 350 IF PEEK(CONSOLE)=5 THEN GOSUB 560
OW 360 IF PEEK(CONSOLE)=3 THEN GOSUB 650
QD 370 IF PEEK(754)=168 THEN POKE 754,255
   :POKE LIGHTS,0:RUN
US 380 IF PEEK(754)=175 THEN POKE 752,0:P
   OKE 754,255:POKE 764,255:GRAPHICS 0:NE
   W
BY 390 IF PEEK(754)=28 THEN POKE 754,255:
   GOSUB 1160
NV 400 GOTO 340
GA 410 REM DELAY SUBROUTINE
EH 420 FOR DELAY=0 TO 30:NEXT DELAY:RETUR
   N
RV 430 REM START SUBROUTINE
ZY 440 POKE 754,255:POKE 764,255:POKE SPE
   EDREG,SPEED:POKE PITCHREG,PITCH
YB 450 IF KNOBSFLAG<>0 THEN POKE THROATRE
   G,THROAT:POKE MOUTHREG,MOUTH:A=USR(KNO
   BS)
DF 460 IF SAMFLAG=1 THEN SAM$=NSAM$
UG 470 IF SAMFLAG=0 THEN SAM$=NREG$
IZ 480 POKE 703,4:POKE 752,0:ROW=0:IF LEN
   (SAM$)<76 THEN ROW=1
JD 490 POKE 656,ROW:? SAM$:POKE 656,ROW:P
   OKE 657,1:INPUT SAM$:IF LEN(SAM$)>=114
   THEN SAM$(114)="
IZ 500 POKE 752,1:? CHR$(125):POKE 703,24

```

continued on next page


```

AT 510 A=USR(SAM)
AI 520 IF SAMFLAG=1 THEN NSAMS=SAMS
SS 530 IF SAMFLAG=0 THEN NRECS=SAMS
ZJ 540 RETURN
BA 550 REM SELECT SUBROUTINE
TH 560 GOSUB 420
CD 570 IF CHOICE=1 THEN CHOICE=2:POSITION
14,4:? "INPUT:":POSITION 14,5:? "LIGH
TS":RETURN
CE 580 IF CHOICE=2 THEN CHOICE=3:POSITION
14,5:? "LIGHTS:":POSITION 14,6:? "SPE
ED":RETURN
QI 590 IF CHOICE=3 THEN CHOICE=4:POSITION
14,6:? "SPEED:":POSITION 14,7:? "PITCH
":RETURN
ZG 600 IF CHOICE=4 THEN CHOICE=5:POSITION
14,7:? "PITCH:":POSITION 14,8:? "KNOB
S":RETURN
GP 610 IF CHOICE=5 THEN CHOICE=6:POSITION
14,8:? "KNOBS:":POSITION 14,9:? "THRO
AT":RETURN
QJ 620 IF CHOICE=6 THEN CHOICE=7:POSITION
14,9:? "THROAT:":POSITION 14,10:? "M
OUTH":RETURN
FZ 630 IF CHOICE=7 THEN CHOICE=1:POSITION
14,10:? "MOUTH:":POSITION 14,4:? "LIGH
TS":RETURN
LV 640 REM OPTION SUBROUTINE
QO 650 IF CHOICE=1 THEN GOTO 730
WP 660 IF CHOICE=2 THEN GOTO 780
ZJ 670 IF CHOICE=3 THEN GOTO 890
PU 680 IF CHOICE=4 THEN GOTO 1030
TD 690 IF CHOICE=5 THEN GOTO 820
TS 700 IF CHOICE=6 THEN GOTO 1060
PW 710 IF CHOICE=7 THEN GOTO 1110
YF 720 REM SAM OR REC OPTION
TD 730 GOSUB 420
PU 740 IF SAMFLAG=0 THEN SAM=8192:SAMFLAG
=1:POSITION 22,4:? "SAM":RETURN
WZ 750 IF SAMFLAG=1 AND PEEK(18187)<>32 T
HEN GOTO 1700
SL 760 SAM=8199:SAMFLAG=0:POSITION 22,4:?
"REC":RETURN
AU 770 REM LIGHTS ON/OFF OPTION
TN 780 GOSUB 420
TH 790 IF SPEEDREG=8208 THEN SPEEDREG=820
6:PITCHREG=8207:POKE LIGHTS,1:POSITION
22,5:? "ON":RETURN
UM 800 SPEEDREG=8208:PITCHREG=8209:POKE L
IGHTS,0:POSITION 22,5:? "OFF":RETURN
KU 810 REM KNOBS SUBROUTINE
GR 820 IF KNOBSIN=0 THEN GOTO 1710
TE 830 GOSUB 420
TO 840 IF KNOBSFLAG=0 THEN KNOBSFLAG=1:PO
SITION 22,8:? "ON":POSITION 22,9:? "
":POSITION 22,10:? " ":GOTO 870
VA 850 KNOBSFLAG=0:POKE THROATREG,128:POK
E MOUTHREG,128:A=USR(KNOBS):POSITION 2
2,8:? "OFF"
MW 860 POSITION 22,9:? "----":POSITION 22,
10:? "----":RETURN
ZX 870 POSITION 22,9:? THROAT:POSITION 22
,10:? MOUTH:RETURN
EN 880 REM SPEED SUBROUTINE
JO 890 VALUE=SPEED:X=22:Y=6:GOSUB 920
VQ 900 SPEED=VALUE:RETURN
DS 910 REM PRINT VALUE SUBROUTINE
AR 920 IF PEEK(764)=15 THEN VALUE=VALUE-1
:GOTO 940
AO 930 VALUE=VALUE+1
GD 940 IF VALUE<0 THEN VALUE=255:GOTO 980
QO 950 IF VALUE>255 THEN VALUE=0
PY 960 IF VALUE<10 THEN POSITION X+1,Y:?
" ":GOTO 980
FV 970 IF VALUE<100 THEN POSITION X+2,Y:?
" "
MH 980 POSITION X,Y:? VALUE
TY 990 IF COUNT<5 THEN COUNT=COUNT+1:FOR
DLAY=0 TO 30:NEXT DLAY
EW 1000 IF PEEK(CONSOLE)=3 THEN GOTO 920
EC 1010 POKE 764,255:COUNT=0:RETURN
UA 1020 REM PITCH SUBROUTINE
WH 1030 VALUE=PITCH:X=22:Y=7:GOSUB 920
HE 1040 PITCH=VALUE:RETURN
YQ 1050 REM THROAT SUBROUTINE
EB 1060 IF KNOBSIN=0 THEN GOTO 1710
TJ 1070 IF KNOBSFLAG=0 THEN GOTO 1690
YU 1080 VALUE=THROAT:X=22:Y=9:GOSUB 920
EM 1090 THROAT=VALUE:RETURN
EF 1100 REM MOUTH SUBROUTINE
DO 1110 IF KNOBSIN=0 THEN GOTO 1710
SW 1120 IF KNOBSFLAG=0 THEN GOTO 1690
WT 1130 VALUE=MOUTH:X=22:Y=10:GOSUB 920
OJ 1140 MOUTH=VALUE:RETURN
SZ 1150 REM LOAD/SAVE MENU
QX 1160 TRAP 1650
GT 1170 OPEN #1,4,0,"K:":POKE 764,255:POS
ITION 4,20:? "DIRECTORY, LOAD OR SAVE
PHRASE?";
JN 1180 POKE 694,0:POKE 702,64:GET #1,KEY
:IF KEY=68 OR KEY=76 OR KEY=83 THEN ?
CHRS(KEY):GOTO 1200
NK 1190 ? "Q":GOTO 1180
JZ 1200 IF KEY<>68 THEN GOTO 1340
NV 1210 REM SHOW DIRECTORY
SA 1220 CLOSE #1:TRAP 1270:POKE 703,4:POK
E 754,255:OPEN #1,6,0,"D:*.*)"
XN 1230 ? CHRS(125):INPUT #1,DIRS:POKE 65
6,0:? DIRS;" "":INPUT #1,DIRS:? DIRS
JM 1235 INPUT #1,DIRS:? DIRS;" "":INPUT
#1,DIRS:? DIRS
UI 1240 IF DIRS(5)="FREE SECTORS" THEN GO
TO 1280
YP 1250 GOSUB 1300
WA 1260 POKE 754,255:GOTO 1230
OE 1270 ?
YY 1280 GOSUB 1300
BN 1290 CLOSE #1:? CHRS(125):POKE 703,24:
POKE 754,255:RETURN
DN 1300 ? " HIT ANY KEY TO CONTINUE
"
KR 1310 IF PEEK(754)<>255 OR PEEK(CONSOLE
)<>7 THEN POKE 754,255:POKE 764,255:RE
TURN
OK 1320 GOTO 1310
XM 1330 REM ENTER FILENAME
SK 1340 FNS="D:":POKE 752,0:? " ENTER FI
LENAME,EXT "":
PJ 1350 POKE 694,0:POKE 702,64:GET #1,FN
MS 1360 IF (FN>47 AND FN<58) OR (FN>64 AN
D FN<91) THEN ? CHRS(FN):FNS(LEN(FNS)
+1)=CHRS(FN):GOTO 1350
WJ 1370 IF FN=126 THEN FNS(LEN(FNS))="":?
CHRS(FN):GOTO 1350
ES 1380 IF FN<>155 THEN ? "Q":GOTO 1350
ON 1390 POKE 752,1:?
HF 1400 IF KEY=76 THEN ? " REPLACE EXIST
ING VALUES? (Y/N) ":POKE 694,0:POKE 70
2,64:GET #1,KEY
YZ 1410 CLOSE #1:POSITION 0,20:? "++++"
YH 1420 IF KEY=83 THEN GOTO 1590
YH 1430 REM LOAD PHRASE
OA 1440 OPEN #1,4,0,FNS
OJ 1450 TRAP 1550:SAMS=""
TM 1460 IF KEY<>89 THEN GET #1,NSAMFLAG:F
OR L=1 TO 6:GET #1,Z:NEXT L:IF NSAMFLA
G<>SAMFLAG THEN GOSUB 740
OT 1470 IF KEY<>89 THEN GOTO 1540
CA 1480 GET #1,NSAMFLAG:GET #1,NLIGHTS:GE
T #1,SPEED:GET #1,PITCH:GET #1,NKNOBSF
LAG:GET #1,THROAT:GET #1,MOUTH
HE 1485 IF NSAMFLAG=0 AND PEEK(18187)<>32
THEN GOTO 1500
OA 1490 IF NSAMFLAG<>SAMFLAG THEN GOSUB ?
40
KE 1500 IF NLIGHTS<>PEEK(LIGHTS) THEN GOS

```



```

HEN ? "Q":GOTO 500
DN 530 OKAY=0:IF (A>64 AND A<91) OR A=46
OR (A>47 AND A<58) THEN OKAY=1
UU 540 IF OKAY THEN POSITION X,Y:? CHR$(A
);:FILES(LEN(FILES)+1)=CHR$(A):X=X+1:G
OTO 500
IN 550 IF A<>ASC("4") THEN 500
WD 560 IF LEN(FILES)=1 THEN X=9:FILES="":
POSITION X,Y:? #6;"-";:GOTO 500
ZV 570 IF NOT LEN(FILES) THEN 500
JW 580 X=X-1:POSITION X,Y:? #6;"-";:POSIT
ION X,Y:FILES=FILES(1,LEN(FILES)-1):GO
TO 500
OL 590 FILENAMES(4)=FILES
KM 600 TRAP 260:OPEN #1,4,0,FILENAMES:TRA
P 40000
KE 610 X=USR(ADR(BGETS),16,FIRSTSC,7680)
DZ 620 P0=0:P1=52:P2=136:P3=162
NB 630 IF X>128 THEN 650
DG 640 GET #1,P0:GET #1,P1:GET #1,P2:GET
#1,P3
LM 650 CLOSE #1
CE 660 P0$=CHR$(P0):P0$(192)=P0$:P0$(2)=P
0$
HP 670 P1$=CHR$(P1):P1$(192)=P1$:P1$(2)=P
1$
NA 680 P2$=CHR$(P2):P2$(192)=P2$:P2$(2)=P
2$
SL 690 P3$=CHR$(P3):P3$(192)=P3$:P3$(2)=P
3$
JH 700 X=4
DM 710 X=X+1:IF X>LEN(FILENAMES) THEN 740
HQ 720 IF FILENAMES(X,X)="" THEN 740
QG 730 IF X<12 THEN 710
RL 740 FILENAMES(X)=""P0":X=X+2:POT=ASC("
0")
LB 750 K=ADR(P0$):GOSUB 850:POKE 1566,LO:
POKE 1567,HI
CK 760 K=ADR(P1$):GOSUB 850:POKE 1545,LO:
POKE 1546,HI
CW 770 K=ADR(P2$):GOSUB 850:POKE 1554,LO:
POKE 1555,HI
TZ 780 K=ADR(P3$):GOSUB 850:POKE 1560,LO:
POKE 1561,HI
WQ 790 GOSUB 940
YM 800 IF PEEK(53279)<>6 THEN 800
VR 810 POKE 54286,64:POKE 560,SECONDL:POK
E 561,SECONDH:GOTO 260
QL 830 REM FILL COLOR POTS
PY 850 TRAP 870
DQ 860 OPEN #1,4,0,FILENAMES:A=USR(ADR(BG
ETS),16,K,192)
CM 870 CLOSE #1:TRAP 40000
LB 880 POT=POT+1:FILENAMES(X,X)=CHR$(POT)
WI 890 RESTORE K:LO=PEEK(183):HI=PEEK(184
):RETURN
TM 910 REM INSTALL DLI, PUT PICTURE ON
QI 920 REM SCREEN
ND 940 POKE 712,P0:POKE 708,P1:POKE 709,P
2:POKE 710,P3
FD 950 POKE 560,FIRSTL:POKE 561,FIRSTH
OY 960 POKE 512,0:POKE 513,6:POKE 54286,1
92:POKE 559,34:RETURN
QP 980 REM TURN TEXT SCREEN ON
QL 1000 POKE 710,146:POKE 712,144:POKE 70
9,14:POKE 752,1?:POKE 560,SECONDL:PO
KE 561,SECONDH:RETURN
LL 1030 REM (RELOCATABLE)
TM 1050 DATA 72,138,72,162,191,141,10,212
,189,204,204,141,10,212,141,22,208,189
,204,204,141,23,208,189,204
DS 1060 DATA 204,141,24,208,189,204,204,1
41,26,208,202,208,226,104,170,104,64

```

LISTING 2

```

BM 10 REM PRICE PATCHED
TB 20 REM BY P.L. DELL'ERA

```

```

RH 30 REM ANTIC MAGAZINE
LV 70 GRAPHICS 0
BH 80 DIM BUF$(2427)
XD 90 OPEN #1,4,0,"D:PAINTER.EXE"
ET 100 POSITION 2,5:? "READING D:PAINTER.
EXE ..."
VT 110 FOR X=1 TO 2427
BV 120 GET #1,BYTE
UD 130 BUF$(X,X)=CHR$(BYTE)
LT 140 NEXT X
LH 150 CLOSE #1
GF 160 POSITION 2,8:? "PATCHING ..."
ZA 170 FOR X=0 TO 15
GN 180 READ HERE,HOWMANY
XM 190 FOR Y=0 TO HOWMANY
ZP 200 READ BYTE
KC 210 BUF$(Y+HERE,Y+HERE)=CHR$(BYTE)
MA 220 NEXT Y
LS 230 NEXT X
DD 240 POSITION 2,11:? "WRITING D:PATCHED
.EXE ..."
SL 250 OPEN #2,8,0,"D:PATCHED.EXE"
WE 260 FOR X=1 TO 2427
BW 270 PUT #2,ASC(BUF$(X,X))
MC 280 NEXT X
MC 290 CLOSE #2
NS 300 END
NE 310 DATA 366,29
JL 320 DATA 80,97,116,99,104,101
AM 330 DATA 100,32,98,121,32,80
HO 340 DATA 46,32,68,101,108,108
NW 350 DATA 39,69,114,97,32,45
WP 360 DATA 45,65,78,84,73,67
EN 370 DATA 441,3
RR 380 DATA 32,32,32,32
GH 390 DATA 482,2
MN 400 DATA 76,186,88
KR 410 DATA 492,34
JS 420 DATA 48,1,96,169,34,141
KX 430 DATA 47,2,162,96,169,12
NH 440 DATA 157,66,3,32,86,228
QQ 450 DATA 169,3,157,66,3,169
ZQ 460 DATA 204,157,68,3,169,89
US 470 DATA 157,69,3,208,38
ME 480 DATA 566,34
HI 490 DATA 76,0,89,169,0,141
DE 500 DATA 0,208,141,1,208,157
MP 510 DATA 75,3,169,12,157,74
BL 520 DATA 3,32,86,228,160,12
CO 530 DATA 169,32,153,149,87,136
NG 540 DATA 16,250,76,120,88
IQ 550 DATA 602,17
MF 560 DATA 0,169,5,157,66,3
CT 570 DATA 169,149,157,68,3,169
PJ 580 DATA 87,157,69,3,169,13
LV 590 DATA 633,19
IU 600 DATA 160,255,200,185,149,87
AB 610 DATA 201,46,240,4,201,155
WY 620 DATA 208,244,140,90,89,76
KT 630 DATA 61,89
HA 640 DATA 662,4
WF 650 DATA 162,0,189,149,87
GV 660 DATA 692,1
OK 670 DATA 144,226
FA 680 DATA 704,2
KJ 690 DATA 174,90,89
GF 700 DATA 726,2
XY 710 DATA 234,234,234
FV 720 DATA 743,2
IM 730 DATA 76,150,89
HR 740 DATA 806,5
VF 750 DATA 76,211,89,83,58,155
GN 760 DATA 843,2
IY 770 DATA 32,148,88
JO 780 DATA 2419,2
KO 790 DATA 76,154,88
HJ 800 DATA 2426,1
NR 810 DATA 154,88

```


DOT MATRIX DIGITIZER

Article on page 40.

LISTING 1

```

PY 10 REM DIGITIZER
DH 20 REM BY C. JACKSON & S. CHAPMAN
RH 30 REM ANTIC MAGAZINE
CH 40 DIM PICS(7680),PS(80),QS(40),JS(1),
    FNS(20)
UJ 50 ? "Name of picture- <Dev:filename>
    ":INPUT FNS
VZ 60 ? "Contrast setting--":? :? "(1) =
    Low Contrast":? "      (20 minutes to
    process)"
EH 70 ? :? "(2) = High Contrast":? "
    (60 minutes to process)":INPUT CON
BK 80 IF CON=1 OR CON=2 THEN 100
TJ 90 GOTO 60
OI 100 ? "Put a WHITE screen in front of
    the":? "sensor, press [RETURN]":INPU
    T JS
ZM 110 LO=PADDLE(0)
    
```

TECH TIPS

From the *ABCs of Atari Computers*
by David Mentley

BUGS — A bug is an error in logic or structure of a program. The BASIC cartridge and 10K Operating System cartridge are programs which reside in ROM and can only be changed or debugged by changing the ROM chips. Atari, Inc. has provided a Revision B set of ROMs for the Operating System and the Rev. B corrects a few of the bugs. The BASIC cartridge has a few known bugs which may affect your programming. A new Revision C of the BASIC cartridge should fix most of these bugs.

1. LOG(0), CLOG(0), LOG(1), and CLOG(1) will produce erroneous results. Almost all higher level functions will produce an approximation only because of the polynomial expansion algorithm in the floating point program.
2. The BASIC cartridge sometimes locks up during line editing.
3. A string of exactly 256 bytes will sometimes end up in a location not expected if it is moved.
4. An INPUT without a variable does not return an error when interpreted.
5. PRINT X=NOT Y will surrender control of the keyboard (lockup!).
6. Loops with LPRINT commands cannot be interrupted by BREAK.
7. A blank is usually not a problem in Atari BASIC line except when placed between a DIMmed variable and the parentheses containing the array dimension.
8. Control-R and Control-U print out as a semicolon.

From *ABCs of Atari Computers* by David Mentley (available through the Antic Catalog in this issue). Reprinted by permission of Datamost, Inc.

```

OS 120 ? "Put a BLACK screen in front
    of the":? "sensor, press [RETURN]":IN
    PUT JS
PJ 130 HI=PADDLE(0):D=(HI-LO)/15
VT 140 IF CON=2 THEN LO=SQR(LO):HI=SQR(HI
    ):D=(HI-LO)/15
RQ 150 ? "Press [RETURN] to begin":INPUT
    JS
FW 160 CLOSE #1:OPEN #1,8,0,"P:"
RW 170 ? #1:CHR$(27);CHR$(36);CHR$(1)::RE
    M SELECT DOWNLOAD CHARACTER SET
VT 180 ? #1:CHR$(27);CHR$(51);CHR$(0)::RE
    M SET LINEFEED VALUE TO 0
LT 190 ? #1:CHR$(15)::REM CHOOSE CONDENSE
    D MODE
SR 200 ? #1:CHR$(27);CHR$(77);CHR$(1)::RE
    M SET LEFT MARGIN TO 1.
MS 210 ? #1:CHR$(27);CHR$(56)::REM DISREG
    ARD "PAPER-OUT" DETECTOR
OZ 220 ? #1:CHR$(27);CHR$(98);CHR$(1);"."
    ;
CU 230 GRAPHICS 9:AD=PEEK(88)+PEEK(89)*25
    6
GB 240 FOR B=1 TO 7680 STEP 40
PZ 250 ? #1:CHR$(27);CHR$(98);CHR$(135)::
    "EJ";CHR$(4);"." :SOUND 0,66,14,14
KE 260 FOR X=1 TO 80:PS(X,X)=CHR$(PEEK(62
    4))
WF 270 LET TIME=3*256
TO 280 NEXT X:SOUND 0,0,0,0:? #1;".";
RQ 290 C=40:V=0
DW 300 FOR N=1 TO 80 STEP 2
XB 310 IF CON=2 THEN 350
IG 320 V=16*INT((ASC(PS(N+1,N+1))-LO)/D+0
    .5)
KA 330 V=V+INT((ASC(PS(N,N))-LO)/D+0.5)
PJ 340 GOTO 370
WN 350 V=16*INT((SQR(ASC(PS(N+1,N+1)))-LO
    )/D+0.5)
DC 360 V=V+INT((SQR(ASC(PS(N,N)))-LO)/D+0
    .5)
JN 370 IF V>=256 THEN V=255
CY 380 IF V<0 THEN V=0
TG 390 V=255-V
IK 400 POKE AD+B+C-2,V
IF 410 QS(C,C)=CHR$(V):C=C-1:NEXT N
DC 420 PICS(B)=QS:NEXT B
EB 430 CLOSE #1:OPEN #1,8,0,FNS
KJ 440 IO=848:AD=ADR(PICS):ADHI=INT(AD/25
    6):ADLO=AD-ADHI*256
BO 450 POKE IO+2,11:POKE IO+4,ADLO:POKE I
    O+5,ADHI
ES 460 POKE IO+8,0:POKE IO+9,30
BR 470 K=USR(ADR("hhhELV"),16):CLOSE #1
FQ 480 GRAPHICS 0:? FNS;" saved to disk."
YE 490 ? :? "Press [RETURN] to view pictu
    re.":INPUT JS
YO 500 OPEN #1,4,0,FNS
XI 510 GRAPHICS 9
CW 520 POKE IO+2,7:POKE IO+4,PEEK(88):POK
    E IO+5,PEEK(89)
EN 530 POKE IO+8,0:POKE IO+9,30
BM 540 K=USR(ADR("hhhELV"),16):CLOSE #1
PL 550 GOTO 550
    
```


SPLASH IN ACTION!

Article on page 43.

LISTING 1

```

FI 10 REM SPLASH 1
DA 12 REM BY PAUL CHABOT
RN 14 REM ANTIC MAGAZINE
UZ 20 REM MAIN LOOP
OS 22 GOSUB 200
SO 24 GOSUB 100:GOSUB 50
CX 26 POKE 656,3:POKE 657,2
SX 28 ? "[A]-Another      [C]-Clear";
GK 30 K=PEEK(764):IF K=255 THEN 30
OZ 32 POKE 764,255
LH 34 IF K=18 THEN 20
TT 36 GOTO 24
LZ 50 REM SPLASH
SA 52 POKE 712,16*INT(RND(0)*16)+2
ER 60 FOR I=0 TO 319 STEP 5
NN 62 PLOT X,Y:DRAWTO I,0:PLOT X,Y
EB 64 DRAWTO I,159:NEXT I
GL 66 FOR I=0 TO 159 STEP 5
HM 68 PLOT X,Y:DRAWTO 319,I:PLOT X,Y
KS 70 DRAWTO 0,I:NEXT I
AB 72 RETURN
MK 100 REM JOYSTICK
FC 102 POKE 656,3:POKE 657,2
BO 104 ? "[trigger] - SPLASH
";
KP 110 POKE 656,1:POKE 657,9
XE 112 ? X;" , ";Y;" ";
YF 120 ST=STICK(0):IF STRIG(0)=0 THEN 140
NT 122 IF PEEK(764)<255 THEN POKE 764,255
:GOSUB 150
QE 124 IF ST=15 THEN 120
YB 130 IF ST=7 AND X<319 THEN X=X+1
FO 132 IF ST=11 AND X>0 THEN X=X-1
VH 134 IF ST=13 AND Y<159 THEN Y=Y+1
KG 136 IF ST=14 AND Y>0 THEN Y=Y-1
MV 138 GOTO 110
ZF 140 RETURN
OW 150 REM INC STEP
NX 152 S=S+1:IF S>16 THEN S=1
VW 154 POKE 656,1:POKE 657,25: ? S;" ";
IR 156 POKE 712,16*INT(RND(0)*16)+2
AF 158 RETURN
OK 200 REM SETUP
FB 202 GRAPHICS 8:POKE 710,0:POKE 709,14
IC 204 POKE 712,16*INT(RND(0)*16)+2
IQ 206 POKE 752,1:COLOR 1:X=120:Y=60:S=7
WS 210 ? " GR.8      S P L A S H
"
EC 212 ? "CENTER 120 , 60  STEP 7  "
WK 214 ? "      [joystick]      [S]  "
ZI 222 RETURN

```

LISTING 2

```

; SPLASH 2
; Paul Chabot
;
MODULE
BYTE C1=709,C2=710,bor=712,cur=752
,key=764,trow=656,tcol=657,y,s
CARD x

PROC Setup()
Graphics(8):C2=0:C1=14:cur=1:color=1
bor=16*Rand(16)+2:x=120:y=60:s=7
PrintE(" GR.8      S P L A S H ")
PrintE("CENTER 120 , 60  STEP 7 ")
PrintE("      [joystick]      [S] ")
RETURN

```

```

PROC Splash()
CARD i
bor=16*Rand(16)+2
FOR i=0 TO 319 STEP 5 DO
Plot(x,y):DrawTo(i,0)
Plot(x,y):DrawTo(i,159)
OD
FOR i=0 TO 159 STEP 5 DO
Plot(x,y):DrawTo(319,i)
Plot(x,y):DrawTo(0,i)
OD
RETURN

PROC IncStep()
s==+1:bor=16*Rand(16)+2
IF S>16 THEN S=1 FI
trow=1:tcol=25:PrintB(s):Print(" ")
RETURN

PROC Joystick()
BYTE st
trow=3:tcol=2
Print("[trigger] - SPLASH      ")
DO trow=1:tcol=9:st=Stick(0)
PrintC(x):Print(" , "):PrintB(y):Print(" ")
WHILE Stick(0)=15 DO
IF Strig(0)=0 THEN RETURN FI
IF key<255 THEN key=255:IncStep() FI
OD st=Stick(0)
IF st=7 AND x<319 THEN x==+1
ELSEIF st=11 AND x>0 THEN x==--1
ELSEIF st=13 AND y<159 THEN y==+1
ELSEIF st=14 AND y>0 THEN y==--1
FI
OD
RETURN

PROC Main()
DO key=255:Setup()
DO Joystick():Splash()
trow=3:tcol=2
Print("[A]-Another      [C]-Clear")
WHILE key=255 DO OD
IF key=18 THEN EXIT FI
key=255
OD
OD
RETURN

```

LISTING 3

```

; SPLASH 3
; -----
; Gr8
; Paul Chabot
;
MODULE
BYTE ARRAY mask=[128 64 32 16 8 4 2 1]
CARD ARRAY adrow(160)

PROC Clor(BYTE c)
BYTE i
FOR i=0 TO 7 DO
mask(7-i)=c:c==LSH 1
OD
RETURN

PROC Dot(CARD x,BYTE y)
BYTE xb,xr
BYTE ARRAY row
,premask=[127 191 223 239 247 251 253 254]
xb=x RSH 3:xr=x AND 7:row=adrow(y)
row(xb)==&premask(xr) % mask(xr)
RETURN

```



```

PROC BLine(CARD x1, BYTE y1, CARD x2, BYTE y2)
  BYTE y, xf, yf, j
  CARD x, i
  INT a, b, t, dx, dy
  Dot(x1, y1):Dot(x2, y2)
  IF x2>x1 THEN dx=x2-x1:xf=0
  ELSE dx=x1-x2:xf=1 FI
  IF y2>y1 THEN dy=y2-y1:yf=0
  ELSE dy=y1-y2:yf=1 FI
  IF dx<2 AND dy<2 THEN RETURN FI
  x=x1:y=y1
  IF dx>dy THEN a=dy+dy:t=a-dx:b=t-dx
  FOR i=2 TO dx DO
    IF xf=0 THEN x==+1 ELSE x== -1 FI
    IF t<0 THEN t==+a
    ELSE t==+b
    IF yf=0 THEN y==+1 ELSE y== -1 FI
    FI Dot(x, y)
  OD
  ELSE a=dx+dx:t=a-dy:b=t-dy
  FOR j=2 TO dy DO
    IF yf=0 THEN y==+1 ELSE y== -1 FI
    IF t<0 THEN t==+a
    ELSE t==+b
    IF xf=0 THEN x==+1 ELSE x== -1 FI
    FI Dot(x, y)
  OD
  FI
RETURN

```

```

PROC Gr8()
  BYTE bor=710, i
  CARD sa=88
  Graphics(8):bor=18:adrow(0)=sa
  FOR i=1 TO 159 DO
    adrow(i)=adrow(i-1)+40
  OD
RETURN

```

```

;-----
; Variant of SPLASH
;
MODULE
  BYTE c1=709, c2=710, bor=712, cur=752
    , key=764, trow=656, tcol=657, y, s
  CARD x

  PROC Setup()
  Gr8():c2=0:c1=14:cur=1:x=120:y=60:s=7
  bor=16*Rand(16)+2
  PrintE(" GR.8 SPLASH ")
  PrintE("CENTER 120 , 60 STEP 7 ")
  PrintE(" [joystick] [5] ")
  RETURN

```

```

PROC Splash()
  CARD i
  bor=16*Rand(16)+2
  FOR i=0 TO 319 STEP 5 DO
    BLine(x, y, i, 0):BLine(x, y, i, 159)
  OD
  FOR i=0 TO 159 STEP 5 DO
    BLine(x, y, 0, i):BLine(x, y, 319, i)
  OD
  RETURN

```

```

PROC IncStep()
  s==+1:bor=16*Rand(16)+2
  IF s>16 THEN s=1 FI
  trow=1:tcol=25:PrintB(s):Print(" ")
  RETURN

```

```

PROC Joystick()
  BYTE st
  trow=3:tcol=2
  Print("[trigger] - SPLASH ")
  DO trow=1:tcol=9:st=Stick(0)
    Print(x):Print(" , "):PrintB(y):Print(" ")
    WHILE Stick(0)=15 DO
      IF Strig(0)=0 THEN RETURN FI
      IF key<255 THEN key=255:IncStep() FI
    OD st=Stick(0)
    IF st=7 AND x<319 THEN x==+1
    ELSEIF st=11 AND x>0 THEN x== -1
    ELSEIF st=13 AND y<159 THEN y==+1
    ELSEIF st=14 AND y>0 THEN y== -1

```

```

  FI
  OD
  RETURN

PROC Main()
  DO key=255:Setup()
  DO Joystick():Splash()
    trow=3:tcol=2
    Print("[A]-Another [C]-Clear")
    WHILE key=255 DO OD
      IF key=18 THEN EXIT FI
    key=255
  OD
  RETURN

```

LISTING 4

```

; SPLASH4
;-----
; Gr7Plus
; Paul Chabot
;
MODULE
  BYTE ARRAY mask=[64 16 4 1]
  CARD ARRAY adrow(160)

  PROC Clor(BYTE c)
  mask(3)=c:mask(2)=c LSH 2
  mask(1)=c LSH 4:mask(0)=c LSH 6
  RETURN

```

```

  PROC Dot(BYTE x, y)
  BYTE xb, xr
  BYTE ARRAY row
    , premask=[63 207 243 252]
  xb=x RSH 2:xr=x AND 3:row=adrow(y)
  row(xb)==& premask(xr) % mask(xr)
  RETURN

```

```

  PROC BLine(BYTE x1, y1, x2, y2)
  BYTE x, y, xf, yf, i
  INT a, b, t, dx, dy
  Dot(x1, y1):Dot(x2, y2)
  IF x2>x1 THEN dx=x2-x1:xf=0
  ELSE dx=x1-x2:xf=1 FI
  IF y2>y1 THEN dy=y2-y1:yf=0
  ELSE dy=y1-y2:yf=1 FI
  IF dx<2 AND dy<2 THEN RETURN FI
  x=x1:y=y1
  IF dx>dy THEN a=dy+dy:t=a-dx:b=t-dx
  FOR i=2 TO dx DO
    IF xf=0 THEN x==+1 ELSE x== -1 FI
    IF t<0 THEN t==+a
    ELSE t==+b
    IF yf=0 THEN y==+1 ELSE y== -1 FI
    FI Dot(x, y)
  OD
  ELSE a=dx+dx:t=a-dy:b=t-dy
  FOR i=2 TO dy DO
    IF yf=0 THEN y==+1 ELSE y== -1 FI
    IF t<0 THEN t==+a
    ELSE t==+b
    IF xf=0 THEN x==+1 ELSE x== -1 FI
    FI Dot(x, y)
  OD
  FI
  RETURN

```

```

  PROC Gr7Plus()
  BYTE i
  BYTE ARRAY d1
  CARD sa=88, d1list=560
  Graphics(8):adrow(0)=sa
  FOR i=1 TO 159 DO
    adrow(i)=adrow(i-1)+40
  OD
  d1=d1list:d1(3)=78:d1(99)=78
  FOR i=6 TO 98 DO d1(i)=14 OD
  FOR i=102 TO 166 DO d1(i)=14 OD
  RETURN
;-----
; COLOR SPLASH
;
MODULE
  BYTE cur=752, key=764, trow=656, tcol=657
    , x, y, s, c, i, j
  BYTE ARRAY creg=708

```

continued on next page


```

,dfault=[54 26 194 0 80]

PROC Splash()
FOR i=0 TO 159 STEP 5 DO
  BLine(x,y,i,0):BLine(x,y,i,159)
  BLine(x,y,0,i):BLine(x,y,159,i)
OD
RETURN

PROC IncStep()
s==+1:IF s>16 THEN s=1 FI
trow=1:tcol=26:PrintB(s):Print(" ")
RETURN

PROC IncColor()
i=c:c==+1
IF c>3 THEN c=0:i=4 FI
Cior(c):i=creg(i)
trow=1:tcol=37:PrintB(c):Print(" ")
trow=2:tcol=36:PrintB(i RSH 4):Print(" ")
trow=3:tcol=36:PrintB(i & 14):Print(" ")
RETURN

PROC IncHue()
IF c=0 THEN i=4 ELSE i=c-1 FI
j=creg(i) RSH 4:j==+1
IF j>15 THEN j=0 FI
trow=2:tcol=36:PrintB(j):Print(" ")
creg(i)=(j LSH 4)+(creg(i) & 14)
RETURN

PROC Inclum()
IF c=0 THEN i=4 ELSE i=c-1 FI
j=creg(i) & 14:j==+2
IF j>15 THEN j=0 FI
trow=3:tcol=36:PrintB(j):Print(" ")
creg(i)=(creg(i) & 240)+j
RETURN

PROC Joystick()
BYTE st,k
DO trow=1:tcol=9

```

```

PrintC(x):Print(" , "):PrintB(y):Print(" ")
WHILE StICK(0)=15 DO
  IF Strig(0)=0 THEN Splash() FI
  IF key<255 THEN k=key=255
  IF k=62 THEN IncStep() ;S
  ELSEIF k=18 THEN IncColor() ;C
  ELSEIF k=57 THEN IncHue() ;H
  ELSEIF k=0 THEN Inclum() ;L
  ELSEIF k=35 THEN RETURN ;N
FI
OD st=StICK(0)
IF st=7 AND x<159 THEN x==+1
ELSEIF st=11 AND x>0 THEN x==+1
ELSEIF st=13 AND y<159 THEN y==+1
ELSEIF st=14 AND y>0 THEN y==+1
FI
OD
RETURN

PROC Setup()
Gr7Plus():cur=1
FOR i=0 TO 4 DO creg(i)=dfault(i) OD
PrintE(" GR7PLUS SPLASH ")
PrintE("CENTER 80 , 60 [S]tep 7 [C]OLOR")
PrintE(" [J]oystick [H]ue")
PrintE("[tri9]-SPLASH [N]ew Screen [L]um")
x=80:y=60:s=7:c=0:IncColor()
RETURN

PROC OpenScene()
Setup():x=20:y=20:s=9:Splash()
IncColor():x=50:y=110:s=7:Splash()
IncColor():x=120:y=60:s=9:Splash()
IncColor():x=80:y=130:s=9:Splash()
IncColor():x=140:y=130:s=7:Splash()
RETURN

PROC Main()
OpenScene():Joystick()
DO Setup():Joystick() OD
RETURN

```

syncalc tax preparation follow-up!

84 TAX SPREADSHEET UPDATE

Article on page 34.

TABLE X

	A	B	C
66	SCHEDULE X SINGLE		
67	2,300	0	0.11
68	3,400	121	0.12
69	4,400	241	0.14
70	6,500	535	0.15
71	8,500	835	0.16
72	10,800	1,203	0.18
73	12,900	1,581	0.20
74	15,000	2,001	0.23
75	18,200	2,737	0.26
76	23,500	4,115	0.30
77	28,800	5,705	0.34
78	34,100	7,507	0.38
79	41,500	10,319	0.42
80	55,300	16,115	0.48
81	81,800	28,835	0.50

TABLE Y

	A	B	C
82	SCHEDULE Y MARRIED		
83	1	0	0.00
84	3,400	0	0.11
85	5,500	231	0.12
86	7,600	483	0.14
87	11,900	1,085	0.16
88	16,000	1,741	0.18
89	20,200	2,497	0.22
90	24,600	3,465	0.25
91	29,900	4,790	0.28
92	35,200	6,274	0.33
93	45,800	9,772	0.38
94	60,000	15,168	0.42
95	85,600	25,920	0.45
96	109,400	36,630	0.49
97	162,400	62,600	0.50

TABLE Y

	A	B	C
98	SCHEDULE Y	SEPARATE	
99	1	0	0.00
100	1,700	0	0.11
101	2,750	116	0.12
102	3,800	242	0.14
103	5,950	543	0.16
104	8,000	871	0.18
105	10,100	1,249	0.22
106	12,300	1,733	0.25
107	14,950	2,395	0.28
108	17,600	3,137	0.33
109	22,900	4,886	0.38
110	30,000	7,584	0.42
111	42,800	12,960	0.45
112	54,700	18,315	0.49
113	81,200	31,300	0.50

TABLE Z

	A	B	C
114	SCHEDULE Z	HEAD OF HO	
115	1	0	0.00
116	2,300	0	0.11
117	4,400	231	0.12
118	6,500	483	0.14
119	8,700	791	0.17
120	11,800	1,318	0.18
121	15,000	1,894	0.20
122	18,200	2,534	0.24
123	23,500	3,806	0.28
124	28,800	5,290	0.32
125	34,100	6,986	0.35
126	44,700	10,696	0.42
127	60,600	17,374	0.45
128	81,800	26,914	0.48
129	108,300	39,634	0.50

SCHEDULE G

-- A --** B **-- C ---** D **--- E ---

188	SCHEDULE G INCOME AVERAGING	
189	1 '81 1040 L 34	0
190	4 '82 1040 L 37	0
191	3 '83 1040 L 37	0
192	4 OUTSIDE US INCOME 81-83	0
193	5 TOTAL INCOME	\$0
194	6 DIVIDE BY 3	0
195	7 MULTIPLY BY 1.4	0
196	8 84 INCOME 1040 L37	0
197	9 PREMATURE DISTRIBUTION	0
198	10 NET OF DISTRIBUTION	0
199	11 COMMUNITY STATE	0
200	12 NET OF LINES 11 & 10	0
201	13 1.4 FROM LINE 7	0
202	14 AVERAGABLE INCOME	\$0
203	15 25% OF AVERAGABLE INCOME	0
204	16 AMOUNT ON LINE 7	0
205	17 TOTAL OF LINES 15 & 16	0
206	18 AMOUNT ON LINE 11	0
207	19 TOTAL OF LINES 17 & 18	0
208	20 TAX ON LINE 19	0

209	21 TAX ON LINE 17	0
210	22 TAX ON LINE 16	0
211	23 NET LINES 21 & 22	0
212	24 300% OF LINE 23	0
213	25 TAX ON LINE 8	0
214	26&27 TAX ON LINE 10	0
215	28 SCH G TAX TO 1040, LN 38	\$0

FORMULAE FOR SCHEDULE G

```

D209 E72+E89+E105+E121
D210 E73+E90+E106+E122
D211 D209-D210
D213 E74+E91+E107+E123
D214 E75+E92+E108+E124
E193 @SUM(E191:E189)+E192
E194 E193/3
E195 E194*1.4
E196 E43
E198 E196-E197
E200 @IF E198-E199>0 THEN
  E198-E199 ELSE 0
E201 E195
E202 @IF E201>0 THEN E200
  -E201 ELSE 0
E203 0.25*E202
E204 E195
E205 E204+E203
E206 E199
E207 E206+E205
E208 E71+E88+E104+E120
E212 3*D211
E214 D213-D214
E215 @IF E202<3001 THEN 0
  ELSE E214+E212+E208
  
```

To order 1984 Tax Disk — with 6 additional forms — see advertisement on page 83.




```

NR 5021 IF (C5<>"Q" AND C5<>"D" AND C5<>"
Q" AND C5<>"T" AND C5<>"e" AND C5<>"#")
) THEN A$(K-1,K-1)=":":
GD 5022 NEXT K
RC 5023 GOTO 5040
AO 5025 B5=A$(K-1,K-1):IF B5<>"Q" AND B5<
>"D" AND B5<>"T" AND B5<>"e" AND B5<>"#
" THEN A$(K-1,K-1)=":":
EV 5027 B5=A$(K,K):FOR L=64 TO 95:A$(K,K)
=CHR$(L):SOUND 0,L,10,8:SOUND 0,0,0,0:
NEXT L
IN 5030 A$(K,K)=B5
AM 5032 GOSUB 9000
BG 5035 RETURN
GV 5040 C5=A$(K-1,K-1)
NX 5041 IF (C5<>"Q" AND C5<>"D" AND C5<>"
Q" AND C5<>"T" AND C5<>"e" AND C5<>"#")
) THEN A$(K-1,K-1)=":":
BJ 5045 RETURN
IE 5100 DIS=0:GOSUB 26000:FOR K=PP(J+(3*P
LY))+20 TO PP(J+(3*PLY))+20+(PLARR(J+(
3*PLY),7)*20) STEP 20
QL 5102 DIS=DIS+1
BT 5104 IF K>=174 THEN POP:GOTO 5140
GB 5110 B5=A$(K,K):IF B5="T" OR B5="Q" OR
B5="#" OR B5="D" OR B5="e" OR B5="Q"
THEN POP:GOTO 5125
QS 5120 A$(K,K)="Q":C5=A$(K-20,K-20)
EX 5121 IF (C5<>"Q" AND C5<>"D" AND C5<>"
Q" AND C5<>"T" AND C5<>"e" AND C5<>"#")
) THEN A$(K-20,K-20)=":":
GF 5122 NEXT K
RQ 5123 GOTO 5140
GL 5125 B5=A$(K-20,K-20)
UX 5126 IF B5<>"Q" AND B5<>"D" AND B5<>"Q
" AND B5<>"T" AND B5<>"e" AND B5<>"#"
THEN A$(K-20,K-20)=":":
EX 5127 B5=A$(K,K):FOR L=64 TO 95:A$(K,K)
=CHR$(L):SOUND 0,L,10,8:SOUND 0,0,0,0:
NEXT L
IP 5130 A$(K,K)=B5
AY 5132 GOSUB 9000
BI 5135 RETURN
GD 5140 C5=A$(K-20,K-20)
FD 5141 IF (C5<>"Q" AND C5<>"D" AND C5<>"
Q" AND C5<>"T" AND C5<>"e" AND C5<>"#")
) THEN A$(K-20,K-20)=":":
BL 5145 RETURN
JB 5200 DIS=0:GOSUB 26000:FOR K=PP(J+(3*P
LY))-1 TO PP(J+(3*PLY))-1-PLARR(J+(3*P
LY),7) STEP -1
QN 5202 DIS=DIS+1
UL 5204 IF (INT(K/10))/2=INT(INT(K/10)/2)
AND K-(INT(K/10)*10)<=7 THEN POP:GOT
O 5240
JS 5210 B5=A$(K,K):IF B5="T" OR B5="Q" OR
B5="#" OR B5="D" OR B5="e" OR B5="Q"
THEN POP:GOTO 5225
VY 5220 A$(K,K)="Q":C5=A$(K+1,K+1)
ZZ 5221 IF (C5<>"Q" AND C5<>"D" AND C5<>"
Q" AND C5<>"T" AND C5<>"e" AND C5<>"#")
) THEN A$(K+1,K+1)=":":
GH 5222 NEXT K
SE 5223 GOTO 5240
IO 5225 B5=A$(K+1,K+1):IF B5<>"Q" AND B5<
>"D" AND B5<>"T" AND B5<>"e" AND B5<>"#
" THEN A$(K+1,K+1)=":":
EZ 5227 B5=A$(K,K):FOR L=64 TO 95:A$(K,K)
=CHR$(L):SOUND 0,L,10,8:SOUND 0,0,0,0:
NEXT L
IR 5230 A$(K,K)=B5
BA 5232 GOSUB 9000
BK 5235 RETURN
ER 5240 C5=A$(K+1,K+1)
AF 5241 IF (C5<>"Q" AND C5<>"D" AND C5<>"
Q" AND C5<>"T" AND C5<>"e" AND C5<>"#")
) THEN A$(K+1,K+1)=":":
BN 5245 RETURN

```

```

NI 6400 PLARR(6,8)=PLARR(6,8)-DAM
AQ 6403 IF PLARR(6,8)<=0 THEN FOR S0=1 TO
25:SOUND 0,RND(0)*80+50,10,8:A$(PP(6)
,PP(6))=CHR$(RND(0)*225):NEXT 50
ID 6405 SOUND 0,0,0,0
AP 6410 RETURN
WG 6900 PPOS=PP(J+(NOPLY*PLY)):B5=A$(PPOS
,PPOS)
RK 6902 C5=A$(PPOS+1,PPOS+1):IF C5="T" OR
C5="Q" OR C5="#" OR C5="D" OR C5="e"
OR C5="Q" THEN 6920
IC 6903 IF C5="#" OR C5="D" OR C5="Y" OR
C5="Q" THEN 6920
LO 6904 IF C5="Q" THEN 6920
ZQ 6910 A$(PPOS,PPOS)=":":A$(PPOS+1,PPOS+
1)=B5
ET 6915 PP(J+(NOPLY*PLY))=PP(J+(NOPLY*PLY
))+1
BC 6920 RETURN
WF 7800 PPOS=PP(J+(NOPLY*PLY)):B5=A$(PPOS
,PPOS)
EP 7801 C5=A$(PPOS-20,PPOS-20)
AQ 7802 IF C5="T" OR C5="Q" OR C5="#" OR
C5="D" OR C5="e" OR C5="Q" OR C5="Y" O
R C5="Q" THEN 7820
IA 7803 IF C5="#" OR C5="D" OR C5="Y" OR
C5="Q" THEN 7820
WD 7804 C5=A$(PP(J+(NOPLY*PLY))-20):IF C5
=":" THEN 7820
VR 7810 A$(PPOS,PPOS)=":":A$(PPOS-20,PPOS
-20)=B5
KW 7815 PP(J+(NOPLY*PLY))=PP(J+(NOPLY*PLY
))-20
BB 7820 RETURN
VW 8300 PPOS=PP(J+(NOPLY*PLY)):B5=A$(PPOS
,PPOS)
RA 8302 C5=A$(PPOS+20,PPOS+20):IF C5="T"
OR C5="Q" OR C5="#" OR C5="D" OR C5="e
" OR C5="Q" THEN 8320
ZQ 8303 IF C5="#" OR C5="D" OR C5="Y" OR
C5="Q" THEN 8320
RS 8304 IF C5=":" THEN 8320
PY 8310 A$(PPOS,PPOS)=":":A$(PPOS+20,PPOS
+20)=B5
HJ 8315 PP(J+(NOPLY*PLY))=PP(J+(NOPLY*PLY
))+20
AS 8320 RETURN
KS 8400 PLARR(4,8)=PLARR(4,8)-DAM
NO 8403 IF PLARR(4,8)<=0 THEN FOR S0=1 TO
25:SOUND 0,RND(0)*80+50,10,8:A$(PP(4)
,PP(4))=CHR$(RND(0)*225):NEXT 50
IF 8405 SOUND 0,0,0,0
AR 8410 RETURN
WE 8700 PPOS=PP(J+(NOPLY*PLY)):B5=A$(PPOS
,PPOS)
UG 8702 C5=A$(PPOS-1,PPOS-1):IF C5="T" OR
C5="Q" OR C5="#" OR C5="D" OR C5="e"
OR C5="Q" THEN 8720
HY 8703 IF C5="#" OR C5="D" OR C5="Y" OR
C5="Q" THEN 8720
JX 8704 IF C5="Q" THEN 8720
EW 8710 A$(PPOS,PPOS)=":":A$(PPOS-1,PPOS-
1)=B5
HV 8715 PP(J+(NOPLY*PLY))=PP(J+(NOPLY*PLY
))-1
BA 8720 RETURN
OT 9000 CH=RND(0)*10:IF CH>5 THEN CHANCE=
RND(1):GOTO 9002
RQ 9001 CHANCE=-RND(1)
TZ 9002 DAM=PLARR(J+(3*PLY),9)*(1/DIS)+CH
ANCE
AS 9003 DAM=INT(DAM*100):DAM=DAM/100
IG 9005 GOSUB ASC(B5)*100
KW 9006 FOR X=1 TO 3:IF PLARR(X+(3*PLY),8
)<=0 THEN PLARR(X+(3*PLY),8)=0:A$(PP(X
+(3*PLY)),PP(X+(PLY*3)))=":":
MM 9008 NEXT X

```

continued on next page


```

LJ 9014 IF PLARR(2,8)<=0 THEN GOTO 10000
UE 9015 IF PLARR(5,8)<=0 THEN GOTO 10050
JR 9017 ? :? :? :? :? "GREEN DAMAGE: *:";
PLARR(1,8);" *:";PLARR(2,8);" *:";PLARR
R(3,8)
VI 9020 ? "RED DAMAGE: *:";PLARR(4,8);"
*:";PLARR(5,8);" *:";PLARR(6,8)
CD 9049 RETURN
AA 10000 FOR I=100 TO 40 STEP -1:SOUND 0,
I,10,8:SOUND 1,I+17,10,8
HB 10031 SETCOLOR 0,I,4:SETCOLOR 4,I+17,4
MV 10032 SOUND 2,140-I,10,8:SOUND 3,140-I
-17,10,8:NEXT I
IM 10035 SOUND 0,0,0,0:SOUND 1,0,0,0:SOUN
D 2,0,0,0:SOUND 3,0,0,0
LK 10037 SETCOLOR 0,3,2:SETCOLOR 4,3,2
HO 10040 ? :? :? "RED VICTORY":? "Do you
wish to play again? <Y/N>":GET #1,ANS:
IF ANS=89 THEN RUN
AL 10049 GRAPHICS 0:END
FD 10050 FOR I=200 TO 140 STEP -1:SOUND 0
,I,10,8:SOUND 1,I+17,10,8
HV 10081 SETCOLOR 0,I,4:SETCOLOR 4,I+17,4
PM 10082 SOUND 2,240-I,10,8:SOUND 3,240-I
-17,10,8:NEXT I
JG 10085 SOUND 0,0,0,0:SOUND 1,0,0,0:SOUN
D 2,0,0,0:SOUND 3,0,0,0
EG 10087 SETCOLOR 0,12,4:SETCOLOR 4,12,4
ER 10090 ? :? :? "GREEN VICTORY":? "Do yo
u wish to play again? <Y/N>":INPUT B5:
IF B5="Y" THEN RUN
BF 10099 GRAPHICS 0:END
DJ 12300 PLARR(5,8)=PLARR(5,8)-DAM:RETURN
BU 19200 PLARR(3,8)=PLARR(3,8)-DAM
QL 19203 IF PLARR(3,8)<=0 THEN FOR S0=1 T
O 25:SOUND 0,RND(0)*80+50,10,8:AS(PP(3
),PP(3))=CHR$(RND(0)*225):NEXT S0
WA 19205 SOUND 0,0,0,0
DZ 19210 RETURN
YJ 21200 PLARR(1,8)=PLARR(1,8)-DAM
CM 21203 IF PLARR(1,8)<=0 THEN FOR S0=1 T
O 25:SOUND 0,RND(0)*80+50,10,8:AS(PP(1
),PP(1))=CHR$(RND(0)*225):NEXT S0
VL 21205 SOUND 0,0,0,0
DK 21210 RETURN
ZD 25100 PLARR(2,8)=PLARR(2,8)-DAM:RETURN
EV 26000 SOUND 0,100,8,8:RETURN
KS 26010 SOUND 0,145,8,8:RETURN
MS 26100 SOUND 0,0,0,0:SOUND 1,0,0,0
QP 30000 AS(47,54)="=====I"
ID 30010 AS(67,74)="=====I"
IK 30020 AS(87,94)="=====I"
RH 30030 AS(107,114)="=====I"
PL 30040 AS(127,134)="=====I"
ZY 30050 AS(147,154)="=====I"
MT 30060 AS(167,174)="=====I"
NF 30070 AS(187,194)="=====I"
WU 30075 NOPLY=3
NH 30080 FOR I=1 TO 3:READ X:PP(I)=X:NEXT
I
HE 30090 FOR I=1 TO 3:READ X:PP(I+3)=X:NE
XT I
RV 30110 DATA 68,108,148,93,133,173
IP 30120 FOR I=1 TO 3:READ W,X,Y,Z:PLARR(
I,6)=W:PLARR(I,7)=X:PLARR(I,8)=Y:PLARR
(I,9)=Z
ZW 30130 PLARR(I+3,6)=W:PLARR(I+3,7)=X:PL
ARR(I+3,8)=Y:PLARR(I+3,9)=Z:NEXT I
AV 30140 DATA 5,5,13,3,5,2,20,5,5,3,17,5
DW 30150 RETURN
CZ 32600 GRAPHICS 0:INPUT S,E
FO 32615 GRAPHICS 0:? :?
KK 32620 ? 5:5=5+1
QJ 32625 ? "CONT":POSITION 0,0:POKE 842,1
3:STOP
QQ 32630 POKE 842,12:IF 5<=E THEN 32615
AL 32635 GRAPHICS 0:END

```

bonus game

CRAZY EIGHTS!

Article on page 56.

LISTING 1

```

Z0 10 REM CRAZY EIGHTS
MC 20 REM BY PRINCETON CHAN
RH 30 REM ANTIC MAGAZINE
BT 60 GRAPHICS 0:POKE 752,1:DIM CARD(52),
CARD1(52),HAND1(18),HAND2(18),TYPE1(18
),TYPE2(18),CHOICES(2),CHAR$(28)
XU 65 FOR X=1 TO 18:HAND1(X)=0:NEXT X
MT 70 RESTORE :DL=PEEK(560)+PEEK(561)*256
:POKE 710,0:POKE 512,0:POKE 513,6:POKE
54286,192:POKE 559,0
SR 80 FOR L=0 TO 10:READ D:POKE 1536+L,D:
NEXT L
RE 90 PMBASE=PEEK(106)-8:CHBASE=PMBASE-4:
POKE 54279,PMBASE:POKE 53248,52:POKE 5
3256,3
HP 100 POKE 704,0:PMBASE=PMBASE*256:FOR L
=PMBASE+512 TO PMBASE+1024:POKE L,0:NE
XT L
ES 110 FOR L=PMBASE+597 TO PMBASE+622:REA
D D:POKE L,D:NEXT L
OA 120 POKE 203,0:POKE 204,CHBASE:POKE 75
6,CHBASE:FOR L=1 TO 28:READ D:CHAR$(L)
=CHR$(D):NEXT L:L=USR(ADR(CHAR$))
GA 130 CHBASE=CHBASE*256:FOR L=CHBASE+776
TO CHBASE+791:READ D:POKE L,D:NEXT L
XF 140 DATA 72,169,148,141,10,212,141,24,
208,104,64
BF 150 DATA 254,254,254,130,130,130,130,1
30,130,130,130,130,130,130,130,130,130
,130,130,130,130,130,130,254,254,254
VS 160 DATA 104,169,0,133,205,168,169,224
,133,206,177,205,145,203,200,208,249,2
30,204,230,206,165,206,201,228
UW 170 DATA 208,239,96
AT 180 DATA 85,85,85,85,85,85,85,85,170,1
70,170,170,170,170,170
JC 190 FOR L=1 TO 23:FOR L1=2 TO 38 STEP
2:POSITION L1,L:?"ab":NEXT L1:NEXT L
AO 200 POSITION 14,10:?"CRAZY EIGHTS":PO
SITION 15,12:?"CREATED BY":POSITION 1
3,14:?"PRINCETON CHAN":POKE 559,46
SJ 210 COUNT1=0:COUNT2=0:COUNT=4:DECK=52:
POKE 82,8
EV 220 FOR L=1 TO 52:CARD(L)=0:CARD1(L)=0
:NEXT L:FOR L=1 TO 13:HAND1(L)=0:HAND2
(L)=0:TYPE1(L)=0
YU 230 TYPE2(L)=0:NEXT L
QA 240 FOR L=1 TO 13:FOR L1=1 TO 4
EZ 250 A=INT(RND(0)*52)+1:IF CARD(A)<>0 T
HEN 250
ZZ 260 CARD(A)=L:CARD1(A)=COUNT:COUNT=COU
NT-1:NEXT L1:COUNT=4:NEXT L
AQ 270 ? "K":FOR L=5 TO 11 STEP 6:FOR L1=
1 TO 38 STEP 2:POSITION L1,L:?"ab":N

```



```

EXT L1:NEXT L
UD 280 FOR L1=1 TO 5:COUNT1=COUNT1+1:HAND
1(L1)=CARD(DECK):TYPE1(L1)=CARD1(DECK)
:DECK=DECK-1
LT 290 VALUE=COUNT1:GOSUB 1210:VALUE=HAND
1(L1):VALUE1=TYPE1(L1):GOSUB 850:NEXT
L1
XR 300 FOR L1=1 TO 5:COUNT2=COUNT2+1:HAND
2(L1)=CARD(DECK):TYPE2(L1)=CARD1(DECK)
:DECK=DECK-1:NEXT L1
GQ 310 TOP=CARD(DECK):TOP1=CARD1(DECK):X=
2:Y=18:VALUE=TOP:VALUE1=TOP1:GOSUB 850
:DECK=DECK-1
XN 320 POKE 53277,3:POKE DL+21,130
OA 330 POSITION 8,17:? "DECK:";DECK,"COMP
UTER:";COUNT2;" ":GOSUB 1420:IF COUNT2
=0 THEN 1550
HG 340 ? "IT IS NOW YOUR TURN":? "1-DRAW
FROM DECK":? "2-PUT CARD IN PILE":? "3
-PASS"
GQ 350 POKE 694,0:POKE 702,64:POKE 764,25
5
MZ 355 OPEN #1,4,0,"K":GET #1,CHOICE:CLO
SE #1:IF CHOICE<49 OR CHOICE>51 THEN 3
50
QW 360 GOSUB 1420:ON CHOICE-48 GOTO 370,4
20,720
PE 370 IF COUNT1=18 THEN ? "YOU CAN ONLY
HAVE UP TO 18":? "CARDS YOUR HAND":GOS
UB 1430:GOTO 330
QV 380 IF DECK<=0 THEN ? "THERE ARE NO MO
RE CARDS TO DRAW":GOSUB 1430:DECK=0:GO
TO 330
GP 390 COUNT1=COUNT1+1:FOR L1=1 TO 18:IF
HAND1(L1)<>0 THEN NEXT L1
OE 400 VALUE=L1:GOSUB 1210:VALUE=CARD(DEC
K):VALUE1=CARD1(DECK):GOSUB 850:HAND1(
L1)=CARD(DECK):TYPE1(L1)=CARD1(DECK)
ZD 410 DECK=DECK-1:GOTO 330
LL 420 ? "PLEASE ENTER IN THE CARD'S RANK
":INPUT CHOICES
TX 430 IF CHOICES="AC" THEN PILE=1:GOTO 5
70
VL 440 IF CHOICES="TW" THEN PILE=2:GOTO 5
70
MI 450 IF CHOICES="TH" THEN PILE=3:GOTO 5
70
JH 460 IF CHOICES="FO" THEN PILE=4:GOTO 5
70
GK 470 IF CHOICES="FI" THEN PILE=5:GOTO 5
70
QE 480 IF CHOICES="SI" THEN PILE=6:GOTO 5
70
OR 490 IF CHOICES="SE" THEN PILE=7:GOTO 5
70
IV 500 IF CHOICES="EI" THEN PILE=8:GOTO 5
70
PZ 510 IF CHOICES="NI" THEN PILE=9:GOTO 5
70
KG 520 IF CHOICES="TE" THEN PILE=10:GOTO
570
CG 530 IF CHOICES="JA" THEN PILE=11:GOTO
570
VZ 540 IF CHOICES="QU" THEN PILE=12:GOTO
570
LB 550 IF CHOICES="KI" THEN PILE=13:GOTO
570
GY 560 ? "THERE IS NO SUCH CARD":GOSUB 14
30:GOTO 330
XN 570 GOSUB 1460:IF CHOICE<>155 THEN 330
IN 580 GOSUB 1420:? "PLEASE ENTER IN THE
TYPE OF":? "CARD":INPUT CHOICES:GOSUB
1470
KT 590 IF CHOICES="" THEN ? "THERE IS NO
SUCH THING":GOSUB 1430:GOTO 330
XA 600 GOSUB 1460:IF CHOICE<>155 THEN 330
KF 610 FOR L1=1 TO 18:IF HAND1(L1)<>PILE
OR TYPE1(L1)<>PILE1 THEN NEXT L1:GOTO

```

```

710
IN 620 IF PILE<>TOP AND PILE1<>TOP1 AND P
ILE<>8 THEN ? "YOU CANNOT PUT THIS CAR
D DOWN":GOSUB 1430:GOTO 330
HQ 630 IF PILE=8 THEN 680
AE 640 COUNT1=COUNT1-1:VALUE=L1:GOSUB 121
0:FOR L=0 TO 4:POSITION X,Y+L:? "
":NEXT L
KO 650 X=2:Y=18:VALUE=HAND1(L1):VALUE1=TY
PE1(L1):GOSUB 850:TOP=HAND1(L1):TOP1=T
YPE1(L1)
YX 660 HAND1(L1)=0:TYPE1(L1)=0:IF COUNT1=
0 THEN 1540
PO 670 GOTO 730
HS 680 GOSUB 1420:? "WHAT TYPE OF CARD DO
YOU WANT":INPUT CHOICES:GOSUB 1470
FP 690 IF CHOICES="" THEN ? "THERE IS NO
SUCH THING":GOSUB 1430:GOTO 680
FB 700 TYPE1(L1)=PILE1:GOTO 640
TA 710 ? "YOU DO NOT HAVE SUCH A CARD":GO
SUB 1430:GOTO 330
TT 720 IF COUNT1<18 AND DECK>0 THEN ? "YO
U NEED TO HAVE 18 CARDS TO":? "PASS":G
OSUB 1430:GOTO 330
MM 730 GOSUB 1420:GOSUB 1430:? "IT IS THE
COMPUTER'S TURN"
WV 740 FOR L1=1 TO 18:IF HAND2(L1)<>TOP A
ND TYPE2(L1)<>TOP1 AND HAND2(L1)<>8 TH
EN NEXT L1:GOTO 800
TG 745 FOR L=L1 TO 18:IF HAND2(L)<>TOP AN
D TYPE2(L)<>TOP1 AND HAND2(L)<>8 THEN
NEXT L1:GOTO 750
JS 746 IF INT(RND(0)*2)+1=1 THEN L1=L
EW 750 IF HAND2(L1)=8 THEN 780
GC 760 X=2:Y=18:VALUE=HAND2(L1):VALUE1=TY
PE2(L1):GOSUB 850:TOP=HAND2(L1):TOP1=T
YPE2(L1):HAND2(L1)=0:TYPE2(L1)=0
QD 770 POSITION 8,20:? "I HAVE PLACED DOW
N ONE OF MY":? "CARDS":COUNT2=COUNT2-1
:GOSUB 1430:GOTO 330
DE 780 PILE1=INT(RND(0)*4)+1:FOR L=1 TO 1
8:IF TYPE2(L)<>PILE1 OR TYPE2(L)=8 THE
N NEXT L:GOTO 780
JE 790 TYPE2(L1)=PILE1:GOTO 760
RW 800 IF DECK<=0 THEN FOR L=1 TO 18:IF H
AND1(L)<>TOP AND TYPE1(L)<>TOP1 AND HA
ND1(L)<>8 THEN NEXT L:GOTO 1530
AX 810 IF DECK<=0 OR COUNT2=18 THEN ? "I
WILL HAVE TO PASS":GOSUB 1430:DECK=0:G
OTO 330
MH 820 POSITION 8,19:? "I WILL DRAW A CAR
D":FOR L=1 TO 18:IF HAND2(L)<>0 THEN N
EXT L
AG 830 COUNT2=COUNT2+1:HAND2(L)=CARD(DEC
K):TYPE2(L)=CARD1(DECK):GOSUB 1430:DECK
=DECK-1:GOTO 730
GO 850 FOR L=0 TO 4:POSITION X,Y+L:SOUND
0,PEEK(20),10,15:SOUND 1,PEEK(20),10,1
5:SOUND 2,PEEK(53770),10,15
BO 860 FOR D=1 TO 18:NEXT D:? "":NEX
T L:FOR L=0 TO 2:SOUND L,0,0,0:NEXT L
JR 870 POSITION X,Y:ON VALUE GOSUB 900,91
0,920,930,940,950,960,970,980,990,1000
,1010,1020
XE 880 POSITION X+4,Y+4:ON VALUE GOSUB 90
0,910,920,930,940,950,960,970,980,1030
,1000,1010,1020
OS 890 ON VALUE GOSUB 1040,1050,1060,1070
,1080,1090,1100,1110,1120,1130,1040,10
40,1040:RETURN
YC 900 ? "1":RETURN
TO 910 ? "2":RETURN
TY 920 ? "3":RETURN
UI 930 ? "4":RETURN
US 940 ? "5":RETURN
VC 950 ? "6":RETURN
VM 960 ? "7":RETURN

```

continued on next page


```

VW 970 ? "0":RETURN
WG 980 ? "0":RETURN
YU 990 ? "0":RETURN
RX 1000 ? "0":RETURN
UL 1010 ? "0":RETURN
SM 1020 ? "0":RETURN
NC 1030 POSITION X+3,Y+4:?"0":RETURN
FO 1040 GOSUB 1140:RETURN
WL 1050 NMB=1:NMB1=3:STEP=2:COL=2:GOSUB 1
150:RETURN
VQ 1060 NMB=1:NMB1=3:STEP=1:COL=2:GOSUB 1
150:RETURN
KF 1070 NMB=1:NMB1=3:STEP=2:COL=1:GOSUB 1
150:COL=3:GOSUB 1150:RETURN
HD 1080 NMB=1:NMB1=3:STEP=2:COL=1:GOSUB 1
150:COL=3:GOSUB 1150:GOSUB 1140:RETURN
JN 1090 NMB=1:NMB1=3:STEP=1:COL=1:GOSUB 1
150:COL=3:GOSUB 1150:RETURN
FJ 1100 NMB=1:NMB1=3:STEP=1:COL=1:GOSUB 1
150:COL=3:GOSUB 1150:GOSUB 1140:RETURN
FN 1110 NMB=1:NMB1=3:STEP=1:COL=1:GOSUB 1
150:COL=3:GOSUB 1150:GOSUB 1050:RETURN
IG 1120 NMB=1:NMB1=3:STEP=1:COL=1:GOSUB 1
150:COL=3:GOSUB 1150:GOSUB 1060:RETURN
ZT 1130 NMB=1:NMB1=3:STEP=1:COL=1:GOSUB 1
150:COL=3:GOSUB 1150:GOSUB 1050:NMB=0:
NMB1=4:STEP=4:COL=2:GOSUB 1150:RETURN
JQ 1140 POSITION X+2,Y+2:GOSUB 1160:RETUR
N
YH 1150 FOR L=NMB TO NMB1 STEP STEP:POSIT
ION X+COL,Y+L:GOSUB 1160:NEXT L:RETURN
EX 1160 ON VALUE1 GOTO 1170,1180,1190,120
0
TE 1170 ? "0":RETURN
AN 1180 ? "0":RETURN
YY 1190 ? "0":RETURN
JA 1200 ? "0":RETURN
XV 1210 IF VALUE<7 THEN ON VALUE GOTO 124
0,1250,1260,1270,1280,1290
PD 1220 IF VALUE<13 THEN ON VALUE-6 GOTO
1300,1310,1320,1330,1340,1350
FJ 1230 ON VALUE-12 GOTO 1360,1370,1380,1
390,1400,1410
TR 1240 X=2:Y=0:RETURN
VQ 1250 X=8:Y=0:RETURN
QD 1260 X=14:Y=0:RETURN
PE 1270 X=20:Y=0:RETURN
RJ 1280 X=26:Y=0:RETURN
QK 1290 X=32:Y=0:RETURN
WB 1300 X=2:Y=6:RETURN
YA 1310 X=8:Y=6:RETURN
ST 1320 X=14:Y=6:RETURN
RU 1330 X=20:Y=6:RETURN
TZ 1340 X=26:Y=6:RETURN
TA 1350 X=32:Y=6:RETURN
OD 1360 X=2:Y=12:RETURN
QC 1370 X=8:Y=12:RETURN
MO 1380 X=14:Y=12:RETURN
LP 1390 X=20:Y=12:RETURN
MS 1400 X=26:Y=12:RETURN
LT 1410 X=32:Y=12:RETURN
RO 1420 FOR L=18 TO 22:POSITION 8,L:?"
":NEXT L:
POSITION 8,18:RETURN
HM 1430 POKE 20,0
KZ 1440 IF PEEK(20)<>60 THEN 1440
AW 1450 RETURN
QY 1460 ? "PRESS RETURN IF YOU ARE SURE":
POKE 764,255:OPEN #1,4,0,"K:":GET #1,C
HOICE:CLOSE #1:RETURN
IO 1470 IF CHOICES="HE" THEN PILE1=1:RETU
RN
KC 1480 IF CHOICES="DI" THEN PILE1=2:RETU
RN
MZ 1490 IF CHOICES="CL" THEN PILE1=3:RETU
RN
BH 1500 IF CHOICES="SP" THEN PILE1=4:RETU
RN
VR 1510 CHOICES="":RETURN
AJ 1530 ? "LOOKS LIKE THAT WE HAVE A TIE"
:GOTO 1560
JU 1540 GOSUB 1420:?"CONGRATULATIONS, YO
U WON":GOTO 1560
LV 1550 ? "SORRY THAT YOU LOST. TRY AGAIN
"
GQ 1560 GOSUB 1430:?"PRESS START TO BEGI
N A NEW GAME":FOR L=255 TO 0 STEP -1:P
OKE 712,L:NEXT L
DM 1570 IF PEEK(53279)<>6 THEN POKE 704,P
EEK(20):GOTO 1570
NU 1580 RUN
ZT 1590 POKE 559,1:RESTORE :DL=PEEK(560)+
PEEK(561)*256:POKE DL+21,130:POKE 710,
0

```

the toolbox

PARALLEL BUS REVEALED

Article on page 49

LISTING 1

```

10 ; Parallel Device Handler Example
20 ; By Earl Rice
30 ; ANTIC Magazine
40 ;
50 ; (ASM, #D:MYFILE.OBJ) because the o
bj code is put
60 ; where there is no RAM available.
70 ; .OPT OBJ
80 ; EQUATES
90 PDVMSK = 50247 ;Parallel device
mask (indicates which are
0100 PDIMSK = 50249 ;Parallel interr
Pt mask (not used in this
0110 GPDVV = 5E48F ;Generic Parallel
Device Vector
0120 ;
0130 HATABS = 5031A ;Device handler t
able
0140 CRITIC = 542 ;Critical code se
ction flag
0150 ;
0160 DEVNAM = 'T ;Device name, E.G
.T for "Telephone".
0170 HUGET = 5D100 ;Hardware GET reg

```



```

ister
0180 HWPUT = $D100 ;Hardware PUT reg
ister.
0190 HWRSET = $D101 ;Hardware reset (
clears get register).
0200 HWSTAT = $D101 ;Hardware STATUS
register.
0210 ;
0220 *= $D800
0230 ; ROM vector table
0240 .WORD 0 ;Optional ROM che
cksum
0250 .BYTE 0 ;Optional Revisio
n number
0260 .BYTE $80 ;Mandatory ID num
ber
0270 .BYTE 0 ;Optional Name or
Type
0280 JMP NONEED ;Lo-level IO vect
or, which we don't need
0290 JMP NONEED ;IRQ handler vect
or, which we don't need.
0300 .BYTE $91 ;Mandatory ID num
ber
0310 .BYTE DEVNAM ;Device name
0320 .WORD NONEED-1 ;Open vector,
which we don't need.
0330 .WORD NONEED-1 ;CLOSE vector,
which we don't need.
0340 .WORD GETBYT-1 ;GET BYTE vect
or.
0350 .WORD PUTBYT-1 ;PUT BYTE vect
or.
0360 .WORD GETSTA-1 ;GET STATUS ve
ctor.
0370 .WORD NONEED-1 ;SPECIAL vecto
r, which we don't need.
0380 JMP INIT ;INIT vector at p
ower up or reset.
0390 .BYTE 0 ;NOT USED.
0400 ;
0410 ;CODE STARTS HERE
0420 ;
0430 ;Initialize device and device han
dler
0440 INIT
0450 LDA PDVMSK ;Get enabled devi
ce flags
0460 ORA #1 ;Set bit 0.
0470 STA PDVMSK ;& replace.
0480 ;Note: if device used interrupts
we would set bit 0 of
0490 ;
0500 ;Put device name in Handler table
HATABS
0510 LDX #0
0520 ; Top of LOOP
0530 SEARCH
0540 LDA HATABS,X ;Get a byte from
table
0550 BEQ FNDIT ;0? Then we found
space.
0560 INX
0570 INX
0580 INX
0590 CPX #36 ;Length of HATABS
0600 BCC SEARCH ;Still looking
0610 RTS ;No room in HATAB
S; device not initialized
0620 ;
0630 ; We found a spot.
0640 FNDIT
0650 LDA #DEVNAM ;Get device name.
0660 STA HATABS,X ;Put it in blank
spot.
0670 INX

```

```


0680 LDA #GPDVV&$FF ;Get lo byte o
f vector.
0690 LDA #GPDVV/$0100 ;Get hi byte
of vector.
0700 STA HATABS+2,X
0710 RTS
0720 ;
0730 ; GET BYTE routine.
0740 GETBYT
0750 LDA #0
0760 STA CRITIC ;Enable deferred
vertical blank.
0770 LDA HWGET ;Get a byte from
hardware.
0780 STA HWRSET ;Reset hardware.
0790 SEC ;Indicate we hand
led it.
0800 RTS
0810 ;
0820 ; PUT BYTE routine.
0830 PUTBYT
0840 LDX #0
0850 STX CRITIC ;Enable deferred
vertical blank.
0860 STA HWPUT ;Put byte to hard
ware.
0870 SEC ;Indicate we hand
led it.
0880 RTS
0890 ;
0900 ; GET STATUS routine.
0910 GETSTA
0920 LDA #0
0930 STA CRITIC ;Enable deferred
vertical blank.
0940 LDA HWSTAT ;Get HW status.
0950 SEC ;Indicate we hand
led it.
0960 RTS
0970 ;
0980 ; Do nothing routine.
0990 NONEED
1000 SEC ;Indicate we hand
led it.
1010 RTS
1020 ;
1030 ;
1040 .END

```

End Program Typing Agony Forever!

**Antic Magazine+
Disk Subscription**

**Instant Relief!
Only \$99.95
for 12 issues.**



See Subscription
Insert for details.

product reviews

WHISTLER'S BROTHER

Broderbund Software, Inc.
17 Paul Drive
San Rafael, CA 94903
(415) 479-1170
48K disk
\$29.95

Reviewed by Jack Powell

Another ladder game? Yes . . . but **Whistler's Brother** is worth a second look. It has a sense of style, humor and pizzazz, plus Broderbund's special touch of whimsy.

Your absent-minded brother has just returned from an archaeological expedition in the rain forests of South America. (I know, another archaeologist.) Unfortunately, he has left behind all his tools, documents and treasures, so it is up to you to retrace his steps and recover the lost goodies.


This could be just another treacherous series of adventures, avoiding various traps and creatures, save that your brother is with you with his nose buried in a map. The only way you can keep him safely by your side is to whistle. But all is not chaos! You have studied sufi dancing with a local whirling dervish and can whirl your way past many of the dangers.

The style of the game is Saturday-afternoon serial melodrama and each of the 13 smooth-scrolling screens is a chapter. Our compliments to the programmer, Louis Ewens. The animation and graphics are excellent and the two characters are comically represented. Your brother helplessly putters along with his face hidden in a manuscript while you stomp by in a posture of barely contained frustration, clutching a rolled-up map.

The sound is clever at first, but soon becomes annoying. The background music can be turned off, but there remain the familiar clicks, squeeks and beeps that Atari owners have learned to expect from games

originally designed on the limited Apple.

The documentation is cute, but inadequate. There are just not enough



specifics of game play. Even getting past the first screen almost requires a software pirate's expertise at deciphering programs minus documentation. Since Broderbund is a leader in the fight against piracy, they have no excuse for providing inferior documentation.

PARTY QUIZ

Suncom
260 Holbrook Drive
Wheeling, IL 60090
(312) 459-8000
32K disk
\$74.95

Reviewed by Michael Ciruolo

Party Quiz is a computerized trivia game that gets an "A" for good play mechanics, "C" for pointless questions—and "D" for outdated packaging that features a hokey photo of two semi-Yuppie couples grinning in fake delight as they play. "PQ makes your computer more sociable," claims the ad copy on the box. Uh-huh.

For your \$79.95 you get four handheld controllers and two disks. The controllers are an excellent idea. They have four-foot cables that plug into a central switch box, which in turn plugs into the two joystick ports. Each

controller has large orange keys numbered from one to four. So all you need to do is be the first player to press the key with the number of the right answer appearing on the screen. (But check your controllers as soon as possible—we found that one of ours was broken the first time we tried using it.)

The mechanics of PQ are good. You can easily set a game from one to four players, select your choice of response time, the number of rounds and so on. The space bar pauses the action—giving you time to think of the answer without the clock running. The faster you answer, the more points you get. You can also handicap any of your friends who win too often.

But then there are those 2,500-plus questions . . . I really didn't think that "6X14=?" qualified as a trivia question, even with new math. On the initial disk (you can get supplemental question disks), several questions asked for the number of days in certain months, area codes around the country, time zones of major cities, and other off-the-wall items.

One supplemental disk had four questions in a row about Monopoly. Sprinkled throughout are questions about history (mostly American, post-1775) and science. Can you name the chemical elements from their symbols?

But most of the questions deal with middle-American lore—do you know what networks air "Dallas" or the "Tonight Show?" What motor company made the Eagle? A substantial knowledge of American movies helps too.

Despite the complaints, this game is not bad. Trivia gaming turns out to be well suited to your Atari, especially with those well-conceived controllers. If the questions were more entertaining—as in "Trivial Pursuit"—Party Quiz could qualify as excellent.

product reviews

SERPENT'S STAR

Broderbund
17 Paul Drive
San Rafael, CA 94903
(415) 479-1170
48K disk
\$39.95

Reviewed by Michael Ciralo

Mac Steele has returned from tromping around the Central American pyramids in search of the **Mask of the Sun**. This time, he's off to Tibet, seeking **The Serpent's Star**.

Your typical adventurer, Mac is interested in the Serpent's Star gem for the money it will bring on the black market. Fortunately, he also needs his classical training as an archaeologist—as will you, if you are to solve all the puzzles.

The latest graphics/text adventure from Broderbund is set in craggy Tibet among a gaggle of Buddhist monks. A knowledge of their religion will be a slight aid in solving the game's puzzles. (It also helps to be nice to religious strangers . . .)


You can expect a variety of puzzles. Of course, you'll need to collect the proper materials during your Himalayan trek. You'll be quizzed by monks, forced to dodge an avalanche, required to negotiate the obligatory maze, and in many cases trapped in a dead end. Many of the puzzles in the Star must be solved in proper order. Otherwise, you'll need to go back to the beginning or SAVE to disk.

To communicate with the game, you have an adequate parser capable of understanding multiple commands in one sentence. It is not advanced enough to rival real life, or even Infocom games. But it doesn't slow the game too much.

All of this makes for a good, challenging game. There are some complaints about speed, however. Writing to, and reading from, the SAVE disk takes a great deal of time—nearly two minutes to load a saved

game.

Also slowing play are the extensive road scenes. Every move outside a building takes several screens of peaks



and valleys. The page flipping that does this is technically pleasing, but the repetitive scenes quickly become boring.

SPACE WASTE RACE POCKETS: Speech Parts Game

Sunburst Communications, Inc.
39 Washington Ave.
Pleasantville, NY 10570
(800) 431-1934
\$55 each, 48K-disk

Reviewed by Anita Malmig

At the foggy end of Geary Boulevard in San Francisco, just a few blocks from the ocean, you'll find a seafood cafe with a converted-apartment-office upstairs. Nestled way out here is the western branch of Sunburst Communications, educational software developers.

Jack Perron, ex-Atari employee with an English Education Ph.D., leads this group of young programmers and designers who have just produced some stimulating learning games for their Pleasantville, New York parent company.

SPACE WASTE RACE

Space Waste Race's colorful graphics and super sound (kids will love the GRRRR and WHOOOSSH of the rocket taking off) were designed by programmer Peter Wierzbicki, a midnight Atari hacker and former Teamster.

A child looks at an animated story, then plays games related to that story. Geared for four to eight year-olds, this software can provoke some thinking. Certainly, sending all the world's garbage into outer space is quite a thought.

You see a rocket blast the garbage away and compact it into a second moon that gives our old faithful moon a run for its money. The two moons race and collide. The reader is then given the choice of . . . "Would the garbage dirty the face of the human race, or the face of the man in the man in the moon?"

So what makes this different from a storybook? The child can play games and receive direct feedback. Not only do the games relate directly to the story, they teach important learning and comprehension skills.

The games teach counting skills, number and letter identification, concepts of over/under and above/below, sequence of numbers and letters, directional concepts of up/down and left/right. In "Moondrops," bits of debris fall from the moon and the child must count the drops. "Hole in the Moon" lines up three moons, two with numbers or letters and the third a blank in sequence, such as AB__ or 1__3.

In "Fall Out," a letter, number, or symbol drops from the top of the screen. The child must press the key that matches the character shown. However, the characters seem too small. Young children need graphics that are big and bold.

The well-written documentation

continued on page 83



Vastly SUPERIOR to any translation programs available! FOR ATARI 1200XL/600XL/800XL with 64K. (Please specify computer model number!)

\$69.95 (Rom)
\$49.95 (D or C)



\$69.95 (Rom)
\$49.95 (D or C)

THE XL "FIX"!®

The Atari XL series computers represent power, sophistication, and flexibility virtually unrivalled in today's Home Computer Market.

With "approximately" 30-40% of existing software being "incompatible", a real, and serious problem exists. Because of this we have developed THE XL "FIX"!

ADVANTAGES over cheaper "translation products":

1. The XL "FIX"! is capable of fixing more software... an estimated **30% more software!**
2. The XL "FIX"! is available in **DISK, CASSETTE**, and now **ROM!**
3. XL "FIX"! versions fix ALL THREE types of software (Disk - Cassette - and Cartridges!)
4. The XL "FIX"! (disk or cassette) adds **OVER 4K** of usable RAM to your computer (anyone using Data bases or Word processors will really appreciate this feature!)
5. You never have to hold the **OPTION** button down on 600XL or 800XL computers!
6. VERY IMPORTANT! You need to load the XL "FIX"! only **once**... you can **change** disks, cassettes, or cartridges **without** rebooting the XL "FIX"! each time (disk or cassette)!
7. The **ROM** version is instantaneous upon computer power up, has a high speed cursor, is instantly switchable to your original operating system, will work with 16K 600XL's, and more!

The XL "FIX"!... another SUPERIOR product! **64K required!**

DISTRIBUTOR/DEALER inquires welcome

Mastercard-Visa-Money
Order or Cashier Check.
Phone **(716) 467-9326**
Please specify computer model number!

Send \$49.95 (\$69.95 for Rom) plus \$4 shipping and handling (N.Y.S. residents please add 7%):
COMPUTER SOFTWARE SERVICES
P.O. Box 17660
Rochester, New York 14617



THREE NEW PRODUCTS!

THE "SUPER PILL"!



Exactly the same as the WORLD'S leading cartridge backup device... **THE PILL!**... except it's even simpler to operate, it's **SWITCHLESS!** Excellent for families having young children. Totally eliminates opening computer doors and switches. **THE "SUPER PILL"!** is the most advanced state of the **CARTRIDGE BACKUP** device available today. It is totally compatible with all ATARI computers and all programs backed up by the original "PILL"! Only \$79.95 plus \$4 shipping and handling.

THE "PROTECTOR/SILENCER"!

The **"PROTECTOR"!** is a disk and hardware modification (no soldering) for Atari 810, 1050, and Indus GT disk drives that will allow you to write true **BAD SECTORS** wherever you wish (not to be confused with ridiculous speed control or tape jerking schemes!). **Powerful** disk program finds hidden directories, scrambles existing directories, fast maps, hex conversions, disk dupes, and much more!

The **"SILENCER"!** quiets your drive tremendously (eliminates the **LOUD** grinding noise when you read a bad sector!), **PLUS** it allows you to **WRITE TO BOTH SIDES** of any disk **WITHOUT** cutting or notching the disk! Both for only \$49.95 plus \$4 shipping and handling.

THE "COMPANION"!

An amazing device that will enhance the capabilities of the **XL "FIX"!** or Atari Translator. It will allow you to **de-select BASIC** (no more need to hold the **OPTION** button while loading programs on the 600XL's and 800XL's), and it will allow you to **de-select the DIAGNOSTICS** (no more bad loads because of the **DIAGNOSTICS** jumping into the middle of your program load routine!). Installation is simple (10 minutes) and requires **NO** soldering! Only \$29.95 plus \$4 shipping and handling.

DISTRIBUTOR/DEALER inquires welcome.

Our other fine products include THE "PILL!", XL "FIX!", "IMPOSSIBLE!", "METAMORPHOSES!", and "REMOTE"!

Mastercard-Visa-Money
Order or Cashiers Check.
Phone orders:

(716) 467-9326.

Atari is a TM of Atari Inc. The "METAMORPHOSES" is a TM of Computer Software Services (division of S.C.S.D., Inc.)

COMPUTER SOFTWARE SERVICES
P.O. Box 17660
Rochester, New York 14617



\$149.95

For years they said it couldn't be done... **THE "IMPOSSIBLE"!**® they claimed!



\$149.95

Backup almost any disk currently available (even **heavily protected** programs) with an **UNMODIFIED** disk drive!
Works with **ANY** disk drive!

PURPOSE: The **"IMPOSSIBLE"!** was developed in response to the estimated half million disk drive users that own a drive other than the Atari 810 (Indus, Percom, Trak, Rana, Astra, etc.) that wish to **BACK UP** their **protected software**. Due to a radically new technology developed by Computer Software Services, modification to your disk drive has been eliminated! The advantages are obvious! Drive warranties are not violated, the chance accidental damage has been eliminated, etc., etc.

OPERATION: The **"IMPOSSIBLE"!** consists of a disk program (**unprotected** so you can make as many backups as you wish) and a 4K STATIC RAM pack which is inserted into your computer (no soldering!) The **"IMPOSSIBLE"!** will read your program disk and then **re-write it in an unprotected format!** You may make additional backup copies using a sector copier or even regular DOS! Because your backup copy no longer has **BAD SECTORS** or **EXOTIC FORMATS**, the program data can now be manipulated into DOS compatible files (even double density!), transferred to cassette, etc. (with the aid of our Satellite programs!) No user programming knowledge required. A few programs require logical thinking.

- FEATURES:**
1. Backup protected disks
 2. Handles most MULTI-LOAD programs
 3. Makes DOS files (with Satellite option)
 4. Up to 90K data input capable
 5. AFSD-Automatic FUZZY Sector Discriminator
 6. Expands computer memory to 52K usable
 7. Simple NO SOLDER installation
 8. Satellite expandable

PROJECTED SATELLITES: A **"COMPACTOR"!** program which will convert your program into DOS compatible files (double density compatible!) for the storage of several programs on one disk. A **"COLUMN 80"!** program for Word Processing, etc. It allows 80 columns on the screen! The **"XL-MATE"!** will allow programs made with your 400/800 **"IMPOSSIBLE"!** to now play on your XL Computer! The **"METAMORPHOSES II"!** program will allow you to convert your **protected CASSETTES** into disk DOS files and vice-versa. All satellite programs must be used with conjunction with The **"IMPOSSIBLE"!**

REQUIREMENTS: The **"IMPOSSIBLE"!** diskette, the 4K STATIC RAM pack, a 400 or 800 computer (please specify!) with 48K and "B" Rom's. **NOTE!** The very old ATARI computers were shipped with "A" Rom's which had some serious "Bugs". Even if you don't own an **"IMPOSSIBLE"!**, you should upgrade to "B" Rom's (simple to install!) We have them available at a very inexpensive price. CALL US! "XL" version available soon!

NOT A PIRATING TOOL: We at C.S.S. did not design The **"IMPOSSIBLE"!** to put Software Manufacturers out-of-business overnight! Nearly all of our products have been "ripped-off" by industry parasite who have little or no ability to develop a product of their own so we can sympathize with their dilemma. All C.S.S. products have built-in safe guards which prohibit their use for flagrant pirating. The **"IMPOSSIBLE"!** is no exception! While The **"IMPOSSIBLE"!** backup the most heavily protected programs, it also checks to see that the 4K STATIC RAM pack is installed before allowing the backup copy to execute!

EXAMPLES: The **"IMPOSSIBLE"!** has been tested on 300 of the most popular and heavily protected programs we could find. With nearly 4000 programs for Atari, we DO NOT guarantee that it will backup all programs in the past-present-and future! We will supply updates at \$6 each (non-profit!) if and when necessary. Programs we have successfully backed up include: Blue Max, Visi-cal, Archon, Mule, File Manager 800 +, Syn Calc, Syn File, One on One, 7 Cities of Gold, Super Bunny, Load Runner, Drol, and Gumball just to name a few!

Mastercard-Visa-Money
Orders or Cashier Check.
Phone: **(716) 467-9326**
Please specify computer model number!

Send \$149.95 plus \$4 shipping and handling (N.Y.S. residents please add 7%)

COMPUTER SOFTWARE SERVICES
P.O. BOX 17660
ROCHESTER, N.Y. 14617

product reviews

continued from page 81

offers ways for teacher and parent to use the program and suggests additional activities.

POCKETS

Pockets: the Parts of Speech Game may just be the way to liven up school grammar lessons.

Here's an arcade-style game where students gain points racing against the clock while practicing parts of speech. Pockets comes in three levels: for 4th and 5th graders; for 6th and 7th graders; and for 8th grade through high school.

In level one, on the screen you see sentences such as, "Mary bought a lunch at school. She spilled the milk and felt very foolish."

Using a joystick (or arrow keys) the player moves Pocket the Kangaroo onto a word, picks the word up, moves upward to a colored pouch labeled with a part of speech like "verb" or "noun," and drops in the word. If a correct match was made, the pouch flashes and the player scores points. Also, the word in the sentence changes into inverse video, showing it's been identified correctly.

But watch out for the Rovers! If these little demons bump into the busy Kangaroo before a word is picked up, the player loses points.

The Teachers' Edition (\$65) offers many helpful features. Teachers can edit the sentences and the parts of speech pouches. They can focus on adjectives and pronouns today, verbs and adverbs tomorrow.

Also, only the main program disk is copy-protected. The package includes data disks which can be copied for each student. This is one of the fairest solutions I've seen for this problem of pirating vs. high cost of software.

ABCs OF ATARI COMPUTERS

by David E. Mentley

Datamost

20660 Nordhoff Street

Chatsworth, CA 91311

(818) 709-1202

228 pages, paperbound

\$14.95

Reviewed by Jack Powell

Each week **Antic** receives at least a hundred letters with questions about Atari computers. Atari users at all levels of experience want to know everything from how to blink the cursor to how many programming languages are available. Only a fraction of these letters can appear in our I/O Board pages and unfortunately the **Antic** editors simply would not have time to get out the magazine if we answered each letter personally.

Until now the answer to many of our readers' questions could only be found scattered throughout many books, technical manuals and magazine back-issues. New Atarians had no way of knowing where to look. And even experienced users would have a hard time remembering exactly where they saw that specific bit of information they need.

David Mentley's **ABCs of ATARI COMPUTERS** admirably fills this void. Mentley took over as president of the San Francisco Atari user's group, ABACUS, after founder James Capparell left to start **Antic** Magazine. During his 18 months as president, Mentley collected thousands of user newsletters from across the country. He compiled technical tips, tricks, and little known Atari facts from their pages and presented them alphabetically in a clear and concise style.

This book covers an incredible range. The author himself says it's primarily aimed at the beginner to intermediate user. But the book is so

continued on next page

NOW

ANTIC GETS DOWN TO BUSINESS

DO YOUR '84 TAX
ON THE ATARI

1984 Federal Income Tax SynCalc Template \$15

(As seen in this issue of Antic)

INCLUDES:

IRS 1984 Long-Form 1040
with Tax Tables

1984 Schedules A, B, C, D,
E, G, SE, W.

Forms 2106, 2441.

(Requires SynCalc program and 48K Atari
with Disk Drive)

SPECIAL: 1984 Tax Template and SynCalc \$65

For a limited time, you can
order directly from Antic at
substantial savings.

Antic

TO ORDER:

CALL Antic at (800) 227-1617 Ext. 133 (outside California) or (800) 772-3545 Ext. 133 (inside California). Pay with VISA or MasterCard. (Note \$3 shipping per title, or \$5 per set. Californians add 6½% sales tax. Canadian orders require a \$10 shipping and handling fee.)

WRITE Antic at 524 Second St., Dept. APPS, San Francisco, CA, 94107. INCLUDE: name, address, daytime phone number, product and quantities. Be sure to add \$3 shipping per title, or \$5 per set. Californians add 6½% sales tax. Canadian orders require a \$10 shipping and handling fee. Please allow 2-3 weeks for delivery.

Affordable
Memory

**FACTORY
DIRECT
SPECIAL!**

AXLON

RAMPOWER

PLUG-COMPATIBLE MEMORY

THE DISK EMULATOR

128K RAMPOWER
FOR ATARI 800 **\$299⁰⁰**

Special "Combo-pack" - 128K/32K
COMPATIBLE WITH SynFile+™ AND SynCalc™
OF SYNAPSE SOFTWARE CORP **\$325⁰⁰**

48K RAMPOWER
FOR ATARI 400 **\$79⁹⁵**

32K RAMPOWER
FOR ATARI 400
OR 800 **\$49⁹⁵**

COMPATIBLE WITH 128K RAMPOWER

ALLOW 3 to 4 WEEKS DELIVERY



AXLON[®]

1287 Lawrence Station Road
Sunnyvale, CA 94089

QTY		TOTAL \$
_____	128K RAMPOWER @ 299.00	\$ _____
_____	COMBO-PACK 128K/32K @ 325.00	\$ _____
_____	48K RAMPOWER @ 79.95	\$ _____
_____	32K RAMPOWER @ 49.95	\$ _____
	(CA RESIDENTS ADD SALES TAX)	\$ _____
	ADD SHIPPING + HANDLING	\$ 5.00
	TOTAL \$	\$ _____

ENCLOSED IS MY:

Check/Money Order No. _____

VISA/Master Charge No. _____ Exp. Date _____

Name _____

Address _____

City _____ State _____ Zip _____

Signature _____ Date _____

CALL NOW TO ORDER

(408)

747-1900

product reviews

chock full of Atari trivia that experienced users are sure to enjoy it, if only to have all this stuff in one place for a change.

Would you like to know how to modify the 810 disk drive for greater accuracy? If you're a new user, you might just want to know what "Star Raiders" is. Plenty of newcomers are grimly trying to figure out what's "page six" while the rest of us assume everyone knows about it. How about a chart of printer control codes comparing many major brands?

This book is not going to replace the Atari Technical Reference Manual. But if you're planning to write a question to *Antic*, please look it up in ABCs of Atari Computers first. You'll save some time and postage.

G.E. COMPU-MATE DATA RECORDER

General Electric
Housewares & Audio Business Div.
P.O. Box 70050
Charlotte, NC 28272
(800) 626-2000
\$69.95

Reviewed by Nicholas J. Worth

G.E.'s Compu-Mate computer data recorder is a viable alternative for Atari owners who are looking for a cassette unit.

The Compu-Mate is streamlined and compact. It comes with an interface module, a power cord/adaptor and cables for both the Atari and Commodore computers. The Atari cable connects the interface module to your I/O port or any other peripheral. The interface module also connects to the power supply, and has three built-in recorder plugs, the 6V DC, earphone and Mic/Rem.

Because it only has one I/O connection, the recorder must be the last item in a peripheral daisychain. Also, the interface module is a second unit taking up desk space. These are obvi-

ously shortcomings.

However, several features are very good. First, the RECORD and PLAY buttons are connected. When SAVING a program or data from the computer to the recorder you need only push the RECORD button—the PLAY button will automatically move with it.

The Compu-Mate also has LED indicators for RECORD and PLAY, along with a data level indicator. The data indicator works with an LED on the interface to let you know if recorded data is being transferred to the computer at the proper rate.

**The Compu-Mate is
streamlined and compact.**

The recorder has a standard digital tape counter with reset button and a small, built-in speaker with volume control (for listening to the data transfer process). You can also switch between "Atari" and "All Others."

The recorder comes with an instruction booklet that is well-written—except that it doesn't mention the LIST "C:" and SAVE "C:" options open to Atari users.

Checking the Compu-Mate against the Atari 410 recorder by SAVING and LOADING several programs of varying lengths, I found that the Compu-Mate performed comparably with the Atari 410, but was faster on the REWIND and FAST FORWARD cycles. The Compu-Mate's smaller keys were more comfortable than those of the 410.

CONAN

Datasoft
19808 Nordhoff Place
Chatsworth, CA 91311
(818) 701-5161
48K disk
\$39.95

Reviewed by Michael Ciruolo

The flowing hair and acrobatic leaps

product reviews

of **Conan** have joined Datasoft's Famous Faces series (**Bruce Lee**, **Dallas**).

Conan must fight his way through seven levels of giant floating eyeballs, dragons, flame monsters, electric spark creatures and other nasties to find and destroy the villain Volta.

The legendary barbarian can perform astounding jumps and tumbles; he can fall from any height, and throw his magical sword at foes.

Datasoft describes Conan as "surrealistic". Surely the purple trees add to that. You'll also encounter lava pits,

Datasoft describes
Conan as "surrealistic."

large friendly birds, and transporter booths.

All of this is combined with challenges typical of any ladder game. What detracts from the enjoyment are programming quirks such as Conan walking halfway through trees, standing in mid air, and so on. Conan lacks the crisp movements of **Whistler's Brother** or **Montezuma's Revenge**.

The greatest shortcoming is the game's excruciatingly long loading time for each screen. Considering there are only seven levels, no scrolling and no page flipping, this seems quite unnecessary.

Because you must go back to the beginning each time you exhaust your two initial lives, you can spend several minutes waiting to get back to the level of your death. Better take along some coffee on Conan's quest

UP AND DOWN

Sega Enterprises, Inc.
360 N. Sepulveda Blvd.
El Segundo, CA 90245
(213) 640-7600
16K cartridge
\$19.95

Reviewed by David Plotkin

Up and Down is an unusual new driving game that's definitely worth a look. The object is to navigate your joystick-controlled car across the scrolling landscape, keeping to the roads and picking up flags as you go. When all flags have been captured, you move on to the next level. Attempting to prevent you from completing your mission are enemy vehicles—primarily pickup trucks—which will try to run you off the road.

The scrolling screens are viewed from three-quarter perspective, as in **Zaxxon** or **Blue Max**. This tends to make steering a little confusing at first, but you soon adjust. Your car also has the ability to leap into the air for short periods of time, as in **Lunar Lander**. This enables you to jump from one road to another, avoid enemies, hop over the chasms in higher levels, and even destroy your enemies by landing on top of them with a most satisfying "squish".


You may also slow down or back up, although I don't recommend this as a steady diet. You can't leap into the air while backing up, which leaves you vulnerable to enemies coming up fast from the rear. Further complicating your life are the hills (up and down!) which you must either climb with a running start, or speed downward at the worst times.

When several enemies appear on the same line of the screen, they begin to flicker in a most distracting way, ala **2600 PacMan**. This seems to be a function of the fact that all motion is by **Player/Missile Graphics**. But the flicker can be adjusted to, and it's not a fatal flaw. All in all, **Up and Down** is a lot of fun, with smoothly increasing levels of difficulty, unusual play mechanics and good sound effects.



GREAT VALUES

ASTRA 1620 ...



LIMITED QUANTITIES

\$349.00

PLUS \$10.00 SHIPPING

INCLUDED ... SMARTDOS

ASTRA 2001 549.00

ASTRA BIG D \$645.00
(INCLUDES SMART DOS AND MY DOS)

DESK SET \$39.00

COMPLETE DESK PACKAGE

CALENDAR

CALENDAR is a perpetual calendar, an appointment calendar and also a card file. The perpetual calendar is a calendar of every month, past, present or future. The appointment calendar allows up to 15 entries to be made each day.

CARD FILE

The card file is a mail list program which holds up to 200 addresses. The printing format of card file includes continuous lists, labels or envelopes. Files can be printed; all the files from one file number to another; by zip code; by state or by selected files.

LETTER WRITER

LETTER WRITER is a preformatted letter writing program. LETTER WRITER can be used for any number of applications involving entering, editing and printing text. LETTER WRITER is designed to be easy to use and does not require extensive training. While LETTER WRITER is not a full word processing system, it performs 90% of the functions used by harder to use and more expensive word processors. DESK SET also contains a program that allows you to combine Card File and Letter Writer for interaction.

FINANCIAL CALCULATOR

FINANCIAL CALCULATOR answers virtually any questions concerning the cost of money, loans, and interest earned on savings, loans and investments. Plus, this program will give a complete interest earned table and amortization table. This program is a must for anyone serious about money.

FORECASTER

Forecast future events based on past information. Forecast profits, costs, sales trends, prices test scores, virtually anything. Edit, save on disk and test various elements to determine the outcome. FORECASTER is a powerful "what if" program - a must for business.

Two drive - double density - 48K required.

MasterCard/VISA

The Programmers Workshop

5230 Clark Ave., Suite 19
Lakewood, CA 90712

PHONE (213) 920-8809

ADVERTISERS

ABBY'S HOUSE OF DISCOUNT SOFTWARE	39
ACTIVISION	2
ADD-ON SYSTEMS	3
ALLEN MACROWARE	89
ALPHA SYSTEMS	86
AMERICAN TV	48
ANTIC, INC.	see insert
ASTRA SYSTEMS	27
AUGUST PUBLICATIONS	87
AXLON	84
AXLON GAMES	16
B & C COMPUTERVERSIONS	87
COMPUCAT	87
COMPUCLUB	10
COMPUTER CREATIONS	23
COMPUTER PALACE	54
COMPUTER SOFTWARE SERVICE	82
CONTINENTAL SOFTWARE	13
DAK	30,31, 32
DYNAMIC SOFTWARE	53
E & B COMPUTER SERVICES	87
EASTERN HOUSE	22
ELECTRONIC ONE	53
HAPPY COMPUTING	36
INDUS	38
KRENTEK SOFTWARE	48
JOHN DIANA & ASSOCIATES	58
LOTSA BYTES	7
MARKET DIRECTIONS	48
MICROBITS	4
MINDSCAPE	9
MPS	87
ORIGIN SYSTEMS	91
PROGRAMMERS WORKSHOP	85
SENECOM	48
SOFTWARE DISCOUNTERS OF AMERICA	12
SOUTHERN SOFTWARE	53
SUBLOGIC	BC
ZOOMSOFT	87

EXPAND YOUR UNIVERSE
Alpha Systems proves again that excellent software doesn't have to cost a lot!

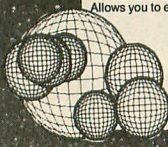
AMAZE YOUR FRIENDS

Print Giant Posters - Up to 6 feet

MAGNIPRINT

THE ULTIMATE GRAPHICS PRINTING PACKAGE FOR ATARI COMPUTERS. NO OTHER PROGRAMS CAN DO ALL THIS.

Prints your Atari® Graphics Screens like you've never seen before! Even prints GTIA modes with 16 shades. Prints various sizes from 1/8th page to GIANT Wall size posters. Allows you to enlarge and print any portion of the screen. Works with standard paper and Epson, NEC, C. Itoh or Gemini printers. Prints vertically or horizontally. Special feature lets you modify pictures on the screen. Prints your own screens or those from Graphics Master, Micropainter, Koala Pad, Atari® Touch Tablet, Fun with Art, PAINT, BGraph, and others.



Only \$29.95
FREE! With any Magniprint order-PRINTALL. Allows you to print your programs or files just as they appear on the screen. Clearly prints all graphics symbols, even INVERSE and control characters.


AT LAST A UTILITY THAT DOES IT ALL. Scans & Analyzes ALL Atari® programs. Works on programs stored on: Disk, Cartridge or directly from memory. Converts complex machine language into readable assembler. Transforms ANY Atari® BASIC program into

THE Scanalyzer

listable, modifiable BASIC. Changes a 4, 8 or 16K cartridge into a binary load file and source file that you can view & change using regular Atari® assembler. Clearly shows protection techniques such as: BAD SECTORS, BAD DATA MARKS, DUPLICATE SECTORS and FORCED CRC ERRORS. Even finds and No other program can do this!

Complete with instructions in theory and use.

\$29.95



Actually done with Magniprint!

ALPHA SYSTEMS

ATARI SOFTWARE PROTECTION TECHNIQUES

GEORGE MORRISON

KEYBOARD CUSTOMIZER

Customizes your Atari® to transform it into one of the most powerful program development tools ever. Allows you to alter functions of your keyboard to fit your personal needs. Allows you to give multiple commands that will execute automatically on systems start up or whenever you wish. Makes the computer seem to program itself. Can generate common program lines or statements from a single keystroke, greatly reducing typing time. Imagine hitting one key (or combination of keys) to generate any statement of your choice instantly on the screen! Lets cursor move 50% faster. Works perfectly with Basic, Assembler, Pilot, or all by itself. This 100% machine language program was developed by a large scale systems programmer for his own use, but is now available to everyone. Increases programming efficiency. Reduces keying errors. Easy enough for a beginner.

\$16.95

Top Selling Book (over 100 pages)

ATARI SOFTWARE PROTECTION TECHNIQUES

Thoroughly explains how advanced software pirates copy programs, and how you can protect your programs. Complete with disk of protection programs.

\$24.95

the IMPERSONATOR

Create normally running back-up copies of your cartridges. Yes, for only \$29.95 you can have working copies of all your 4K, 8K, or 16K game cartridges for Atari® computers. Special software you receive will allow you to save the data from a cartridge to an ordinary disk file. This disk file will run just like the original cartridge when used with The Impersonator. Now you can put all your real cartridges away for safe keeping and use The Impersonator for everything. Each disk can hold 5 or more cartridges.

NOTE: This product is intended for use as a back-up tool for your own cartridges. Alpha Systems does not condone copying borrowed or rented cartridges.

ONLY \$29.95

Cassette Operating System (C.O.S.)

The only cassette program you'll ever need. COPIES: C.O.S. Copies all Atari® cassettes - Copies disk files to cassettes - Copies single boot cassettes to disk - Stores any cassette program to disk for safe keeping. DISPLAYS: Displays any cassette program in hex, ascii, or converts it to a readable assembler language file. (Compatible with Atari® assembler cartridge) ALTERS: Modifies the size, contents or combine and dissect whole programs. Modified files can be saved to disk or multi-stage cassette.

All this on one disk for only \$24.95

Includes complete cassette tutorial. Including adding music to your cassette.

ALPHA SYSTEMS

BONUS: Order any 3 programs & get FREE Deluxe Space Games (3 games on a disc)

MAIL TO: Alpha Systems/4435 Maplepark Rd./Stow, OH 44224
Send check or money order. Include \$2.00 ship. & hdg. Ohio residents add 5 1/2% sales tax.
CALL: 216-374-7469 to charge to MasterCard or VISA

All for your Atari Computers. Disk drive and 48K required
Atari is a registered trademark of Atari Corporation

This is provided as a convenience and as a courtesy to advertisers. **ANTIC** does not guarantee accuracy or comprehensiveness.

SHOPPER'S GUIDE

SMART 1030

COMMUNICATION SOFTWARE ENHANCEMENT PROGRAM

- * USE WITH ATARI® 835 OR 1030 MODEM
- * HAYES® COMMAND SET COMPATIBLE WITH EXPANDED COMMAND SET
- * PULSE AND TOUCH-TONE DIALING
- * COMPATIBLE WITH MOST COMMUNICATION SOFTWARE AVAILABLE FOR THE 850 INTERFACE MODULE
- * ON LINE BULLETIN BOARD LISTING WITH AUTOMATIC DIALING
- * ON SCREEN HELP COMMANDS
- * AMODEM SOFTWARE INCLUDED FREE -UNLIMITED FILE TRANSFER -SUPPORTS XMODEM PROTOCOL

E & B COMPUTER SERVICES
P.O. BOX 292506
COLUMBUS, OHIO 43229

\$19.95

MAIL CASHIER'S CHECK, MONEY ORDER, VISA OR MASTERCARD (add 4%), PERSONAL CHECKS (ALLOW 2 WEEKS TO CLEAR). ADD \$2.00 FOR SHIPPING AND HANDLING. OHIO RESIDENTS ADD 5 1/2% SALES TAX. DEALER INQUIRIES INVITED.

LOGO AIDE



by
BARRY A. HOGLUND
REPRODUCIBLE
\$\$\$AVESS

(LCSI VERSION FOR ATARI COMPUTERS)

PARENTS! STUDENTS! USERS GROUPS!

A BOOK WRITTEN BY A TEACHER, FOR TEACHERS, IS NOW AVAILABLE TO THE PUBLIC.

LOGO AIDE is directed toward ATARI users with limited experience in LOGO. The content is highly structured and easy to use. Topics such as Initial Primitives, Multiple Turtles, Writing Procedures, Shape Editing, Using Variables, and Project Planning are addressed. Materials include teaching aides, quick reference charts and large graphics. All explanations are well organized, clearly stated and fun!

The author has granted duplication rights for all parts of the book that are used with the purchaser's students or users group.

LOGO AIDE is equally suitable for the K-5 teacher with one computer and limited time. The 6-8 teacher in a lab setting, the in-service teacher or college instructor with computer literacy responsibilities, and Parents, Students, and User Groups.

MAIL CHECK OR MONEY ORDER TO AUGUST PUBLICATIONS P.O. BOX 67 SAN RAFAEL, CA 94915	VISA, M.C. # _____ EXPIRATION DATE _____ SIGNATURE _____ ADDRESS _____			
# COPIES	PRICE	6% TAX	SHIPPING	TOTAL
	\$29.99	\$1.80	\$2.95	

zoomsoft

BRITAIN'S LEADING ATARI
SOFTWARE SPECIALIST

	cass	disk
	UK POUNDS	
Bruce Lee	14.95	14.95
Dallas Quest	N/A	14.95
Tigers in the Snow	14.95	14.95
Combat Leader	14.95	14.95
Graphics Art Department	N/A	44.95
Jetboot Jack	9.95	N/A
Encounter	9.95	12.95
Arcade Construction Set	N/A	44.95
F15 Strike Eagle	14.95	14.95
Beach Head	9.95	12.95
Fort Apocalypse	9.95	14.95
Blue Max	9.95	14.95
Blue Thunder	9.95	N/A
Attack of the Mutant Camels	8.95	N/A
Disk Collector	N/A	18.95
The Protect (write to both sides of a disk)		13.95

PLUS 100's more titles available.
Send S.A.E. for FREE catalogue.

Cheques, PO to:-

ZOOMSOFT, 46 Huntsworth Mews,
London, NW1 6DB Tel: 01 723-0562.

Foreign orders please add £1.25 for post.

**YOUR AD
COULD
APPEAR
HERE
CALL
415 661 3400**

DISK BREAKS?

Fast, Reliable Repair
for Atari 810 & 1050 Disk Drives

- 3 Day Turnaround
- 90 Day Warranty
- \$85 Flat Rate with Repairable Exchange
- Spare Parts Available

Dealers—Special Rates Available
Ask about Express Expedite

MPS

The Disk Drive Specialists
(916) 786-6550

Add \$10 shipping & handling.
Check, MO, Visa, MC



The Online Catalog of Computers and Software
Our Prices are **WHOLESALE + 10%**

SAMPLES!!!

- Gemini 10X Printer — \$282
- Atari 850 Interface — \$124
- Indus GT Disk Drive — \$285
- Olympia RO Daisy Wheel Printer — \$332
- Atari 1050 Disk Drive — \$172
- Batteries Included Home Pak — \$36

ASK ABOUT OUR FREE PRICE LIST
FREE SOFTWARE - FREE BULLETIN BOARD SERVICE

(408) 353-1836

We support the complete Atari product line.

Instant Shipping (or as fast as we can). Mastercard & Visa accepted (no extra charge). Shipping & handling add 6%. California customers add 6.5% sales tax. Order by phone Mon-Fri - 10 a.m.-5 p.m. PST. Order by modem daily 6 p.m.-9 a.m.) from our online Teletatalog.

Prices subject to change without notice.

COMPUCAT

24500 Glenwood Hwy., Los Gatos, CA 95030

SPARE PARTS FOR YOUR ATARI

Hard to find Integrated Circuits \$5. each
On CPU: GTIA, ANTIC, CTIA,
CPU 6502, CPU 6511
On 10K OS: Math ROM 399B, OS ROMS
499B & 599B
On 800/400 Main: Pokey, 6520 PIA
On 810 & 850: MPU 6507, PIA 6532,
RAM 6810, ROM C
Field Service Manuals 800/400, 800XL or 810 \$25 ea
For 1050 or 1200XL \$20 ea. For 410 or 835 \$15 ea
Diagnostic Cartridges Computer or Disk \$25 ea

B&C computervisions

(408) 554-0666

3400 El Camino Real, #1,
Santa Clara, CA 95051

Hours: Tuesday-Friday 10am-7pm,
Sat. 10am-5pm

Terms: UPS Shipments within USA. Add \$5 COD
or prepaid. Calif. Res. add 6 1/2% sales tax.

**GREAT
SOFTWARE
VALUES
in this issue's
ANTIC
CATALOG!**

service center

Service Centers, Retailers, to
get your listing in Antic call
(415)661-3400

ALABAMA

VIDEO REPAIR CO.
2009 CENTERPOINT RD.
BIRMINGHAM
205-854-5212

RAINBOW CITY SERVICE
CENTER
244 RAINBOW PLAZA
GADSDEN
205-442-6810

C & R ELECTRONICS
704 HOLCOMBE AVE.
MOBILE
205-473-3030

BUSINESS SERVICES
2828 CHESTNUT ST.
MONTGOMERY
205-834-2290

ARIZONA

RICK'S TV & APPLIANCE
1104 E. DEUCE OF CLUBS
SHOW LOW
602-537-7625

CALIFORNIA

LEARNING TREE COMPUTER
CTR.
2441 N. TUSTIN SUITE BCD
SANTA ANA
714-667-1575

COMPUTER SUPPORT
SERVICE
52 S. LINDEN AVE. #1
SOUTH SAN FRANCISCO
415-589-9800

D & G COMPUTERS
4156 MANZANITA AVE. #200
CARMICHAEL
916-485-7779

SAN JOSE COMPUTER
1844-E ALMADEN RD.
SAN JOSE
408-723-2025

B & C COMPUTERVERSION
3400 EL CAMINO REAL
SANTA CLARA
408-554-0666

ATCOM COMPUTERS
1421 THOUSAND OAKS BLVD.
THOUSAND OAKS
805-497-1220

AUTHORIZED COMPUTER
SERVICE
951 W. FOOTHILL BLVD.
UPLAND
714-985-2101

TESTEK
7224 VALJEAN AVE.
VAN NUYS
818-786-6890

COMPUTER JUNCTION, INC.
15000 7TH ST. SUITE 214
VICTORVILLE
619-245-3622

COLORADO

AMERICAN TELEVISION
SERVICE CO
1226 W. LITTLETON BLVD.
LITTLETON
303-795-2040

LOOKING GLASS
MICROPRODUCTS
4233 WEST EISENHOWER
LOVELAND
303-669-2681

FLORIDA

R & S ELECTRONICS, INC.
3245 W. MCNAB RD.
FT. LAUDERDALE
305-979-6763

BOURQUE'S ELECTRONIC
SERVICE
180 RICHPHEN RD.
FT. WALTON BEACH
904-862-3346

MR. SOFTWARE
101 HOLLYWOOD FASHION
CENTER
HOLLYWOOD
305-981-9090

ENTERTAINMENT SERVICES
ELECT.
811 EDGEWOOD AVE. S.
JACKSONVILLE
904-786-1305

GEORGIA

GOODWIN'S ELECTRONICS
JUNCTION SHOPPING CENTER
ALBANY
912-435-9605

NORMAN'S ELECTRONICS,
INC.
4014 PEACHTREE RD. NE
ATLANTA
404-237-3349

ELECTRONIC SPECIALISTS
1685 EDNA PLACE
MACON
912-742-5628

RADIOS AND
MICROCOMPUTERS INC.
3833A WASHINGTON RD
MARTINEZ
404-863-9071

HARRIS TV
1 E. MONTGOMERY
CROSSROAD
SAVANNAH
912-927-2084

HAWAII

KONA COMPUTER
75-5706 HANAMA PL. #107
KAILUA-KONA
808-329-8574

ILLINOIS

DIGITAL WORLD, INC.
711 ARMY TRAIL RD.
ADDISON
312-543-9000

OMEGA ENTERPRISES
7823 N. 2ND ST.
ROCKFORD
815-282-1477

INDIANA

WRIGHT ELECTRONICS
614 N. MAIN ST.
EVANSVILLE
812-423-2845

CITIZEN'S TV & VIDEO
827 W. GLENPARK AVE.
GRIFFITH
219-924-0047

THE COMPUTER CORNER
7101 BROADWAY
MERRILLVILLE
219-738-3282

KANSAS

MIDWEST APPLIANCE
SERVICE
METCALF SOUTH MALL
OVERLAND PARK
913-341-6688

KENTUCKY

FACTORY ELECTRONICS
2422 PALUMBO DR.
LEXINGTON
606-269-7341

LOUISIANA

COMPUTER ELECTRONICS
1955 DALLAS DR.
BATON ROUGE
504-924-8066

MASSACHUSETTS

CUSTOM ELECTRONICS
238 EXCHANGE ST.
CHICOPEE
413-592-4761

BEACON TV-ELECTRONICS
8 TILESTON ST.
EVERETT
617-389-8600

CONDOR SERVICE
372 SOUTH MAIN ST.
SHARON
617-784-2382

ROCOM, INC.
184 MAIN ST.
WAREHAM
617-295-2542

MARYLAND

NATIONAL BUSINESS &
SECURITY
8639 LOCH RAVEN BLVD.
BALTIMORE
301-665-8870

EDGEWOOD TV & AUDIO
4932 EDGEWOOD RD.
COLLEGE PARK
301-441-9116

CROFTON TV & VIDEO
SERVICE
2217 DEFENSE HWY
CROFTON
301-721-1700

COMPUVISION COMPUTER
CENTER
6445 BURWOOD PL.
GLEN BURNIE
301-850-4055

ADVANCED COMPUTER
SERVICE CO.
287 E. GREEN ST.
WESTMINSTER
301-876-8202

MAINE

AUTOMATIC SERVICES
22 TARGET INDUSTRIAL
CIRCLE
BANGOR
207-942-6769

MICHIGAN

FUTURE DIRECTIONS
1520 N. VAN DYKE
BAD AXE
517-269-7211

THE FAMILY COMPUTER
CENTER
3895 W. 12 MILE RD.
BERKLEY
313-543-0520

MINNESOTA

CHASE TRANSISTOR SERVICE
521 LEONARD ST. NW
GRAND RAPIDS
616-454-9000

MISSOURI

PHILIPS COMMUNICATIONS
& TV
748 N.E. HARDING ST.
MINNEAPOLIS
612-378-7200

SOLID STATE SERVICE
548 SHATTUCK RD.
SAGINAW
517-752-0606

USER FRIENDLY COMPUTER
8465 PLAZA BLVD.
SPRING LAKE PARK
612-786-8181

SOUTHLAND ELECTRONICS
22 E. OLIVE DR.
AURORA
417-678-4623

COMMUNITY SOUND & VIDEO
1834 S. STEWART
SPRINGFIELD
417-887-3391

A & E ELECTRONICS CORP
2001 BIG BEND BLVD.
ST. LOUIS
314-645-7733

J & S VIDEO VISIONS
1051 WASHINGTON SQUARE
CENTER
WASHINGTON
314-239-2677

MISSISSIPPI

ELECTRONIC SERVICES
2315 25TH AVE
GULFPORT
601-863-3772

NORTH CAROLINA

SOUTHERN PHOTO
TECHNICAL SVCE
2610 SOUTH BLVD.
CHARLOTTE
704-523-0012

NEW JERSEY

DEPENDABLE PARTS, INC.
168 MAIN ST.
CHATHAM
201-635-5888

S R DATA
2141 WOODBRIDGE AVE.
EDISON
201-985-5017

ADVANCED ELECTRONICS
VILLAGE SHOPPING CENTER
RT.206
FLANDERS
201-584-1252

TELSAR ELECTRONIC
SERVICES, INC
829 STONE RD.
LAUREL SPRINGS
609-783-8500

VIDEO ELECTRONICS
COMPUTER SVC
1418 ROSELLE ST.
LINDEN
201-925-1418

NEW YORK

VIDEO CONNECTION OF
SOMERSET
900 EASTON AVE.
SOMERSET
201-545-8733

K & S ELECTRONICS
119 HAMILTON BLVD.
SOUTH PLAINFIELD
201-755-4204

ISLAND VIDEO COMPUTER
SERVICE
35 MIDDLE COUNTRY RD.
CORAM
516-736-1001

AARDVARK ELECTRONIC
SERVICE
44 CASTLE ST.
GENEVA
315-789-5295

LONG ISLAND COMPUTER
GENERAL
103 ATLANTIC AVE.
LYNBROOK
516-887-1500

ABC ELECTRONICS SERVICE
CO.
392 THURSTON RD.
ROCHESTER
716-328-1840

OHIO

ARJAY MICRO
1385 BETHEL RD.
COLUMBUS
614-459-4219

STATION FUN TV, INC.
206 CLINTON ST.
DEFIANCE
419-782-8545

COMPUTER CREATIONS
424 E. STROOP RD.
KETTERING
513-294-0222

B AND G ELECTRONICS, INC.
15729 MADISON AVE.
LAKEWOOD
216-521-2855

OREGON

ERIC MARTIN'S, INC.
5485 WARRENSVILLE CENTER
RD.
MAPLE HGTS
216-663-2032

VIDEO COMPUTER WORLD,
INC.
2223 WOODVILLE RD.
OREGON
419-691-7282

DODD CO.
7795 W. RIDGEWOOD DR.
PARMA
216-886-2828

NORTHWEST COMPUTER
SUPPORT, INC
10200 S.W. NIMBUS G-1
PORTLAND
503-684-3280

PENNSYLVANIA

KIBLER'S INDEPENDENT TV
526 FALLOWFIELD AVE.
CHARLEROI
412-483-7484

PARK T. MORROW, INC.
627 W. 26TH ST.
ERIE
814-455-7566

DEBUG BYTES COMPUTERS
662 PHILADELPHIA ST.
INDIANA
412-349-7290

GRUSS ELECTRONIC REPAIR
HILLS PLAZA
JOHNSTOWN
814-266-1395

TESCO, INC.
9237 ROOSEVELT BLVD.
PHILADELPHIA
215-677-5000

service center

NATIONAL TELEVISION SERVICE

5461-63 PENN AVE
PITTSBURGH
412-361-5400

BOYD TV

719 LANCASTER AVE
WAYNE
215-688-3727

RHODE ISLAND

VIDEO ENCOUNTERS
MAINES SHOPPING CENTER
WAKEFIELD
401-783-3460

SOUTH CAROLINA

ELECTRONIC SERVICE CO.
1736 DECKER BLVD
COLUMBIA
803-782-2705
COASTAL TV & APPLIANCE CO.
603 HWY 501
CONWAY
803-248-2686

SOUTH DAKOTA

TAYLOR AUDIO-VISUAL, INC.
1009 DAKOTA S.
HURON
605-352-3205

HOUSE OF TELEVISION

601 SOUTH DULUTH AVE.
SIOUX FALLS
605-338-9051

TENNESSEE

HI-FI SERVICE CENTER
4608 HIXSON PIKE
CHATTANOOGA
615-877-6781

BILL'S T.V. SALES & SERVICE

3843-C DICKERSON RD.
NASHVILLE
615-865-5000

TEXAS

TV CENTER
202 S. WILLIS
ABILENE
915-677-1171

PACIFIC STEREO

525 113TH ST.
ARLINGTON
817-640-3094

LONGS/ENTRONIX

5800 MAPLE AVE.
DALLAS
214-358-3222

COMPUTER HOME, INC.

3548 KNICKERBOCKER
SAN ANGELO
915-944-9795

UTAH

INTERWEST ELECTRONICS
CORP.

4091 SOUTH STATE ST.

SALT LAKE CITY

801-266-5301

VIRGINIA

SALEM COMPUTER CENTER
4034 PLANK RD.

FREDERICK

703-786-8126

VIDEO UNLIMITED SERVICE
CENTER

1707 ROUTE 17

GRAFTON

804-898-5318

L & Y ELECTRONICS

13670 JEFFERSON DAVIS
HWY.

WOODBRIIDGE

703-494-3444

WASHINGTON

ON LINE COMPUTERS PLUS

13710 NE 20TH ST.

BELLEVUE

206-644-2080

BUTLER'S TV & COMPUTER
SERVICE

28717 PACIFIC HWY SOUTH

FEDERAL WAY

206-941-9096

ARTICULATE SYSTEMS

E 9405 SPRAGUE AVE.

SERVICE CTR

SPOKANE

509-922-0255

JOHNSON'S TELEVISION

SERVICE

N 4424 WALL

SPOKANE

509-327-9566

WISCONSIN

AUTHORIZED TV

810 NINTH ST.

GREEN BAY

414-499-4215

DAN'S CITY WIDE TV.

1259 E. JOHNSON ST.

MADISON

608-255-4144

MISTER TV SERVICE

5455 W. BURLEIGH ST.

MILWAUKEE

414-873-2415

WEST VIRGINIA

COMPUTERS PLUS, INC.

2077 CHARLESTON TOWN

CENTER

CHARLESTON

304-342-4848

Antic welcomes program submissions from readers. Just send us your program and accompanying article, we'll pay you if we publish them.

We prefer to see your listing and text on both *paper and disk*.

Sending us your program on cassette is also okay. But please put program copies on *both* sides of the cassette.

Always include a stamped, self-addressed envelope so your materials can be returned.

FOR ATARI* 400/800/1200/600XL/800XL*

the XL BOSS

For ATARI 800XL, 600XL with 64k. Replacement operating system to run the vast majority of all ATARI software. No translator or disk to load!

Proper RESET operation especially important for programs like LETTER PERFECT, DATA PERFECT, TEXT WIZARD, etc.

One touch access to extra RAM, all RAM. One touch BASIC on.

Easy plug in installation.

NOW INCLUDES DUAL OPERATING SYSTEM BOARD!

Includes MacroMon XL which is an excellent, unique monitor for beginner and pro alike—written especially for the BOSS. \$79.95 for 800XL/600XL with 64K.



An all machine language text, graphics, mixed mode dump for EPSON, GEMINI, NEC, PROWRITER, OKIDATA, M-T SPIRIT, 160L, KXP-1090, DMP-80, ISD 480, SEIKO/AXIOM GP550A.

Self booting can be used while programming or even running other programs.

Works with or without BASIC, ED/ASM, PILOT, LOGO. Calendar generator. Horizontal format allows text to be continued in same direction. Change widths, height, center and much more from the keyboard or your program. Special handlers for PAINT, Micro-Illustrator, LOGO, Micro-painter, etc. Includes LISTER program for inverted and special characters plus demos and ideas. \$29.95* 16K Disk-All Interfaces.

diskwiz-II

Fast and easy to use repair, edit, explore, dup, disk utility package. Single load, single or double density. Special printout capabilities.

Repair or change of linked DOS2 or OSA+2 files, directories, dup filenames. Fast searches, mapping, file trace. Disassembler, speed check and much more! Low priced, fast, easy, and powerful! \$29.95 16K Disk.

Send s.a.s.e. for update info.

*TERMS: U.S. funds; check or M.O. add \$2.50 shipping/handling add 6% CA — 6.5% LA COUNTY add \$3.00 for C.O.D. No charge cards accepted add \$2.50 foreign orders normally out within 48 hours.

ALLEN MACROWARE

P.O. BOX 2205/REDONDO BEACH, CA 90278
(213) 376-4105


* Trademark of Atari, Inc.

new products

New Products notices are compiled by the **Antic** staff from information provided by the products' manufacturers. Antic welcomes such submissions, but assumes no responsibility for the accuracy of these notices or the performance of the products listed.

OKIMATE 120

(printer)
Okidata
532 Fellowship Road
Mt. Laurel, NJ 08054
(609) 235-2600
\$269



This is a bidirectional, logic-seeking dot-matrix printer capable of printing 120 characters per second. Its mean-time-between failure is 4,000 hours, and the print head prints 200 million characters before failure. Although the machine is being sold as fully graphics capable, no dot resolution was given with the announcement.

MORSECODE MASTER, REVERSI MASTER

(software)
New Horizons Software
P.O. Box 180253
Austin, TX 78718
\$29.95 each
disk or cassette, 48K

Morsecode Master brings you the world of shortwave radio by teaching you Morse code.

Reversi Master teaches you the strategy needed to win the Reversi (Othello) game. It also starts the game from any initial position.

R-LINK

(serial modem interface)
Quantum Microsystems Inc.
P.O. Box 179
Liverpool, NY 13088
(315)-451-7747
\$49.95

This interface, which includes disk and cable, connects the serial bus to a standard RS-232 modem, while providing you with another Atari jack for daisy-chaining. Operating at 9600 baud, it may be used with any device requiring an RS-232 interface.

SPACE BASE

(astronomical software)
Urania Systems
Box 4890
Richmond, VA 23220
(804) 358-4715
48K disk, joystick required
\$34.95

Space Base is a large scrolling star map with cursor window, which lets you select from over 400 sky objects. You can gain instant access to the object's description, location and physical data.

85- CABLES

Advanced Interface Devices, Inc.
P.O. Box 2188
Melbourne, FL 32901
(305) 676-1275
From \$19.95

These cables connect the Atari 850 interface box to RS-232 devices such as modems and printers. They connect to the standard DB-25 Atari I/O port.

BANK STREET MUSICWRITER


(music/education)
Mindscape, Inc.
3444 Dundee Rd.
Northbrook, IL 60062
(312) 480-7667
48K — disk
\$49.95

Billed as an educational music package simple enough for a child and power-

ful enough for an adult, **Musicwriter** will allow the user to explore musical concepts and compose music. **Mindscape** claims the product, the second in the **Bank Street Creativity Series**, can program and play soprano, alto, bass and tenor simultaneously, and can store up to 75 staves or 8000 notes at one time.

RUN FOR IT

(game)
Weekly Reader Family software
245 Long Hill Road
Middletown, CT 06457
(203) 347-7251
48K disk
\$39.95



Yet another game offering "family fun that is fast and furious." **Orbit the Robot** must dodge bad robots through a series of rooms.

U.S. DOUBLER


(disk drive modification)
ICD, Inc.
828 Green Meadow Avenue
Rockford, IL 61107
(815) 229-2999
\$69.95, including **Spartados** disk

This two-chip set installs in the 1050 disk drive to produce true double density storage.

*Return the favor. When you call a manufacturer or supplier about a product you've seen advertised or otherwise mentioned in **ANTIC**, please tell them so. This will help us to continue to bring you the latest information about products that will make your Atari computer an even more valuable investment in the future. —ANTIC ED*



“A LIVING TAPESTRY”



“The world of Ultima III can only be compared to a living tapestry — complex and beautiful . . . This is the best fantasy game in computing. Indeed, it is one of the best fantasy worlds in which to live. Lord British is a veritable JRR Tolkien of the keyboard.” — Popular Mechanics

“Exodus: Ultima III, with a superior plot to match its superior gaming system, is a great game. It upgrades the market; in several ways it sets new standards for fantasy gaming state of the art.” — Softline

“Exodus: Ultima III is Lord British’s magnum opus — so far. It’s fun and exciting to play and constantly intriguing. And the ending is marvelously unexpected and not a bit disappointing — except that it is the ending, and as with a good book, you’ll probably wish there were more.” — Softtalk

Available on: Apple, Atari, Com64, IBM

ORIGIN
SYSTEMS INC.


1545 OSGOOD ST., #7 NORTH ANDOVER, MA 01845

(617) 681-0609

Apple, Atari, Com64, and IBM are trademarks of Apple Inc., Atari Inc., Commodore Business Machines, and IBM, respectively. Ultima and Lord British are trademarks of Richard Garriott. Copyright 1984 by Origin Systems, Inc.

Flight Simulator II

For
Atari computers
with 48K memory



Put yourself in the pilot's seat of a Piper 181 Cherokee Archer for an awe-inspiring flight over realistic scenery from New York to Los Angeles. High speed color-filled 3D graphics will give you a beautiful panoramic view as you practice takeoffs, landings, and aerobatics. Complete documentation will get you airborne quickly even if you've never flown before. When you think you're ready, you can play the World War I Ace aerial battle game. Flight Simulator II features include ■ animated color 3D graphics ■ day, dusk, and night flying modes ■ over 80 airports in four scenery areas: New York, Chicago, Los Angeles, Seattle, with additional scenery areas available ■ user-variable weather, from clear blue skies to grey cloudy conditions ■ complete flight instrumentation ■ VOR, ILS, ADF, and DME radio equipped ■ navigation facilities and course plotting ■ World War I Ace aerial battle game ■ complete information manual and flight handbook.

See your dealer . . .

or write or call for more information. For direct orders please add \$1.50 for shipping and specify UPS or first class mail delivery. American Express, Diner's Club, MasterCard, and Visa accepted.

Order Line: 800/637-4983

subLOGIC
Corporation
713 Edgebrook Drive
Champaign IL 61820
(217) 359-8482 Telex: 206995