




How to turn the box into an easel.



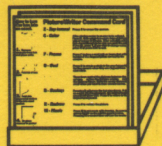
1. Remove contents from box and place aside.



2. Fold lid of box back.



3. Fold this command card so it fits into easel pocket.



4. Place card or manual in pocket.

Songwriter command summary card for Atari.

Joystick Keys

Notes.

- BUTTON** **SPACE BAR** - Records the note.
O - Records a rest.
RETURN - Plays a note without recording it.
♦] - Moves the note up the scale.
♦ [- Moves the note down the scale.
> - Moves the note a half step up the scale.
< - Moves the note a half step down the scale.

Playing and editing.

- ↔ A - Plays the next note.
↔ Z - Plays the previous note.
X - Erases the previous note.
P - Plays the song from the beginning.
C - Continues playing the song.
F - Makes the tempo *Faster*.
S - Makes the tempo *Slower*.


Note Lengths.

- 1 to 9 - Changes the length of the note.
+ - Adds the next number to the length of the note.
- - Subtracts the next number from the length of the note.
* - Multiplies the note length by the next number.
/ - Divides the note length by the next number.
M - Resets the *Measure* marker.


Get.

- ♦] **G** - Gets the list of options.
♦ [- Moves to the next option.
BUTTON **RETURN** - Moves to the previous option.
ESC - Selects the option in the box.
- Returns to the song.

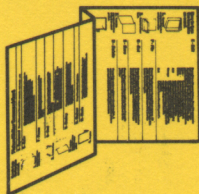
How to turn the box into an easel.



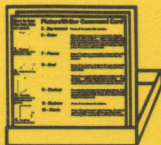
1. Remove contents from box and place aside.



2. Fold lid of box back.



3. Fold this command card so it fits into easel pocket.



4. Place card or manual in pocket.

Joystick Keys

Options.

SAVE SONG
LOAD SONG
ADD SONGS
RETURN TO SONG
SAVE IDEAS
LOAD IDEAS
NAME NOTES
START NEW SONG
MAKE NEW DISK

- Saves the song on the disk.
- Loads a song from the disk.
- Inserts a song from the disk.
- Returns to the song.
- Saves musical ideas on the disk.
- Loads musical ideas from the disk.
- Shows the name of the note on the screen.
- Erases the song in memory.
- Formats a new disk.

Escape.

↖ ESC
↖ F
↖ S
↖ A
↖ Z
↖]
↖ [
↖ >
↖ <
↖ X
BUTTON SPACE BAR
RETURN
M

- Changes commands.
- Jumps to fastest tempo.
- Jumps to slowest tempo.
- Jumps to the end of the song.
- Jumps to the beginning of the song.
- Moves the scale pattern to the right.
- Moves the scale pattern to the left.
- Moves note up a half step.
- Moves note down a half step.
- Removes the note from the scale pattern.
- Adds the note to the scale pattern.
- Plays note.
- Sets the measure to the length of the note.

Any other key returns to the music.

Musical Ideas.

L
K
↖
↖
↖
↖
BUTTON

- **Learn.** SONGWRITER begins remembering keystrokes for an idea. Press any unused key to store that idea.
- To edit musical ideas.
- While song is playing:
 - Lengthens the decay.
 - Shortens the decay.
 - Shortens the attack.
 - Lengthens the attack.
 - Switches between one and two voices.

Joystick

Joystick Button