



# Moptown Parade™



*Author/Designer: Leslie M. Grimm  
Graphics Artist: Corinne Grimm, age 10  
Manual by: Teri Perl  
The Learning Company  
545 Middlefield Road  
Menlo Park, CA 94025*



# Moptown Parade

*Moptown Parade runs on:*

- ATARI®, 48K

*With:*

- Basic
- Disk Drive
- Color Monitor or TV

*For:*

- Ages 6-10

---

## LIMITED WARRANTY

The Learning Company warrants to the original purchaser only that the diskette provided with this manual and the software program coded on it will perform in accordance with the descriptions in this manual when used with the specified equipment. If the program is found defective within 90 days of your purchase, it will be replaced. Simply return the diskette to The Learning Company or its authorized dealer along with a dated proof of purchase. Replacement of the diskette is the full extent of our liability.

This warranty is in lieu of all other warranties, whether oral or written, express or implied. Any implied warranties, including those of merchantability and fitness for a particular purpose, are limited in duration to 90 days from the date of purchase of this product.

The Learning Company shall not be liable for incidental and/or consequential damages for the breach of any express or implied warranty including damage to property and, to the extent permitted by law, damages for personal injury, even if The Learning Company has been advised of the possibility of such damages. Some states do not allow the exclusion or limitation of incidental or consequential damages or limitations on how long an implied warranty lasts, so the above limitations or exclusion may not apply to you.

This warranty shall not be applicable to the extent that any provision of this warranty is prohibited by any federal, state or municipal law which cannot be pre-empted. This warranty gives you specific legal rights and you may also have other rights which vary from state to state.

**DAMAGED DISK REPLACEMENT POLICY:** The Learning Company will replace disks that the user damages for a duplicating and handling fee. Return your damaged disk and a check for \$10 to:

The Learning Company  
545 Middlefield Road  
Menlo Park, CA 94025  
Attn: Disk Return Dept.

Moptown Parade Program ©1981 Leslie Grimm, Ver. 2.0.  
All Rights Reserved.

Moptown Parade Manual ©1983 The Learning Company  
All Rights Reserved.

Moptown Parade is trademark of The Learning Company.

ATARI is a registered trademark of Atari, Inc. The Learning Company is not affiliated with Atari, Inc.

Unauthorized reproduction, adaptation, distribution, performance or display of this document, the associated computer program or the audio-visual work is strictly prohibited.

---

## CONTENTS

<b>Overview</b> .....	5
<b>Moppet Portraits</b> .....	6
<b>Welcome to Moptown</b> .....	7
<b>Getting Started</b> .....	9
<b>Special Keys for Games</b> .....	10
<b>The Games</b> .....	11
Make My Twin .....	11
Who's Different? .....	12
What's The Same? .....	13
Make My Opposite .....	14
Who Comes Next? .....	15
Moptown Parade .....	16
Clubhouse .....	18
<b>Game Supplement and Classroom Applications</b> .....	20
<b>Appendix A: Educational Skills</b> .....	25
<b>Appendix B: Moppet Playing Cards</b> .....	27
<b>More from The Learning Company</b> .....	30



---

## OVERVIEW

### **MOPTOWN PARADE FEATURES:**

- Seven attribute games . . . easy to hard
- Cast of 16 characters
- High and low resolution graphics
- Player choice of challenge level
- Graphic and musical feedback

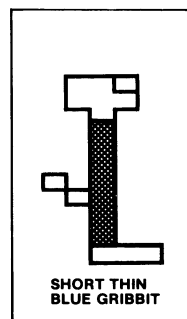
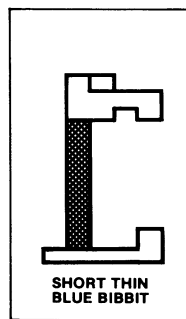
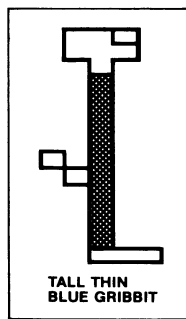
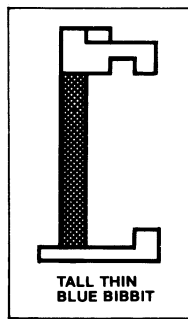
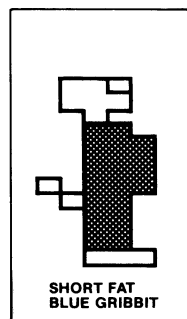

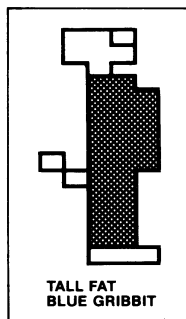
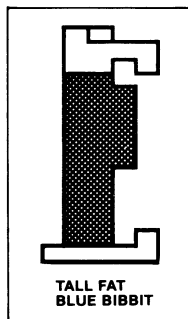
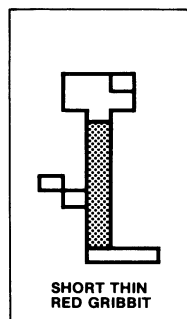
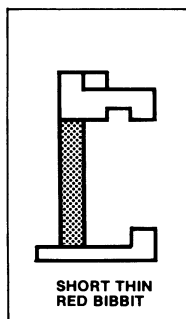
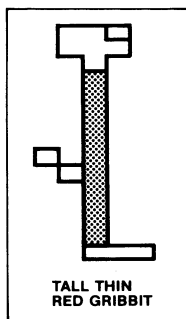
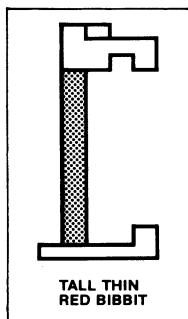
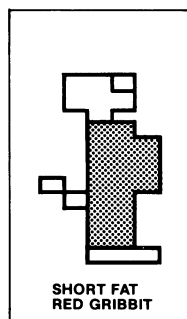
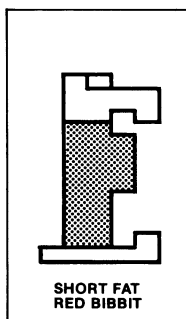
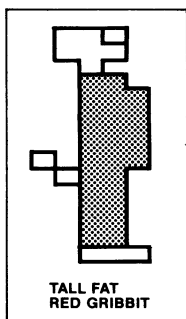
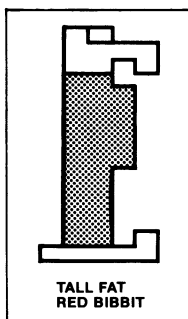
### **DESCRIPTION:**

Sixteen moppets, all different, are featured in the Moptown Parade games.

Moppets are: TALL or SHORT  
                  FAT or THIN  
wear RED or BLUE  
are types BIBBIT or GRIBBIT

Who's different? How many ways? Make a twin. Arrange a parade. Choose the moppet that fits the rule.

# MOPPET PORTRAITS





---

## WELCOME TO MOPTOWN

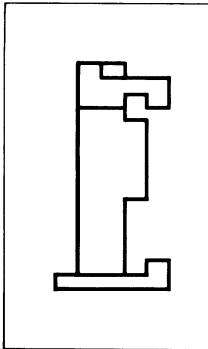
Welcome to Moptown, home of the shy friendly creatures called moppets.

There are only sixteen moppets in Moptown, and each one is different. Half are tall, the other half short. Half are fat, and the other half are thin. There are two kinds of moppets. There are Bibbits who have big noses and big feet, and there are Gribbits who have curvy tails.

Moptown sheep are red or blue so half the moppets wear red clothes; the other half wear blue. Except for their look-alike cousins, who sometimes come from out-of-town to join in their games, there are no two moppets that are exactly alike.

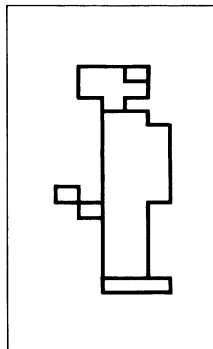
Life in Moptown runs smoothly, perhaps because Moppets seem to have rules for everything. There are rules for who can live in which house and who can join which club. There are even rules for who can march alongside whom in a parade. Moppets don't seem to mind. They like to turn all these rules into interesting games. They are aware and proud of their similarities and differences. They are particularly proud that each of them is unique.

Welcome to Moptown. Come join the games.



I AM A BIBBIT.  
BIBBITS HAVE BIG FEET.

[Think of B for Bibbit,  
B for Big feet.]



I AM A GRIBBIT.  
GRIBBITS HAVE TAILS.

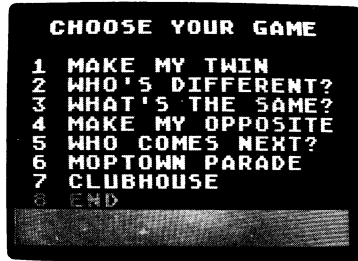


---

## GETTING STARTED

Turn on the disk drive. When the second light goes out insert the Moptown diskette into the disk drive and turn on the computer. (See DOS Manual for help.)

When the program is loaded the title screen will appear. A few seconds later the MENU SCREEN will appear, listing the seven games on the diskette.



The games are arranged in order of difficulty:

- 1 Make My Twin is one of the easiest.
- 7 Clubhouse is one of the hardest.

### **TO USE THE MENU**

- Type a number to choose a game.
- Type 8 to stop.

## **SPECIAL KEYS FOR GAMES**

**ESC**

Press **ESC** to stop a game before it ends. When you see "Do you want to stop? (Y or N)." Type Y for YES or N for NO. If you type Y, you will be returned to the menu where you can stop or choose another game. If you type N you will return to the game.

**SHIFT** - **?**

Will show you the instructions.

**RETURN**

Press **RETURN** only when asked.


**DELETE  
BACKS**

Press **DELETE  
BACKS** to erase when entering the four traits that describe a moppet.

# THE GAMES

## 1. MAKE MY TWIN

Moppets have four attributes:  
 TALL OR SHORT (T or S)  
 FAT OR THIN (F or T)  
 RED OR BLUE (R or B)  
 BIBBIT OR GRIBBIT (B or G)



You will see a moppet.  
 You must make its twin.


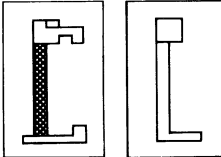
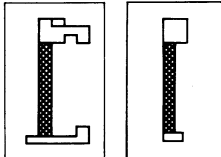
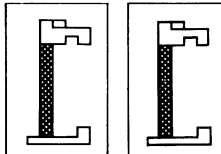
To make a twin, you must tell whether it should be TALL or SHORT, FAT or THIN, RED or BLUE, BIBBIT or GRIBBIT.

(You need only type the first letter of the attribute. The computer will finish it.)

The computer will draw the moppet you describe. You will see if it is a twin!

### EXAMPLE:

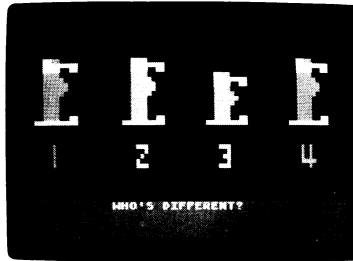
Computer shows a TALL, THIN, BLUE BIBBIT.

COMPUTER ASKS	YOU TYPE	YOU SEE
TALL OR SHORT? (T or S)	T for TALL	
FAT OR THIN? (F OR T)	T for THIN	
RED OR BLUE? (R OR B)	B for BLUE	
BIBBIT or GRIBBIT (B OR G)	B for BIBBIT	

You've got it! See the flashing frame?

## 2. WHO'S DIFFERENT?

You will see four moppets.  
Choose the one that is different  
from all the rest and type the  
number you see below it.



After you choose who is different you will need to say  
which trait is different about the moppet you chose.

The traits to choose from are:

- A. HEIGHT (TALL or SHORT)
- B. GIRTH (FAT or THIN)
- C. COLOR (RED or BLUE)
- D. TYPE (BIBBIT or GRIBBIT)

### **EXAMPLE:**

*(refer to screen above)*

Computer asks: WHO IS DIFFERENT?  
(1, 2, 3, OR 4)?


You choose 3 as different since 1, 2, and 4 are all TALL,  
fat, red bibbits.

Computer asks: WHICH TRAIT IS DIFFERENT?  
(A, B, C, OR D)?

You choose A for HEIGHT, since 3 is a SHORT, fat,  
red bibbit.

**3. WHAT'S THE SAME?**

Four moppets live in the house you see. There is at least one thing that is the same about all of the Moppets.

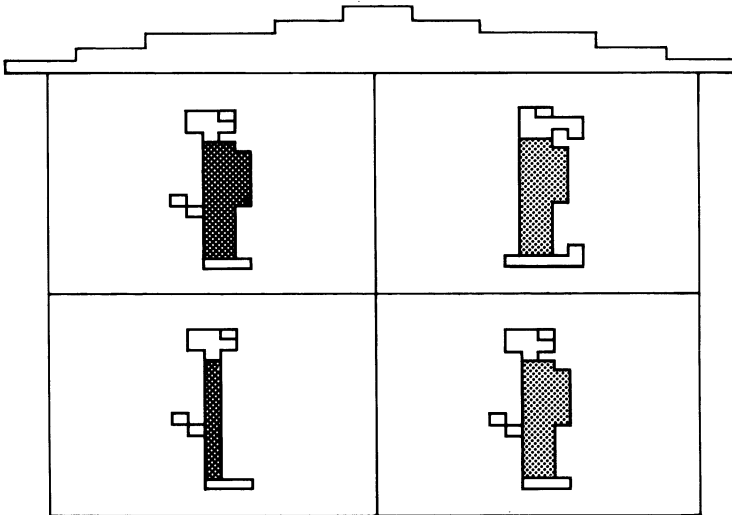


Here is a list of the way they could look:

- 1. TALL      2. SHORT      3. FAT      4. THIN
- 5. RED      6. BLUE      7. BIBBIT      8. GRIBBIT

When you see the moppets, type the number of the trait that all of them have. (If they all have more than one trait the same, pick any one trait.)

**EXAMPLE:**



- FIRST:      TALL      FAT      BLUE      GRIBBIT
- SECOND:    TALL      FAT      RED      BIBBIT
- THIRD:      TALL      THIN    BLUE      GRIBBIT
- FOURTH:    TALL      FAT      RED      GRIBBIT

Choose 1 for TALL since that is the only trait that is the same for all four moppets.

**4. MAKE MY OPPOSITE**

You will see a picture of a moppet. Make its opposite in the frame alongside.

If the picture you see is a

TALL            FAT            RED            GRIBBIT

The moppet that belongs in the frame is a

SHORT          THIN          BLUE          BIBBIT.

This is true because

the opposite of TALL          is SHORT

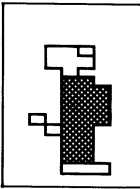
the opposite of FAT            is THIN

the opposite of RED            is BLUE

the opposite of GRIBBIT      is BIBBIT

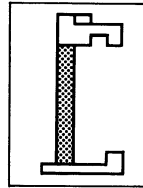
**EXAMPLES:**

**COMPUTER SHOWS**

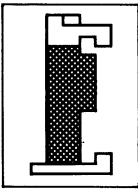


SHORT FAT BLUE GRIBBIT  
S F B G

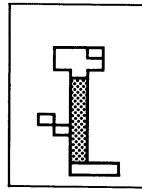
**YOU CHOOSE**



TALL THIN RED BIBBIT  
T T R B



TALL FAT BLUE BIBBIT  
T F B B



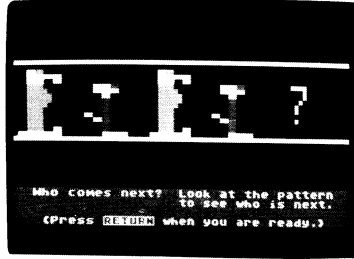
SHORT THIN RED GRIBBIT  
S T R G



### 5. WHO COMES NEXT?

You will see four moppets arranged in a pattern. There are three patterns possible:

- A B A B A B
- A B B A B B
- A A B A A B



Decide which pattern you see and who comes next.

The pattern above is A B A B A B.

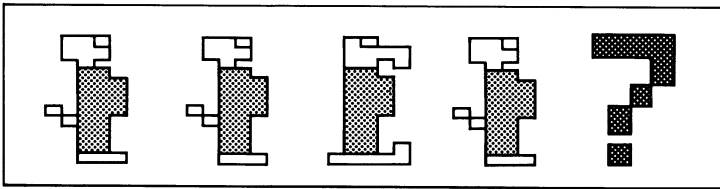
The figures are:

- FIRST MOPPET: TALL FAT RED BIBBIT (A)
- SECOND MOPPET: SHORT THIN BLUE GRIBBIT (B)
- THIRD MOPPET: TALL FAT RED BIBBIT (A)
- FOURTH MOPPET: SHORT THIN BLUE GRIBBIT (B)

Therefore the fifth moppet is a

TALL FAT RED BIBBIT (A).

An example of pattern A A B A A B (two same, one different, two same, one different, etc.) could be:



- FIRST MOPPET: SHORT FAT RED GRIBBIT (A)
- SECOND MOPPET: SHORT FAT RED GRIBBIT (A)
- THIRD MOPPET: SHORT FAT RED BIBBIT (B)
- FOURTH MOPPET: SHORT FAT RED GRIBBIT (A)

In this case the fifth moppet is a

SHORT FAT RED GRIBBIT (A).

## 6. MOPTOWN PARADE

There are five moppets in the parade. You will see one to start, and you choose the rest.

Each moppet in the parade is different from the one before it in one or more ways, depending on the game rule.



For example, if the game rule is '1', each moppet must be different from the moppet before, in one way.

If the moppet on the screen is a TALL, THIN, RED BIBBIT, the next moppet may be a TALL, FAT, RED BIBBIT.

At the start of each game you may change the game rule if you wish.

The rule may require neighbors in the parade to differ in one, two, three or four ways.


Note: There are many different moppets that can go in the parade. Moppets may appear more than once.

### EXAMPLE:

A one difference game.

You see ...

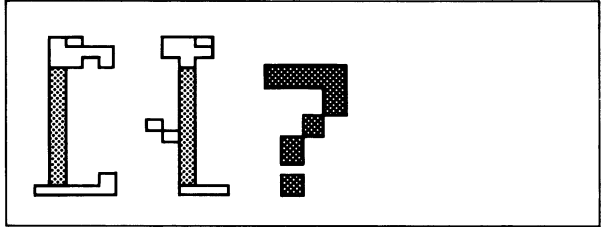
TALL THIN RED BIBBIT.



Computer asks ...  
WHO COMES NEXT?

You make one change  
BIBBIT to GRIBBIT, for example.

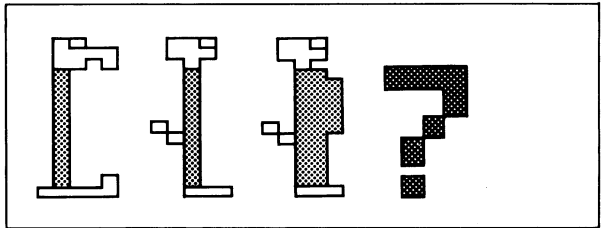
You see ...  
TALL THIN RED  
GRIBBIT.



Computer asks ...  
WHO COMES NEXT?

You make one change ...  
THIN to FAT.

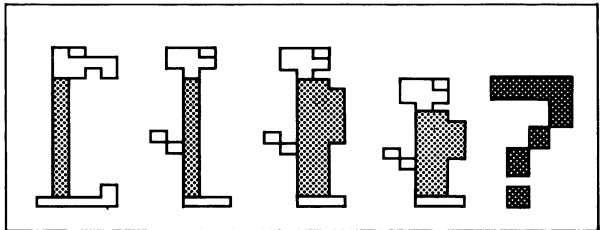
You see ...  
TALL FAT RED GRIBBIT.



Computer asks ...  
WHO COMES NEXT?

You make one change ...  
TALL to SHORT.

You see ...  
SHORT FAT RED  
GRIBBIT.

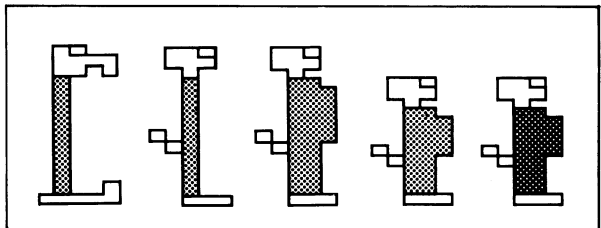


Computer asks ...  
WHO COMES NEXT?

You make one change ...  
RED to BLUE.

You see ...  
SHORT FAT BLUE  
GRIBBIT.

Then you see the parade!




## 7. CLUBHOUSE

Only Members Allowed!!!

The object of this game is to guess the membership rule for the Moptown Clubhouse.

Luckily, each new game has its own rule, so sooner or later everyone gets to join!



Sometimes a rule involves a single trait; for example, only TALL moppets may belong. Sometimes the rule involves two traits; for example, only TALL AND FAT moppets may join.

At the beginning of the game you get to choose whether the rule will be single or double.

TO PLAY, choose a moppet and type the four letters (first letter of each trait) that describe it.

If that moppet fits the rule, it will appear in the clubhouse.

If not, an 'X' will appear in the box of the moppet you choose.


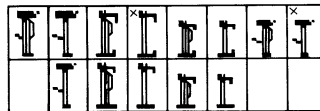
In the game you see here, the player has guessed two that don't belong so far:

TALL THIN BLUE BIBBIT  
SHORT THIN BLUE GRIBBIT

The player has guessed three that do belong:

TALL FAT RED GRIBBIT  
SHORT FAT RED GRIBBIT  
SHORT THIN RED GRIBBIT

I guess the rule is RED. WHY?



All the moppets that fit the rule are RED GRIBBITS. From this information the rule could be RED or GRIBBIT.

However, I also see that the SHORT, THIN, BLUE GRIBBIT is an example of a GRIBBIT that does not fit the rule. (It is marked.) Therefore I know that RED is the rule.

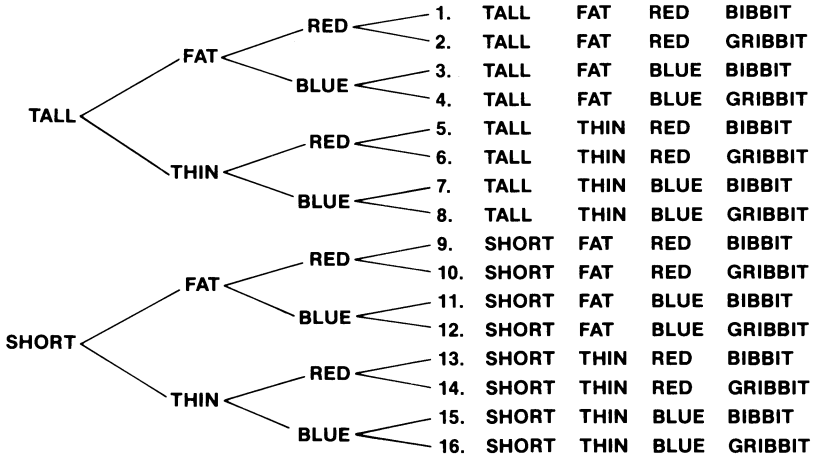
When you think you know the rule, you may type 'R' (for guess rule). You will be shown a list of possible rules. Pick one and see if you are right!

# GAME SUPPLEMENT and CLASSROOM APPLICATIONS:

## MORE ABOUT MOPPETS:

Moppets have four attributes. Each attribute has two values. All together, two times two times two times two equals sixteen moppets.

Think about it this way.



---

## ONE COMPUTER! EVERYONE PLAYS!

- Make a set of moppet cards.  
*ADULT:* Xerox the set of moppets and attribute cards in Appendix C; one set for each child.  
*CHILDREN:* COLOR moppets RED or BLUE.  
Perhaps paste on cardboard. Perhaps laminate. Cut out individual moppet cards. Cut out attribute cards.
- Set up the computer and monitor so all children can see the screen.
- Load the diskette and choose a game.
- Everyone play!  
Children hold up cards to show their responses.  
One child types the response on the computer.  
(Note: In games 3, 6, and 7 there are many possible correct moppets.)

Consider the game *WHO'S DIFFERENT?*

In the example on page 12, each child holds up a picture of the moppet they think is different.

The leader chooses a child holding up a SHORT, FAT, RED BIBBIT. The child types '3' on the computer. Then children hold up the card HEIGHT in response to the question, 'WHICH ATTRIBUTE IS DIFFERENT?'

# ONE COMPUTER: SMALL GROUPS OR PAIRS OF CHILDREN PLAY!

## MAKE YOUR OWN PARADE

### HOW?

Arrange the moppet cards so all players can see them. One player chooses a one or two difference rule.

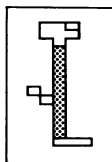
The first player starts by placing a moppet card down so everyone can see it.

Then players take turns putting down a train of moppet cards. Each card is different from the one before by the number of differences in the rule that was chosen.

### EXAMPLE:

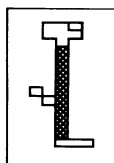
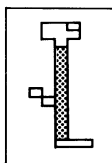
FIRST PLAYER PUTS

TTRG



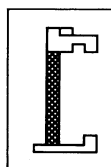
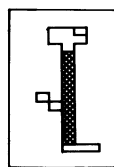
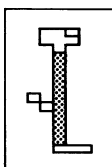
SECOND PLAYER PUTS

TTBG



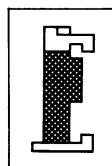
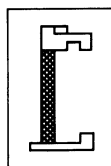
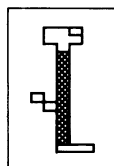
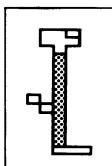
THIRD PLAYER PUTS

TTBB



FOURTH PLAYER PUTS

TFBB



etc.

The last player to be able to put down a card is the winner.



## **PLAY WITH A DIE**

Use the throw of a die to change the difference rule as you play the parade game.

### **HOW?**

FIRST PLAYER THROWS DIE.

If number 1 shows, player puts down a moppet that differs in ONE WAY.

If number 2 or 5 shows, player puts down a moppet that differs in TWO WAYS.

If numbers 3 or 6 show, player puts down a moppet that differs in FOUR WAYS.

If number 4 shows, player puts down a moppet that differs in 4 ways.

ODD or EVEN

If die throw is odd (1, 3, or 5), then the rule is DIFFERENT IN 1 WAY (odd).

If die throw is even (2, 4, or 6), then the rule is DIFFERENT IN 2 WAYS (even).

OTHER VARIATIONS

The game can be played with one set of cards.

The game can be played with one set of cards for each player.

The game can be played with remaining cards face up or face down.

## **PLAY CLUBHOUSE WITH CARDS**

### **HOW?**

Arrange the moppet cards like the diagram in Clubhouse, page 18.

The game can be played by pairs or small groups of children.

One child is the computer. She or he makes up a membership rule. As other players move each moppet into the clubhouse, the computer-player tells whether it belongs or not.

Play continues until one player guesses the rule. The object of the game is to determine the rule in the minimum number of guesses.

## **MORE ATTRIBUTE GAMES**

*MOPTOWN HOTEL* features further adventures of the moppets of Moptown, in a range of activities suitable for ages nine and up.

---

## APPENDIX A EDUCATIONAL SKILLS

### LOGIC SKILLS

---

GAMES	MATCHING/ SIMILARITIES	DIFFERENCES	OPPOSITES	PATTERNS/ SEQUENCES	PROBLEM SOLVING STRATEGIES
<i>MAKE MY TWIN</i>	X				
<i>WHO'S DIFFERENT?</i>		X			
<i>WHAT'S THE SAME?</i>	X				
<i>MAKE MY OPPOSITE</i>			X		
<i>WHO COMES NEXT?</i>				X	
<i>MOPTOWN PARADE</i>				X	
<i>CLUBHOUSE</i>					X

---

Chart shows the primary emphasis for each game. All games also overlap into other skill areas.

### LANGUAGE SKILLS

The consistent use of the language sequence of three adjectives followed by a noun provides training in language skills. The adjectives are arranged in the correct linguistic pattern of height first, girth second, and color last. The consistent repetition of this sequence throughout the games will make this language use automatic.

---

**APPENDIX B**  
**MOPPET PLAYING CARDS****ATTRIBUTE CARDS**

Xerox this page, mount on sturdy board if desired, then cut apart along lines to form cards.


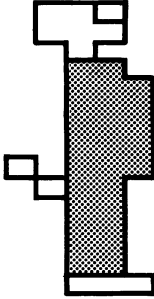

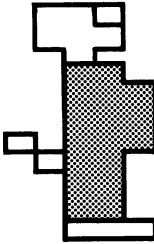

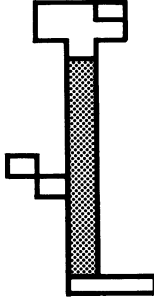
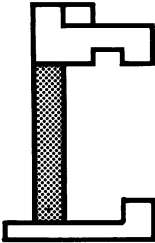
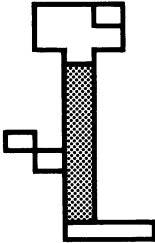
<b>TALL/SHORT (HEIGHT)</b>	<b>FAT/THIN (GIRTH)</b>	<b>RED/BLUE (COLOR)</b>
<b>BIBBIT/ GRIBBIT (TYPE)</b>	<b>TALL</b>	<b>SHORT</b>

*(more cards on next page)*


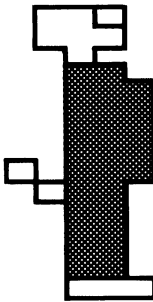

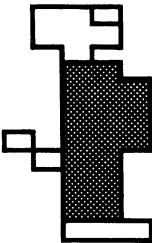

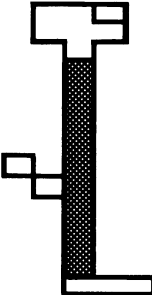
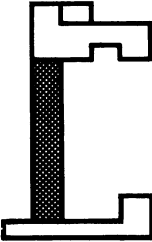
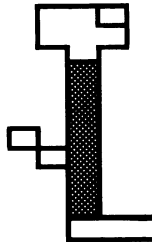
**ATTRIBUTE CARDS**

<b>FAT</b>	<b>THIN</b>	<b>RED</b>
<b>BLUE</b>	<b>BIBBIT</b>	<b>GRIBBIT</b>

# RED MOPPETS

 <p>TALL FAT RED BIBBIT</p>	 <p>TALL FAT RED GRIBBIT</p>	 <p>SHORT FAT RED BIBBIT</p>
 <p>SHORT FAT RED GRIBBIT</p>	 <p>TALL THIN RED BIBBIT</p>	 <p>TALL THIN RED GRIBBIT</p>
 <p>SHORT THIN RED BIBBIT</p>	 <p>SHORT THIN RED GRIBBIT</p>	<p><i>Xerox this page, mount on sturdy board if desired, then cut apart along lines to form cards.</i></p> <p><i>(more cards on next page)</i></p>

# BLUE MOPPETS

 <p>A stylized, blocky character with a tall, thick body and a wide, flat head. The body is filled with a dark, textured pattern. The head has a small protrusion on the right side.</p>	 <p>A stylized, blocky character with a tall, thick body and a wide, flat head. The body is filled with a dark, textured pattern. The head has a small protrusion on the left side.</p>	 <p>A stylized, blocky character with a short, thick body and a wide, flat head. The body is filled with a dark, textured pattern. The head has a small protrusion on the right side.</p>
 <p>A stylized, blocky character with a short, thick body and a wide, flat head. The body is filled with a dark, textured pattern. The head has a small protrusion on the left side.</p>	 <p>A stylized, blocky character with a tall, thin body and a wide, flat head. The body is filled with a dark, textured pattern. The head has a small protrusion on the right side.</p>	 <p>A stylized, blocky character with a tall, thin body and a wide, flat head. The body is filled with a dark, textured pattern. The head has a small protrusion on the left side.</p>
 <p>A stylized, blocky character with a short, thin body and a wide, flat head. The body is filled with a dark, textured pattern. The head has a small protrusion on the right side.</p>	 <p>A stylized, blocky character with a short, thin body and a wide, flat head. The body is filled with a dark, textured pattern. The head has a small protrusion on the left side.</p>	

---

## **MORE FROM THE LEARNING COMPANY**

### ***JUGGLES' RAINBOW***

Children develop reading and math readiness skills by playing with dancing rainbows, butterflies and windmills. Ages 3-6.

### ***BUMBLE GAMES***

With Bumble, a friendly creature from the planet Furrin, children learn fundamental math skills and create computer graphics. Ages 4-10.

### ***BUMBLE PLOT***

Children learn advanced math skills and create computer graphics by plotting positive and negative numbers. Ages 8-13.

### ***MOPTOWN HOTEL***

In the fantasy world of Moptown, children learn to hypothesize and develop strategic thinking skills. Ages 9 and up.

### ***MAGIC SPELLS***

Children sharpen spelling skills through an adventure world of castles, demons and wizards. Ages 6-10.

### ***GERTRUDE'S SECRETS***

While solving playful puzzles with Gertrude, the go-getter goose, children develop logical thinking skills. Ages 4-10.

### ***GERTRUDE'S PUZZLES***

Children develop abstract thinking skills by solving complex logic puzzles in Gertrude's animated world. Ages 8-13.

### ***ROCKY'S BOOTS***

Learn the basics of computer logic and circuitry by designing machines using simulated logic elements. Play 39 games or create your own. Ages 9 to adult.

TLC programs are available for major personal and home computers. Check with your dealer for product availability.





