


Acey-Deucey™

COPYRIGHT © 1982 L & S COMPUTERWARE

A Product of



The Software Guild

SYSTEM REQUIREMENTS

Atari® 400 or 800 Computer • 16K RAM
Atari® BASIC • One Disk Drive

PACKAGE CONTENTS

Acey-Deucey Diskette
Instruction Booklet
Warranty Card

OVERVIEW

Prepare yourself for a fast moving card game that can transform you from billionaire to pauper in a single play. The dealer gives you two cards face up; you place your bet. If the next card falls in between the first two you win; any other card and you lose. Play by yourself or challenge the computer or your friends to see who can Win the Pot or Break the Bank.

IMPORTANT TIPS

Follow these important tips to minimize problems in running this and many other programs on your Atari computer.

Handle your diskettes carefully and always keep them in their special jackets while not in use.

Do not open the disk drive door while the red "in use" light is on. This may damage your disk.

Do not attempt to copy this program. If your diskette becomes damaged and you require a replacement, please read the Warranty Message of this booklet.

KEYBOARD CONTROLS

The following keys control the action of Acey-Deucey.

<RETURN>	pressed after entering bets and to draw a new hand
<N>	allows you to skip a turn
<CTRL-S>	turns sound effects on and off
<CTRL-Q>	allows you to quit the game
<ESC>	pressed at the start of each new game removes all previous inputs and displays the message: <i>HOW MANY PLAYERS (1 — 4)</i>
<SPACE BAR>	aborts demonstration game


GETTING STARTED

To get started with Acey-Deucey simply follow these steps (this is called "booting"):

1. Make sure that the power switch on the middle right of the computer is in the off position.
2. Insert the Atari BASIC cartridge into the left hand slot of your computer.
3. Turn the power switch on your disk drive to the on position.
4. Open the disk drive door by putting your finger on the handle of the drive door, pressing on the release button below it, and allowing the door to rise slowly.
5. Slip the diskette into the drive with your thumb on the diskette's label. The label should be face up and will be on the last edge to enter the drive.
6. When the disk is fully inserted, close the drive door by pushing the handle down until you hear a click.
7. Turn the power switch on your computer to the on position. The screen will be a light blue, and the "busy" light on your disk drive will come on. This indicates that the program is loading.

The Softsmith logo page and Acey-Deucey page will now appear on the screen. If, instead, the **BOOT ERROR** message appears, you may have inserted the disk incorrectly. Try repeating the above instructions.

Acey-Deucey will now automatically run a demonstration game without sound. If sound effects are desired press <CTRL-S>. To abort the demonstration and start your own game press <SPACE BAR>.



A CLOSER LOOK AT ACEY-DEUCEY

There are two different games available in Acey — Deucey: Break the Bank and The Pot Game. When playing The Pot Game you must have at least two players or compete against the computer. Break the Bank allows you to play by yourself, or in competition with the computer or your friends. Up to four players may compete in either game.

To start play press <SPACE BAR>, and then select the number of players from one to four. The computer will ask you the name of each player, whether or not the computer will be competing, and which game you wish to play. Simply type in the appropriate responses (you will need to press <RETURN> after entering players' names only) and you're ready to go. Each player begins with \$50 in their bank account. You must now select the bank's assets (Break the Bank) or the amount of the pot (The Pot Game). You may choose any amount between five hundred and one trillion dollars.

You will be dealt two cards, face-up. Aces count as high cards at all times. If you don't like the cards you may draw a new hand by pressing <RETURN>. Of course, this will cost you ten percent of your total assets! To play a hand, enter the amount you wish to bet and press <RETURN>. Acey — Deucey also allows you to skip a turn by pressing <N>.


Break the Bank

After you have entered your bet the dealer will deal a third card. If this falls between the original cards you win the hand and the amount of your bet will be added to your account. Otherwise, you lose the hand and you will see your account diminished by the amount of your bet. There are two ways to win the game: be the first player to acquire assets equal to or greater than the bank; or be the only player who has not gone bankrupt.

The Pot Game

This game is similar to the above; however, when you win a bet the amount is both added to your account and subtracted from the pot. If you lose a bet the amount is subtracted from your account and added to the pot. To win the game you must either have the greatest assets of any player when the pot has been emptied, or be the only player who has not gone bankrupt.

Acey-Deucey is one of many fine home entertainment programs available from Softsmith. We hope that you'll like it. Softsmith™ carries a complete line of software products for home and small business. Consult your local dealer for a catalog and demonstration.



WARRANTY MESSAGE

Please be sure to complete and mail the enclosed Warranty Card. By having your name on file we will be able to provide better customer service, including information on program updates and replacement of damaged diskettes.

Acey-Deucey is a simple program which should give you many hours of exciting play. Should you experience any difficulty with the game please refer back to the Getting Started and Important Tips sections of this manual. Read them carefully and make sure that you have performed each required step correctly. If you still can't get the program to work properly please contact the dealer where you purchased the software. They have the experience and service network to assist you.

Should your diskette become damaged, please send it to us at the address below, together with a short description of the problem. The Software Guild will replace your disk promptly, per warranty provisions.

The objective of The Software Guild is to provide the highest quality software available. In order to improve our products wherever possible, we are happy to receive comments, criticism and praise. Write to us at:

The Software Guild, Inc.
Service Department
24213 Clawiter Road
Hayward, CA 94545

