

#1 Guide To Atari ST

START

Volume 4, Number 9

April 1990

USA \$14.95 • Canada \$19.95

ON DISK

ST Writer Elite Update

PHASAR version 3.0

Super Jackpot Slots

1989 Tax Templates



DOUBLE DISK INSIDE


WORD PROCESSORS FOR THE ST:

**HOW
THEY
STACK
UP**

**BE A POWER
PHASER USER!**

REVIEWED:

- Desktop Publishers**
- ICD's Fast Tape Backup**
- MitchTron's PC Speed**
- Lucusfilm's Maniac Mansion**
- SSI's Star Command**
- Atari's Lynx Game System**



0 74470 19724 9

Face Off with "The Great One"

WAYNE GRETZKY HOCKEY



Variable speed instant replay



Digitized fight videos!

Greatness isn't awarded, it's earned.

Wayne Gretzky has spent thousands of hours on the ice, practicing his skating, passing, and shooting skills. He's earned his reputation as the dominant force in professional ice hockey today.

At Bethesda Softworks, we've spent countless hours developing WAYNE GRETZKY HOCKEY. We've captured the strategy, the game play and the hard-hitting action of major league hockey. And we deliver a dynamic simulation that recreates the action on the ice and the strategy from the bench. From the adrenaline rush of a breakaway goal to the tension of Sudden Death Overtime, it's all here.

WAYNE GRETZKY HOCKEY.
You'll discover that we've earned our reputation too.

BETHESDA SOFTWORKS™ Creators of GRIDIRON®, the award-winning football simulation.
15235 Shady Grove Road, Suite 100, Rockville, MD 20850 USA (301) 926-8300.

Visit your retailer or call (800) 432-1988 for Visa and MasterCard orders. To purchase by mail, send credit card number and expiration date, check or money order for \$49.95 + \$3.00 shipping to: Bethesda Softworks, P.O. Box 7877, Gaithersburg, MD 20898. Allow two weeks for delivery.

Circle 57 on Reader Service card.

©1988 Bethesda Softworks. All Rights Reserved. Amiga is a trademark of Commodore-Amiga, Inc.

CALAMUS

OUTLINE ART[®]

OUTLINE ART is a vector-oriented, graphic generation tool. Multiply your creativity through the many functions which you will find in this program.

OUTLINE ART supplements the CALAMUS DTP system with a great number of new functions and effects. A extract from the extensive list of functions include:

- A user interface, quite similar to that of CALAMUS.
- Complete Vector Graphics Editor for lines, Bezier curves, control paths etc..
- Capabilities to generate freely-definable raster areas.
- Creation of rayed objects, ie; from a font to a central point.

■ Nearly unlimited possibilities for the manipulation of text, characters and text attributes such as:

- rastered, transparent, outlined, rotated, stretched, compressed and cursive styles...
- circular text and text along a freely-defined vector path...
- projection of raster areas and text on vector outlines...
- conversion of text into vector objects...
- kerning functions...
- Functions can be freely combined and applied to all CALAMUS fonts.

- Integrated, fully programmable calculator with a pre-defined and extendible library of transformations such as:
 - shift, rotate, mirror, enlarge/shrink, project onto a sphere (globe, cylinder, cone), etc..
- An intelligent clipboard and copy functions, allowing the automatic generation of transformation sequences.
- loading and saving in .CVG format (CALAMUS Vector Graphic), making possible the integration into and optimal printing through CALAMUS on all supported output devices in all resolutions.

In addition, we convert CVG to EPS file format.

Note : DynaCADD, our complete 2D and true 3D Computer Aided Design and Drafting Package, allows the importation of Calamus Vector Graphic format, (CVG). Which can then be output through all output options supported by DynaCADD, ie: CAMM-1, Plotters etc,... An excellent solution for the Sign Making Industry.

Calamus Outline Art has a suggested retail price of US \$289.94.

For more information or to place your order, contact your local Atari Dealer or contact us directly at: ISD Marketing, Inc., 2651 John Street, Unit #3, Markham, Ontario, Canada, L3R 2W5, Tel: (416) 479-1880, Fax: (416) 479-1882



ISD MARKETING
ISD MARKETING
ISD MARKETING
ISD MARKETING

Increase your publishing power.

Migraph Hand Scanner.



Add scanned graphics to all your projects quickly and easily with the Migraph Hand Scanner.

The Hand Scanner provides a scanning window over 4" wide with four scanning resolutions: 100, 200, and true 300 and 400 dots per inch. It also offers adjustable contrast, three dither settings for scanning halftones, and a special setting for line art.

Build your own library of images. Logos, photographs, books, illustrations . . . provide you with an unlimited supply of art.

Touch-Up,[™] Migraph's high resolution image editor, lets you scan and edit your images. Powerful editing tools include crop, invert, resize, flip, cut and paste, multiple zoom levels, a full array of paint tools, and much more.

When your images are "pixel perfect", import them into your favorite ST publishing programs like Calamus, Fleet Street, PageStream, and Publisher ST. In addition, several

save formats let you use your images on the PC and Mac.

The Migraph Hand Scanner and Touch-Up. Powerful tools for professional publishing.

See your dealer today for more details or call us direct. Dealer inquiries invited.

For all Atari ST and Mega systems with monochrome or color monitors, 1MB memory and 3.5" DS disk drive.



200 S. 333rd St., Suite 220

Federal Way, WA 98003

(206) 838-4677

(800) 223-3729 (Pacific Standard Time)


Greg Norman's Shark Attack!

THE ULTIMATE GOLF SIMULATOR

It's professional golf at its best with the game's most aggressive and successful player, Greg Norman... a state-of-the-art golf simulation with more realistic three-dimensional graphics than you've ever seen before!

Rich in detail, Shark Attack is packed with features not included in lesser games, including:

- Pre-game Practice, Matchplay, Greensomes, Strokeplay, and Texas Scramble, all handicapped according to adjustable attributes, with single and team play options (up to four players).
- A professional caddy who can recommend the club to use for each shot.
- On-screen ability to design your own swing, for a game which is more dependent on skill than luck.
- Greg Norman's swing digitized for your instruction in the best golfing form.
- Ability to open and close the club face and adjust the loft, totally on-screen, for greater control.



ATARI ST



IBM EGA


- A 3-D perspective, which can be rotated through 360 degrees from any point. You can really walk each hole, and study the lie of each shot just like you would on a real golf course (one of the features that make this a simulation, not just a game).

- Changing wind and weather conditions, to add to the challenge.


Greg Norman's Shark Attack: the first true golf simulation, produced under the guidance of the Great White Shark himself! As on the pro circuit, total concentration, strategy and control are all required to come in under par!



AMIGA



AMIGA



AVAILABILITY:-

Atari ST	Shipping
MS-DOS	Shipping
Amiga	Shipping
Commodore 64	Spring '90



Setting New Standards
IN COMPUTER SOFTWARE

Melbourne House Software is distributed by Virgin Mastertronic International Inc.



Licensed from Gremlin Graphics.



VIRGIN MASTERTRONIC

18001 Cowan, Irvine, CA 92714 Tel. (714) 833-8710

Melbourne House is a member of the Virgin Mastertronic Group.

Mark Williams Raises C Programming To A New Level.

New source level debugger, *csd*, cuts development time in half!

Now, on top of the world's best C compiler, Mark Williams brings you *csd*, the world's only source level debugger for the Atari ST!

With *csd*, you actually debug in C. Forget about trying to find bugs in clunky assembler and struggling with long dumps. *csd* gives you the interactive advantages of an interpreter plus the speed of a compiler. An indispensable companion for Mark Williams C.


Reviewers have been raving about the IBM version of *csd* for years:

"csd is close to the ideal debugging environment... a definite aid to learning C and an indispensable tool for program development."

—William G. Wong, *BYTE*

"This is a powerful and sophisticated debugger built on a well-designed, 'serious' compiler."

—Jonathan Sachs, *Micro/Systems Journal*



WE'VE UPPED COMPILER PERFORMANCE, TOO!

Our new **Resource Editor** makes creating window driven interfaces with icons, alerts, pull down menus and dialogue boxes a snap. And its exclusive compiler/decompiler lets you directly access resources, making changes

quick and easy while simplifying project management.

Unparalleled compiler speed, fast, compact code, complete utilities and outstanding documentation have made Mark Williams C the preferred compiler for the Atari ST. Reviewers enthusiastically agree:

"Mark Williams C may be the best implementation of C on the Atari ST to date... not only for the experienced, professional developer, but also for the weekend programmer."

—George Miller, *COMPUTE!'S Atari ST Disk and Magazine*

"... the all-around best choice for serious software development on the ST."

—Douglas Weir, *Analog Computing*

COUNT ON AN UPSTANDING REPUTATION.

Mark Williams has been producing and improving quality programming tools since 1976. A good reason why the Mark Williams C compiler is the one chosen by Atari. And just one more reason you should choose Mark Williams, too.

SPECIAL UPDATE OFFER AVAILABLE NOW!

If you already own Mark Williams C, a special update offer is available for version 3.0 and *csd* by calling Mark Williams. If not, there's never been a better time to ask your Atari dealer about Mark Williams C and *csd*. Or you can order by calling 1-800-MWC-1700.

FEATURES

Mark Williams C For the Atari ST

- ★ New! Resource Editor includes compiler/decompiler for direct access to resource text
- ★ New! Peephole optimization—faster compile times and faster code
 - Full access to AES/VDI libraries with complete documentation and examples
 - Source and object code for RAM disk cuts compile time in half
 - Integrated edit/compile cycle: editor automatically points to errors.
- MicroEMACS full-screen editor with commented source code
- Full K & R plus ANSI extensions
- Microshell Command Processor, a powerful UNIX style shell
- Complete symbolic debugger and assembler

- Powerful utilities: make, linker, archiver, egrep, sort, diff and more.
- Over 600 pages of documentation with more than 100 sample programs

New! *csd* C SOURCE DEBUGGER:

- Cuts development time in half!
- Debug in C source code not assembler
- Provides separate source, evaluation, program and history windows
- Ability to set trace points and monitor variables
- Can interactively evaluate any C expression
- Can execute any C function in your program
- Trace back function
- On-line help screens

MARK WILLIAMS C FOR THE ATARI ST: \$179.95
csd C SOURCE DEBUGGER: \$69.95
60 DAY MONEY BACK GUARANTEE

**NEW
VERSION 3.0!**

 Mark
Williams
Company

601 North Skokie Highway, Lake Bluff, Illinois 60044
© 1988 Mark Williams Company

START ^{#1 Guide To Atari ST}

APRIL 1990

VOLUME 4, NUMBER 9


Features

- 22 **GETTING YOUR WORD'S WORTH**
10 Word Processors Compared
by Dan Fruchey
- 32 **ST WRITER ELITE VERSION 3.6**
The Final Revision to this Popular Word Processor (Maybe)
by Bruce D. Noonan, M.D.

PHASAR!

- 49 **ABANDON YOUR SHOEBOX**
The Virtues of Computer-Based Home Accounting Software
by Stephen G. Roquemore
- 50 **PHASAR VERSION 3.0**
The Professional Home Accounting System and Register Program by Tom Marks; Article by Stephen G. Roquemore
- 62 **BE A POWER PHASAR USER**
How to Get the Most Out of this Popular Accounting Package
by Stephen G. Roquemore


- 72 **IT'S TAX TIME AGAIN!**
START's 1989 Federal Tax Templates
Templates by Tom Chandler; Article by Andrew Reese
- 82 **SUPER JACKPOT SLOTS**
A One-Armed Bandit on Your ST
by Mark Siegel



TAX TIME AGAIN PAGE 72

Reviews


- 36 **DESKTOP PUBLISHERS FOR THE ST**
A START Overview
by Scott Wasser
- 43 **PC SPEED**
MicbTron Joins the PC Emulator Arena
by David Plotkin



SUPER JACKPOT SLOTS PAGE 82

Departments

- 9 **EDITOR'S NOTE**
- 11 **DIALOG BOX**
- 16 **NEWS, NOTES & QUOTES**
Atari Update; European Report
- 43 **MAC & PC ON THE ST**
More on Apple's Hypercard
- 66 **DISK CONTENTS**
- 67 **SIDE 2**
- 69 **DISK INSTRUCTIONS**
- 76 **FOR THE FUN OF IT**
Maniac Mansion, Star Command, Lynx Hand-Held Game System
- 86 **GETTING STARTED**
Saving Can Save You From "Aftershocks"
- 96 **PRODUCTS UPDATE**
New Games and More

 Indicates programs included on START Disk

Introducing...

Wordflair™

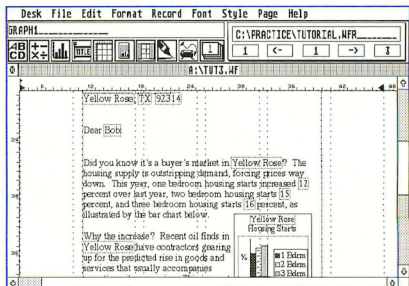
The integrated document processor

Wordflair provides all of the word processing features you need for efficient word processing and more. Wordflair lets you combine text, graphics, calculated regions and data and design your page as you go. Which means you can create eye-catching documents without having to switch from program to program. Wordflair combines the following features in one easy-to-use package:

Imports .IMG and GEM metafiles. Imports and exports ASCII text.

Sophisticated mail-merge. Simple database functions included.

Fully integrated financial calculator. Creates tables quickly and easily.



Object-oriented word processing with integrated page layout tools.

Fast text handling. Create up to 9 columns. Multiple headers and footers supported.

Create simple graphs. Graph regions can be dynamically linked to calc regions.

Wordflair works with Atari® 1040 ST™ and MEGA™ computer systems (minimum 1 meg RAM). Two floppy disks, or one floppy and hard disk required. Hi-resolution monochrome monitor suggested. GDOS printer support; minimum 2.5 meg RAM required for use with Atari SLM804 (4 meg RAM recommended). \$99.95 SRP. To order, see your Atari dealer or call 415/243-9605.

Goldleaf Publishing, Inc.

700 Larkspur Landing Circle
Suite 199
Larkspur, CA 94939
415/381-7717

START[®]

#1 Guide To Atari ST

PUBLISHER
James Capparell

ASSOCIATE PUBLISHER
John Taggart

EDITORIAL
Tom Byron, Editor

Amey H. Johnson, Programs Editor
Marta Deike, Junior Editor
Andrew Reese, Graphics Editor
Jim Pierson-Perry, Music/MIDI Editor

Contributing Editors: Tom Hudson, Jim Kent, Alex Leavens, Stephen Mortimer, Mard Naman, David Plotkin, David Ransden, David Small

Contributors: Tom Chandler, Dan Fruchey, Tom Marks, Bruce D. Noonan, M.D., Stephen G. Raquemoré, Mark Siegel, Mark Taylor, Scott Wasser

CREATIVE SERVICES

Julianne Osaska, Director of Creative Services
Jim Warner, Art Director
Daniel C. Goodwin, Associate Art Director
Wendy Johnson, Advertising Production Coordinator
Edward Caldwell, Cover Photography

ADVERTISING SALES

Denny Riley
Western Region, (415) 957-0886
Michael Evans
Eastern Region, (415) 957-0886

CIRCULATION

Ira Epstein, Circulation Consultant
Ann Dunlap, Fulfillment Manager
Charlie Sullivan, Distribution Coordinator

ANTIC PUBLISHING, INC.

James Capparell, President; John Taggart, Vice-President; Richard D. Capparella, Board of Directors; Lee S. Isgur, Advisory Board; Mark Shir, Controller

ADMINISTRATION

Fidez Bfitun, Accounts Receivable Supervisor

General Offices, Catalog Customer Service: (415) 957-0886, 8 a.m. to 4 p.m. Pacific Time. START, 544 Second Street, San Francisco, CA 94107. Credit Card Subscriptions and Catalog Orders: (800) 234-7001. Subscription Customer Service: For change of address and inquiries, include subscription labels and write to START Subscriptions, P.O. Box 3805, Escotido, CA 92025 or call (619) 485-7754, 9 a.m. to 4:30 p.m. Pacific Time.

April 1990, Volume 4, Number 9. START Magazine (ISSN #0889-6216), is published monthly by Antic Publishing, Inc., 544 Second Street, San Francisco, CA 94107. Third-Class postage paid at Columbus, MO. Subscriptions (for 12 issues with disk): \$79.95 in U.S., California \$85.35, Canada \$97.95. Foreign surface \$104.95; foreign airmail \$138.25. Foreign subscribers (not including Canada) must send full payment. Payment in U.S. funds only. POSTMASTER: Please send address changes to START Magazine, P.O. Box 3805, Escotido, CA 92025.

No part of this publication may be reproduced, stored in a retrieval system, or transmitted, in any form or by any means, electronic, mechanical, photocopying, recording, or otherwise, without the prior written permission of the publisher. START's name and editorial content are published in our magazine with the Atari logo. Atari is a trademark of Atari Corp. All references to Atari products are trademarks and should be so noted. START is a trademark of Antic Publishing, Inc. No other marks, trademarks, or logos are used.

Copyright © 1990 by Antic Publishing. All Rights Reserved. Printed in U.S.A.

Editorial

DOUBLE-SIDED DISK DILEMMA

The START disk has now been double-sided for six issues — enough time to gauge whether or not you like it. Well, we found out.

The idea of a double-sided START disk has always been appealing, because we found that we could give double-sided

drive owners more, and do so without leaving single-sided drive owners behind. Overall costs to us were minimal, so the price of the magazine wasn't affected. We thought you'd love it.

Then the letters came.

Before the double-sided format, START routinely received "damaged" disks for replacement. The problems ranged from bad file sectors to a physically bent disk. The percentage of damage was significantly low.

With the November issue, however, your letters began to pour in. Some of you were delighted, some of you were outraged but too many of you returned your disk for replacement. This wasn't just one or two isolated cases. And all of your troubles with the disk were individual and varied, so it was difficult to pinpoint the problem and resolve it.

One thing, however, was clear: the Heidi-formatted, double-sided disk was indirect and confusing. Something had to be done.



That Something

This is the last issue that will include the format. This does not mean that the START is abandoning the double-sided concept. We want to give you the most we can, but obviously, we need to make it accessible. So, we're currently (and feverishly) searching for a replacement.

This Month

What exactly is a "word processor" and why do you need one? This month's cover story answers that question and gives you an idea what to look for in a good word processor and what's available for the ST.

This issue sees a revival of two columns that deserve reviving: "European Report" with Don Maple reporting from West Germany, and "Getting Started," the column designed especially for the ST novice.

On disk is a special bonus: Antic Software's PHASAR version 3.0. This is perhaps the most popular home-accounting package ever developed for the ST. We think you'll appreciate its power to keep your personal finances organized and on track.

A handwritten signature of Tom Byron in black ink. The signature is written in a cursive, flowing style.

TOM BYRON
START Editor

SAVE SOME GREEN CELEBRATION

At SDA you're always "Dublin" your savings because our prices are "Shamrock" bottom and that's no blarney.

We have what you're looking for!

BETHESDA SOFTWARES

This riveting simulation is packed w/all the strategy, excitement & hard hitting action of a Gretzky slapshot. Dazzling digitized sights.

WAYNE GRETZKY HOCKEY
List \$49.95

SDA Discount Price \$32



ABACUS	Eye of Horus	\$25
Bacter Cad	BRODERBLIND	\$25
Dash Drive	Downhill Challenge	\$25
P.C. Board Designer	Lance to Kill	\$25
ST Asteron Pro	Shufflepuck Ace	\$25
ACCOLADE	Typhoon Thompson	\$25
Blue Angels	CAPOCM	\$14
Bubble Ghost	Side Arms	\$14
Heat Wave Boat Racing	CINEMAWARE	\$33
Test Drive	Defender of the Crown	\$33
Third Courier	Federation	\$33
ACTIVISION	Kristal	\$33
Battle Chess	Rocket Ranger	\$33
Base 2.0	Sinbad	\$16
Cyber Print	T.V. Sports Football	\$33
Cyber Plant 2.0	CODEHEAD	\$19
Cyber Sculpt	Codehead Utilities	\$19
Cyber Studio	G-Plus	\$29
Dash	Hot Wire	\$25
GFA Basic w/compiler	Multi-Desk	\$19
Phaser 3.0	DATA EAST	\$25
ARTWORK	Bad Outies	\$16
Bridge 5.0	Batman The Movie	\$25
Centerfold Squares	Drakhan	Call
Colossus Chess X	Platoon	Call
Daily Double Horse Race	Robocco	\$25
Linkword Languages	Super Hang-On	\$29
Strip Poker 2	DATA SOFT	\$26
Strikes #1	Delta Commander	\$26
S. P. 2 Female/Male #2	Hard For Red Explorer	\$33
Tank Attack	DAVIDSON	\$25
World Snooker	Multi-Strat Plus	\$25
AUDIO LIGHT	DIGITEK	\$19
Music Studio 88	Hole in One	\$19
BETHESDA	ELECTRONIC ARTS	\$14
Wayne Gretzky Hockey	Bards Tale	\$33
BOX OFFICE	Battlehawks '84	\$29
Elvir's Personal Nitemare	Chessmaster 2000	\$29
BRITANNICA	Degras Elite	\$39
Archipelagos	Empire	\$35

F/16 Combat Pilot	\$32	World Trophy Soccer	\$25
Ferrari Formula One	\$32	MICHTRON	
Hound of Shallow	Call	Airball	\$19
Indiana Jones	\$26	Atari Quartet	\$39
Action Game	\$26	B.O.S.A.I.	\$25
Indiana Jones		Fleet Street Deluxe	\$129
Graphic Adventure	\$32	H Drive Turbo Kit	\$39
Indiana Jones	\$29	International Soccer	\$25
Marble Madness	\$14	Juggler 2	\$14
Mavis Beacon Typing	\$29	Leatherneck	\$19
Pipe Dream	\$32	Master CAD	\$129
Populous	\$32	ST Replay 4	\$84
Powerdrome	\$26	Talespin	\$33
Pro Tennis Tour	\$26	Tempus 2	\$49
Star Fleet 1	\$35	Tetra Quest	\$19
Their Finest Hour	\$39	Time Bandit	\$19
Tom McRackern	\$29	MICROLEAGUE	
Zany Golf	\$14	Baseball 2	\$32
EPYX		B-Ball 2 88 Team Disk	\$14
Axes of Rage	\$24.88	WWF Wrestling	\$19
Boxing Conquest	\$22.88	MICROPROSE	
California Games	\$24.88	F15	\$14
Devon Air	\$24.88	Gunship	\$39
Games: Winter Edition	\$24.88	Primates	\$26
Project Neptune	\$16.88	Red Storm	\$29
Space Station Oblivion	\$9.88	Silent Service	\$14
FREE SPIRIT		MINDSCAPE	
Planet of the Sits	\$25	Acion Fighter	\$25
Sex Victims from Space	\$25	Alien Syndrome	\$25

ReadySoft Inc.

The arcade hit is here w/ breathtaking full screen animation & sound of the original laser disk game. The fate of Earth is in your hands.

SPACE ACE

List \$59.95

SDA Discount Price \$39



FTL	Balance of Power 1990	\$33
Chaos Strikes Back	De Ja Vu 1 or 2	\$33
Dungeon Master	Fiendish Freddy's Bigtop	\$33
Orcs	Hostage 2	\$29
HYCOM	Hostage	\$29
Battletech	Mystery Adventure	\$32
INTERSECT	3-Frac Index	\$29
Revolver	Gate, Deja Vu, Uninvited	\$33
Vegas Gambler	Out Run	\$33
Superman: Man of Steel	Shadowgate	\$33
ISD	Moebius	\$35
Calamus	Space Harrier	\$33
Masterplan	Super Star Ice Hockey	\$33
VPF Professional	Thunder Blade	\$33
LDW	OMNITREND	\$25
Club Backgammon	Palladin	\$25
Power Spreadsheet	Union 3	\$33
Vegas Cards	ORIGIN	\$25
MEDALIST/MICROPLAY	Autocue	\$25
3D Pool	Moebius	\$25
Honda RVF	Quest For Quest Book 2	\$19
Savage	Times of Love	\$25
Stunt Track Racer	Ultima 3	\$25
Winter Dreams	Ultima 4	\$39
MELBOURNE HOUSE	Ultima 5	\$39
Shark Attack	PRACTICAL SOLUTIONS	\$84
War in Middle Earth	Cordless Mouse	\$84

MICROPLAY

Race over 200MPH on a narrow track 100's of feet high w/all the twists & turns of a rollercoaster. Complete w/4 divisions, 8 tracks & 11 drivers!

STUNT TRACK RACER
List \$39.95

SDA Discount Price \$25



Speedy Delivery Deep Discounts

Ask your salesperson what a sale price this month!

Astronomical Selections

If you can't find what you're looking for in our ad, call us.

Send check or money orders to:
P.O. Box 111327 - Dept. ST
Blawnox, PA 15238

USA/CANADA orders
1-800-225-7638

PA Orders 1-800-223-7784

Customer Service (412) 361-5291

Fax Order Line (412) 361-4545

- Free shipping on orders over \$100 in continental USA.
- No surcharge for VISA/MasterCard.
- Your card is not charged until we ship.
- School purchase orders accepted.

ORIGIN Ultima

Lord British, one of fantasy gaming's most imaginative & respected authors brings you an incredible newly discovered underworld.

ULTIMA 5
List \$59.95



Drive Master	\$33	TAITO	
Mouse Master	\$25	Alcon	\$14
Gold Rush	\$25	Arkanoid	\$14
PROGRESSIVE	\$69	Arkanoid 2: Revenge	\$19
Superbase Professional	\$189	Rambo 3	\$19
Superbase Personal 2	\$95	TIMEWORKS	
READY SOFT	\$39	Desktop Publisher	\$84
Space Ace	\$39	Word Writer	\$49
SIERRA		DECIMAL	
Black Cauldron	\$25	Uncolored Dimpson	\$25
Colonel's Bequest	Call	Factorial Action	\$25
Gold Medal	\$25	Math Wizard	\$25
Hero's Quest	\$39	UNION WORLD	
King's Quest	\$39	Fonts & Borders	\$23
King's Quest 1, 2, or 3	\$33 Ea.	Print Master Plus	\$25
King's Quest 4	\$39	P. M. Art Gallery 1+2	\$13
Leisure Suit Larry	\$25	VIRGIL/LEISURE	
Leisure Suit Larry 2	\$39 Ea.	Clean	\$25
Manhunter NY or 3	\$33 Ea.	Dragon 1 or 2	\$25 Ea.
Monkey Goose	\$19	Monopoly	\$25
Police Quest 1, 2, or 3	\$33 Ea.	Risk	\$25
Space Quest 1, 2, or 3	\$33 Ea.	Scrabble	\$26
SIMON & SCHUSTER		Scrapules	\$26
Star Trek: Red Univ.	\$25	SCORPION	
SPECTRUM HOLOBYTE		Super Star Trek	\$34
Falcon	\$33	SCORPION	
Countersnipe	\$16	PRODUCTIVITY SOFTWARE	
Fl (Falcon)	\$119	Hard Word 10.14	\$55
Orbiter	\$25	dB Man 5-2 w/compiler	\$189
Tetris	\$25	Degas Elite	\$39
SPOTLIGHT		Microsoft Write	\$48.88
Cardcade	\$26	Page Stream	\$129
Death Bringer	\$26	ST Host Adapter	\$37
Speedball	\$26	Microsoft Office	\$149
Total Eclipse	\$26	Universal Item Selector	\$14
SPRINGBOARD		Word Perfect	\$149
Certificate Maker	\$25	ACCESSORIES	
C.M. Library Disk	\$19	Tony Soave Hint Disks	Call
SSI		Handbook Available	Call
Demon's Winter	\$25	500X Joystick	\$14
Dragons of Flame	\$26	Bonus 3+ DSDD	\$119.95
Heroes of the Lance	\$26	Sony 3+ DSDD	\$135.50
Hillstar	\$33	Disk Case (Holds 45)	\$6.88
Red Lightning	\$39	Disk Case (Holds 110)	\$8.88
Star Command	\$33	Disk Drive Cleaner 3+	\$4.88
Stellar Crusade	\$35	Freedom Cordless	\$35
STAR GAMES		Joystick	\$44
Table Tennis	\$25	Woo Sat Handie Joystick	\$17
SUBLOGIC		Woo Ergotack Joystick	\$18
Flight Controls 1	Call	DVS 3/2 or 5/4 Drive	Call
Flight Simulator 2	Call	IB Drive	Call
Ultima 3	\$33	Backup	\$49
Ultima 4	\$39	Big Mouse Pad 8 1/2" x 11"	\$15
Ultima 5	\$39	Maxx Control Yoke	\$69
PRACTICAL SOLUTIONS			

Order Line Hours: Mon.-Thurs. 9:00 AM-9:00 PM, Fri. 9:00 AM-7:00 PM, Sat. 10:00 AM-4:00 PM Eastern Time

*Please Read The Following Ordering Terms & Conditions Carefully Before Placing Your Order. Orders with cash/check or money order shipped immediately on in-stock item! Personal & Company checks, allow 3 weeks clearance. No C.O.D.'s Shipping. Continental U.S.A.-Orders under \$100 add \$3; free shipping on orders over \$100. AK, HI, FPO, APO-add \$5 on all orders. Canada & Puerto Rico add \$7.50 on all orders. Sorry, no other international orders accepted! PA residents add 6% sales tax on the total order of order including shipping charges. CUSTOMER SERVICE HOURS: Mon.-Fri. 9 AM-5:30 PM Eastern Time. REASONS FOR CALLING CUSTOMER SERVICE—(1) Status of order or order date (2) If any merchandise purchased within 60 days of purchase is defective, please call for return authorization number. We will not process a return without a return auth. Defective merchandise will be replaced with the same merchandise only. Other returns subject to a 20% restocking charge! After 60 days from your purchase date, please refer to the warranty included with the product purchased & return directly to the manufacturer. Customer service will not accept collect calls or calls on SD of A's. 800 or order lines! Prices & availability are subject to change! New titles are arriving daily! Please call for more information.

MODEM OWNERS: You can order on-line from our Atari ST Shop via the CompuServe, and Genie electronic malls.

Software Discounters Of America



Dialog Box

Hates Heidi Format

I do not like your new [double-sided] system. I find the instructions to be excessive and hard to follow. The reason you give for not using both sides of a disk in the normal way is not convincing. I hope for your sakes I am of a small minority.

David Brandon
Scarborough, Ontario

You are part of a small minority, but one that is very important to us. So, due to the difficulties you and others have encountered with the Heidi format, we are discontinuing it next issue. Since many of our readers enjoy the double-sided disk, we're investigating ways to retain it in a different format. —START Editor

Graphics Guides

What books would you suggest on the following subjects:

- 1) 3D graphics, shading and raytracing;
- 2) Programming in GFA BASIC 3.07;
- 3) Atari Mega internals.

David Poole
Modesto, California

1) In START Special Issue Number One, Matt Loveless recommends Procedural Elements for Computer Graphics by David F. Rogers; Applied Concepts in Microcomputer Graphics by Bruce A. Artwick; and Geometric Modeling by Michael J. Mortenson. Abacus Software publishes a book called Atari ST Graphics & Sound. Also call the Association for Computing Machinery's Special Interest Group on Graphics (ACM SIGGRAPH). Eugene Miya heads the San Francisco Bay Area chapter, (415) 694-6453. A university math/computer science library is another resource.

2) In the March 1989 issue of START, Contributing Editor David Plotkin recommends Programming with GFA BASIC 3.0 and Concepts in Programming. Both are intermediate level books available from Antic Software, 1-800-234-7001.

3) The folks who best know the Mega internals work for Atari. Call Atari Customer Service representative Dan McNamee at (408) 745-2000 ext. 2004 and ask what documentation is available. —START Editor

Small TT-ools

When can we expect a full test drive of the TT 030/2? I gather most ST programs will work, but how about accessories? Mail one of the gadgets to Dave Small and let him take it apart and install things and use blowtorches and jackhammers on it the way he does so well. Then let us know how that puppy performs in relation to the ST.

Larry E. Palm
San Francisco, California

Good idea. We'll do it as soon as possible, which depends upon Atari building and shipping TTs. They are supposedly available to developers (like Dave Small), but the last person we talked to has been waiting six weeks for his machine. —START Editor

Ticker Tape Delay

I am writing out of concern for Atari's market stability. Can you print stock market reports for the month? You could compare Atari shares to those of other leading computer manufacturers so we readers will know what we're up against.

Frankie Seto
Calgary, Alberta

Any stock market quotations we run would be out of date. Our production schedule is three months ahead of the publication date of the magazine. For example, this reply is being written in the first week of January. If you're interested in following Atari share prices, check the American Stock Exchange listings published daily in the business section of most major newspapers. —START Editor

Let's Hear It For Imagen

Recently, I purchased UltraScript. When I received the package I found out (real fast) that there was a bug that prevented the program from loading: two bombs and back to the Desktop. A call to Imagen resulted in the replacement of the disk via Federal Express Next Day Air at no charge. I even received a call the next day from one of their customer support technicians (are you reading this Vicki?) to make sure that it was working properly and ask if I had any further questions.

All that I can say is that this is what makes a first-rate company. Let's hear it for Imagen.

Mark LaCroix
Barre, Massachusetts

We're always happy to recognize an outstanding effort. —START Editor

I Want My RGB

I have an Atari 520ST computer that I would like to hook up to an analog Tandy RGB Color Monitor CM-8. Can it be done, and if so, where can I get the necessary cables and connectors?

Bob Kemether
Brick, New Jersey

continued on page 13



1st STOP Computer Systems

7085 CORPORATE WAY ♦ DAYTON, OHIO 45459



Games

10th Frame Bowling	27
5 Star Combo Pack	24
Action ST	24
Action ST 2	35
Adventures of Simbad	29
African Raiders	24
Aladdin	24
Alien Syndrome	24
All Points Bulletin (APB)	24
Alter Beast	24
Alternate Reality: The City	29
Academy Force Four	34
Archipelago	34
Arctic Fox	14
Armada	36
Asari	27
Asterix	24
Axel's Magic Hammer	24
Basil	12
Backgammon	29
Balance of Power	29
Balance of Power 1990	29
Ballist	21
Barbanc Knight	26
Barbarian II	24
Barium & Bailey Circus	24
Baseball II	24
Batman and the Movie	24
Battle Chess	24
Battle Tech	24
Battlehawks 342	33
Beverly Hills Cop	24
Black Cauldron	24
Black Cauldron Hint Book	7
Blood Money	24
Blood Witch	24
Breach	24
Breach Scenario Disk	15
Bubble Bobble	24
Castle Fizz	24
Castle Warrior	24
Centerfold Squares	24
Chambers of Shaolin	24
Chase Shines Back	24
Chaos of Wrath	24
Chase HQ	24
Chase Player 2150	29
Chronoquest	29
Chuckie Egg	24
Cue	24
Command	24
"Confito, Europe"	24
Corruption	22
Crash Game!	24
Crash Castle	24
Dark Fusion	24
Dark of the Pharaoh	24
Death Bringer	24
Days of War	24
Double Dragon	24
Double Dragon II	24
Dr. Doom's Revenge	29
Dragon Force	24
Dragon Ninja/Sad Dudes	26
Dragon Spike	24
Dragons of Flame	26
Dream Zone	24
Dungeon Master	24
Dungeon Master Edit	24
Dungeon Master Hint Book	10
Dynamite	24
Dynamite (Adult)	24
Enemix	24
Empire	24

Disk Drives Priced Right!

MMR-1 3.5" Economy Drive \$169
MMR-4 3.5" & 5.25" Over/Under \$289
MMR-5 3.5" & 5.25" Side-by-Side \$299

Productivity

1st Word Plus 3.14	59
Access	59
Accounts, ST ver 2.0	89
Accounts, ST ver 1	42
Art & Film Director	54
Art Gallery 1 (Print Master)	19
Art Gallery 2 (Print Master)	19
Art Gallery 3 - Fantasy	19
Assam Pro	36
Award Maker	24
BBS 3.0	48
Booker Card	139
Card 3rd Ver 2 (Cybermate)	53
Calamus	169
Calamus Font Editor	59
Calamus Outline	149
Card Maker II	54
Code Head Utilities	15
Copyist II (Professional)	154
Cyber Control	36
Cyber Paint (ver 2)	48
ICD Host Adapter	53
Cyber Studio	53
Cyber Texture	30
Cyber VCR	42
eRMN 5.2	164
Diamond Back	24
Dispisc 1.22	27
Drifix	114
DTP Desktop Publisher ST	79
Dyna Card	399
Dyna Card 1.7	589
Easy Draw	63
Easy Draw	63
W/SuperCharger-DS/OD	89
Flash	24
Fontz ST	23
Forum BBS	42
Go-Plus	21
Generation Gap/Family Tree	32
GFA Basic w/Compiler	84
GuitarLess	129
HiSoft Basic Professional	94
Howline	23
ICS Level 2	219
Laser C	114
Laser DR	269
LDW Power Spreadsheet	37
Mark Williams C	104
Musfile	18
MUSI Desk	18
Music Studio 86	35
NocDesk	28
Page Stream	115
Personal Pascal	64
Print Master Plus	24
Propagor C	124
Protost	124
Signum	124
ST Control	49
Stark the Market	48
Superbase 2	89
Supersize Personal	48
Supersize Professional 3.0	209
Touch Up	119
Touch Kit, hard drive	36

Turbo ST	32
UltraScript Font PS 22	129
UltraScript Font PS 35	149
UltraScript ST/SLM 804	129
UltraScript ST	134
Universal Font Selector II	13
Utilities	37
VIDI-ST Mono Digitizer	144
Word Flow	65
Word Master	26
Word Perfect 4.1	149
Word Star	48
Word Writer	48

Hardware

1 Meg D Rame	12
1040 ST (no monitor)	63
256K D Rame	3.5
4 Player Adapter (Leathnord)	12
SD ST (two mouse)	499
CMIS Monitor Cable	19
3M5 Monitor Cable	19
Cardless Mouse	34
Discovery Cart Opt 0	182
Discovery Cart Opt 2	189
Desk Drive 68	14
Drive Master	32
Duplixer Blitz	44
DVT VCR Hard Drive Back Up	59
Epsa 500 KJ Joystick	79
Epsa Stick Joystick	79
Fast Tape Backup 155 Meg	219
Hand Scanner w/Touch Up	429
IB Drive 5.25"	209
ICD Host Adapter	53
JoyStick Extension Cable (10")	4
JoyStick Extension Cable (17")	4
Kraft Ace Joystick	5
Maxx Flight Yoke	68
Modern cable IBMST 10.8	11
Modern cable IBM, ST, 6.8	8
Monitor Master	32
Mouse Master	259
PC Dico 2	259
Dyna Card 1.7	589
Printer cable, IBMST 10.8	10
Printer cable, IBMST 6.8	7
SC1294 Color Monitor	339
SC124 Desk Drive - DS/OD	199
SGS Net Starter Kit (net)	123
SGS Net Mon Drive (net)	89
SMI21 Modem/Monitor	159
Specto 128	129
Specto 128 ROMs	129
Spects GCR	222
ST Relay 4	86
ST Time (Internal Time Clock)	42
Supra 2400 Modem (external)	116
Tubo 16	269
Twenty Board	35
Vieo Key	64
Z RAM 24 Meg Board	129
Zoom 2400 Modem	116

Misc.

1040 ST Cover	9
Parli ST Book	12
Desk Labels (100 packs)	1
1 Function (Keyboard Label)	1
Propagor C	124
Protost	124
Library Case 3.5" (Tan-Brown)	3
Mega 2 & Mega 4 Dust Cover	9
Mega Touch Springs	5
Mouse Mat, Deluxe	7
Mouse Mat, Regular	5
Printer stand (Crazy Legs)	8
Printer stand (relaxahed)	19
SC1224 Dust Cover Only	15

Make 1st STOP Your 1st and Only Stop. If you don't see it, Call, we carry over 1000 titles!

Phoenix Metal	29
Pro Soccer	24
Pro Tennis Tour	26
Pro Plays a New Game	36
Quartz II	24
Quest for the Time Bird	25
Raffles	28
Rally Cross	24
Red Lighting	41
Red Storm Rising	24
Robot	19
Robotics Vol. #1	14
Robotics Vol. #3	14
Rocket Ranger	33
Roller Coaster Rambler	24
Scope Ghost	24
Scrabble	28
Scraples	25
See Views from Space	24
Shadowgate	29
Shobbi	19
Shuffleboard	24
Shufflepuck	24
Side Kick	24
SidKie 2000	24
Space Ace	35
Space Quest 3	37
Slip So Far	24
Skip Poker 2	24
Skip Poker Data Disk #1	13
Start Car Racer	29
Summer Challenge	24
Super Hang On	24
Super Hunt	29
Super Wonderboy	24
Superman	24
Universe 3	29
Universe II	29
Unsubtablets	24
Western Games	19
Wild McJacken	28
Zany Golf	24
Zero Gravity	29

Educational

AB Zoo	19
Biography Vol. #1	14
Biography Vol. #3	14
Calculus	29
Computer Guide Solar System	33
Decimal Dungeon	24
Discrete Math	29
Fractal Action	24
Kinderama	24
Magic Anagrams	19
Benley Bear	19
Magic Math 3 Benley Bear	19
Math Masters	24
Math Mylar	24
Math Wizard	24
Memis Beacon Teaches Typing	33
Memory Master 1 Benley Bear	19
Memory Master 2 Benley Bear	19
Meat Up Mother Goose	24
Pre-Calculus	29
Probability	29
Read & Rhyme	24
Readarama	24
Speller Bee	29
Topology	29
Winnie the Pooh	14

HOURS: M-F 9 a.m. - 9 p.m. EST
SAT 10 a.m. - 6 p.m.

ALL 50 STATES CALL TOLL FREE

1-800-252-2787

For Order Status or
Tech. Info, Call (513) 438-0551



ORDER INFO: SEND SELF ADDRESSED STAMPED ENVELOPE FOR FULL CATALOG. NO EXTRA CHARGE FOR CREDIT CARD ORDERS - COO \$4.95 - Next day delivery extra - Alaska & Hawaii UPS Blue Label only - APO & FPO - Ohio residents add 6.5% sales tax - Allow 10 business days for personal or company checks - Returns subject to 20% restocking fee - Defectives require return authorization number for repair or replacement - Prices subject to change without notice and apply only to mail order - Minimum shipping \$4 - We check all credit card orders for validity.

continued from page 11

START Contributing Editor David Plotkin, who has more hardware at home than we have in the office, says it can't be done. The two devices aren't synchronized. You might be better off buying a used Atari monitor.—*START* Editor

Viva L'Atari

Several weeks ago I joined the Atari Revolution. This movement was launched by Donald A Thomas, Jr., President of Artisan Software. The movement's purpose is to make the public more aware and desirous of Atari computers. To do this, Mr. Thomas has developed suggested weekly activities to be implemented by Revolutionaries.

I, for one, am glad someone has grabbed the bull's horns in an attempt to make Americans aware that Atari is not just some game machine. Of course, Atari Corp. should have made this effort. Their competitors (i.e. Apple) spend millions making the case for their equipment. If the movement is successful, Atari Corp. will pay more attention to their American market, establishing more dealerships, producing more machines, and advertising extensively and effectively.

Please throw your support to the Revolution.

Robert Hochwalt
North Canton, OH

START magazine is very aware of the Revolution and wishes the movement success. Any campaign that works toward a greater exposure of the power and versatility of Atari hardware can do nothing but good.

Anyone who wishes to learn more about the Revolution may write to Artisan Software, P.O. Box 3213, Fontana, CA 92334.—*START* Editor. ■

SUBMISSION INFORMATION

START welcomes submissions. Please include both hard copy printouts of articles and program listings as well as disk files on ST compatible disks. Media will be returned if self-addressed, stamped mailer is supplied. *START* assumes no responsibility for unsolicited editorial materials.

Do you have questions about using your ST? Is there something you're not clear about? Every issue, *START*'s editors listen to your comments and answer your questions in Dialog Box. Let us hear from you! Our address is:

Dialog Box, *START*

544 Second Street, San Francisco, CA 94107

Or leave us a message on CompuServe using the Antic Online Mailbox — just log on and type GO ANTIC.

Unleash the Power of your Printer with

UltraScript™ ST&ST-1

Print high quality text and graphics . . .

Upgrade your ATARI® personal computer system with PostScript® language printing capabilities.

Access a wide variety of PostScript applications with UltraScript ST.

Scale, rotate, outline, shadow, crop, shade, halftone, and pattern fill both text and graphics.

Add PostScript compatible fonts as you need them.

Break the PostScript price barrier:

UltraScript ST supports the SLM 804™ laser printer and includes 27 typefaces for only \$195.

UltraScript ST-1 supports virtually any dot matrix, ink-jet, or laser printer and includes 27 typefaces for only \$195.

Available at your local ATARI dealer or order direct from IMAGEN.



IMAGEN
A QMS Company

IMAGEN Corporation
P.O. Box 58101
Dept. USST
Santa Clara, CA
95052-8101

For More Information Call:
800/635-3997 or
408/986-9400

The following are trademarks or registered trademarks of their respective companies: QMS, UltraScript, of QMS, Inc.; IMAGEN of IMAGEN Corporation a QMS Company; Atari ST, SLM804, of Atari Corporation. Copyright © 1990 IMAGEN Corporation, a QMS Company.

Order Toll Free **Since 1982** *ComputAbility* Order Toll Free
800-558-0003 *Consumer Electronics* **800-558-0003**

Seagate SUPER SALE

ST-125N 20 MEG	\$269	ST-225N 20 MEG	\$255
ST-138N 30 MEG	\$299	ST-251N 40 MEG	\$375
ST-157N 49 MEG	\$329	ST-277N-1 60 MEG	\$429
ST-157N-1 49 MG-28rms	\$349	ST-296N 80 MEG	\$459
ST-177N 60 MEG	\$469		

SupraDrive HARD DRIVES

20 MB SUPRA DRIVE - ST	\$499 DEL*
30 MB SUPRA DRIVE - ST	\$579 DEL*
40 MB SUPRA DRIVE - ST	\$669 DEL*
60 MB SUPRA DRIVE - ST	\$759 DEL*
80 MB SUPRA DRIVE - ST	\$1129 DEL*

CALL US FOR ALL YOUR

Computers

- 520STFM
- 1040STF

Monitors

- SM124
- SC1224



NEEDS!

Drives

- MEGA File 30/60
- SF314

Laser Printers

- SLM804
- SLM804-PCV

* INDICATES FREE DELIVERY IN THE CONTIGUOUS 48 STATES

PRINTERS

Panasonic
KX-P 1124
\$285

1180	185
1191	235
1624	429



NX 1000 multifont 2	\$165
NX 1000 Rainbow	\$219
NX 1500	\$329
NX 2410	\$299
NX 2415	\$599
XB 2415	\$579
XR 1500	\$459

FAST HARD DRIVE KIT

SINGLE 3.5" DRIVES

ST-138N 30 MEG	... 629 DEL*
ST-157N 49 MEG	... 649 DEL*
ST-177N 60 MEG	... 829 DEL*

DUAL 3.5" DRIVES

2-ST-138N 30 MEG	... 969 DEL*
2-ST-157N 49 MEG	... 999 DEL*
2-ST-177N 60 MEG	... 1359 DEL*

FEATURES: Built in time clock with battery backup • Low-noise fan for efficient cooling • Under-monitor design requires no additional desk space and provides a monitor stand for ST computers • Adjustable legs adjust the monitor and provide cable clearance • Allows booting directly from the hard drive • Handler provides error checking on the DMA bus
ALL HARD DRIVES ARE SEAGATE SCSI.

ACCESSORIES

Drive Master	35
Monitor Master	35
Mouse Master	35
Mouse House	5
Mouse Master	6
Twelve Board	35
Video Key	65
3.5" Drive Clean Kit	5
4-W Surge Protec	10
2 RAM	119
ST Time	42.95
Video ST	149
Compulibrary Color 250	179
Discovery Cartridge	129

JOYSTICKS/MICE

Epyx 500 XJ	15
Gravis Joystick	34
Gravis MouseItk	85
Kraft Mazemastik	9
Maxx Flight Yoke	75
Wico Bat Handle	17
Wico 3 Way	22
Wico Ergo Stick	18
Atari Brand Mouse	49
Cordless Mouse	95

DOUBLE-SIDED FLOPPY DRIVES

Master 3S

\$129 DEL *

• • • • •

Indus GTS-100

\$169 Del *

SUPRA MODEM SPECIAL

PACKAGE INCLUDES:

- SUPRA 2400 EXT.
- Flash V1.6 Software
- ST Modem Cable

\$129

DVT HARD DRIVE TAPE BACK-UP
Only \$149

IMG SCANNER
\$59.00

MIGRAPH HAND SCANNER \$429 Del*

EMULATORS

PC-DITTO II	\$249 DEL*
PC SPEED (AMERICAN)	\$379 DEL*
PC SPEED (EUROPEAN)	\$329 DEL*
SPECTRE GCR	\$229 DEL*

Order Toll Free *Since 1982* **Computer Ability** Order Toll Free

800-558-0003 *Consumer Electronics* 800-558-0003

ATARI ST PRODUCTIVITY SOFTWARE

1st Word-Plus	62.95	Architectural Design Kit	19.95	Easy Score Plus	89.95	Hot Wire Plus	38.95	Music Studio 88	35.95	Scan Art	30.95
3D Developer's Disk	19.95	Control Design Disk	19.95	Easy Tools	39.95	Hyper Font	32.95	Navigator, The	30.95	Scan Pix Illustrations	23.95
3D Print Package 1 & 2	17.95	Future Design Disk	19.95	Edi Track II	62.95	IB Copy	21.95	Neo Desk 2.0	27.95	Scan Pix Pets and Animals	23.95
3D Plotter & Printer Driver	17.95	Human Design Disk	19.95	Flange	49.95	IB Disk Utility	21.95	O Spooler	30.95	Scan Pix Religious & Hot	23.95
3D Pool	22.95	Microbot Design Disk	19.95	Flare 1.6	19.95	IB Hard Disk Backup	21.95	OmniRes ST	21.95	Signum II	19.95
AB-Zoo	19.95	Video Tiling Design Disk	19.95	Flex Street Publisher 3.0	234.95	Interlink	24.95	Page Strain	122.95	Spectrum 512	43.95
Adv. of Sinbad	29.95	Cyber Text	26.95	Flex Street Pub Disk	124.95	Juggler 2.0	32.95	Fonts 1-13 or A	25.95	ST Control	49.95
Adios Fables	29.95	CVR	43.95	Fontz	22.95	K-Graph 3	49.95	PO Dits	64.95	Sugar Charged EZ Draw	82.95
All About America	33.95	Dash	24.95	Function Action	23.95	Keyboard Contr Seq 1.7	149.95	PHASAR	54.95	Superbase Personal	46.95
Animal Kingdom	23.95	Datamap	17.95	G + Plus	22.95	Keyboard Contr Seq. LV II	189.95	Printmaster Plus	24.95	Superbase Personal 2	87.95
Armen Nights	28.95	Datamap II	17.95	GFA Basic 3.0 + Compiler	89.95	Keys	48.95	Art Gallery 1 + Bundle	24.95	Superbase Pro 3.0	184.95
Award Maker Plus	23.95	DB Man w/comp.	167.95	Graphmaker	39.95	Kinemas	24.95	Art Gallery 3	19.95	Thunder	25.95
Base Two	36.95	DO Utilites	18.95	Hard Disk Accelerator	24.95	Lower C 2.0	114.95	Fontz & Borders/PM	22.95	Touch Up	12.95
Calamus	184.95	Decadal Dungeon	23.95	Hard Disk Sentry	31.95	Debug/Laser C	47.95	Pro Copy	21.95	Tunerhit	83.95
Calamus Outline	154.95	Degas Elite	38.95	Hard Disk Tool Kit	19.95	LDW Power	92.95	Praspro C	124.95	TurbO ST	30.95
Circuit Maker	63.95	Diamond Back	24.95	Hard Drive Turbo Kit	37.95	Maps and Legends	22.95	Praspro Fortran	124.95	Utility ST-1	124.95
Codehead Utilites 3.0	19.95	Dig Spec	22.95	Hi Soft Basic	43.95	Mark Williams C	99.95	Praspro Pascal	64.95	Unigap	32.95
Copy 2	153.95	Drift ST	114.95	Hi Soft C Interpreter	64.95	Mark Williams CSD	40.95	Read & Rhytm	24.95	Utility Plus	37.95
Cyber Control	36.95	Draw Art Pro	43.95	Hi Soft Pro Basic	92.95	Math Blaster Plus	32.95	Read-A-Rama	29.95	Video Key	64.95
Cyber Paint	48.95	Dyna Cad	589.95	Hi Soft Dev Pak	62.95	Math Wizard	23.95	Reply 4	88.95	Word Perfect	64.95
Cyber Sculpt	48.95	Easy Draw	62.95	Hi Soft Werco	30.95	Mavis Beacon Typing	31.95	Revolvr	30.95	Word-Up	48.95
Cyber Studio, The	48.95	Easy Graphics	30.95	Hi Soft Word	15.95	Maxilla	22.95	Revolvr D/110	69.95	Word Writer ST	48.95

EDUCATIONAL SOFTWARE SPECIALS - Bently Bear Series & Arrakis

BRAND NAME	BENTLY BEAR SERIES	ARRAKIS	EPXY 500X.I
3.5" DISKS	Buy Any 3 Titles for \$59.00!	Buy Any 3 Titles for \$39.00!	JOYSTICK
• DOUBLE SIDED •	Alphabet Tutor 21.95	Algebra 2 Vol 2 15.95	\$10.95
• DOUBLE DENSITY •	Equation Builder 21.95	Algebra 3 Vol 1 15.95	
\$8.95	General Store 21.95	Biology Vol 1 15.95	OFFER GOOD
100% ERROR FREE - BOX	Magical Math 1 21.95	Biology Vol 2 15.95	W/ ANY PURCHASE
OF TEN W/PURCHASE	Magical Math 2 21.95	Biology Vol 3 15.95	
	Magical Math 3 21.95	Biology Vol 4 15.95	
	Magical Anagrams 21.95	Chemistry Vol 1 15.95	
	Memory Master 1 21.95	Chemistry Vol 2 15.95	
	Memory Master 2 21.95	Geometry Vol 1 15.95	
	Spelling Bee 21.95	Physics Vol 1 15.95	
	ARRAKIS	Physics Vol 2 15.95	
	Algebra 1 Vol 1 15.95	Statistics Vol 1 15.95	
	Algebra 1 Vol 2 15.95	Trigonometry Vol 1 15.95	
	Algebra 2 Vol 1 15.95		

SOFTWARE PRICES HAVE NEVER BEEN THIS LOW!

ATARI ST RECREATIONAL SOFTWARE

After Burner	30.95	Deathbringer	25.95	Hillfarer	31.95	Lelureu Kill Larry 3	37.95	Pirates!	28.95	Star Command	31.95
Altium Construction Kit	10.95	Defender of Crown	31.95	Home Planitrium	33.95	License to Kill	21.95	Planet	30.95	Star Fleet 1	34.95
Alion	14.95	Deja Vu	30.95	Hoitage	28.95	Lombard Rally	24.95	Police Quest I	30.95	Star Flight	31.95
Alion Syndrome	24.95	Die-Us Las Vegas	25.95	Howl of Shadow	25.95	Loon Ditch	27.95	Police Quest II	37.95	Star Wars	24.95
All Board	16.95	Demons Winter	35.95	Hoyle's Book of Games	21.95	Manhunter New York	30.95	Pool of Radiance	31.95	Stellar Crusade	38.95
Altered Base	30.95	Double Dragon	14.95	Hunt for Red October	31.95	Manhunter San Fran	32.95	Populous	32.95	STOS The Game Creator	38.95
Alternata Really-City	24.95	Double Dragon II	24.95	Indiana Jones Action	26.95	Maniac Mansion	29.95	Dats Disk	19.95	Stidder	14.95
Annals of Rome	22.95	Dragon Force	31.95	Indiana Jones-Graphic	31.95	Matrix Murders	21.95	Powerdroms	25.95	Strip Poker 2	24.95
Aquasend	25.95	Dragons of Flame	25.95	Infelion of Shadow	25.95	Mico League Baseball II	37.95	Prison	24.95	Stripz	22.95
Archangel	24.95	Dungeon Master II CHAOS	24.95	Iron Lord	25.95	1989 Season Disk	14.95	Pro Tennis Tour	25.95	Stuck Track Racer	28.95
Arkandol	13.95	Dungeomaster	24.95	Jet	30.95	Monopoly	24.95	Puffy's Saga	25.95	Supaman	24.95
Arkandol II	19.95	Eliminator	21.95	Joan of Arc	28.95	Necromans	27.95	Qix	19.95	T.V. Sports Football	32.95
Artem	26.95	Empire	31.95					Rambo III	19.95	Temuz 2	49.95
Awecome Arcade Act. Pack	30.95	Escape from Singer's Castle	42.95					Rampage	30.95	Test Drive	24.95
Bad Dudes	24.95	Evolution	22.95					Rastan	22.95	Test Drive II	27.95
Balance of Power: 1990	32.95	Eye of Horia	24.95					Rabel Universe	24.95	Tetris	21.95
Battlefix	21.95	F-15 Strike Eagle	14.95					Red Lightning	38.95	Their Finest Hour	38.95
Battlefix 2	24.95	F-16 Combat Pilot	32.95					Red Storm Falling	16.95	Winter Birds	24.95
Battle Chess	30.95	Falcon	29.95					Red Fish'n	28.95	Time and Magic	25.95
Battlehawks 1942	31.95	Operation Counterstrike	16.95					Renegade	19.95	Times of Lore	25.95
Battlefix	30.95	Federation	31.95	Austerlitz	34.95	Ghosts and Ghouls	27.95	Rick Dangerous	22.95	Titan	28.95
Barbarian II	24.95	Ferret Formula One	31.95	Batman the Movie	27.95	Giants	39.95	Rick Dangerous 2	24.95	Turbo Out Run	31.95
Base	28.95	Flexidisk Freddy	30.95	Blood Witch	34.95	Horror	37.95	Rocket Ranger	31.95	Ultima I	24.95
Breach	24.95	Fire and Forget	24.95	Borzo	34.95	Leaderboard Duo Pak	27.95	Rogue	31.95	Ultima II	38.95
Breach II	30.95	Fire-Brigade	31.95	Elite	34.95	North and South	34.95	Rogue 2	34.95	Ultima III	24.95
Bridge 5.0	21.95	Fire Zone	23.95	Emmanuelle	27.95	Precious Metal	34.95	RVF Honda	25.95	Ultima IV	38.95
Bubble Bobble	11.95	Firetrons	22.95	Fighter Bomber	37.95	Strider	27.95	RVF Honda 2	22.95	Ultima V	37.95
Bus Angels	28.95	Flexidisk Freddy 2	30.95	Fire Wars	22.95	Strid 2	27.95	Scabbie	24.95	Uninvited	30.95
Carriage	24.95	Flight Simulator I	30.95	Ghouls'n Ghouls II	34.95	Strid 3	27.95	Shadow of the Beast	30.95	Univers II	30.95
Chaos	24.95	Foals Errand	30.95	Ghostbusters II	34.95	Xenon 2	34.95	Shadowgate	30.95	Univers III	24.95
Chessmaster 2000	29.95	Galactic Conqueror	29.95	Joan	21.95	Netherlands	22.95	Shack Attack	30.95	Vigilante	GALL
Clue	25.95	Quartz III	32.95	Kath Van Snow's Pro Soccer	21.95	Never Mind	21.95	Shinobi	24.95	War in the Middle East	30.95
CodeName Isman	37.95	Gold Rush	24.95	Killing Game Show	21.95	Night Hunter	25.95	Shuffepuck Cafe	25.95	War Ship	38.95
CodeName's Request	37.95	Gore	24.95	King's Quest 1.2 or 3	30.95	Old	20.95	Silent Service	14.95	Wargame Construction Set	22.95
Combat Course	24.95	Gunship	35.95	King's Quest 4	37.95	Omega	32.95	Shinobi 2	31.95	Wargame Construction Set 2	22.95
Comp. Guide/Solar System	35.95	Harley Davidson	24.95	Knight Force	24.95	Operation Wolf	18.95	Slate or Die	25.95	Wild Dreams	25.95
Conquest of Camelot	19.95	Harley Davidson Simulator	30.95	Kristal, The	31.95	Outrun	39.95	Sorcerian	31.95	World Snooker, Pool, Billiards	17.95
Crystal Castles	21.95	Heroes of the Lance	25.95	Lancelot	25.95	Paladin	24.95	Space Ace	36.95	World Trophy Soccer	24.95
Dark Castle	28.95	Heroes of Quest	37.95	Lelureu Salt Larry	24.95	Paper Boy	24.95	Space Quest 1 or 2	30.95	Zack Mackrack	29.95
				Lelureu Salt Larry 2	37.95	Pipe Dreams	25.95	Space Quest 3	37.95		

ORDER INFORMATION: Please specify system. For fast delivery send cashiers check or money order. Personal and company checks allow 14 business days to clear. Shipping POs welcome. C.O.D. charges are \$4.00. In continental USA include \$3.00 for software orders. 5% shipping for hardware minimum \$50.00. Master Card and Visa charges include cost of express order and signature. We reserve the right to place hold 2% sales tax. US (APO, FPO, Puerto Rico and Canadian orders) please add 6% shipping, minimum \$6.00. All other foreign orders add 15% shipping, minimum \$15.00. All orders shipped outside the Continental USA are shipped first class insured US Mail. Foreign shipping charges exceed the maximum amount, you will be charged the additional amount to get your packages to you quickly and safely. All goods are new and include factory warranty. Due to our low prices all sales are final. All defective returns must have a return authorization number. Please call (414) 357-8111 to obtain an RMA or your return will not be accepted. Please and availability subject to change without notice.

NO CREDIT CARD SURCHARGE

INFORMATION

(414) 357-8181 FAX (414) 357-7414

P.O. Box 17882 Milwaukee, WI 53217

News, Notes & Quotes

BY STEPHEN MORTIMER, START CONTRIBUTING EDITOR

Inside Atari

• There's been yet another change of management at Atari. Mike Morand is no longer President of Atari Computer. David Harris, from the consumer products division, is now in charge of the computer division. Reportedly the change in management was amicable and was the result of personal reasons on the part of Morand.

• The Stacy 2 and Stacy 4 have passed FCC Class A certification. This frees the computer for business/

industrial use, although no actual restrictions on sales are made by the FCC. Both systems come with the respective amount of memory and a 40MB Conner hard disk drive. The Stacy 1, floppy-disk version has not yet been approved.

• Look for a new version of GDOS in 1990. It will use the UltraScript based fonts and use Imagen's smooth scaling


software for screen representations. This will not be a Postscript interpreter. Only the fonts from UltraScript will be used. Also, look for a multitasking TOS. According to Leonard Tramiel, multitasking is a "logical" extension

of the operating system.

• Atari filed suit against Nintendo and codefendant Pepsico. The suit cites false advertising, unfair trade practices and unfair competition. All this comes as the result of ads that Atari claim were deceiving because of references to nonexistent code features on Nintendo's GameBoy. Nintendo is currently under Federal investigation for alleged monopolistic competition and unfair trade practices.

• Some new technical specifications for the STE have come to light. The four SIMM memory units protrude through the internal shielding of the STE, allowing for easy upgrades. The 68000 is a square, socketed PLCC chip. This, according to Jim Allen of Fast Technology, will make a

continued on page 18




David Harris

Mike Morand

EUROPEAN REPORT

BY DONALD MAPLE, REPORTING FROM WEST GERMANY

The ST market in Europe is quite different from the North American one. Not only is the ST one of the most popular game machines over here but it's also considered to be a serious business computer. While France and the U.K. supply the bulk of games, Germany has produced a plethora of excellent professional software. This monthly report will focus on what's happening in Europe as it affects the ST community — use this column as a kind of crystal ball as to what lies ahead for the U.S. since most European products have a way of showing up there eventually.



The Cold War revisited: East vs. West, a new spy thriller from West German game-maker Rainbow Arts.

All Work and No Play?

Rainbow Arts, a German software company, has just announced two new games for the ST. East vs. West is an

"agent-simulation" game taking place during the Berlin airlift in 1948. The game revolves around an A-bomb

continued on page 18

SUPERCHARGER

BY
TALON

THE FIRST EVER EXTERNAL PC BOARD FOR ATARI ST COMPUTERS A FULL MS-DOS PROCESSING SYSTEM THAT SIMPLY PLUGS INTO THE DMA PORT, WITH NO NEED TO OPEN YOUR COMPUTER. SUPERCHARGER IS PACKED WITH FEATURES AND CAN BE USED WITH ALL MACHINES FROM 520ST TO MEGA 4 AND EVEN THE STACY LAPTOP

FEATURES:

- 100% compatible with MS-DOS programs (non protected) • Norton Factor 4.4 • Supports all hard disks • Supports serial and parallel ports • Uses 'hotkey' to toggle between Atari and PC programs at the same time without having to reboot in DOS mode • Turns the Atari mouse into a PC mouse • Supports internal and external 3.5" and 5.25" floppy drives • Leaves the cartridge port free for use • Supports both monochrome and color Atari monitors (CGA color and Hercules emulation) • Supports some AT programs, such as '286 windows' • Simple to set up and easy to use - no soldering, no wiring, no cutting.

INCLUDES:

- 512K RAM, making it extremely fast and can easily be expanded to one megabyte of RAM. The extra RAM can be ordered separately, and can be installed prior to shipping. • Socketed for an 8087 co-processor. Co-processors can be ordered separately, and can be installed prior to shipping. • NEC 8 mhz V30 processor • DMA cable with thru-port • Built in bus which will be adapted in the future to accept PC expansion boards (VGA card scheduled for April '90) • Comprehensive hard disk utilities software • An attractive color coordinated ABS plastic case • MS-DOS 4.xx • 5V DC external power supply • Easy to use operating manual • Registration card for software updates and 12 month warranty.

All this for the incredible price of just

\$399.00*


MULTI-SYNC MONITORS AVAILABLE - CALL \$\$\$

OMNISWITCH

BY
TALON



FRONT VIEW



REAR VIEW

Multi-Sync For Atari

\$89.95*

NOW, FOR THE FIRST TIME YOU CAN HOOK UP YOUR ATARI TO A MULTI-SYNC MONITOR WITH THE INCREDIBLE OMNISWITCH.

FEATURES:

- **MULTI-SYNC MONITOR PORT:** Gives your Atari the ability to use a multi-sync monitor. Color or monochrome with the touch of a button. (low, medium and high resolutions)
- **COLOR AND MONOCHROME MONITOR PORTS:** If you do not have a multi-sync monitor, Omniswitch allows you to plug in color and monochrome monitors and switch between them. No more cable swapping!
- **FLOPPY DRIVE PORTS:** Enables you to use two external floppy drives instead of one! (uses 3.5" and/or 5.25")
- **AUDIO JACK** to plug in to your amplifier. • **VIDEO JACK** for monochrome video output.

*ALL PRICES SUBJECT TO CHANGE. • SHIPPING AND HANDLING EXTRA

TALON TECHNOLOGY

ORDER TODAY

619 792-6511

243 N. HIGHWAY 101 • STE. 11 • SOLANA BEACH, CA. 92075

WE ACCEPT VISA/MASTERCARD

continued from page 16

possible Turbo 16e upgrade very easy to install, requiring no soldering. Finally, the GLUE chip has now grown to an 84-pin monstrosity and the MMU and shifter chip have been combined into one large surface mount chip. In mid December, STEs began trickling into Canada.

- Rainbow TOS 1.4, contrary to reports, is a very solid operating system. Only a few programs, mainly games, are incompatible with this improved OS. Stories claiming that it has only compatibility with 60 percent of existing ST software are *false*. A conservative estimate places it well over 90 percent. Atari has now made available a two-chip set version of Rainbow TOS (part number CA400407). If your system originally had two chips, but was upgraded to the six-chip Rainbow TOS, and is having problems, try the two-chip version. There is an overloading problem with the six-chip set in some STs.
- Some final tidbits: STs were featured on the hit TV series "Growing Pains" and "Who's the Boss." Also, the American Stock Exchange is planning to make an Atari stock option available, pending approval from the Securities and Exchange Commission.

Xerox Sues Apple

Is Apple getting a dose of its own medicine? Maybe. Xerox is suing Apple Computer for \$150 million, contending that Apple misrepresented the originality of the Macintosh's and Lisa's graphics-based interface. Xerox is seeking \$100 million in royalties and \$50 million in damages due to the misrepresentation.

The Xerox Star and Smalltalk were systems designed in the late 1970s that used mice, windows, dialog boxes, menus and icons. Steve Jobs,

then at Apple, was shown Smalltalk in 1979 and was very impressed with its user-friendly interface. Additionally, several employees of Xerox went to work for Apple in the early 1980s, giving Apple access to copyrighted material.

Apple, who is suing Hewlett-Packard and Microsoft for infringe-

ment on their graphical-interface copyrights, says the suit is without merit since ideas cannot be protected by copyright. Xerox's suit may be weakened by the fact that they licensed Apple to implement Smalltalk on Apple hardware. Also, Xerox has waited five years since the Mac's introduction to file the lawsuit

Fat Bits

- Creative Microsystems, Inc. (CMI), the accelerator-board manufacturer, has gone out of business.
- Look for Atari to make a big splash in the new, open Eastern Europe, especially East Germany. The U.S. is considering the relaxation of its ban on export restrictions on computers to the countries in transition. This might allow the ST to be sold in this huge potential market.
- ISD has shipped DynaCADD 1.7 to dealers. The new version of the popular CAD program retails for \$995 and includes many additional features along with a new 600 page manual.
- Bad news for Arkanoid fans: Taito has ceased development on the ST and a planned release of Arkanoid II has been postponed indefinitely. A company spokesperson cited "smaller than expected sales" for Taito products in the ST market as the major reason for the decision. ■

If you have a hot Atari news item, let us know at News, Notes & Quotes, START Magazine, 544 Second Street, San Francisco, CA 94107.

EUROPEAN REPORT

continued from page 16

stolen from an American base in the U.K. Sam Porter is the U.S. secret agent who has the task of preventing the bomb from being passed on to the Soviets.

Conqueror is a tank simulation that boasts 16 different tank types roaming through 3D fractal landscapes. There are three different game types: action, attrition and strategy. Rainbow Arts negotiates their U.S. distribution for each game separately so I can't tell you where to get these games yet.

(On a side note: with the Berlin Wall rapidly acquiring the complexion of Swiss cheese and the [long overdue] revival of "peace and love," the above Cold-War mongering games are a bit out of place.)

Back to BASICS

One of the more sizeable and interesting shipments released in West Germany is from a company called Omikron. The name may not mean much to you, but over here it's identified with ST BASIC. This is primarily due to the fact that, in Europe, Omikron BASIC is shipped as standard with all ST computers. The only exceptions to this are France and the U.K.

Omikron BASIC is a superset of Microsoft MBASIC and as such is 99 percent compatible with it. Among almost 300 commands, which cover all of the standard BASIC keywords, are also various mathematical functions (ARCTAN, SIN, EXP, etc), system variables (MOUSEX, ▶

MOUSEY etc), structured programming control commands (REPEAT-UNTIL, WHILE-WEND, PROC etc) and sequential and random disk file access commands. In addition to interfacing with AES, VDI, GEMDOS, BIOS and XBIOS, Omikron BASIC is also able to do limited multitasking.

The program operates on two screens: a comfortable editor screen with menu bar on top and the familiar "OK" run/command screen. The compiler, sold separately for 179 *deutsch marks* (about \$100), takes programs created using the interpreter and produces stand-alone .PRG files. These programs are then not only executable directly from the Desktop but run between two and 27 times faster than the interpreted versions. Both Omikron BASIC and the compiler are available in English.

Another Omikron program called 2nd_Word is a word processor with a peculiar difference: in order to run

the program, you have to lay your monitor on its side. The screen then corresponds to the printed page perfectly. This is known as "portrait" in the desktop publishing industry. Unfortunately, the program runs on monochrome monitors only. In Germany the program retails for 59 *deutsch marks* (about \$32). At this time the program is in German only.

Omikron is currently seeking a North American distributor. (Omikron, Erlachstrasse, 157534 Birkenfeld 2, West Germany, (7082) 50048.)

Yugoslavian Program Does It All

STeve, which stands for "ST event editor" is an integrated "everything" program. Written by Primoz Jakopin of Yugoslavia, STeve has built a sizeable following as it spreads across the continent. There are now over 1,000 STeve users.

It is difficult to describe STeve because it does so many different

things. The reference manual itself is a 600-page hardback. So here is a list of some of the features found in version 3.292: a database, a desktop publisher, a word processor, an image processor (including scanning), a spreadsheet — the list goes on. The program can be heavily customized by the use of over 30 user modifiable system tables. But don't let the complexity scare you since everything is quite clearly laid out. (Primoz Jakopin, Trnovska 261000, Ljubljana, Yugoslavia, (61) 226-329.) ■

Steve Mortimer is a contributing editor for START and lives in Binghamton, New York. Donald Maple is Canadian by origin and presently lives and works in Dusseldorf, West Germany. He wrote "TT-TOS Secrets" in the February 1990 issue of START.

COMPUTER EMPORIUM of TEXAS 1-800-526-5548

Quality Support from an Authorized Atari Retail / Service Center

COMPLETE HARD DRIVE SYSTEMS FOR YOUR ATARI ST

STack 30 mb \$489.95

STack 40 mb \$569.95

STack 65 mb \$629.95

(Custom configurations available)

Our STack line of hard drives use ICD Host Adapters and are designed in an under the monitor type case. All units come with proper cabling and software and include built in clock fan. We also include a Choice PD (tm) disk full of hard drive utilities at NO EXTRA CHARGE!

The HOTTEST European Magazines

ST-World UK 4.80 ST-Action 3.95 Subscriptions Available!
ST-User w/ disk 6.50 ST-Format w/ disk 6.50 Call for details...

Top 20 ENTERTAINMENT

Hard Drivin	25.00	Falcon	29.95
Altered Beast	25.50	CHAOS	23.00
North & South	29.95	Space Ace	Call!
Ghost Busters II	29.50	Rocket Ranger	32.00
Starblaze	25.00	Xenon II	29.95
Turbo Outrun	25.50	Fighter Bomber	37.50
Ultima FIVE	37.50	F-29 Retaliator	Call!
Stunt Racer	27.00	Ghouls-n-Ghosts	25.50
Iron Lord	29.95	Magnum 4	37.00
Windwalker	26.00	Future Wars	30.00

Choice CD ST Only \$2.50 per disk! Complete catalog available.

01 Ten PD Games	11 ART Programs
02 Hard Disk Util.	12 Virus Utilities
03 ST Writer 3.0	13 Copy and Backup
04 Three Tetris Clones	14 Disk Editors
05 ST Xformer 2.55	15 Autoboot Utilities
06 GFA Basic Help	16 Jill 2-D Cad
07 Picture Utilities	17 Kids Programs
08 Desktop Ace's	18 Spectrum Pics #1
09 Ram Disks R Us	19 Print Master Icons
10 Archiving Utilities	20 Screen Speed Ups

Spotlight on... DR. T's Software

KCS 1.??	149.95
KCS Level II	209.95
Copyist III	239.00
Tunesmith	89.95
Keys!	48.00
Fingers	48.00
Guitaristsics	48.50
Tiger	89.95
Phantom Smpte	169.95
Shamemaker	179.95

Top 10 PRODUCTIVITY

GFA Bas w/com	85.50
DC Utilities	18.75
Page Stream 1.8	119.00
Ultrasript ST-1	144.00
Calamus	169.00
WORD FLAIR	62.00
Hisoft C	59.95
Goodbackup Util	19.95
Spectrum 512	45.00
STOS	40.95

Top 10 HARDWARE

PC Speed	325.00
Master 3-S	129.95
Supra 2400	114.95
VIDI ST	139.95
Tweety Board	39.00
Video Key	69.00
Cordless Mous	89.95
Monitor Master	34.00
Anson S 1/4	149.95
Spectre GCR	229.00

Retail store and order lines are open from 9:00am to 10:00pm cst. Please call our customer service line @ 817-577-3470 for any defective returns. We honor all manufacturer warranties. Our staff is dedicated in providing our customers with the best pricing and service possible. Write to us at : Computer Emporium 5033-E Rufe Snow, N. Richland Hills, TX 76180

BRE Software

Call or Write for our
FREE Catalog

Lowest Prices

Order Lines/Catalog Requests: (800) 347-6760

Order Line Hours: Mon.-Fri. 9:00 AM-7:00 PM, Sat. 10:00 AM-5:00 PM Pacific Time
Customer Service/Order Status/Inquiries/Canada Orders: (209) 432-3072

Call with your best price on any Domestic or European software title for the ST, we will meet or beat it and give you a **FREE** Plastic Domain Disk when you mention this ad.

Public Domain Software ST Software/Accessories

Over 850 Disks Available for the Atari ST 

Only \$4.00 Each

Utilities, Games, MIDI, Applications, Music Graphics, Educational, Clip Art and much more

FREE Disk & Catalog

Receive a coupon good for a **FREE** Public Domain Disk with any purchase when you Call or Write for our **FREE** Catalog.

- #87 - Tutorial on GEM Desktop States - Educational Game
- #145 - Five Children's Programs (Color)
- #244 - Strip Breakout (Color Only)
- #374 - 2 Database Programs PrintMaster Cataloger
- #383 - Easy to use mailing list program #393/394/773/774 - PrintMaster Graphics
- #399 - Degas Elite Printer Drivers #403/800 - Disk Labeling Programs
- #443 - Intersect RAM Baby (RAM Disk/Print Spooler) DCOOPY - do everything! Utility Prg
- #456 - Bolt Breakout Game from Germany (Req. 1 Meg RAM)
- #468 - Accessory Ace V12. Mouse Speed #499 - The Accessory V12 Multifunction Accessory
- #500/600 - Publishing Partner Fonts
- #511 - Dungeon Master Maps. Levels 1-7
- #512 - Dungeon Master Hints/Character
- #514 - Monochrome Emulator V3.0
- #533 - PrintMaster Plus Graphics/Borders
- #551 - Kid Shapes Ages 2-8 (Color Only)
- #553 - Kid Publisher Ages 4-12 (Color Only)
- #555 - The Assistant Check Electronic Cookbook (Color Only)
- #557 - Children's Programs (Color Only)
- #564 - Cadenza Astrological V18 - Astrology #567/728/871 - Desk Accessories
- #588 - Pac Man, Hangman (Color Only)
- #590 - Dungeon Master Utilities
- #596 - Pictionary Type Drawing Game
- #599/870 - PageStream Fonts
- #650 - Text Output Accelerator
- #651 - ST Virus Killer V2.1. Super Root
- #657 - Benjamin's ABC's for Kids (DBL)
- #679 - Disk Cataloger/Label Printer (DBL)
- #688/865 - H.P. Laserjet/Desktop Utilities
- #689 - Pictionary Type Game (Color Only)
- #694 - Turtle Hard Disk Backup V3.0
- #696/802 - Hard Disk Utilities
- #699 - Children's Programs: Kid Color, Kid Adder, Kid Story, Kid Sketch
- #720 - Dungeon Master Maps Levels 8-14
- #721 - Drawing Programs Andromeda, Art ST, Megabit V2.8
- #723 - Four Lottery Programs
- #728 - Children's Programs: Numeralio Book Around, The Wolf and 7 Kids Adv.
- #736 - McTerm V14 - Shareware Terminal
- #737 - Calamus Demo (1 Meg/DBL)
- #741 - Copypatr V1.0. Address Book Base #749 - Barnimals - Listen/Guessing game for ages 0-4 (Color Only)
- #753 - Megatools V1.0 - Shareware Utilities #758/759 - Calamus Fonts
- #768 - NeoDesk Icons
- #769 - Super Breakout (Mono Only)
- #790 - Pentimo Strategy Game (Mono)
- #791 - 3 Tetris Games (Color/DBL)
- #792 - 20 Programs
- #794 - Bloodwys Playable Demo (Color)
- #795 - B/Stat - Statistics and Graphics
- #798 - The Pilot Flight Game (Color Only)
- #799 - PrintMaster Plus Utilities
- #801 - Mail/Envelope Labeling Programs
- #803 - Desk Manager V2.5, Quick Menu #810 - Screen Savers, Mouse Accelerator
- #807 - Juck ST V4, Turbo ST Demo
- #810 - Sheet V2.5 - S/W Spreadsheet
- #812 - Opus 2 Spreadsheet (1 Meg/DBL)
- #813 - 2 FL 2-8 Applications Prgs
- #815 - Compact Disk Database V11(Color)
- #818 - 2 Video Tape Databases
- #819 - Populus/Bloodwys Hints, Maps
- #819 - Star Trk written with STOS (Color)
- #821 - Diamond Backup/Gogo ST Demos
- #823 - 6 Virus Deflection Programs
- #824/825 - ABC/LZH Utilities
- #825 - IMC Utilities
- #828 - ST Xformer V2.5 - 8 Bit Emulator
- #820 - Vantem V3.8 - Shareware Terminal
- #835 - Adventure Game Toolkit (DS) Shareware Adventure Game Creator for Color and Monochrome
- #872 - ST Term V3.5
- #888 - Atari ST Subjects (Book) Programs
- #899 - Chaos Strikes Back Hints & Maps
- #900 - ST Writer V3.4 w/Spell V2.8

Games

- Battle Chess \$29.95
- Battletech \$32.95
- Blood Money \$26.95
- Bloodwys \$29.95
- Clue \$26.95
- Double Dragon II \$27.95
- Dungeon Master \$22.95
- Chaos Strikes Back \$29.95
- Falcon \$29.95
- Falcon Mission Disk \$19.95
- Hillsfar \$34.95
- Monopoly \$26.95
- Omega \$32.95
- Paperboy \$25.95
- Populus \$31.95
- Populus: The Promised Lands (Requires Populus) \$32.95
- Red Storm Rising \$19.95
- Risk \$26.95
- Space Ace \$38.95
- Their Finest Hour \$42.95
- TV Sports Football \$29.95
- Tax Advantage 89/90 \$34.95

- 3 1/2" Pin Feed \$4.50
- Disk Labels (100) \$9.95
- Megatouch Springs \$19.95
- Functionz \$25.95
- Mouse Master \$30.95
- Monitor Master \$49.95
- Atari Mouse \$89.95
- Cordless Mouse \$114.95
- Supra 2400 Modem \$114.95 (Cable for ST \$10.00)
- Atari SF314 Drive \$159.95
- Future GTS-100 Drive \$189.95
- IB 5 1/4" Drive \$199.95
- Spectre GCR \$219.95
- Mac 128K ROMs \$129.95
- PC Ditto II \$239.95

ST Xformer Cable

Use with ST Xformer The 800/XL/XE Emulator to run 8 Bit programs on your ST! Use 5 1/4" or 3 1/2" disks! Loads & Saves protected disks!

\$19.95

Receive the latest version of ST Xformer **FREE** w/purchase of cable when you mention this ad.

Xformer Manual \$9.95

Super Disk Labeling Special
200 Pin Feed Labels
More than 10 Labeling Prgs (2 Disks)
\$12.95

Xebec

Sail away in this new interactive boardgame. Xebec is a mix of several popular games: Parachute, Backgammon and Chutes and Ladders, mixed in with a little warped humor to make a truly unique game. Xebec is a game for up to four players, and can also be played solo, against the computer.

The year is 820. Four great powers rule the Mediterranean. A secret cache of treasure lies buried on a small island and all four players have the map. Now it's time for the three G's: Guts, Greed and Glory. Capture the treasure, fend off your enemies and run for home. The game is simple, but the fabed sea, Orcs, Orco's, lies in wait and the Maestron, a giant whirpool, has taken many ships and crew to their doom.

Featuring animated graphics, fully digitized sound effects. Requires only 512K and a Color Monitor. 1 Meg RAM is required to take advantage of digitized sounds. Not Copy Protected.

\$19.95



Atari ST Book II:

Intermediate and Advanced Atari ST Subjects

No Knowledge of Programming is Required


DupliTrix Blitz

The Best and Fastest Disk Duplicator for the ST. Backs up a complete floppy disk faster than the ST can format a disk. More powerful than "software only" packages, includes Blitz Software and Dual Drive Cable. Requires 2 Disk Drives.

\$34.95

Running IBM Software, Disk Structure, File Recovery, Connecting a 5 1/4" Disk Drive, Assembling your own Hard Drive, Sector & File Editing, Binary/Hex/Decimal Codes, ASCII File Problems, Escape Codes and much more!

\$16.95



Call for our **FREE 48 Page Catalog!**

Introductory Offer - Above Disks ust **\$2.99 Each**

Music Studio Package

Over 300 Songs on 7 Disks

Also includes:

- 4 player programs to play songs through your ST Monitor or a MIDI keyboard
- Deluxe Piano - Turns your ST's keyboard into a Piano

\$16.95

Bible on Disk

King James version

A Search program is included

- Single Sided Package (7 Disks) \$34.95
- Double Sided Package (8 Disks) \$24.95




Before you order Public Domain Software from anywhere else, ask yourself the following questions:

- Do they offer **FAST** and **RELIABLE** service?
- Do they offer a **FREE** Catalog and **FREE** Catalog Updates?
- Do they have an 800 Number for placing orders and requesting catalogs?
- Do they have a Customer Service Line for answering questions and helping with software decisions?
- Do they have a prize at all?
- Can you use your credit card?
- Can you place an order and receive your disks in 2-3 days?



Packed with reviews of the best Public Domain and Shareware Programs for the Atari ST.


\$16.95



The **Atari ST Book**

of Tips, Instructions, Secrets and Hints for the 520, 1040 and Mega ST begins where the Atari Owner's Manual left off, providing step by step instructions that helps both beginning and experienced users to get the most out of their ST.

\$16.95



Write to: BRE Software, Dept. SRT, 352 W. Bedford Ave, Suite 1004, Fresno, CA 93711

VISA No Credit Card Surcharge. Visa/MC/Discover \$16.00 min. COD Orders Welcome. Phone Orders \$20.00 min. Shipping: P.D. Disks \$3.00 Ground, \$5.00 2nd Day Air, Canada \$3.50 Air Mail, Software Ground \$3.50 min, 2nd Day Air \$6.00 min. Canada \$6.00 min. Hardware/Accessories Ground \$4.00 min. COD Add \$4.50 (48 States Only). Hawaii/Alaska/Puerto Rico UPS 2nd Day Air Only. California residents add 6.75% sales tax. Please allow 2 weeks for personal checks to clear. RMA # required for returns, please call our customer service number. Software items replaced with same title only. FAX (209) 432-2599

MasterCard

Script



Performance
Word Processing

Megamax

The Write Choice for Your Left Brain

Who else gives you fast word processing, support for multiple fonts, graphics importation, spell checking and a cornucopia of need'em-when-you-see'em features? Like time, date, and page number variables. Cropping and resizing of graphics. ASCII text import and export and a graphical ruler.

Use up to 250 fonts/sizes in a single document. Script quickly handles headers, footers, and footnotes. Make any text bold, italic, underlined, superscript, or subscript. All on-screen while you edit.

And when we say Script is fast, we mean it! Script outperforms GDS based word processors hands-down. Also, Script prints at the highest possible resolution on 9-pin, 24-pin, InkJet, HP and Atari Laser printers.

Then Draw Your Own Conclusions

Sketch is a complete high resolution painting program with a 3D modeler. Create letterheads, logos, illustrations, and a whole lot more! Use the 3D modeler to design an object, then use the paint tools for shading and touch up — no other paint program gives you this. Edit up to 14 screens at a time. Import and export Degas, STad, and scanned images. Tools include line, rectangle, oval, spline, freehand, flood fill, editable brush, patterns, fonts and many more — all faster than a scared neutrino.

Megamax APPLICATION SYSTEMS
1200 E. COLLINS, #214 RICHARDSON, TX 75081

Mark Blackmon
Regional Manager

Sketch



HIGH-RESOLUTION
PAINTING with 3D Modeler

Megamax

Script requires 1Mb and a high resolution monitor.
Sketch requires a high resolution monitor. For more information, or the name of a dealer near you, call Megamax at (214) 699-7400.

Script and Sketch © 1989 by Application Systems Heidelberg. All rights reserved. Imported exclusively by Megamax/ASD.

10

WORD
PROCESSORS
COMPARED

BY
DAN
FRUCHEY

GETTING YOUR WORDS WORTH

UPGRADES AVAILABLE
SPELL CHECKER
GEM BASED
EASE OF USE
MULTIPLE FONTS
DICTIONARY
PRINTER SUPPORT
THESAURUS
WYSIWYG
SPEED



A word processor is one of the most basic and worthwhile pieces of software any computer user can own. In fact, your first software purchase will probably be a word processor.

Letters to Aunt Annette, reports for Professor Alderman, manuals for employees, summaries for the boss, newsletters, flyers and brochures all require a word processor. And a program

that manipulates text is necessary for generating the source code that is compiled to create any computer program. Word processors can save you time and increase your productivity.

But while the decision to purchase a word processor is easy, choosing a program that will meet your current and future needs can be extremely difficult. Obvious factors like price, system requirements and ease of use all affect your final decision. But what about the not-so-obvious factors such as footnoting, spell checking, font capabilities and file portability? What happens when you run into a program limitation? Is there an upgrade available or a technical support staff to discuss your problems?

In this article we'll compare and contrast the different types of word processors, examine some of the important aspects you should consider in choosing a word processor and then highlight some of the latest programs available. Unfortunately, you won't find a single product that "does it all" though some of the products listed here come close.

Choices, Choices

Generically, the term *word processor* refers to any program that creates and edits text. Specifically, it refers to any of three different types of programs: *text editors*, *text processors* and *document processors*. Each product has been developed for a select group of users and, although many of the programs are designed for overlapping markets, you may find yourself needing all three types of software at different times.

Text Editors

Text editors are the favorites of programmers and those who need to create short documents on an occasional basis. These programs consume very little RAM, are inexpensive, easy to learn and, because the programs are stripped to their bare essentials, are extremely fast. Text editors don't use most of the standard layout options used in word and document processors. You won't find pagination, multiple font styles, footnoting, spell checking or a thesaurus.


The absence of these options is deliberate. In fact, those who use text editors don't want the headaches of dealing with these extras because they tend to slow down screen activity and consume RAM that could be used for extra lines of source code or a shell program. That's not to say that you can't add headers and footers to a document or center text, but these must be created manually and, unless you're a little masochistic, you're better off with a text processor.

All of the essentials, including cut and paste, search and replace, macros and word wrap, are available but there is little provided beyond these basics. Don't look for sophistication in a Text Editor; the key to their appeal is speed and ease of use.

Text Processors

The term *text processor* refers to an advanced text layout program. It combines all the features of a text editor with advanced options such as automatic hyphenation, text justification, variable spacing, multiple fonts and styles and much more.

You might want to think of a text processor as an intelligent typewriter. It keeps track of basic operations so you don't have to. A text processor controls tabs, spacing and margins so all pages maintain a uniform appearance. Documents are automatically numbered and titled, footnotes are placed correctly without effort and minor changes can be made without ▶



retyping an entire page.

Text processors keep track of the number of words you have typed, check you're spelling, merge and insert information from mailing lists and effortlessly print multiple copies of a document.

Document Processors

The latest addition to the word-processing market is the document processor. This type of program combines many aspects of desktop publishing, databases and spreadsheets with familiar word-processing options.

The premise behind the document processor is quite sound. Many users have only an occasional need to produce documents that use graphics, mathematical formulas or database information. A document processor lets you combine some or all of these needs without switching programs or employing software that will only be used on an occasional basis.

While this solves a problem it also creates others. With one exception, the current batch of document processors are unable to use spell checkers, they lack a thesaurus and screen redraws are relatively slow.

On the positive side, document processors will merge graphics from many sources, use variable measurements, grids and line spacing, possess multiple fonts, design master pages, create simple databases and perform mathematical computations.

Factors To Consider

Before you buy a word processor there are many factors to consider. The following lists some of the less obvious ones that may affect your decision.

Fonts

Does the program use GDOS fonts or those built into your printer? Programs that use GDOS fonts for printing tend to take much longer to produce a page. On a dot-matrix printer, the print head must make a double pass, slowing document

production dramatically. The output from a GDOS program is cleaner, more versatile and easier to read but speed could make a critical difference in program selection. Depending on the printer, some GDOS programs can't print unless you reduce the number of fonts available or add more RAM.

Footnotes/Endnotes

A footnote is a comment or reference placed at the end of a page. An endnote is a comment or reference that is explained at the end of a document. The existence of a footnote or endnote is indicated by a letter, symbol or number typed in superscript just to the right of the text it references. The same symbol is used again at the site of the comment. Footnotes and endnotes are inserted automatically into the body text and pagination is re-organized automatically so comments will fit in the appropriate places.

A simple claim that these options are included in a program isn't enough. Find out whether the footnotes/endnotes can be edited, moved, linked or defined with a separate font. Most users don't even need this option but if you require footnotes or endnotes make sure of what you are getting. Each software company has a slightly different understanding of what these options should do.

Memory Requirements

Most word-processor publishers state that only 512K of RAM is required to run the program — it's a smart business move to design programs that will work on all Atari systems. But don't be misled; not every program can live up to the claims made on the packaging. Although most programs will work with 512K systems, you may not be able to access some of the options that swayed you into purchasing the software. Once the program is loaded, try running the spell checker and thesaurus, place all the font styles and sizes on the

screen at one time and load a large document into memory. Now print a page. Still running? Congratulations, you've got a winner.

Portability

There will never be a piece of hardware or software that will last for all time. Eventually, you'll upgrade to a faster and more flexible system or another word processor. If you're moving to another Atari computer, such as the 68030-based TT, there's no problem; programs and files are completely compatible if they're written using the Atari standards. If you're switching to another word processor, find out if file formats are compatible or if there is a conversion program available. The following chart is provided to help you make software changes:

Program:	Converts Files From:
1st Word Plus	1st Word, Word Writer (file formats compatible)
Protext	1st Word
Word Writer	1st Word, 1st Word Plus (file formats compatible)
WordPerfect	ST Writer, 1st Word, Word Writer
ST Writer Elite	WordPerfect, 1st Word, 1st Word Plus, Word Writer

Of course, any word processor will import and export ASCII text files. (ASCII stands for American Standard Code for Information Interchange. It is a standard code adopted to facilitate the interchange of data among various types of data processing and data communications software.) If you find this method adequate then you can interchange files among any of the word processors available.

Spell Checking

If you create documents that will be read by anyone but close friends and relatives, a spell checker is an essential part of your software collection. Minor spelling mistakes become glaring errors that reflect

HOW THEY STACK UP

Name	Company	System Requirements	RAM Req.	Footnotes / Enclaves	Spell Checker	Thesaurus	Graphics	Graphic Types	Fonts	# Editing Windows	Manual	Uses GEM	User Configurable	Price
Edit ST	Robust Software	Any ST/Mega	512K	N	N	N	N	n/a	System	1	Fair	Y	Y	\$59.95
Tempus II	MichTron, Inc.	Any ST/Mega	512K	N	N	N	N	n/a	System	4	Good	Y	Y	\$79.95
ST Writer Elite	Atari Corp.	Any ST/Mega	512K	N	N	N	N	n/a	System	1	Fair	Partial	N	Free (P.D.)
Protext	MichTron, Inc.	Any ST/Mega	512K	N	Y	N	N	n/a	System	2	Fair	Mouse Only	Y	\$199.95
Word Writer	Timeworks, Inc.	Any ST/Mega	512K *	N	Y	Y	N	n/a	System	4	Good	Y	N	\$79.95
WordPerfect	WordPerfect Corp.	Any ST/Mega	512K	Y	Y	Y	N	n/a	System	4	Excellent	Y	Y	\$250
Microsoft Write	Atari Corp./Microsoft	Any ST/Mega	512K	Y	N	N	N	n/a	GDOS †	4	Fair	Y	N	Call
1st Word Plus	GST Holdings Ltd.	Any ST/Mega	512K	Y	Y	N	Y	.IMG	System	4	Good	Y	N	\$99.95
Word Up	Neocent, Inc.	Any ST/Mega	512K	Y	N	N	Y	.NEO, Degas, .IMG, .GEM	GDOS †	4	Good	Y	Y	\$79.95
Wordflair	Blue Chip Int'l, Inc.	Any ST/Mega ‡	1 Mb	N	N	N	Y	.IMG, .GEM	GDOS †	1	Excellent	Y	N	\$99.95

* Dictionary not usable with 512K
 † (Typewriter, Swiss, Dutch)
 ‡ Monochrome monitor and hard disk recommended by manufacturer

upon your abilities. If the first impression you make is based on a document full of misspelled words your chances of being taken seriously are diminished.

Currently, there are six dictionaries available for the ST. They vary in size from 36,000 to 115,000 words. If you are simply creating personal correspondence, one of the smaller dictionaries is fine. If you are producing professional documents, the smaller dictionaries are severely limited, they slow the correction process and increase the possibility of mistakes.

The most versatile dictionaries check words phonetically; they suggest possible variations on misspelled words, include the plural forms of words along with their various suffixes and recognize compound words and word contractions. All dictionaries allow the addition of specialized words in user-defined supplemental dictionaries. Make sure the program you purchase uses a dictionary designed for your country. Many common English

words are spelled quite differently in Canada, Great Britain and the United States. Is it cheque or check? Colour or color? If a foreign dictionary is used by a child, some of the variations could cause problems.

Of course, you shouldn't disregard a word processor simply because it lacks a spell checker or employs a limited one. You can also purchase a stand-alone spell checker such as Thunder! from Electronic Arts.

Thesaurus

Sometimes it's difficult to find words that will let us communicate effectively. We know what we mean to say, but wind up expressing ourselves ambiguously. That frustrating feeling of having a word "on the tip of your tongue" is common to all, but very few of us do anything to remedy it.

A thesaurus is a utility that suggests possible synonyms (words with similar meanings) that can help you master this shortcoming. It helps to increase your vocabulary and supplies words that can enliven passages of text.

Currently there are only two programs that provide a thesaurus: WordPerfect and Word Writer. If your program lacks a thesaurus don't fret, you can also purchase an accessory version of the Word Writer thesaurus separately in Timeworks' software package Partner ST.

User Support/Upgrades

No word processor is ever truly complete. There is always a bug fix, upgrade request or potential problem that needs to be dealt with. Do the publishers of your word processor support their product? Has the company been around awhile and established a good reputation? Check the READ_ME.DOC file on the disk, when was the latest version released? If a company hasn't released any upgrades for several years be cautious about purchasing their product, you may wind up as an orphan.

WYSIWYG

WYSIWYG (pronounced wizzewig) is an acronym that stands for "What You See Is What You Get." Most ST ▶

word processors provide an accurate screen representation of what your document will look like. Bold text is actually bold, centered text is actually centered, pictures and fonts approximate their final appearance on paper. WYSIWYG programs save time, paper and avert frustration. For beginners and advanced users alike, WYSIWYG word processors make learning and using a program easier and more enjoyable.

Some ST users, particularly converts from the IBM world, are strangely reluctant to use WYSIWYG word processors. Take heart refugees from Big Blue: there are non-GEM programs that allow the input of control symbols instead. With these programs you can invoke a preview mode that allows viewing of the document in a pseudo WYSIWYG environment. However, editing cannot be performed in this mode, the document can only be viewed.

The Programs

Finally, we arrive at the actual programs. These are not reviews, simply summaries of product capabilities and notes on significant aspects of each product's high points. A chart is also included here to compare the salient basic features of each product.

Although it is impossible to precisely classify many of the programs, I have attempted to list them according to their approximate categories. Products that are clearly text editors, such as Edit ST, are listed first, followed by programs that combine aspects of a text editor and a text processor, such as ST Writer Elite. Products that are clearly document processors, such as Wordflair, are preceded by programs that combine aspects of text and document processors, such as 1st Word Plus. These are rough classifications. The divisions do not imply personal product preferences or make a statement as to which products are the best. Every product presented

here meets a niche in the Atari word-processing community; it remains to be seen if they will meet the needs for which they were designed.

Some of the programs mentioned here are entirely new or significantly upgraded. Look for complete reviews in upcoming issues.



Edit ST (Robust Software Inventions)

Fast, easy to use and self explanatory, Edit ST is a text editor that is a joy to use. The program requires only 85K of RAM and was clearly developed by a programmer with programmers in mind. The disk includes a calculator accessory and an ASCII/decimal/hexadecimal conversion code accessory. The manual is clearly written and appears to have been designed and published using an Atari computer.




Tempus II (MichTron)

Tempus II is a slick text editor that provides almost any option a programmer could ever ask for. Includes

a built-in RPN calculator, character-conversion tables, a unique file-selector box with masking template for locating source codes and much more. It uses its own unique Desktop that includes GEM-like icons such as a trash can, clipboard and disk drives.

I can only recommend Tempus II for programmers; it's too specific for those who only need to edit text on a casual basis. It will take sometime to become acquainted to the many modes available in this text editor, but learning time is much shorter than that required with a text processor.



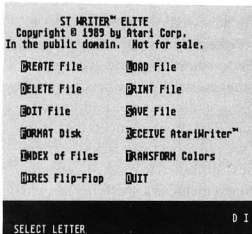
WordPerfect (WordPerfect)

One of the most powerful text processors available on any system has made its way to the Atari market. While it's a little option heavy for many home users, it will certainly grow with your needs.

Learning to use the functions completely requires more time than most other products because of the many options available. The program is highly configurable and, once you have defined base page layouts and your own macros, much of the page creation process is automated.

Product support is excellent with regular upgrades and unlimited phone support from knowledgeable representatives. The program runs almost identically to its siblings on other systems. Atari owners who have used the program on PCs will have no problem running WordPerfect almost immediately.

WordPerfect includes a thesaurus and a spell checker with a 115,000-word dictionary.



ST Writer Elite (Atari Corp.)



Dr. Bruce Noonan brings us the latest update to a classic public-domain favorite. ST Writer Elite is fast and versatile. It's a full text processor yet it works with the lightning speed of a text editor. For those non-WYSIWYG users mentioned earlier, this program is an excellent option. It lets you switch from a GEM-like environment to a mode that allows keyboard commands alone.

One of the best parts about ST Writer Elite is that it's free! (Editor's Note: *This issue's START disk includes the latest update of ST Writer Elite. Check the supporting article elsewhere in this issue for more information.*)

Microsoft Write (Atari Corp./Microsoft)

Microsoft Write is easy to use and has incredible potential but Atari has failed to provide adequate support, upgrades or bug fixes. Microsoft has disowned the product for reasons known only to Atari and themselves. Promises of a spell checker and other additions have failed to materialize, making Microsoft Write a software pariah.

If you require multiple fonts in a variety of sizes, Microsoft Write does an excellent job. Resumes and reports look great and includes a variety of powerful layout options. Microsoft Write will print using GDOS fonts, your printer's internal character set or metafiles which can be imported for use by programs such as Timeworks Publisher and Easy Draw.



1st Word Plus (GST)

The big brother of 1st Word, this document processor is a welcome relief to users who are still using the original program released in the early days of the ST. All files from the original program are completely compatible but 1st Word Plus adds enough options to make it infinitely more valuable than its predecessor. The program can import pictures and works with the fonts included with your printer.

A powerful mail-merge program and picture conversion utilities are included with 1st Word Plus along with an intelligent spell checker that uses a 40,000-word dictionary. At this time, 1st Word Plus is the only program that incorporates graphics and still allows access to a spell checker. ▶

Whether you're designing the latest high tech automation equipment or a shed for the back yard, do it quickly and easily with

BETA-CAD

Fast, direct access to over 120 powerful commands such as: Auto Dimensioning, Auto Intersect, Stretch, Duplicate, Rotate, Mirror, Fillet, Offset, Measure, Splines, Beta math, Beta storage, Add Angle, Add shrinkage, and Alter Lines, all at a **SPECIAL DISCOUNT PRICE!**

Call (Orders Only)

1-800-326-9124

Visa & MasterCard accepted

BETA-CAD

"IT ALMOST READS YOUR MIND!"

Now for the 520, 1040, and MEGA ST!


31 MILLARD RD NORTH ATTLEBORO MA 02760

\$99.⁰⁰

Reg. Price \$159.⁹⁵

For info call
(508) 695-9175

When it comes to ST word processors, there's something for everyone.




Word Writer (Timeworks)

At the time of this writing, Word Writer is the most popular text processor available for the ST. Small wonder: it's well rounded, easy to use and logically organized. The program takes advantage of almost every standard word-processing function the average user requires.

Word Writer includes a document outline, thesaurus and spell checker with a 90,000-word dictionary. The dictionary is not very intelligent, slowing the correction process, but it is adequate for most uses. The only major addition that can be made to this program is a footnoting function.

Timeworks has not released an upgrade in two years but they provide ongoing user support by phone.




Protect (MichTron)

Michtron's latest addition to the word-processor market incorporates features of a text editor and text processor with a command-line interpreter. Protect is powerful and inclusive but at times a little overwhelming. The number and types of commands that can be input are great but text processing is slow and sometimes awkward with the format presented. Protect does not use GEM drop-down menus or windows — commands must be typed in manual-

ly or accessed via keyboard macros.

Protect is not for those who are new to computing; however, programmers will find the product enjoyable as it fills their needs in several areas. The program meets the claims of the publisher but it lacks the friendliness attributed to most ST programs. Protect includes a spell checker with a 36,000-word dictionary.



Word Up 2.0 (Neoccept)

The latest version of Word Up lets you use fonts in sizes from 250 points and it can now import .GEM metafiles. This document processor combines text, graphics and multiple GDOS fonts to produce outstanding

ST/ime \$59.95

LITHIUM 10YR. BATTERY BACKED-UP CLOCK/CALENDAR MODULE THAT FITS IN ALL STs. INSTALL IT UNDER A TOS ROM CHIP AND ALL YOUR FILES WILL BE TIME & DATE STAMPED WITH CORRECT DATE & TIME. COMES WITH DIGITAL CORNER CLOCK DISPLAY.




ST/ime ↑

NEW PRODUCT ANNOUNCEMENTS

Z-RAM/Mega2-to-4 \$149.95
SOLDERLESS MEGA 2 RAM UPGRADE TO 4 MEGABYTES! NO TRACE CUTTING INVOLVED.

Z-RAM/2.5MEG \$129.95
ULTRA LOW-PROFILE SOLDERLESS 520ST/520STFM/1040 2.5 MEG RAM UPGRADE. FITS UNDER ALL RF-SHIELDS, INCLUDING OLDER STYLE 520ST(EXTERNAL POWER SUPPLY)



IMPROVED MMU PINGRID BOARD

Z-RAM /4MEG \$149.95
2MEG \$349.95
4MEG \$599.95

\$35.00 INSTALLATION SERVICE. SHIP US YOUR ST AND IN 72 HOURS GET A MEGA BACK. CALL FOR INFORMATION AND CURRENT PRICES.

Z-RAM 3-D/4MEG

520/520STFM/1040 2.5 TO 4 MEGABYTE SOLDERLESS MEMORY UPGRADE KIT


INNOVATIVE 3-D DOUBLE-DECKER BOARDS FIT ENTIRELY INTO THE VIDEO SHIFTER BOX OF ST. USES 1MEGABIT RAM. RELIABLE GROUND AND DATA CONNECTIONS MAKE THIS THE MEMORY UPGRADE FOR THE ST. DIAGNOSTICS AND RAM-DISK SOFTWARE INCLUDED.

ZUBAIR INTERFACES, INC.

5243B PARAMOUNT BLVD. LAKEWOOD, CA 90712
PHONE (213) 408-6715 FAX (213) 408-6748

documents. The program is logically arranged and uses a wide variety of layout commands that let you adjust almost any page component. Word Up will create endnotes but does not generate footnotes.

An upgrade is currently in the works that will include additional fonts, a spell checker, thesaurus and importation and exportation of files in 1st Word format. Shelby Moore, President of Neocept, has attempted to provide a program that equals or exceeds his competition on all levels. He and his staff are committed to ongoing support of their products and the ST.



Wordflair (Blue Chip International)

Blue Chip International has finally released Wordflair, a unique document processor that at one time was to be released under the Atari software label. Wordflair combines multiple GDOS fonts, math functions, a graph generator, database and graph-

ic importation with text processing. The program creates everything internally except image and metafile graphics which must be imported.

Wordflair is a welcome addition to the Atari market that could bring new popularity to an already outstanding machine. It's the closest thing I've seen yet to an all-in-one product. Wordflair is great for creating forms and form letters and will increase speed and flexibility in business settings. With Wordflair you can concentrate on creating a page, not the half a dozen additional programs you normally need to create a page that uses all of these page components.

One nice addition is that Wordflair includes a special edition of G-Plus, the lightning fast GDOS replacement from Codehead Software. It speeds up screen activity, redraws and loading. Nice touch Blue Chip!

Something for Everyone

With a list of products like this, there is something for everyone. All I can recommend is that you pick the product that works best for you. Visit your local dealer, try out copies of programs that might do the job and enjoy using your computer by purchasing a word processor tailored to your needs. ■

Dan Frucbey works as a paramedic in Santa Rosa, California and runs a small clip-art business on the side.

PRODUCTS MENTIONED

Edit ST. \$59.95. Robust Software Inventions, 383 N. Wilmat Road, #108B, Tucson, AZ 85711, 602/750-0921.

1st Word Plus. \$99.95. 1st Word Plus, P.O. Box 15008, Portland, Maine 04101, 207/874-0702

Microsoft Write. call for price. Atari Corp., 1196 Borregas Avenue, Sunnyvale, CA 94086, 408/745-2000.

Protext. \$199.95; **Tempus II.** \$79.95. MichTron, 576 S. Telegraph, Pontiac, MI 48053, 313/334-5700.

Wordflair. \$99.95. Blue Chip International, Inc., 501 Second Street, Suite 414, San Francisco, CA 94107, 415/243-9605.

WordPerfect. WordPerfect Corp., 288 W. Center Street, Orem, UT 84057, 801/227-4410.

WordUp version 2.0. \$79.95. Neocept, Inc., 547 Constitution Avenue, Unit A, Camarillo, CA 93010, 805/482-0313.

WordWriter. \$79.95. Timeworks, 444 Lake Cook Road, Deerfield, IL 60015, 312/948-9200.

Chicagoland's Largest Atari ST Dealer!

**Biggest Software
Selection, Including
Import Titles &
Magazines**

**Computers
Software
Service**


Software Plus

Wheeling
520-1717

Hanover Park
837-6900

Chicago
338-6100

Created using Calamus



Ralph Turner's new book, *Intermediate & Advanced Atari ST Subjects*, covers hard drive management & optimization, IBM emulators, disk structure and file recovery, connecting a 5 1/4-inch floppy drive, assembling a hard drive system from inexpensive components, SCSI ID numbers and LUN IDs, sector and file editing, binary, hexadecimal and decimal codes, ASCII file problems, escape codes, miscellaneous tips, and much more. His *Atari ST Book* covers RAM disks, the AUTO folder, Desktop tricks, Installing an Application, adjusting the Control Panel's Palette Settings, Public Domain Software, Copying, Printers, Desk Accessories, Telecommunications, the Item Selector, and much more. Neither book requires a knowledge of programming. \$16.95 each, plus \$2.00 shipping each (\$2.50 each to Canada). Check, Money Order, VISA or MasterCard. Index Legalis, Post Office Box 1822-49, Fairfield, IA 52556. Phone: (515) 472-2293

COMPLETE YOUR START LIBRARY

Get Your Back Issues Now

You'll want to have every issue handy for quick reference. The START library... it's there when you need it!



WINTER 86

Features: Jack Tramiel Interview, Buyer's Guide.
On Disk: Noise Doodling; Address Book; Auto Dialer; Label Printer; ST; Writer Secrets.
Reviewed: Mark Williams C.; Menu+.

SUMMER 87

On Disk: The sTronomer: Text Compression and Huffman Coding with Personal Pascal; Flicker Animation Program; MIDISAVE.
Reviewed: Word Writer ST; Data Manager ST; Swiftcalc ST; Five BASICs compared

SPECIAL ISSUE #2

Features: Drawing and Painting Programs Overview Desktop Video; How to Set Up Your own MIDI Studio; Rock 'n' Roll with Atari; Shopping List of Music Hardware.
On Disk: The Cartoonist; MIDI View; Ear Trainer.
Reviewed: Synth-Droid; Xsyn Patch Editors; Music Studio and Music Construction Set.



WINTER 87

Features: The Atari Mega 4; Zoomracks; The ST in Hollywood; How Not to Shop at a Computer Store.
On Disk: STARTKey; ST Writer Meets the Mouse.
Reviewed: Macintosh and PC Emulators; Dac-Easy and STAccounts; 1st Word Plus; Superbase Personal.

SPECIAL ISSUE #2

Features: Drawing and Painting Programs Overview; Desktop Video; How to Set Up Your own MIDI Studio; Rock 'n' Roll with Atari; Shopping List of Music Hardware.
On Disk: The Cartoonist; MIDI View; Ear Trainer.
Reviewed: Synth-Droid and Xsyn Patch Editors; Music Studio and Music Construction Set.

SPRING 88

Features: Earthquake; Upgrading Your ST; Dave Mason Interview.
On Disk: Home Budgeting; Exploring Prolog; 1987 Tax Template; Battle for the Throne.
Reviewed: Personal Finance Programs; Desk Accessories Compared.



SPECIAL ISSUE #3

Features: The ABCs of Desktop Publishing; The ST in Business; Business Graphics; Database Overview.
On Disk: CardStack Database; START Selector; Play the Market.
Reviewed: WordPerfect; F-15 Strike Eagle.

SUMMER 88

Features: Three Years with the ST; Mick Fleetwood Interview.
On Disk: Planning Traveler; Writing Your Own Help Files; Fractal Landscape Generator; Klondike Solitaire.
Reviewed: Microsoft Write.

SPECIAL ISSUE #4

Features: Games & Entertainment
On Disk: Naval Battle; World Discovery; Guitar Simulator; Byte Mechanic; ReSTART.
Reviewed: Dungeon Master; Chessbase; Four SonicFlight Patch Editors; Quantum Paint 1.2.

FOR ORDERS ONLY CALL TOLL-FREE

1-800-234-7001 7am-5pm PST

MasterCard & Visa Only

Or send your check to: START BACK ISSUES, 544 Second Street
San Francisco, CA 94107; California residents add 6½% sales tax.



JANUARY 89

Features: Editor's Choice.
On Disk: GFA BASIC 2.0; Spanish Mastery, STARTKey Revisited; Slither.
Reviewed: GFA BASIC 3.0; Creator and Notator.

FEBRUARY 89

Features: Thanks for all the Fish; ST: 1999.
On Disk: Dah-Ditter; Moon Calendar; Kamikaze Chess, Killer Chess; VCR Organizer.
Reviewed: Atari's Planetarium; Robtek's Skyplot; Mirage Sample Editor's.

MARCH 89

Features: Three Artists Who Use the ST; Software Rental.
On Disk: Seurat Draw and Paint Program; Assembled Saucers; ST Coloring Book.
Reviewed: Graphics and Animation Programs Compared; Digiagram's Big Band; Overview of Six CAD Programs.

APRIL 89

Features: Jimmy Hotz's MIDI Magic; Dr. T Interview; The New TOS ROM Error Codes.
On Disk: ST Writer Elite 3.0; Poker Solitaire; RAM Baby.
Reviewed: Utilities; R/C Aerocopter; MIDI Draw.

MAY 89

Features: CompuServe's Sports Forum; Atari Goes to College.
On Disk: Space Wars 2400; GFA Object; 1988 Tax Template; SIFT (START's Instant File Translator
Reviewed: Buyer's Guide to Telecommunications Programs; Calamus.

JUNE 89

Features: Do Anything Business Computer; Arcade Addition.
On Disk: GFA Vector, Match Quiz St; Screenwriting with WordPerfect; ST Pinochle; Exploring Spreadsheets; Traveling Mattes.
Reviewed: Juggler II; Switch/Back; Revolver; Graphics Tool from Migraph; MIDI Drummer.

JULY 89

Features: MIDI in the Future T ense; Making MIDI Affordable
On Disk: Babel; GFA Object; The ST Therenim; START Arcade
Reviewed: Sound Digitizers; EZ-Score Plus; Pagestream; Turbo ST1.4; Hi Soft BASIC and Hi Soft BASIC Professional.

AUGUST 89

Features: Secrets of a Good User Interface; Tools of the Trade
On Disk: POGO; File Search; Splines on Splines; Stumbling Blocks
Reviewed: Ultrascript; DevpacST; dRMAN V; After-Market Floppy Disk Drivers; MIDI Magic

SEPTEMBER 89

Features: Sam Tramiel Interview; Computer Game Violence
On Disk: Avecta I: Ehora; The Seven Skulls; Newsfeed; Slither Screen Editor; Cinko
Reviewed: Eight Games; Fleet Street Publisher 3.0; STAC, STOS and TaleSpin; NewScore

OCTOBER 89

Features: STACY and Portfolio Preview
On Disk: CAD-3D-to-DynacADD Converter; Schedule Maker; ST Softguide; WordPerfect Macros; Boingo
Reviewed: DynacADD 1.56; Hotwire, NeoDesk 2.0 and VDOS ProQueue; Entry-Level Sequencers; Computer Guide to the Solar System

NOVEMBER 89

Features: The Transputer Connection; Atari and Perihelion; Donny Osmond Interview; The START Disk's New Look
On Disk: RezRender; JULIA; Final Approach Controller

START LIBRARY ORDER FORM

ISSUE	MAG. W/DISK	MAG. ONLY	DISK ONLY
_____	<input type="checkbox"/>	<input type="checkbox"/>	<input type="checkbox"/>
_____	<input type="checkbox"/>	<input type="checkbox"/>	<input type="checkbox"/>
_____	<input type="checkbox"/>	<input type="checkbox"/>	<input type="checkbox"/>
_____	<input type="checkbox"/>	<input type="checkbox"/>	<input type="checkbox"/>
_____	<input type="checkbox"/>	<input type="checkbox"/>	<input type="checkbox"/>
_____	<input type="checkbox"/>	<input type="checkbox"/>	<input type="checkbox"/>
QTY: _____	_____	_____	_____
X \$14.95	X \$4.00	X \$10.95	
\$ _____	\$ _____	\$ _____	

Quantities are limited and we cannot guarantee that all back issues are available. Shipping/handling charge is 30¢ per item whether you order the magazine with disk, the magazine only or the disk only. There is a flat fee of \$5.00 for orders of ten or more. Send to:

START BACK ISSUES,
544 Second Street,
San Francisco, CA 94107

= dollar amt. ordered \$ _____
shipping/handling _____
Foreign (add \$1 per item) _____
Calif. res. add 6.5% sales tax _____
Total amount (U.S. funds) \$ _____

Payment Enclosed Check Visa Mastercard

Name _____

Address _____

City _____

State _____

Zip _____

ST WRITER ELITE

The perennial champion of Atari's public-domain word processor presents a farewell offering and claims to retire, but we're not sure we believe him. ST Writer Elite runs in all three resolutions.

BY BRUCE D. NOONAN, M.D.

WORD PROCESSING
WORD PROCESSING
WORD PROCESSING
WORD PROCESSING
WORD PROCESSING
WORD PROCESSING
WORD PROCESSING

Updates for all three languages of ST Writer! Files STW.ARC, STW_SPAN.ARC, STW_GERM.ARC and STW_MAN.ARC are on Side 2 of your START Disk.

I really didn't want to do it. I felt ST Writer was as good as it could get. Then I received a letter on GEnie from Jim Briant of Richland, Wash., asking me to make some changes. His suggestions were good and I soon found my wife giving me those looks that means she's feeling ignored or wants me to change my 2 year old's diaper.

I then began to look critically at ST Writer and noticed a few annoyances. Since I was on a roll and my wife was already mad at me, I decided to really go for it and fix it up one last time. The result is ST Writer Elite version 3.6.

ST Writer Elite Version 3.6: Changes Since Version 3.0

- There is no longer a separate resource file.
- The Global Search and Replace is now roughly 60 times faster.
- The free memory byte counter can now accommodate values up to 95MB. This makes it compatible with the TT, which can handle more than 25MB.
- In non-GEM mode, in many instances the [Enter] key acts the same as the [Return] key.
- Placing the cursor with the mouse now updates the line/column numbers immediately, as opposed to

VERSION 3.6



The Final Revision to this Popular Word Processor (Maybe)

updating them on the next key stroke.

- An info status line has been added at the top of the GEM menu screen which keeps track of the name and path of the current file in memory.
- When you save a file under the name of one that exists, you are warned, and the alert box tells you the name of the file that you are attempting to overwrite (nice, in case you click on the wrong file, or type in a name that you didn't know was already a file in the same directory).
- If you have TOS 1.4 in ROM, file-selector boxes now indicate the operation (e.g., did you select delete, load, save or what?).
- All disk i.o. has been updated and thoroughly debugged.
- [Control]-[A], [Control]-[Z], [Control]-[Right Arrow] and [Control]-[Left Arrow] now work in the command box.
- Search/Replace allows a null replacement (bug in versions 3.2 and 3.3).
- AtariWriter(tm) files can now be loaded from another folder (bug in 3.4).
- There's now an option to print only odd, or only even pages, which lets you print your document double-sided, like a book, by flipping the sheets.

Using ST Writer Elite

To use the latest version of ST Writer Elite, boot this month's START disk; the START menu program runs automatically. At the main screen, click on Prepare Disk, then select "ST Writer Elite version 3.6." The program will un-ARC directly onto the destination disk you specify. Before using this update, read the ASCII file READ_ME. It contains bug alerts and a list of changes in version 3.6. To run ST Writer, double-click on STWRITER.PRG at the Desktop. ST Writer runs in all resolutions.

I also updated the Spanish and German language versions. To run those, click on Prepare Disk at the main screen of the START menu program. Select "ST Writer Elite: Spanish" for the Spanish version; select "ST Writer Elite: German" for the German version. The program will un-ARC directly onto the destination disk you specify. To run the Spanish version, double-click on STW_SPAN.PRG; to run the German version, double-click on STW_GERM.PRG.

(Editor's Note: We also republished the ST Writer Elite manual on Side 2. It hasn't been edited to reflect the changes since version 3.0, but we felt it would be useful for those readers who are new to the ST community and receiving ST Writer Elite for the first time. To un-ARC the manual,

click on Prepare Disk at the main screen of the START menu program. Select "ST Writer Elite Manual;" the document will un-ARC directly onto the destination disk you specify. The manual, in file STWMAN.ASC, is in ASCII format. You can read it by double-clicking on TYPE.PRG and choosing STWMAN.ASC from the file selector box. TYPE.PRG is a display program written by Sterling K. Webb which first appeared in the March 1989 issue of START.)

The Last Hurrah

I really do not anticipate any more updates to ST Writer. I have my medical practice, my sporting goods company and my own software company, and I would like to think of ST Writer as finished. Nothing is ever perfect, but I can't keep beating the thing to death. So I hereby resolve not to mess with it anymore. Nope, nothing can change my mind. *Nothing. Period. That's my final word!* Of course, those new resolutions on the TT might be a challenge. Hmm, a word processor that works in all six resolutions... ■

Dr. Bruce D. Noonan's wife has resumed talking to him—for now. As always, if you find any bugs, let Dr. Noonan know. He can be reached on CompuServe [72407,504] and Genie [B.Noonan].

RIO

DATTEL

COMPUTERS

800-782-9110

*ORDERS ONLY MON-SAT 8AM-6PM (PACIFIC TIME)

AUTHORIZED ATARI SERVICE CENTER

COMPLETE LINE OF HARDWARE & SOFTWARE IN STOCK

CUST SERVICE
TECH SUPPORT

702-454-7700
TU-SA 10AM-6PM

FAX: 702-454-7700




GENISCAN ST

*Easy to handle Scanner featuring 4 1/8" scanning width & 400dpi resolution enables you to reproduce graphics & text on your computer screen *Optical Character Recognition Mode will capture text images from the page & save them in format ready for conversion to text file suitable for word processor *Package includes GS-4000 scanner, interface & Scan Edit software *Powerful partner to Desk Top Publishing *Printout for Epson compatibles *Unmatched range of edit/capture facilities simply not offered by other scanners at this unbeatable price *Adjustable switches for brightness & contrast *Cut & paste editing of images *Save images as IMG, Degas, Neo, etc - **ONLY \$299.95**

OCR SOFTWARE - Teach your Atari to read!

*Optical character recognition software converts scanned text to ascii *Uses converted text in your word processor *No more manual transcribing of text *Uses special scanning mode of the Geniscan ST *Learn manual lets you teach your computer any font - **ONLY \$89.95**

TRACKMASTER ST



*Trackmaster track display unit is a must for the disk hacker *Simply plugs into disk drive port of the ST *Displays track number, disk side and read/write status as the head moves along the disk *Two-digit LED display *Displays up to track 95 *Works on both internal and external drives (switchable) *Complete hardware solution - no software required - **ONLY \$59.95**

ACCESSORIES



AB Switchbox.....	24.95
ABCD Switchbox.....	39.95
Printer Cables, 6 ft.....	14.95
Modem Cables, 6 ft.....	14.95
Serial Cables, 6 ft.....	9.95
Parallel Cables, 6 ft.....	9.95
Gender Changer M/M,F/F.....	4.95
Null Modem Adaptor.....	4.95
RS232 Surge Protector.....	9.95
RS232 Wiring Box.....	14.95
Diskette Holder 3.5" 50 disk capacity.....	6.95
6 Outlet Surge Protector Wall Mount.....	9.95
Bulk 3.5" Disks, 50 Pack.....	39.50
Printer Ribbons, (Star/Panasonic).....	4.95
3.5" Head Cleaning Kit.....	4.95

EPROM BOARD

*Complete Eeprom Board & case *Accepts up to 4 X 27256 Eproms *Mapped into the cartridge area - **ONLY \$24.95**

SAMPLER STUDIO

*A complete sound sampling package *100% machine code for real-time functions *Saved files are compatible with other sampling systems *Sequencer for playback via keyboard or MIDI input - **ONLY \$99.95**

ADVANCED ART STUDIO

*All the facilities needed for computer artwork, sprites & game design in one powerful but simple to use system *Graphic tools for home & professional use *Animated sprite designer & world map creator *Icon driven toolbox with on-screen help *16 color to res mode operation - **ONLY \$29.95**

SKY PLOT

*Most advanced features of any astronomy prog *Covers 17,000 stars, planets & nebular objects *On line help *Zoom display thru 12 orders of magnitude *Eclipse star chart formats supported *3D views *Search command *Compute Eclipses, transits & conjunctions *supports med & hi res display *requires 1 meg mem - **ONLY \$49.95**


ST COPY DEEP SCAN BURST NIBBLER

Copy even highly protected programs in under 60 seconds!!

Copy MS DOS protected programs with equal ease !!

*Works with one drive or two *Copy between 5.25" and 3.5" drives *Multiple copy option allows many backups from one original *Copy 1 or 2 sides up to 85 tracks *Special format parameters for non standard formats *Unique "INFO ANALYSER" displays vital disc parameters including sector distribution, dispersion, interleave, etc *Easy to use icon driven program takes the mystery out of Disc backup - **ONLY \$39.95** Upgrades **ONLY \$12.00**

3.5" & 5.25" EXTERNAL DRIVES



3.5" *Slimline extra low profile unit *Top quality drive mechanism *Fully compatible - 1 meg uniform formatted capacity *Can be formatted to 85 tracks and 11 sectors - **ONLY \$159.95**


5.25" *Operate in 40 or 80 track mode *Rear panel switches to configure ALL combinations of computer model and track modes *Perfect for use with PC Ditto - **ONLY \$179.95**

1 MEG INTERNAL DRIVE UPGRADE



*Replace internal 500K drive with a full 1 Meg unit *Top quality drive unit - Easily fitted - Full instructions *Direct plug in replacement *No special skills or tools required *Minor modification to enclosure is required *When considering a drive replacement remember that quality is most important - **ONLY \$119.95**

REPLACEMENT MOUSE



*Twice the tracking speed of the Atari mouse!

*No more mouse doublers required *Softer more positive button clicking *More consistent double click *Extra long 6 foot connecting cord *highest quality mechanical parts for longer life and consistent positioning - **ONLY \$44.95**

ST SUPERTOOLKIT

*Whole disk Track & Sector Edit *Read up to 85 tracks and 255 sectors! *Super Hiflex display works with Mono monitor only *3 different editor modes-Drive, Disk or File *Direct select function for Bootsector, Directory sector *Fully Menu/icon driven *HEX / ASCII edit modes directly on the disk *Perfect for the disk hacker - **ONLY \$24.95**

ST TIMEKEEPER

*Simple plug-in battery-backed calendar clock cartridge *Fits into cartridge port *On-board clock chip *Lithium battery backed to last up to 5 years *Automatically adjusts for leap year etc *Complete with install disk and corner clock display *Exact time, date etc available on power up - **ONLY \$49.95**

PC DITTO II - \$249.95

PC DITTO II + 5.25" DRIVE - \$419.95

PC DITTO II + 5.25" DRIVE + DRIVE SWITCH - \$451.95

HARD DRIVES - MODEMS - SOFTWARE --- \$CALL

ALL THE LATEST EUROPEAN SOFTWARE

CALL FOR PRICE AND AVAILABILITY

AERCO MEMORY BOARD UPGRADES

ABSOLUTELY THE EASIEST INSTALLATION - UNPOPULATED BOARD - \$139.95

* 1/2 MEG RAM - \$80.00 * 2MEG RAM - \$240.00 * 4MEG RAM - \$480.00

COMPLETE LINE OF MIDI PRODUCTS

AUTHORIZED ATARI SERVICE CENTER

LET US REPAIR YOUR EQUIPMENT - 5 DAY REPAIR OR THE SHIPPING IS FREE - \$CALL

MANY OTHER ITEMS IN STOCK - IF YOU DON'T SEE WHAT YOU WANT CALL FOR LOW, LOW PRICES

RIO / DATTEL

3430 E. TROPICANA AVE. #67
LAS VEGAS, NV 89121

*Add \$4.00 shipping/handling in the continental U.S.: \$7.00 - PR, AK, HI, FPO, APO: \$10.00-Canada/Mex: C.O.D. orders add \$3.00 to above charges: SPECIFY COMPUTER MODEL WITH ORDER: VISA/MC/Checks/Money Orders/C.O.D. Accepted: Please call for return authorization number - returns subject to a 20% restocking fee: We reserve the right to substitute products of different appearance but equal quality and function for items pictured above: Prices subject to change without notice.

800-782-9110

702-454-7700
IN NEVADA

Get Clicking With Your Atari ST!

Subscribe to **START** magazine with disk

PROGRAMMING
UTILITIES
GAMES

Tutorials on **START** Disk brings the expertise of top ST programmers right into your computer.

Manage the power of your ST, and make your computing more enjoyable with utilities on **Start** disks.

Stimulate your imagination and your reflexes with games on **START** Disk! How-to tutorials show you how to write your own pulse-pounding games.

THE #1 ATARI ST MONTHLY
START[®]

For Faster Service Call

Toll-Free **1-800-234-7001**

Visa or MasterCard Only

YES! Sign me up for 12 issues of **START** magazine plus **DISK** for the low price of just \$79.95.

- Bill me
 I'm enclosing payment
 Check enclosed Visa MasterCard

Credit Card # _____ Exp. Date _____

Signature _____

Name _____

Street _____

City _____ State _____ Zip _____ A40

Please allow 6-8 weeks for delivery of first issue. California \$85.15. Canada 97.95. Foreign surface \$104.95. Foreign airmail \$158.35. Foreign subscribers (not including Canada) must sent full payment. Payment in U.S. funds only.

START SUBSCRIPTIONS, P.O. Box 3805, Escondido, CA 92025

DESKTOP PUBLISHERS

Just a few years ago, there was really no such thing as desktop publishing. If you wanted to create a document that consisted of more than typewritten lines of copy, you went through a long, often costly process. You would write the copy, draw or obtain the pictures to accompany it and then design a blueprint (a layout sheet) to indicate how the elements should look after they were combined.

To get a finished product, you would take all of your work to a print shop. There the copy could be reproduced in the type size and style you desired, the artwork could be cropped, resized and then reproduced in printable form, and both elements could be laid out according to your design. Then your document would be printed.

These steps were both costly and time-consuming. And since someone else was doing the work, your control over the finished product and ability to make last-minute changes were limited.

Desktop publishing has changed all that. Powerful computers such as the ST let anyone single-handedly produce all sorts of documents such as posters or newsletters in as little as 15 minutes. And unless you want your creation printed on special paper or in great quantities, you won't even need to visit a print shop.

What you *will* need is software designed for DTP. As of this writing, there are four such programs for the ST: Calamus Desktop Publishing from ISD Marketing, Desktop Publisher ST from Timeworks, Fleet Street Publisher from Michtron and PageStream from

Soft-Logik. (Editor's Note: *Actually, there are five DTP programs at this time: Atari's Desktop II rounds out the group. Though it wasn't released in time for this overview, it is available now. Watch for a review in a future issue of START.*)

In evaluating these programs, I can happily say that each one is

capable of producing quality documents on an ST/Mega linked to a good dot-matrix or laser printer. But the programs vary greatly in terms of operation and features. The purpose of this article is to examine each program individually, describing its functions and capabilities along with some strengths and weaknesses.

MichTron, one of the biggest software supporters of the ST, resurrected Fleet Street after the British company that exported the original version withdrew its support. Based on the performance of its version 2.1, MichTron made a wise move in reviving Fleet Street.

Fleet Street is a good capable performer whose assets include ease of

use, good documentation, versatile text-editing functions, a nice collection of clip art and excellent print quality.

But it also lacks some sophisticated features that prevent it from being labeled a state-of-the-art DTP program. It will not support text flow from one page to another, can only import .IMG picture files and ASCII text files (although it can convert

FOR THE ST

A START Overview

BY SCOTT WASSER

other word-processor text files to ASCII and three types of picture files to .IMG format) and it lacks the ability to wrap text around graphics.

By the time you read this, however, MichTron should have released Fleet Street Publisher version 3.0. According to MichTron's director of product support, George Miller, the new version will address those shortcomings and add some powerful new features.

Miller said the major revision will completely support multiple-page documents, feature fully automatic text runaround and directly import many different types of text and picture files. It will also justify text vertically and offer additional graphics drawing tools within the program.

Meanwhile, Fleet Street Publisher Version 2.1 will handle most basic DTP needs. Newcomers to DTP will especially appreciate the instruction manual. Its spiral-bound, 265 pages are well written, contain plenty of illustrated examples and are organized in a logical, easy-to-follow fashion.

For the most part, the program is straightforward and easy to learn. I particularly liked the use of selection boxes on the sub-menus. By pointing to an arrow and clicking on it with the mouse, you can scroll through and select from the entire range of options within a sub-menu.

Another Fleet Street Publisher characteristic I appreciate is its ability to manipulate text. The program has the capabilities of a pretty good word processor, including search-and-replace (but no spell checker). Blocks of text (as small as one letter and as large as an entire page) can be selected and then modified. You could, for example, have the first letter of a headline appear in a different font and size than the rest of

the headline. Fleet Street Publisher will automatically adjust the spacing of the headline for you.

I also like the idea that Fleet Street Publisher comes complete with a library of 150 .IMG picture files covering a wide range of subjects. This helps compensate for its somewhat limited picture-importing capabilities and makes it easier for novice users to take full advantage of the power of DTP.

And speaking of power, the most recent version of Fleet Street Publisher available at review time came

bundled with and configured to take advantage of a program called UltraScript from Imagen Corporation. UltraScript lets Fleet Street pages be printed in the high-quality PostScript file format.

Although Fleet Street Publisher requires 2MB of memory when used with UltraScript, its printouts were superb, even on a nine-pin dot-matrix printer. And don't worry if you don't have that much memory; Fleet Street Publisher will work with as little as 512K on a color or monochrome system.

DESKTOP PUBLISHER ST

Desktop Publisher ST provides a good compromise between power and ease-of-use. Its text wraparound capabilities, for example, are somewhat limited, but implementing them is simple: just select the option from the menu and change the measurements to suit your needs.

Anyone who has used any other Timeworks program on the ST knows that they are characterized by ease of use, flawless operation and enough power to handle

most tasks. The Timeworks Desktop Publisher ST fits right into that mold.

Desktop Publisher ST comes with 200 pictures and nine sample publications. You can use the pictures as ▶

they are or modify them for your own documents. And while it's highly unlikely you would ever use the sample publications intact, you can easily modify their text and basic designs to create your own publications.

Timeworks claims the novice user can be at that stage within 60 minutes, thanks to the "Quick-Start Mini-

cannot be manipulated (except with kerning and leading commands).

For all intents and purposes, it's also impossible to use different font styles or sizes within the same word or headline. You also can't use special effects such as text or graphics rotation, but Desktop Publisher ST does support automatic text run-around and multiple-page documents.

thanks to a wide range of printer drivers included in the program. The files themselves, however, cannot be saved in PostScript format. Print quality on my 9-pin Panasonic 1080i was quite good, although some of the GDOS fonts looked a bit jagged in certain sizes or styles.

The font sizes and styles at your command are limited by your printer type and computer memory. But Desktop Publisher ST will work very well on the most basic 520ST with color or monochrome monitor and single-sided disk drive.

A spokesperson for Timeworks said the company has no plans to offer a new version of Desktop Publisher ST.

Using Desktop Publisher ST is as easy as it sounds.

Manual" included in the documentation. That documentation is unquestionably the clearest, easiest to follow and most complete of all the DTP programs mentioned in this article.

As impressive as the Mini-Manual were the clear installation instructions (at the front of the manual, where they belong), the numerous appendixes and an extensive index.

Desktop Publisher ST's command structure is very logical and intuitive. Every operation is performed within one of four modes built around frame, text, paragraph (copy block) and graphics creation and manipulation.

Using Desktop Publisher ST is as easy as it sounds. Since every element on a page must be contained by a frame, however, it is not quite as flexible as PageStream. This becomes particularly evident in the manipulation of text.

Although line and letter spacing can be adjusted manually or automatically to some extent, it's sometimes difficult to place a word exactly where you want it. That's because Desktop Publisher ST text is confined to frames and only the frames can actually be moved. If you create a frame just for a single word or line, that's no problem. But if you tend to enter words in blocks, as I do, the individual words or lines within the blocks

It can also import many different types of ST text and graphics files. Simply click your mouse and the program will automatically import text (minus tabs and double line spacing) in ASCII or one of four popular ST word processor file formats (including Timeworks' own Word Writer ST) or art in one of five popular formats.

Simple artwork can actually be created and other artwork edited within Desktop Publisher ST, thanks

There's no question that Calamus is the most powerful of the four DTP programs evaluated for this article. Quite simply, it contains more features and will perform more functions than the others. In fact, it could very well be the most powerful DTP program available for *any* popular computer system, not just the ST.

The questions a would-be buyer needs to ask are "Do I need this

Calamus is the most powerful DTP program for the ST — or any machine for that matter.

to its graphics tools. You won't confuse this with a drawing program, however. The tools are somewhat limited and edited work cannot be saved as a picture file itself, but only as part of a Desktop Publisher Document or as a document itself (which limits its usefulness).

The documents created with Desktop Publisher ST can be printed on everything from a 9-pin dot matrix to a PostScript compatible laser printer,

much power?" and "Am I willing to invest the time and effort required to take full advantage of it?"

The minimum system requirements for Calamus, which comes on two double-sided disks, are a 1040ST and monochrome monitor. The recommended setup is a Mega 4 with hard drive and Atari SLM804 laser printer. I used it with a Mega 2, hard drive and 9-pin dot matrix printer and was completely satisfied with the results.

Just a few years ago, there was really no such thing as DTP.

Printouts were particularly impressive. Calamus uses its own page description language, which can reportedly spew out a laser printed one-page document in just 30 seconds. Printouts are naturally much slower on a dot-matrix printer, but the quality of the type and line

Clicking on some of the icons will reveal even more icons that serve as sub-menus. If you point to an icon, an information field to the right of the menu bar will tell you what that icon represents. But the scope of the whole thing still boggles the mind.

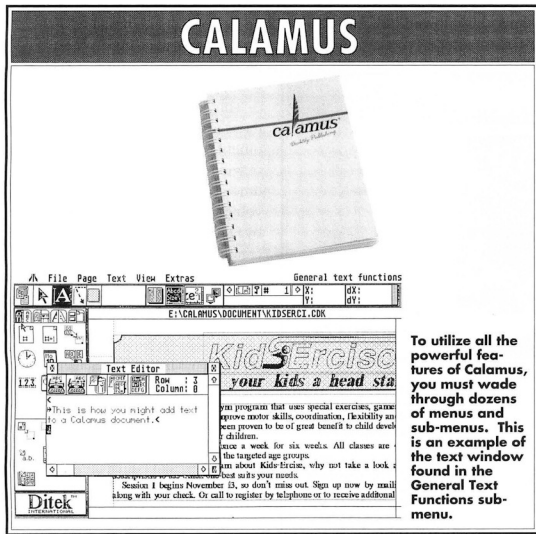
For that reason, I couldn't classify

makes it more difficult than it should be to learn Calamus. The reference manual begins with a very technical description of pixels and vectors as they relate to the program. This could easily scare the average user away forever. The space would have been better used for a tutorial or index, neither of which were included in the reference manual I received. ISD claims that both are contained in the latest manual and will be sent free of charge to registered users.

Those users will find plenty of great features in Calamus. I was particularly impressed with the extent to which it lets users define their own macro keys for frequent operations, its ability to rotate text and flow it around objects, its total support of multiple-page documents and its ability to import text and picture files from a wide range of ST program formats. Another tremendous feature is the availability of multiple clipboards that can be used to perform all sorts of cut-and-paste functions.

While Calamus is already a very complete program, Potechin says it is only the foundation for an entire DTP system. A font-editing program with 10 new fonts and an outline and drawing package should already be available for use with Calamus. There's even a 300-page book available that offers hints and tips for getting the most out of Calamus. And an updated version of Calamus with around 200 new features is promised.

With a \$299.95 list price, Calamus is not inexpensive by program standards. And it will extract a substantial price in time and effort to master Calamus and be able to take full advantage of its potential. For the ST user interested in serious DTP, the investment will be well worth it. ▶



To utilize all the powerful features of Calamus, you must wade through dozens of menus and sub-menus. This is an example of the text window found in the General Text Functions sub-menu.

drawings was extraordinary. Calamus is not Postscript compatible and requires a special hardware interface for Linotronic output.

It will take some work, however, to get to the point where you're ready to make printouts. For the novice user, Calamus can best be described as intimidating. Upon booting it up, new users will find themselves staring at no less than 35 icons, five menus and five alphanumeric fields.

Few of the icons look familiar, so it's not difficult to be overwhelmed.

the user interface in Calamus as intuitive. Some degree of planning is also required to get the most out of the program, since page composition is based on the creation of frames designed to hold specific elements.

Once you become familiar with the program, however, it operates with an elegant smoothness. After spending a few hours with Calamus, I began to appreciate the flexibility and total control provided by its command hierarchy.

The program's documentation

It hasn't been that long since PageStream producer Soft-Logik impressed the ST community with its first DTP program, Publishing Partner. Its eagerly awaited and much-anticipated sequel, PageStream, lives up to its advance billing.

PageStream is characterized by a very flexible and intuitive user interface, great versatility and tremendous power. Unfortunately, the version reviewed (1.52) is also characterized by some bugs and a tendency to bomb for no apparent reason. (Editor's Note: *PageStream*

PageStream is less rigid than other DTP programs available for the ST

PageStream also displayed a few bugs that seemed to pop up whether the blitter was on or not. These bugs were mostly related to redraws of the work screen when it contained a document with a great deal of text. Chunks of text would sometimes disappear after the screen was

after it has been placed on a page.

For example, to type something into your document, just select the Text Mode and start typing at the cursor. PageStream will then define its own block around the text, letting it be moved, copied or rotated and enabling you to change the size, typeface and justification of the text within the block.

This capability gives PageStream more of a "run-and-gun" feel than the other DTP programs. You can kind of wing it while you create your document, designing the page layout as you go along. This makes PageStream by far the easiest program to use for creating documents filled with

One of the nicest features of PageStream is that it provides graphic representations of how an action will affect your document. For example, the "Paragraph Indent" and "Paragraph Outdent" samples near the bottom of the dialog box actually change the measurements above them.

version 1.8 is now available. Watch for a review in a future issue of *START*.)

During the many hours I used the program, it bombed perhaps six times. There seemed to be no common denominator to the crashes, although all of them occurred while my Mega 2's blitter chip was activated. PageStream never crashed during the few hours I ran it without the blitter.

redrawn to change view size. None of the few other quirks I encountered showed up more than once.

Despite these flaws, I love using PageStream. It is less rigid than other DTP programs available for the ST in that it doesn't require the user to first create frames or blocks to hold all of the various elements used in a document. Instead, PageStream automatically frames an element for you

COMPOSIT CAD 3D2 ANIMATION STOS

Composit cad 3D2, a uniquely new code free 3D2 animation environment which supports unlimited colors, forget the 16 color palette limitation on objects and DTV porting. No color coding required. Designed for the artist who thinks of the computer as a drawing tool. May be driven via ST Contorie if desired. Disk (contains manual) \$19.95 + \$3.50 shipping and handling if ordered separately from STOS tools.

STOS Utility Tool Kit

A MUST HAVE utility and graphic package for use with Mandrill's STOS ARCADE GAME writer. This package includes a vocabulary accessory to create your own Adventure Dictionary; A graphic arcade flow charting accessory to track intricate action pathways; An documented Sprite digitizing tutorial for importing real world graphics and objects into STOS as Sprite files. Fantastic Sprite Designer/paint program.

Tool Kit Contains:

1. VOCAB-01ACB Adventure Vocabulary Dictionary
2. CHART-02ACB Arcade action flow chart
3. MBK2-PT1ACB MBK Un-Compactor to convert from MBK to PT1 Files
4. DIGISPRT.DOC Object and image import tutorial
5. ART-ST V2.4 Sprite Designer/paint program runs in all Res
6. B-SPRITE.MBK Assorted Giant sprites created with ART-ST V2.4 (ALL TOS 1.4 SUPPORTED)

Complete Utility Tool Kit \$29.25 plus \$3.50 handling and shipping, California residents add 6.5% sales tax. Be sure to specify single or double sided drive.

Send Check, M.O., VISA, MasterCard,
American Express to:

Touchstone Int.

58 Redwood Road, Fairfax CA 94930
Tel (415) 453-0271

graphics of various types and sizes.

PageStream can automatically create and size those graphics. It will let you create lines, boxes, rectangles, circles, ellipses and polygons. In fact, PageStream in many ways resembles a drawing program, albeit one with powerful text manipulation features added.

Many of the drop-down menu items contain sub-menus. One of the best features of PageStream is the way these sub-menus, which look more like dialog boxes, offer graphic examples of their effects. For example, one sub-menu features a polygon that changes shape to help you decide how many degrees you want to slant an object.

The ability to slant objects is just one of an impressive array of features offered by PageStream. Other powerful features include automatic word and line spacing and hyphenation, the ability to import a variety of

picture types and word processor text files and the ability to automatically flow text around objects.

PageStream also offers a wide variety of print options, and — thanks to its own page description language — print quality is outstanding. Various printer drivers are included and multiple-page documents are supported. PageStream even lets documents be saved as PostScript-compatible files that can be printed out by high-quality typesetters.

All of these features are explained

fairly well in the PageStream instruction manual. The manual contains three excellent tutorials, each one concentrating on different features of the program. If you do choose PageStream, be sure to save your work often until an updated version is released that eliminates version 1.52's tendency to crash. ■

Scott Wasser is an editor at a daily newspaper in Wilkes-Barre, Pennsylvania. He wrote extensively for ST-Log magazine. This is his first article for START.

PRODUCTS MENTIONED

Calamus, \$299.95. ISD Marketing, 2651 John Street, Unit 3, Markham, ON L3R 2W5. (416) 479-1882.

Desktop Publisher ST, \$129.95. Timeworks, 444 Lake Cook Road, Deerfield, IL 60015.

Fleet Street Publisher (version 2.0), \$149.95. MichTron, 576 S. Telegraph, Pontiac, MI 48053. (313) 334-8729.

PageStream, \$199.95. SoftLogik, 11131 South Towne Square, Suite F, St. Louis, MO 63123. (314) 894-8608.

QUICK ST II The Software Screen Accelerator

Includes the **Quick Index** and **Quick View** utilities at no extra cost. This is a *must have* utility package!

Quick ST II increases the speed of screen text and graphics, making most programs run faster and smoother, even if your computer does not have a blitter chip or other hardware accelerator installed. Features include:

Makes GEM faster, even when using TOS 1.4 or GDOS. Screen scrolling is as fast as with a blitter chip. Window updates are faster. GEM and text programs redraw faster. Text strings print extremely fast. Automatic installation of custom desktop fonts, patterns, and desktop pictures.

Runs on any Atari ST. Supports standard color and monochrome as well as multisync and Monitorm monitors. Loads from the AUTO folder. Uses only 20K of memory. Won't cram even the smallest memory system. Only a fraction of the cost of a blitter chip or hardware accelerator upgrade... with no installation hassles!

The fine print: Quick ST II works by replacing parts of GEM and BIOS with much faster code. Normal text output is up to 15 times faster. Screen scrolling is up to 80% faster. GEM text, line, and fill operations are twice as fast. Programs that don't use TOS directly (such as games and emulators) won't benefit from the speed increases. Disk and math operations are also not affected. Quick ST will speed up a blitter based system.

Quick Index is the *de facto* benchmarking software for the Atari ST. Use it to test software accelerators such as **Quick ST II**, hardware accelerators such as the blitter chip or 16 MHz boards, or the performance of disk formatters, and hard disk drives.

Quick View is a very fast text file viewer which quickly displays text files using editor-like scrolling controls. **Quick View** can also print the files and toggle between a 25 and 50 line display (in monochrome). Accepts command line parameters. Also runs as a desk accessory.

(519)-570-4340 (519)-747-0386

Compuserve: 73657.2714

Genie, BIX, Delphi: DAREKM

net: watcgl@electrolbrasoft@mailbox

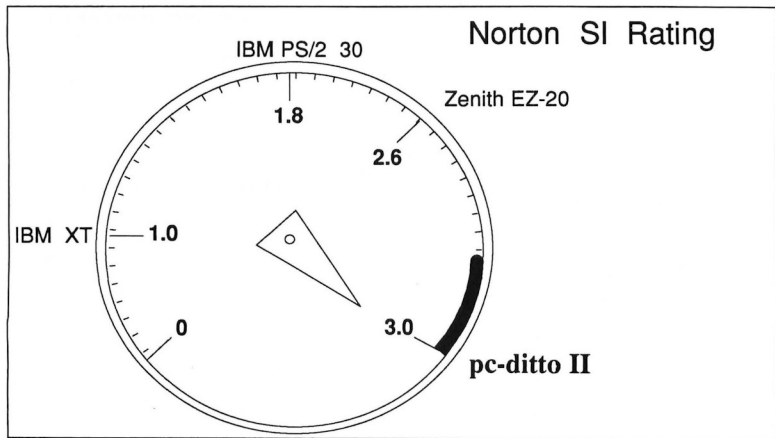
Branch Always Software
PO Box 2624, Station B
Kitchener, Ontario N2H 6N2
CANADA

Price: \$19.95 US

Also available at fine Atari dealers everywhere.
(C)1990 Branch Always Software.

pc-ditto II

By Avant-Garde Systems



IBM XT COMPATIBLE !

IBM AI PERFORMANCE !

ATARI ST PRICE !

\$299.95

Now! Run the most popular IBM software on your Atari ST...

FAST !

See pc-ditto II at your local Atari dealer or write for free information.

Yes. Please send me more information !

Avant-Garde Systems, 381 Pablo Point Drive
Jacksonville, Florida 32225

Name

Address

City St Zip

Mac and PC On The ST

BY DAVID PLOTKIN, START CONTRIBUTING EDITOR

More on Apple's

HYPERCARD

This month, we'll continue our exploration of Apple's Hypercard. As I mentioned last month, there are several levels of use with Hypercard. Each level gives you more options (and more power) and presents additional menus from which to choose.

The Hypercard Levels

The first two levels of Hypercard, Typing and Browsing, aren't very interesting because all you can do is type information into fields that someone else set up.

The third level of Hypercard is called Painting. Recall that a Hypercard *stack* is made up of individual *cards*. The Painting level lets you modify how a card looks. Although the Paint menu appears small at first glance, there is quite a bit of power here, because each selection can be used several ways. The tools include such common MacPaint-type commands as rectangles, circles, brushes, lines, pencils (sets and erases points), area fill, graphic text, polygons, an airbrush and selection tools. As with most Mac applications, you can cut and paste items to the clipboard, then bring them in and use them in Hypercard.

The tools themselves can be modified. For example, with the graphic text, you can choose the size, font and any special effects you want. The airbrush can be adjusted for density and spread, while a large menu enables you to select from a variety of fill patterns. The weight of a line can be set, as well as the size and shape of the paint brush.

Continued on page 44

MichTron Joins the PC Emulator Arena

PC SPEED

PC Speed is a hardware-based PC emulator for the ST that works quite well and advances the state of PC emulation considerably. It comes with all you need to get going except MS-DOS, and can be installed by someone only moderately comfortable with a soldering iron.

Installing PC Speed

The PC Speed package consists of board, two 64-pin sockets, a disk and a manual. To install it, you must open up your ST and remove the metal shield to gain access to the 68000 microprocessor. This is not especially difficult and is explained moderately well in the manual, but if you're uncomfortable "under the hood" you should have the job done by a qualified technician or dealer. (Editor's Note: *Please keep in mind that any modification you make on your ST may be a violation of the computer's warranty.*)

To actually install the board into the ST, you must solder one of the 64-pin sockets to the 68000, with each pin being soldered to a leg of the microprocessor. This is tricky and requires a steady hand and a fine-tipped soldering iron. You must also be careful not to overheat the 68000. Still, though this is complicated, you do not need to unsolder and remove the 68000 itself, an even trickier task.


Certain internal modifications (such as the JRI J.A.T.O. board) will not permit you to use PC Speed. According to notes posted on GENIE, PC Speed is also incompatible with Jim Allen's Turbo-16 accelerator board.

Continued on page 46

Continued from page 43

As mentioned earlier, each tool is available in several different varieties. For example, the line tool is used "as is" to draw lines in black. Hold down the Option (Alternate) on the ST) key to draw the line in the selected fill pattern. The brush can be used as a paint brush or an eraser-brush. Another good example is the Rec-

and not on any other card in the stack. Or, you can select the background, in which case any modifications you make will affect every card in the stack. The "card" portion will take precedence over the background if the two overlap. Thus, you would want to set up the background graphics which are the same for all cards on the background, then



Hypercard features a searchable Help facility that outlines all its functions. This facility is itself a Hypercard stack. From the "home card" shown here, you can go directly to any stack by simply clicking on the appropriate icon.

tangle tool. It draws rectangles (surprise!) with a black border. If you select "Draw Filled" from the menu, it will be filled with the selected pattern, and holding down the [Alternate] while dragging draws the border of the rectangle in the selected fill pattern. Thus, to draw a filled rectangle with no border, select "Draw Filled" and hold down [Alternate] while drawing.

The Fill tool is quite versatile as well. Not only can it fill shapes, but graphic text as well. Most of the tools have a "Draw Multiple" option so that multiple copies of the shape are created as you drag. The separation of these copies can be set and graphics can be shaped or stretched. As you can see, there is a lot of power for customizing your cards in the rather innocuous looking Paint menu.

It is important to realize is that each card has a background (which is the same for the whole stack) and a "card," or foreground, which is unique to that card. You can paint just the card, in which case your artwork will appear on that card

switch to the individual card to make changes that affect just that card. This dichotomy between card and background holds for buttons and fields (see below).

entirely new "look" for your button from a stack called "Button Ideas" included with Hypercard. You can set many attributes of the button from a dialog box. You can change its name, decide whether to display the name and set its properties (transparent, opaque, shadowed, rectangular, check box, etc.). At any time you can modify a button, move it to another location or delete it entirely.

Buttons must be linked to something to be useful. They can be linked to another stack, a card within a stack or to a Hypertalk script. A good example of a button linked to a stack is when you create a new stack. To access the stack, create a button and place it in the Home stack, then link it to your new stack. Whenever you click on the button in the Home stack, it will open your new stack.

Linking a button to another card is useful to pull up additional information. Hypercard includes an example of a rolodex. The first card shows a series of lettered tabs (i.e., A, B, etc.). Click on one of these tabs to jump to

The real power of Hypercard comes out in the Authoring level.

The Authoring Level

Although you can certainly make your cards look pretty using the Paint tools, the real power of Hypercard shows up when you engage the Authoring level. Here, you can place new fields and buttons on the card, and link those buttons to other cards or stacks.

As mentioned last issue, buttons are your way to retrieve other information. Clicking on the button tool in the menu gives you a default rectangular button called "New button." You can then resize it or select an

the cards that contain information for people whose last names begin with those letters. To ensure that you will always get the first card for that letter, each letter of this supposedly single database is actually a different stack. The button is linked to that stack (rather than a specific card within the stack) so that it always jumps to the first card in the stack when you select the button. In fact, the first card (with the lettered tabs) is in a stack all by itself!

Linking a button to a Hypertalk script lets you build considerable

power into a Hypercard application. Hypertalk is a complete programming language. Thus, many things can happen when you click on a button linked to a script. Whole games have been written within the framework of Hypercard by using Hypertalk.

Hypercard Fields

The last portion of the Authoring level are Fields. Fields are just what they sound like: fields for entering information. Creating a new field works just like creating a button — click on the Field tool and the field appears. You can resize it or move it or set various attributes. Among these are the size and font of anything you type into the field, whether lines will show, whether the text in the field will be locked and what size margins to set. As with buttons, you can set the field to be transparent, opaque, shadowed, etc.

You can even set a field to be a scrolling field — you can keep typing information into the field and it will scroll as you continue to type. A standard scroll bar appears to the right of the field, and you can access text anywhere in the field by clicking/dragging on the scroll bars. Fields are mini word processors and feature word wrap and basic edit features. Finally, fields can be linked to Hypertalk scripts, to expand the power of the application.

Hypercard is Fun

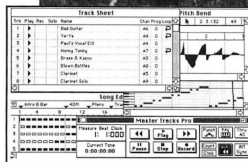
As you can see, there is considerable power in Hypertalk even without programming, and its easy to see how people can be sucked into playing with it for hours at a time. It's been a long while since I've found anything that's as much fun to play with as Hypercard — and that includes games. ■

David Plotkin is a contributing editor for START. He lives in Walnut Creek, California.

The Most powerful MIDI sequencing software for Atari has gotten even better!

Master Tracks Pro™ for Atari ST features 64 tracks of real time and step recording, our exclusive Song Editor™ and legendary graphic editing. Professional features include controller chasing, fit time, 32 MIDI channels and a built-in Sysex Librarian. Master Tracks Pro now provides a cue sheet for keeping track of hits, locking markers and the ability to lock up to SMPTE via MIDI Time Code with the MIDI Transport.™

For more information see a Passport dealer near you or call (415) 726-0280 for details on the Next Generation of Music Software™.



PASSPORT.

Passport, 625 Miramontes Street, Half Moon Bay, CA 94019 (415)726-0280

FREE DISK!

That's right! With your paid trial subscription to START,

6 issues for only \$39.95,

We'll send you this month's disk absolutely **FREE**

(a \$12.95 value)

START
#1 GUIDE TO THE ATARI ST

Call 1-800-234-7001

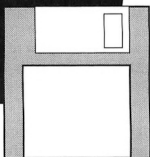
ON DISK THIS MONTH!

Super Jackpot Slots

1989 Tax Templates

PHASAR V 3.0

ST Writer Elite




Continued from page 43

Once each pin of the socket is soldered in place, the PC Speed motherboard just plugs into the socket. Then you "button up" your ST and you're ready to go.

Running PC Speed

To run PC Speed, all you need to do is double-click on the program PC_SPEED.PRG. At the prompt, insert a disk with MS-DOS (unless you have installed an autoboot from hard drive) and you'll soon be looking at the A> prompt. MS-DOS is not supplied with PC Speed, and a full package of the 3.3 version (the most recent before the ill-conceived version 4.0) costs about \$70.

Also included on the disk is a program you can place in your AUTOEXEC.BAT file that will install a



PC Speed is Micron's debut into the world of emulators.

mouse driver for your ST mouse. Unfortunately, this driver only works with graphics programs and is not compatible with the text modes of many programs. However, you can purchase and install a real PC serial mouse which will work with programs that support such devices.

PC Speed also comes with a program for configuring the product. This program lets you modify the keyboard, floppy-/hard-drive configuration, screen and colors. The configuration program is a little

rough around the edges, including untranslated phrases (from the German) and absolutely no documentation on what some of the choices mean.

For the floppy drive, you can set Floppy A to be either your internal or external drive. Of course, some machines don't have an internal drive, in which case you'll just have to try the two choices and figure out which drive is which — there's no information provided about what occurs in this case. Since I do have an internal drive, I wasn't able to see

which way this worked.

Floppy B can be set up as None, 3.5 or 5.25. Again, it's not clear whether the selection for 5.25 will set the step rate down to what those types of drives can handle, or whether you'll have to use

the software that 5.25-inch drives normally come with to achieve this effect.

Hard drives can be set up as None, Yes or HD-BOOT. If you select "Yes," your hard drive will be available in the PC environment. Interestingly, no hard-drive driver is provided with PC Speed. PC Speed uses your own hard-drive driver, which should work better.

If you select HD-BOOT, PC Speed will attempt to load MS-DOS from the hard drive. For this to work, you

must reformat the partition you want to use to load MS-DOS as a system disk under DOS. The manual leads you through the process for this. Be warned that doing this will erase anything on that partition. (The manual does *not* warn you of this!)

The configuration for the screen lets you set up what video card you want PC Speed to emulate. The default is CGA, which is a good choice because most programs run under CGA. Other choices include Hercules, a higher resolution that allows monochrome graphics; Hyper Herc, an enhanced Hercules mode that is not supported by much software; and two I don't recognize: Olivetti and Grafikcard.

PC Speed also lets you set the fonts used one of three ways: Both, Light or Dark. Again, the lack of documentation makes this feature less useful. Configuration for colors lets you choose from the following modes: 40-character with four colors, Graphic or SM-124.

Note that you can set a mode that your monitor can't support; that is, you can select a mode that shows color even if you're using a monochrome monitor. In Graphic and 40-character modes, you can display all 16 colors that CGA is capable of. In 80-character mode, you can only display four colors, so you must assign the 16 colors of CGA to the four colors on the ST. Set each color by using the left and right arrows to select R, G or B, then using the up and down arrows to vary the amount of that color you want. Again, this is not documented in the manual. There is also a bug that prevents you from viewing the amount of green or blue that you've selected because

The only emulator that works to my satisfaction is PC Speed.

another character on the screen obliterates the number.

How It Works

The proof of the pudding, of course, is how well PC Speed works as a PC emulator and I am happy to report that it works quite well. It ran every PC program I tried, with one exception. While mine is not an exhaustive list, it bodes well because it includes such tests of PC compatibility as Lotus 1-2-3 and Microsoft's Flight Simulator. It also ran the Norton SI program, returning a respectable value of 4, or

The manual does not warn you that formatting the hard drive will erase the information thereon.

four times as fast as a standard IBM XT. Compare this to the advertised value of 3 for pcditto II which is not available as of this writing (early December 1989). The high SI rating is possible because PC Speed uses a NEC V-30 that runs at 8 MHz.

PC Speed does not support a math coprocessor at this time, giving the edge in that department to Supercharger, but it does work well with a hard drive — something I can't say for Supercharger.

The program that would not run on PC Speed is Prodigy, the driver software for the new Prodigy bulletin board service from IBM and Sears. (Prodigy also doesn't work under pcditto.)

And then There's the Manual

The manual for PC Speed consists of 13 pages including the title page and two entire pages of license and disclaimers. Beyond that, there are

the instructions for installation and some information on customizing the program — setting up the hard drive and an 80-track floppy. The language is stilted and some of the manual is confusingly written. Further, the instructions for setting up the 80-track floppy, while they will work, allow access to only one floppy (for a better way, see my "Mac and PC on the ST" column in the August 1989 issue of START). The manual does not warn you that formatting the hard drive will erase the information thereon, warning you instead to "Pay Attention doing any format operations, especially on hard disks!!!"

The photographs that purport to show the internals of the machine for installation are photocopied and therefore worthless. Further, there is no information on using the configuration program and what the different options mean. You can eventually figure out most of it, but I was never clear on what some of the options did. Michtron manuals have unfortunately tended to be extremely poor and for \$400 the user deserves better than this inadequate attempt.


Summary

At the current time, the only hardware PC emulator that works to my satisfaction is Michtron's PC Speed. It's fast, compatible, handles hard drives and is available now. It's more expensive than the projected price of other emulators, but until they become available in bug-free incarnations, PC Speed is the only game in town. The incomplete manual notwithstanding, this emulator works and works well. ■

David Plotkin is a contributing editor for START and writes our "Mac and PC on the ST" column on a regular basis.

PRODUCTS MENTIONED

PC Speed, \$399.95,
Michtron, 576 S. Telegraph,
Pontiac, Michigan 48053,
(313) 334-5700.



EXCLUSIVE PROGRAMS ON DISKS!

If you bought this issue of START without the disk, you're missing out! Order the companion disk full of great, enjoyable programs from top ST experts. Order your disk by mail using the order card in this issue. For even faster service, call:

Toll-Free:

1-800-234-7001

7 am-6pm PST
Visa, MC, Amex orders only

Each disk is \$10.95 plus \$2.00 handling & mailing.

FLAT RATE \$5.00 SHIPPING

ON ALL GROUND ORDERS IN THE CONTINENTAL U.S.*



SONY DISK SPECIAL

3.5 BULK PACKS WITH LABELS

1 - \$99 25 - \$2475 1000 - \$750.00

MEMORY UPGRADES

Z-Ram 3-D	2/4Meg	\$149.95
NEW WORLD UPGRADE	2/4Meg	\$139.95
ARCO BOARD	1/2/4Meg	\$169.95
IRI SIMM Upgrade	1/2/4Meg	\$139.95

ST TURBO SPEED!!!

JATO BOARD 8/16Mhz	\$99
CMI Processor Accelerator	\$299
Math Co-processor for CMI 12Mhz	\$99
Turbo6 by Fast Technology	\$299

ST HARD DRIVE SAVINGS

ATARI MEGAFILE 30	\$529
AWESOME 60+ (60Meg 28ms)	\$799
AWESOME 80+ (80Meg 28ms)	\$999

PCBoard Designer \$49

Reg. \$199.95

STAR PRINTERS

STAR NX1000	9 Pin	\$199
STAR NX1000 Rainbow	9 Pin	\$299
STAR NX2400 4 Fonts	24 Pin	\$399

HARDWARE ITEMS

JRI GENLOCK SYSTEM	\$650
ST/IME MODULE	
Battery Backed up Clock	\$59
Migraph Hand Scanner	\$499

FAQ US YOUR ORDER! FOR FASTER SERVICE PLEASE INCLUDE:

- NAME
- BILL TO ADDRESS
- SHIP TO ADDRESS
- PHONE #
- ITEMS YOU WISH TO PURCHASE

VISA / MASTERCARD ORDERS ONLY

CARD ADDRESS MUST MATCH BILL TO ADDRESS

(408) 224-8574

EPYX Spectacular!

Winter Games	\$19.95	World Games	\$19.95
Garnes		Karate	\$19.95
Death Sword	\$19.95	California Games	\$19.95
Mission Impossible	\$19.95	The Games (Winter)	\$19.95
Axe of Rage	\$19.95	Boulder Dash	\$19.95
Devon Aire	\$19.95	Dive Bomber	\$19.95
Battleship	\$19.95	Metrocross	\$19.95
Sub Battle	\$19.95	Tower Toppler	\$19.95
Space Station Oblivion	\$19.95	Techno-Cop	\$19.95
Champion Wrestling	\$19.95	Art & Film Director	\$19.95
Final Assault	\$19.95		

Retail Price \$30 to \$100

Buy All 20 Epyx Titles And Receive an Additional 50% Off All 20 for \$199.50

THE BEST MOUSE \$49

REPLACEMENT MOUSE FOR THE ST!



RAINBIRD TITLES ST

400 01 SOL in response

Golden Path*	99c
Knight Orc	\$9.95
Tracker*	\$1.95
Advanced Art Studio	\$9.95
Guild of Thieves	\$9.95
The Pawn	\$9.95
Jinxter	\$9.95
Sentry	\$9.95
StarGlider	\$9.95
Universal Military Simulator	\$14.95
Carrier Command	\$19.95

SPECIAL SOFTWARE SALE ST

HIT DISK (4 games)	Reg \$99.95	NOW! \$19.95
GOLDRUNNER II	Reg \$99.95	NOW! \$19.95
INVASION	Reg \$29.95	NOW! \$19.95
SOCCER	Reg \$39.95	NOW! \$14.95
ZERO GRAVITY	Reg \$29.95	NOW! \$14.95
TETRA QUEST	Reg \$29.95	NOW! \$14.95
PAINT PRO	Reg \$49.95	NOW! \$19.95
DATA RETRIEVE	Reg \$49.95	NOW! \$19.95
H & D BASE	Reg \$99.95	NOW! \$14.95
Atari PLANARIUM	Reg \$29.95	NOW! \$14.95

EMULATORS FOR YOUR ST

PC DITTO II	\$299
PC SPEED	\$399
MAGIC SAC PLUS w/Roms	\$79.95
SPECTRE 128	\$169.95
SPECTRE GCR	\$299.95
MAC ROMS 64K	\$19.95
MAC ROMS 128K	\$149.95

SAN JOSE COMPUTER

T H E A T A R I S T O R E

640 BLOSSOM HILL RD. SAN JOSE, CA 95123

STORE (408) 224-8575 • FAX (408) 224-8574

* SHIPPING: ADD \$5.00 FOR PREPAID ORDERS, OR \$10.00 FOR COD ORDERS. AIR AND INTERNATIONAL. SHIPPING EXTRA. NO COD FOR INTERNATIONAL ORDERS, THAT'S IT.

PREPAYMENT USE VISA, MASTERCARD, MONEY ORDER, CASHIER'S CHECK OR PERSONAL CHECK. PERSONAL CHECK MUST CLEAR PRIOR TO SHIPMENT. C.O.D.: CASH, CASHIER'S CHECK OR M.O. ONLY. WARRANTY: 90 DAY WARRANTY ON ALL ITEMS. TAX: CALIFORNIA RESIDENTS ADD 7% SALES TAX.

Prices subject to change without notice.

Brand and/or product names are trademarks or registered trademarks of their respective holders.

Ad produced on an ATARI ST using CALAMUS and printed on an ATARI SLMB04 PostScript compatible laser printer

Abandon Your Shoebox

BY STEPHEN G. ROQUEMORE

An essay describing the virtues of computer-based home accounting software.

Some of you have simple finances — one checking account, possibly a savings account, a few bills every month. A checkbook and a shoebox full of receipts seem to cover your needs. Some of you have a complex financial structure, including retirement plans, insurance policies and CDs. You need a couple of shoeboxes.


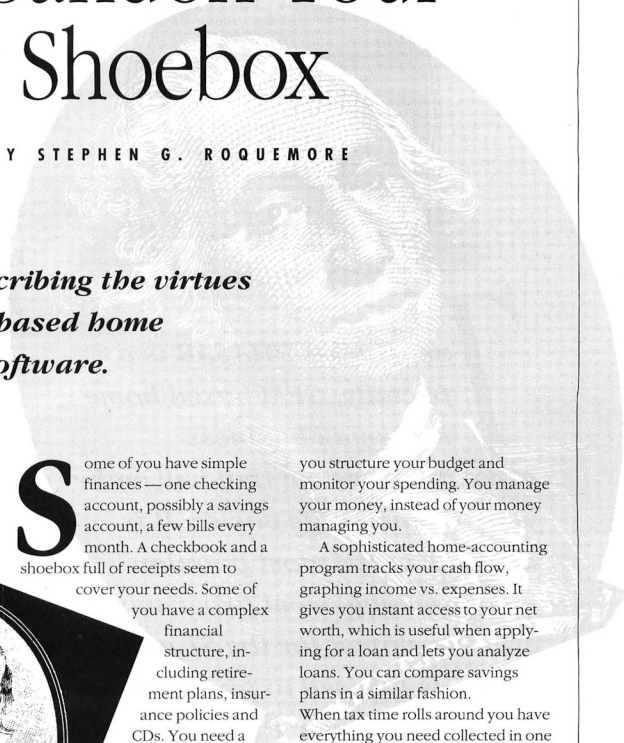
Both types of people can benefit by switching to software.

The major advantage of using any home-accounting program is that it forces you to think about your financial affairs. For its own benefit, and yours, the computer insists that


you structure your budget and monitor your spending. You manage your money, instead of your money managing you.

A sophisticated home-accounting program tracks your cash flow, graphing income vs. expenses. It gives you instant access to your net worth, which is useful when applying for a loan and lets you analyze loans. You can compare savings plans in a similar fashion. When tax time rolls around you have everything you need collected in one place. I used to spend several days doing my taxes by hand; now I whip out both Federal and State returns in about an hour's time!

After a while you'll notice that at every moment you have a solid feel for the state of your finances. You now control an important part of your life. Keep the shoebox if you want, but fill it with footwear. ■



**ON
DISK**



PHASAR

Keep tabs on your budget with the files

Tom Marks' PHASAR is a friendly, GEM-based home and small-business accounting system that will make your financial life easier. It is also one of the most popular money management programs ever developed for the ST and START is pleased to present it on this month's disk. PHASAR runs on any ST/Mega color or monochrome system.

The following documentation was condensed from the original PHASAR version 3.0 manual and is intended to get you started in this powerful program. For an in-depth tour of PHASAR's many capabilities, read "Be a Power PHASAR User" elsewhere in this issue. And if you can, you should acquire the complete manual.

Getting Started

To run PHASAR, boot this month's START disk; the START menu program runs automatically. At the main screen, click on Prepare, then select "PHASAR version 3.0." The program will un-ARC directly onto the destination disk you specify. To access the PHASAR datafiles, return to the START menu program and click on "PHASAR Datafiles." The files will un-ARC directly onto the destination disk you specify. Be sure that the following datafiles are in the same folder:

PHASAR.NAM	PHASAR.OCC
PHASAR.REG	PHASAR1.HLP
PHASAR2.HLP	PHASAR3.HLP
PHASAR4.HLP	PHASAR5.HLP
PHASAR6.HLP	PHASAR7.HLP

V. 3.0

The Professional Home Accounting System and Register

PROGRAM BY TOM MARKS
ARTICLE BY STEPHEN G. ROQUEMORE

PHASAR.ARC and PH_DATA.ARC on Side 1 of your START disk.

With so many files, PHASAR obviously takes up a lot of space, so you may have to separate the files onto different disks (unless, of course, you have a hard drive). However you configure your system, make sure that PHASAR.PRG, PHASAR.CFG and PHASAR.REG are in the same folder. PHASAR will run on 512K, but a 1MB system is recommended.

Accounting for Your Accounts

Before you run the program, you need to plan and organize your financial records. Collect all of your bank statements, credit card statements, loan payment receipts, etc. You need all of this to decide what you'll enter into PHASAR for Income and expense categories and for accounts. PHASAR allows 97 expense categories, 29 income categories and 39 accounts. It supplies miscellaneous income and expense categories and a cash account with associated net cash and total cash expense categories for you.

Write down all of the income categories and all the expense categories you'll need. Then write down all of the accounts you'll need. Make one for each checking account,

savings account and any other type of account that can receive or disburse money. Be sure you have the last confirmed balance for each of these items. Separate them into "assets" and "liabilities." (Assets are those accounts that are of value, like your house, car, boat, checking and savings accounts, etc. Liabilities are those accounts to which you make payments, like a mortgage, credit cards, etc.) Names for each entry must be 10 characters or less.


Some General Info

PHASAR contains all the online help you'll need to get you through any rough spots. Along the top of the main screen, you'll see a standard GEM menu bar. Under any of the menu headings, click on HELP (pressing [F1] also calls up the help menu).

Press [Esc] or [F10] to exit from whatever you're doing in PHASAR, but not from the

program. [Return] or the left mouse button will do the same in most cases.

Before you run PHASAR, make sure that the current time and date are correctly set, via the Control Panel or whatever means you normally use. PHASAR uses this to determine the date of your transactions for a session and if it isn't correct, then neither will your register file be ►



correct. PHASAR provides an option in the File menu to set the date, but this is only for convenience in entering transactions later than the current date.

When you return to the main menu, always save the register file. Also, you can *undelete* a transaction by placing the cursor on the line where the transaction was displayed and pressing [Insert]. This must be done *before* exiting the function.

Setting Up PHASAR

Run PHASAR; it may present a dialog box asking where the PHASAR.REG file is. If so, type in the correct location, including the drive ID and the folder name if necessary.

At the main menu, select Set User Preferences under Setup. Here you enter the choices you want PHASAR to use whenever you run it.

You'll then be asked to decide if you want PHASAR to force a unique

category name when entering transactions. I recommend you select Yes, because it forces you to be specific about the account or category name you enter and reduces errors. Select No for Automatic Occasions. Select Yes for Verify Exit. Accept the default for now on Plotting Symbol and Standard Page. Enter the correct drive and path names for each of the file locations. Select Printer for Print Destination. Select the printer type that is consistent with your printer.

You may select Custom Printer which lets you specify six items regarding your printer, according to the type you selected. For now, just select Dot Matrix or Daisy-Wheel. Now press [Esc] and click on Yes to save the values. Click on No when asked to test the printer.

You now have a PHASAR.CFG file, which PHASAR will use every time you run the program. You may

change any of the values at any time.

Now select Create New Register File under Setup. (Be sure you have a separate backup of the PHASAR.REG file that came with the program! This file contains the tutorial data, and you may want to use it later on.) You'll be asked whether you want a Calendar Year or Fiscal Year for the file. If you choose Fiscal Year, the "year" is the calendar year in which the fiscal year ends.

Next, select Set Up Accounts under Setup. It is here that you'll enter all the account names and balances you planned out earlier. First, tell PHASAR how many accounts you want to allow for; if you have mapped out, say, 20, then allow for 30. You can always change this number later. This also applies to income and expense categories. As you enter asset accounts, remember to enter the balances as *positive* numbers, and the balances for lia-

NEW! TERMINAL 2

**"INVENTORY CONTROL . . .
at CASH REGISTER PRICES!"**

CRICIT™ BAR CODE + PLUS

CRICIT is an *integrated Cash Register & Inventory Control* package. For the price of a cash register, you can own the **complete Bar Code Ready CRICIT System.**

- Complete cash register functions
- Flexible inventory control for 65,500 products
- **Daily, periodic and yearly reporting**
- Price/product labels with optional bar code
- Reads bar code directly from packaging
- Coupon issue and redemption (fixed or % of sale)
- Customized receipts, inventory and reporting
- Purchase orders with auto-reorder calculation
- Commission calculation for 15 sales clerks
- Mailing lists in list and label formats
- Lay-aways, auto-discounts, stock searches
- Categories, departments, non-stock items
- Between-store reporting via modem
- User-friendly error correction and training manual
- Second register networked via modem

Bar Code + Plus! \$249 U.S.
Terminal 2 \$249 U.S.
Demo Disk \$7 U.S.
Bar Code Reader \$399 U.S.
Cash Drawer \$335 U.S.

Nice & Software
103 Queen Street S.
Kitchener, Ontario
Canada N2G 1W1
(519) 744-7380
Dealer and Distributor Inquiries Welcome

Canada • Metro D • Toronto • 416 741-9825 U.S.A. • Pacific Software • San Luis Obispo • 805 543-5883 Sweden • Deskvict Center • Stockholm • 8 330 500 Australia • Grass Valley • Perth • 8 221 4342 France • I. C. Compagnie • Grenoble • 78 51 66 66 New Zealand • ComputerWorks • Christchurch • 3 890 899 England • Software Express • Birmingham • (021) 643 9100

NOV 1987	DEC 1987	JAN 1988	FEB 1988	MAR 1988	APR 1988	MAY 1988	JUN 1988	JUL 1988	AUG 1988	SEP 1988	OCT 1988	NOV 1988	DEC 1988	JAN 1989	FEB 1989	MAR 1989	APR 1989	MAY 1989	JUN 1989	JUL 1989	AUG 1989	SEP 1989	OCT 1989	NOV 1989	DEC 1989	JAN 1990	FEB 1990	MAR 1990	APR 1990	MAY 1990	JUN 1990	JUL 1990	AUG 1990	SEP 1990	OCT 1990	NOV 1990	DEC 1990														
1	2	3	4	5	6	7	8	9	10	11	12	13	14	15	16	17	18	19	20	21	22	23	24	25	26	27	28	29	30	31	32	33	34	35	36	37	38	39	40	41	42	43	44	45	46	47	48	49	50	51	52

★ Computer Garden ★

Wilkes-Barre & Scranton's Favorite Computer Store

Abacus	ST Interface \$299	Call Font Ed \$65	Prac.Solution	PrintCAD \$140
Font/HD	\$33	ST accounts 2 \$95	Monitor Mast \$40	
ST Assen/Pro \$39	Def of Crown \$33	VIP Profess. \$89	Video Master \$33	
Alpha	King Chicago \$18	LDW	Video Key \$7.0	
Digsound Pro \$129	Rocket Ranger \$33	LDW Power	Twoety Board \$45	
Powerprint \$1 \$29	SI \$18	Megamax	Precision	
Switchback \$57	Sinbad \$18	Laser C \$195	Supabase Pro \$219	
TV Sport Fball \$33	Codehead	Laser C \$60	Proco	
Cyber Studio \$59	GHPlus \$23	Laser C \$60	Procopy \$30	
Cyber Central \$59	Hotwire \$26	Devpac ST \$50	Paygnosis	
Cyber Paint \$50	MIDIMax \$33	ST Replay 4 \$95	Merapac \$20.0	
Cyber Texture \$33	Multiscp \$20	I20 \$129	Caplan Fizz \$25	
Cyber VGR \$46	Utilities \$20	Migraph	Goal \$20	
GFA Basic 30 \$65	Digital Vision	Easy Draw \$65	Ballyshy \$23	
Spectrum \$12 \$44	Computereyes \$179	Fasty Tools \$33	Chrono Quest \$30	
Atari	Epox	Font Pack 1 \$25	Herraprops \$25	
1403ST \$Call	Art & Film Dir \$65	Labelmaster \$30	Obelater \$25	
Mega-2 ST \$Call	Power Toppler \$33	Sierra		
Mega-4 ST \$Call	FTL	Scan Art \$33	Isure Sull II \$33	
Megalle 30 \$Call	Dungeongoner \$25	Supercharged \$33	Manhunter \$33	
Sassy Laptop \$Call	Grids \$23	Layground \$95	Desco Jewel \$33	
Laser Printer \$Call	Sundog \$25	Touch-up \$119	Soft Logik	
Avant-Garde	Gribnif	Midscope	PageStream \$119	
PC-Ditto \$Call	Neskey \$35	Captain Bond \$33	Supra	
PC-Ditto II \$Call	Happy Comp.	Gaunillet \$33	Modem 2400 \$19	
Avatex	Discovery Carl \$69	Indiana Jones \$33	Callie \$35	
1200e modem \$89	Option 2 \$59	Leglie's Nest \$25	Timeworks	
2400 modem \$129	HP	Road Hunter \$33	Datasaurus \$49	
Modem cable \$75	Deskjet \$179	Sheddy \$95	Desco Jewel \$33	
Beckemeyer	Deskjet Plus \$699	Space Harrier \$33	Partner \$33	
Hard Disk locals	ICD Hard Drive	Superstar Ice \$33	Swilatic \$49	
Accelerator \$23	FA 51 30 M \$649	Uninvited \$33	Wordwinner \$49	
Sentry \$45	FA 51 160 M \$799	Panasonic	Trio Eng.	
Toolkit \$33	Interlink \$25	1180 printer \$189	Digspoc \$35	
CM C-Shell \$95	Revolver \$33	151 printer \$299	Unspoc \$45	
Canon	ISD/Ditek	1124 printer \$339	ST Control \$55	
IX2P Scanner \$599	Calamus \$15	Printer cable \$15	Ob Man 5.0 \$15.0	
IX2P Scann \$1099				

Order toll-free: 1-800-456-5689

For information call 1-717-823-4025. Mail orders - send check or money order to COMPUTER GARDEN, 105 W. GARRET ST., PLAINSBORO, PA 18705. Be sure to include sufficient postage. Overpayments are promptly refunded. PA customers add 6% tax. Cash COD's OK. 3% charge for VISA-MC-AMEX.

bility accounts as *negative* numbers.

Enter all the asset accounts; your checking and savings accounts should probably be first in the list. Then leave a few blank entries before entering all of the liability accounts. This makes the info more readable on screen reports. For each account, enter the date of the last *confirmed* balance.

When you've finished all the above, press [Esc] to return to the Main Menu. Press [Control]-[S] to save the register file.

Now return to the Setup Menu and select Set Up Incomes to enter your income categories. Your first entries should be your job(s); then any other sources of income you may have. At the end of the list, enter any income source that is non-taxable.

When you've finished, save the register file as you did for accounts; then select Set Up Expenses in the Setup menu. Proceed as you did for incomes. Group related expense categories together, e.g., paycheck deduction categories for each job, basic household expenses, etc. This makes your screen reports easier to read. Note: once you have entered a transaction for an account or category you *cannot* change its name.

Now return to the Main Menu and save the register file as before. Press [Control]-[A] to display your account structure; study it carefully for any mistakes or changes you want to make and jot them down. Follow the prompts. When you're finished, press [Control]-[C] to display your expense and income structure; you'll want to see the "actual" so just press [Return] at the prompt; do the same as you did for accounts, jotting down any changes you wish to make. Follow the prompts. When you return to the Main Menu, select whichever Setup sub-menu you wish to make your changes in.

(To change the order of entries, place the cursor on the number of the item you wish to be first then

type 1 and press [Return]. The item will now be first on the list. You may rearrange the list any way you like using this method; if you want the 27th item to be 26th, just place the cursor on 27 and type 26 and press [Return]. If you wish to change names and/or balances, just place the cursor on the field and enter the new name or balance and press [Return].)

You have now initialized the basic information PHA\$AR needs to properly process your transactions.

Save Your Work!

Whenever you end a PHA\$AR session, exit the program and copy the PHA\$AR.OCC and PHA\$AR.NAM files to your backup disk. Also, of course, copy the PHA\$AR.CFG file if you changed any preferences and the PHA\$AR.REG file if you entered any transactions or did anything that affects your account/category structure.

THE MAIN MENU

Desk

Lets you access whatever desk accessories you've installed; also provides PHA\$AR copyright information. A word of warning: PHA\$AR does not work properly with Multi-Desk from Codehead Software — it locks up the program.

File

Help: Click here for special online help for the File menu only.

Change System Date: Lets you change the date of your transactions. Particularly useful if you enter a large amount of transactions with dates earlier than today's date. Isn't necessary if you have a clock card.

Save Register File: Saves work file to specified destination disk. Keyboard equivalent is [Control]-[S]. Periodically save the register file so that a random power glitch or computer error doesn't destroy your data. ▶

GET YOUR PHA\$AR 3.0 MANUAL

Because PHA\$AR is packed with so many powerful features, to really get the most out of the program (particularly the tax module) you should have this manual. The PHA\$AR documentation gives you over 125 pages of well organized and clearly written instructions, including a full index, a step by step tutorial and a quick start guide.

To order this manual, call:

1-800-234-7001

and ask for the

**PHA\$AR 3.0 Manual
product# TH0337**

We accept Visa, Mastercard or American Express on phone orders. Or send a check or money order for 19.95 (plus \$3 shipping & handling) to:

**PHA\$AR #TH0337
c/o Antic Publishing
544 Second Street
San Francisco, CA
94107**

We only have a limited number of manuals. To make sure that you get your copy, place your order today!

Validate Register File: Reads all transactions in a file and rebuilds the current balances of all accounts and categories from that data. Also, resets the account status according to whether or not it has been reconciled. Warning: Validate Register File is very important but dangerous! Do not use it unless you have a current backup of your register file! Choose this option only if a major computer or power glitch has trashed your balances.

Quit: Click here to return to the ST Desktop. Keyboard equivalent is [Control]-[Q].

Transactions

Help: Click here for special online help for the Transactions menu only.

Enter New Transactions: Select this option to display a list of your accounts and their current balances, in the top half; and a header line that describes each section of a transac-

PHAŞAR lets you organize your assets and liabilities by setting them up into Income and Expense categories.

Number of expense categories: 40				Maximum allowed: 100			
1 Groceries	9 Car Paymnt	17 Cnptr	25 Eg Fed Tax	33 Entertmnt			
2 Electric	10 Clothing	18 Bsns Expen	26 Eg St Tax	34 Vacation			
3 Nat Gas	11 Tools	19	27 Eg SS Tax	35			
4 Water	12	20	28	36			
5 Home Mrtg	13 Chkn Feed	21 El Fed Tax	29	37			
6 Car Expsns	14 Mat & Sup	22 El St Tax	30	38	** Expen Misc		
7 Yrd Mntn	15 Veterlnary	23 El SS Tax	31 Charity	** Cash.....			
8 Telephone	16 Egg Carton	24 Retirement	32 Medical	** Cash (Net)			
Remember categories Pipe new name Delete defined but unused categories							

tion and a prompt for which account to use on the bottom half. The keyboard equivalent is [Control]-[E].

After the first transaction, PHAŞAR will use the account you select as the default. Select the account and press [Return]. The account name now appears above the column labeled Account.

The Date field defaults to current date. Press [Return] to accept the default or type the date you wish.

You can spell out the month and day, or use the MM/DD/YY or DD/MM/YY formats, depending on your specification in User Preferences. This entry is now displayed under the header line for date. If you make a mistake, press [Tab] at the appropriate field.

In the Payee field, type in the recipient of the payment; if you type in the name or number of a PHAŞAR account, the program thinks you want



New Release!

Fractal Magic

Create, Discover and Marvel at another world

Fractals are designs arising from the order existing in chaos. Fractal Magic opens the world of fractals with many dazzling functions that will amaze you and reveal the power of computing and incredible shapes of the Mandelbrot set.

Fast Fractal processing * Three methods of calculating * Stop/Save/Continue fractal development * 3-D projection * Cycle the image through 512 colors * save color palettes * Low & High Rez Degas images * and much more! \$23.95 !

GoGo-ST Just \$24.95 !

With a single mouse click Make your ST work!

Run programs from a single menu and with a single click. No need to fuss with windows and folders with GoGo. Digital clock and log file.

MegSTender

The Mega ST Keyboard Extension Cord

In lengths of 6, 8, 12, and 25 feet. Give your Mega keyboard room to roam. Great with your MIDI system or remote TV. **From 16.95 to 24.95**

Silhouette \$49.95

Advancing ST graphic design one great step.

Features:

- 1) Create an outline of raster images
- 2) Contour color graphics or numerical data arrays
- 3) Convert Degas & Img files into GEM metafiles

MaxWell CPU

Computer Products Unlimited
507 W. Baseline • Lafayette, CO 80026

At your nearest store Or call Voice: (303)665-4849, 666-7754 We accept: COD

At START magazine we appreciate every subscriber we have. Please let us know how we're doing and how we can improve our service.

If a problem arises with your START subscription, gather together the following things: a recent mailing label, a copy of your invoice or renewal notice, and any correspondence you have received from us. Call or write us and we'll take care of the problem.

Write:

START Customer Service
P.O. Box 3805
Escondido, CA 92025

Or Call:

(619) 485-7754
between 6:30 AM and 5:00 PM Pacific Time

Easy Way To Replace a Damaged START Disk

SUBSCRIBERS: Just phone START Subscription Customer Service at (619) 485-7754, Monday-Friday, 6:30 AM - 5:00 PM Pacific Time. An operator will confirm your subscription and arrange for your new disk to be mailed within 24 hours.

NEWSSTAND BUYERS: Send your damaged disk to: START Disk Exchange, 544 Second Street, San Francisco, CA 94107. A replacement disk will be mailed to you within 24 hours of receipt.

a transfer from this account to the one named in the payee field. This is OK if you're making a payment to a liability account; otherwise, if it's for an expense account, make sure the spelling is different enough that PHASAR won't think it's a transfer.

The next field is either the expense category or the income category, depending on whether you're depositing or paying out funds. Press [Control]-[L] to get a list of choices, then enter the name or number of the category. If the category doesn't exist, PHASAR will ask you if you want to create it now. If yes, you'll be taken to the setup screen and allowed to define the category. Then you will be returned to complete your transaction entry.

If you're transferring between accounts, this field is supplied by PHASAR. On transfers, when you finish entering the fields, the transaction is displayed in the list above as a

"XFER out"; then, PHASAR displays an automatically-generated "XFER in" transaction for the receiving account, with the cursor placed in its comment field. Press [Return] to complete the transfer.

The next field is ChkNum. Enter the actual check number or type a blank, or type a zero (0) if you want PHASAR to quit supplying numbers for this account. Select the zero option if the account is a credit card or savings account which doesn't require check numbers. Now enter the actual amount.

The last field is called Comment. Here you may enter any text you like or nothing at all. Press [Return]. This field can be printed on checks if you desire.

The PHASAR cash account is shown at the bottom of the account list in the top half of the screen. It also gives you two expense categories for cash. Press [Control]-[L] to call

up a list of expense categories. The only one shown will be Cash... This is a special kind of expense category; think of it as *total cash*. The one that isn't shown here, think of as *net cash*. Total cash is what you started out with; net cash is what's left after all your recorded transactions from the cash account.

To issue a check that covers more than one expense category or to make a deposit that covers more than one income category, type "multi" or "split" at the expense or income prompt. Continue entering the transaction normally. Enter the correct full amount and any comment you wish. When you press [Return], PHASAR generates a second transaction line for you, with the cursor positioned in the expense (or income) field. Enter each category and its partial amount. Do this until each required expense (or income) category required has been entered. ▶

Coming to the... Disneyland Hotel



Home Entertainment & Computer Expo

GENERAL ADMISSION

\$5.00 1 - DAY
\$7.00 2 - DAY
CHILDREN UNDER 12
FREE WITH PAID ADULT

This is the show you have all been waiting for! All of Atari's products on display and demonstrations of 2600, 7800, XE Game system, 4-bit computers, Atari ST and Mega computer system. See the *Newest*... Products available for your Atari. Attend seminars and conferences on desktop publishing, programming and more!

Friday, April 6 is for the TRADE ONLY.

THIS IS THE LARGEST ATARI SHOW HELD IN THE UNITED STATES... DON'T MISS IT!

April 6, 7 & 8, 1990

Friday 1PM - 5PM Saturday 10AM - 6PM - Sunday 10AM - 5PM

DISNEYLAND HOTEL
ANAHEIM, CALIFORNIA

Hotel, Tickets, and Special Discount Airfare
CALL FOR RESERVATIONS
(800) 842-9034 9 AM - 5 PM PST

Retail Dealers and Distributors are requested to pre-register for admission to TRADE ONLY day April 6, 1990. NO FEE, pre-registration is required. Call (503) 673-2295.

Dear Atari,

I really like the GEM desktop, but sometimes I wish I could:

- Avoid "window shuffle" — Run programs from icons placed on the desktop
- Find files faster — Display unique icons for all files
- Increase productivity — Assign keystrokes to menu commands
- Print Files Easily — Drag files to a built-in printer queue that acts like a disk drive
- Prevent accidents — "Undo" files
- Maintain 100% compatibility — Run any and all software
- Look sharp — Replace the desktop with a picture or pattern
- Save precious memory and time — Be small and stay in memory at all times
- Use existing icon files — Be compatible with other files

DC DESKTOP

"The GEM desktop just got better"

Only \$39.95
Available now

 Double Click Software

Double Click Software P.O. Box 741206
Houston, Texas 77274

Available now at your local dealer.
COD and credit card orders welcome. Mail orders add \$2 postage and handling (Foreign orders add \$5).
Texas residents add 8% sales tax.

Free updates! Each order includes a surprise gift!

Phone orders: (713) 645-3759
Support BBS: (713) 944-0108

cally highlighted. Make your choice; the first page, Expenses, is displayed. If you have more than 30 expense categories, the rest will be on subsequent screen(s). Follow the prompts for the next screen. When you're finished with expenses, the income categories are displayed. At the bottom, a net-cash-flow calculation is shown for the period shown. Follow the prompts to return to the Main Menu. The keyboard equivalent for this option is [Control]-[C].

Print Account Summary: Lets you print out data from the View Account Summary option.

Print Category Summary: Prints the same data from the View Category Summary option. Note that it always prints all 12 months' worth of data, regardless of the current month.

Sort/Unsort Categories: Sort the categories for display or printing in

PHAŞAR lets you assess your loans by analyzing the specific terms of each debt.

Loan Account Number:	1	2	3	4 (PgDn)
Account Specification				
Account Name	BOOKING	Car Loan	-	-
Original Date	Apr 19, 1977	Oct 1, 1986	-	-
Original Principal	\$61588.88	\$8888.88	-	-
Term (# of payments)	268	184	-	-
Interest (% annual)	9.875%	12.888%	-	-
# Payments per year	12	24	-	-
Date	Jan 22, 1990	Jan 22, 1990	-	-
Calculation Results				
Payment (each)	\$534.83	\$98.84	-	-
# payments made	153	79	-	-
Payments (total)	\$19258.88	\$18279.36	-	-
Interest (total)	\$12079.88	\$2279.36	-	-
Interest (this year)	\$1588.88	\$164.25	-	-
Balance (as of Date)	\$52998.85	\$2317.28	-	-

one of three ways: Ascending by Name, Ascending by Amount or Descending by Amount. Select whichever you desire, then select the type of data and the month or total. After the sort is completed, when you select View Category Summary, the data will be displayed, sorted as you requested. Select Original Order to return the categories to their original order.

Net Worth: Sets up a tailored Net

Worth Statement for your financial structure. It provides up to 40 lines of asset information and up to 40 lines of liability information, plus a final line showing the current Net Worth. When you select this option you are presented with a box letting you choose to Edit Assets, Edit Liabilities, View Statement, Print Statement, Clear Statement or Exit. Exit returns you to the Main Menu.



LIONHEART

BUSINESS & STATISTICAL SOFTWARE

Explanatory books with this professional compiled software; the new standard for statistical use. The influential Saybold Report on Professional Computing has this to say about Lionheart "...our sentimental favorite because of its pragmatic approach to the basic statistical concepts... The thinking is that the computer merely facilitates the calculations; the important thing is to be able to formulate a problem correctly and to determine what type of analysis will be most valuable. Let Lionheart help you get ahead of the competition!


- EXPERIMENTAL STATISTICS \$145
- BUSINESS STATISTICS 145
- MARKETING STATISTICS 145
- QUALITY CONTROL 145
- BIOMETRICS 145
- ECONOMETRICS 145
- FORECASTING AND TIME-SERIES 145
- SALES AND MARKET FORECASTING 145
- PROJECT PLANNING 145
- DECISION ANALYSIS TECHNIQUES 145
- OPTIMIZATION 145
- LINEAR & NON-LINEAR PROGRAMMING 145
- MULTIVARIATE ANALYSIS 145
- REGRESSION 125

SEND FOR FREE BROCHURE

P.O. BOX 379, ALBURY, VT 05440
TEL.: (514) 933-4918 FAX: (514) 939-3087

TOADFILE 44

\$899!



REMOVABLE CARTRIDGE HARD DRIVE

- 25MS ACCESS TIME
- 44MB PER CARTRIDGE
- 2 YEAR WARRANTY
- BUILT-IN CLOCK
- EASY TO EXPAND
- READY TO USE

ToadFile 44 & Variations

- ToadFile 44* (44 MB Cartridge Drive, 25ms time).....\$899
- ToadFile 94 (44 MB Cartridge + 50 MB Drive 40ms time).....\$1279
- ToadFile 109 (44 MB Cartridge + 65 MB Drive 40ms time).....\$1309
- ToadFile 129X (44 MB Cartridge + 85 MB Drive 28ms time).....\$1399
- ToadFile 88X (2 44 MB Cartridge Drives & Carts, 25ms time).....\$1549
- ToadFile 44S* (44 MB Cartridge Drive, Case, Power & SCSI In).....\$799
- ToadFile 44D* (44 MB Cartridge Drive Only, No Power or Case).....\$699

Toad Hard Disk Drives

- Toad 30* Drive 40 ms Access Time 3.5" Mechanism.....\$539
- Toad 50* Drive 40 ms Access Time 3.5" Mechanism.....\$599
- Toad 85* Drive 28 ms Access Time 5.25" Mechanism.....\$709
- Toad 100 Drive 40 ms Access Time 2 5.25" Mechanisms.....\$899
- Toad 170 Drive 28 ms Access Time 2 5.25" Mechanisms.....\$1399

* Drives available with a 3.5" or 5.25" DS/DD floppy disk drive installed for the ST for \$99 extra. All drives use the ICD Host Adapter and come with the latest version of the ICD formatting software.



Toad Computers
556 Baltimore Annapolis Blvd.
Severna Park, MD 21146
(301) 544-6943

FREE SHIPPING in 48 states on all orders! Prices reflect 4% discount for cash/check. We accept VISA, MC & Discover. MD residents please add 9% sales tax. Questions? Please Call! Extra Cartridges \$99!

Analysis

Help: Click here for special online help for the Analysis option only.

View/Edit Budget: Keyboard equivalent is [Control]-[B]. Sets up budgets for any or all of your categories. You're presented with a line asking which category you want. Then a screen is presented to let you enter budget amounts by month or for all months. Follow the prompts. When finished, press [Esc] to return to the "which category" prompt. If you select nothing here, the line is automatically filled with the next category name. Press [Esc] to return to the Main Menu.

Plot Trend vs. Budget: Displays graphs of your category data. Keyboard equivalent is [Control]-[P]. You're asked which category to plot; enter the appropriate name. Here, the List command also offers several

"composite" categories from which to choose, which allows comparative graphs to be drawn. If you want to print the graph, press [Control]-[M]. Follow the prompts to see a table of data displayed or press [Esc] to return to the "which category" prompt. Another [Esc] will return you to the Main Menu.

Loan Analysis and Savings Analysis work much the same way. They let you define up to eight loans or savings accounts to analyze the different sets of terms. Loan Analysis is also useful at tax time to estimate the total interest paid on a loan. When you select Loan Analysis, you are presented with a screen allowing room for four columns of loan data; press [Shift]-[Down-Arrow] key to scroll to the next page of four loans.

Enter the account name (not an account you have defined to PHASAR; it's just a name for this column of

data), the origination date, original principal, number of payments, the interest rate, number of payments per year and the termination date for which you want the loan calculated. PHASAR will then calculate and display the amount of the required payment, number of payments made, total of payments, total of interest paid, the interest paid this year and the balance of the loan as of the date you entered. Note: you must enter a name or PHASAR won't display the calculation results.

Savings Analysis works the same way except that you give the amount of payments you plan to make instead of the number of payments.

Setup

Help: Click here for special online help for the Setup menu only.

Set User Preferences ([Control]-[U]), **Setup Accounts, Setup Expenses,** ▶

Beckemeyer Development Tools

PO Box 21575, Oakland, CA 94620

Serving the Atari ST Community Since 1985

Hard Disk Toolkit **\$29.95**

Fast, Reliable Disk Backup

- Backup files too big for one floppy disk
- Automatically formats on the fly, up to 4MB per disk
- Up to 1Mb/min; no need for 1Mb RAM or RAM disk
- Restores files even from damaged floppy disks
- Tells how many disks are needed in advance

Hard Disk Sentry **\$49.95**

Repair and Optimize Disk Partitions

- Invaluable to Hard Drive users; works on floppies too
- Typically takes less than one minute for all partitions
- No programming experience required, fully automatic

MT C-Shell **\$129.95**

Multitasking/Multiuser Operating System

- Fully TOS compatible, runs GEM programs!
- Up to 12 users with optional multiport controllers
- E-Mail and UUCP networking available

VSH Visual Shell Manager **\$34.95**

Full GEM Windowing for MT C-Shell

TurboPOS **Starting at \$295.00**

Retail Point of Sale and Accounting

New Number (415) 530-9637

ATARI ST	\$2.00 per disk
PUBLIC DOMAIN	30 or more disks per order
and SHAREWARE	\$2.50 \$2.75
Limited Time Offer!	15-29 disks per order 1-14 disks per order
Catalog Disk - \$1	SHIPPING: \$3 US, \$4 Canada

108 Ramdisks and Print Spoolers	583 ARC 5.21B, ArcShell 2.0, Arcit.
135 Monopoly (COLOR)	584 LHarc- Better than ARCI
138 Wheel-of-Fortune (COLOR)	586 Two Floppy Disk Catalogers.
139 Spacewar 3.0 arcade game	587 Speed Reader, Diary Accessory,
223 Speech - read text files!	Appointment Calendar, ...
294 DeskPac Plus Accessory:	588 Typing Tutor, Hebrew WP.
notebook, phonebook, calc,...	589 Magnewriter (right clicks), Spell
315 2 Good Databases	Checker with 40,000 words.
334 JILCAD 2D - CAD program!	593 Music Inventory, MIDI programs.
(DBL/MEG)best in MONO.	594 Art ST drawing, SnapShot, Slick
359 Music Studio #6 - Many songs.	Slideshow (COLOR).
409 Unimem 3.0d modem prog.	600 Young Kids: Weegames and
413 Recipe program (COLOR).	Wuzzlers (COLOR).
446 ST Writer Elite 3.4.	601 Kids: Barnpix (Concentration),
520 Chess, Boggle, Cribbage,...	Dots2Dots, Bingo (COLOR).
522 ST Vegas (COLOR).	601 Kids: Barnpix (Concentration),
524 PacMan, Midway (COLOR).	Dots2Dots, Bingo (COLOR).
528 Jumper (QBert), Monopoly,	605 Lucky Day Lottery Picker,
HiQ, Taipan game (COLOR).	States & Capitals game.
544 Deluxe Fontmaster (MONO).	606 Word Search Puzzle Maker,
550 Opus 2.2 Spreadsheet (DBL/MEG).	Sherlock crime game, graphics...
551 BSTAT 2.05 Statistics (DBL/MEG).	612 Orbit (STOS Breakout), Shadow
570 Risk (MONO).	Box, Tetris (COLOR).
577 James the Butler ACC, VKiller,	615 Video Poker, Triple Yatzee,
QuickMenu, other utilities...	Tetris, ... (COLOR).
578 DCopy 3.2 and DCopy Shell,...	616 Jigsaw Puzzle, Colorquest
579 Utilities: Pack, Nullfill, Rattrap,	(Simon) (COLOR).
Mouse Accel, Screen savers,...	620 Great Mono Games - Drachen
581 Super Utilities: LG File Selector,	(Shanghai), Tetris, Lunar Lander.
Pinhead, Disk Cache, Newbell,...	621 Pentimo Puzzle and Columns
	(like Tetris) Games (MONO).
	622 Super Breakout (MONO).

Also disks for IBM PC (3.5" and 5.25" formats)
Check or Money Order. (COD - \$3 extra)
U. S. Dollars Only - Ohio add 8% tax.
Shipping per Order: \$3 US/APO, \$4 Canada

AccuSoft PD & Shareware
P.O. Box 02214, Dept. 3
Columbus, OH 43202

Each time PHAŞAR positions the cursor on the amount field, it displays a default amount which is the total amount minus the sum of the partials entered so far. When you reach the last partial entry, the amount shown should be the correct partial amount for the last entry you wish to make. These partial entries do not affect your account balance and are automatically confirmed, so they never show up when reconciling accounts.

Use Standard Transactions: Lets you to call up one of various transactions you've set up. It presents the list which you then modify and/or delete the entries you wish to change, supply correct amounts if different than the supplied value, specify correct check numbers. When you've made all the appropriate changes, press [Esc]. A box of choices is then presented. Accept the default to record them on disk.

Edit Standard Transactions: Lets you set up up to 17 groups of up to 20 transactions which can be called up by the Use Standard Transaction function. A great time-saver if you have a fair amount of repetitive transactions you enter regularly.

View/Edit Transactions: Lets you display a list of transactions based on specified selection criteria. The keyboard equivalent is [Control]-[V]. A screen is displayed for you to enter your criteria. Specify All or a list of one or more accounts, by name or number. Then specify the same for income and expense categories; you may also specify None for either. Then specify All or the payee string to search for, followed by the start and end dates to include in the search. Finally, specify whether or not to print the results.

Confirm With Statement: Choose this option to periodically reconcile

all of your accounts. First, enter the name or number of the account to reconcile. The beginning balance is supplied by PHAŞAR from the last confirmed balance. You then supply the ending date and balance from your bank statement (or use whatever date is appropriate for the other accounts); you can usually accept the PHAŞAR-supplied default for Confirmation string. Now, strike any key. PHAŞAR displays messages to inform you of the search; then a screen of unconfirmed transactions is displayed. Move the cursor to the Confirm column and press [Return] for each transaction that appears on your statement. If one doesn't appear, use the down-arrow key to space over it. If there is more than one page, press [Shift]-[Down-Arrow] to scroll to the next page and continue confirming transactions. When a message is displayed that the balances match, press [Esc] and

MEMORY UPGRADES

FOR ATARI ST & MEGA II

	4 MEG	2.5 MEG	2 MEG	1 MEG
MEGA II	270.00	*	*	*
1040 ST	480.00	270.00	*	*
520 ST™	480.00	270.00	*	95.00
520 ST	480.00	*	270.00	95.00

Prices include RAM chips, installation, 6 month warranty! 24 Hrs turn around for mail orders, or "while you wait" for carry in.

Don't take chances with solderless RAM upgrades. We use soldering on all connections of our upgrades to insure long lasting quality of contacts.

Memory Upgrade prices are subject to change due to market fluctuations. For more information and latest prices please call:

COMPUTROL INDUSTRIES

35-28 33rd STREET
ASTORIA, NY 11106
(800) 477-2131
(718) 392-5852
FAX: (718) 392-4136

Boost productivity and processing power of your ST with Turbo 16 Accelerator.....299.95

Automatically set system time and date with internal real time Clock/Calendar.....59.95

For maximum storage capacity and flexibility get internal or external Single to Double Sided Drive upgrade.....115.00

MasterCard


VISA

INTRODUCING the first **SOLID STEEL** holding clamp for your Joystick, and it's called...

NEW!

STIK-GRIPPER™

- **ALLOWS ONE HANDED JOYSTICK OPERATION!**
- **AVOIDS FUMBLING FOR THE KEYBOARD CONTROLS!**
- **EXCELLENT FOR FLIGHT SIMULATORS!**
- **GIVES ANY GAME THE TRUE ARCADE FEEL!**
- **TOTALLY ADJUSTABLE! CLAMPS ANY JOYSTICK UP TO 4 3/8" WIDE!**
- **RETAIL PRICE ONLY - \$18.95!**



NOW you can use BOTH your Keyboard AND your Joystick **AT THE SAME TIME!**

CALL your local computer store or send a check or money order for \$18.95 + \$1.50 shipping to:

Duggan DeZign Inc.
300 Quaker lane
Suite #7
Warwick RI 02886

RI residents add 6% tax

"It Clamps you into the Action!"

Category	Set Tax Advantage	Category Codes	Category	CODE	Actual Amt
Eloise Pay	\$6889.00	Interest			\$66.66
Egbert Pay	\$6889.00	Interest			\$0.00
	\$0.00				\$0.00
Water	\$429.50				\$0.00
Egg Sales	\$0.00	Incom Misc			\$289.00
		Expense Categories			
Groceries	\$555.14	E1 Fed Tax			\$1050.00
Electric	\$268.57	E11 St Tax			\$135.00
Nat Gas	\$225.17	E11 S5 Tax			\$402.00
Home Mortg	\$52.50	Retirement			\$150.00
Car Expens	\$1590.00	Eg Fed Tax			\$1140.00
Yrd Maint	\$130.93	Eg St Tax			\$150.00
Telephone	\$125.12	Eg SS Tax			\$450.00
Car Paymnt	\$497.88				\$0.00
Clothing	\$46.01				\$0.00
Tools	\$41.64	Charity			\$75.00
	\$0.00	Medical			\$249.43
Chkn Feed	\$36.45	Entertmnt			\$120.11

PHASAR's Tax Advantage Statement lets you calculate your total net worth based on your assets and liabilities.

View Account Summary: Displays a screen listing each account, its last confirmed balance and date, last unconfirmed balance and date and how many debit and credit transactions and their totals are in the file for that account. They represent the current unconfirmed transactions for that account. If there are more than 20, the rest are displayed when you strike any key to go to the next screen. At the end, the total number of unconfirmed balances is shown. The keyboard equivalent is [Control]-[A].

View Category Summary: Produces a two-screen display of your expense and income category data. You're presented with a box that lets you choose Actual, Budget or Difference. Select one with the mouse or cursor key; you're then presented with a box letting you choose which month or a composite total-to-date display; the current month will be automati- ▶

follow the prompts.

If you run out of transactions and the balances are incorrect, you are given six choices to remedy the situation: Re-examine Transactions, Enter Missing Transactions, Change Ending Balance, Accept Statement Balance, Sort Transactions or Revert To Original State. Select the appropriate option.

If you select Revert To Original State, there are several consequences. First, PHASAR will unconfirm all

transactions you just confirmed; all other edits you performed will be left unchanged. The last confirmed balance and date will be reinstated. Newly entered transactions will be left intact but unconfirmed; finally, all transactions you marked for deletion will be deleted.

Reports

Help: Click here for special online help for the Reports menu only.



See us in Tokyo!

The great world of ATARI hardware & software is even available in Japan! See us in Tokyo for your ATARI needs.

日本の東京にもあります。こんなお店...

ATARI グッズ在庫豊富です。

Cyber Control	Antic Software
Cyber Paint	Antic Software
Cyber Sound	Antic Software
Cyber Studio	Antic Software
Cyber Texting	Antic Software
Cyber VCR	Antic Software
Spectrum 3112	Antic Software
Pic'nit	Avant-Garde Systems
Music Sec	Data Pacific, Inc.
Spectra 128	Getters by Small, Inc.
Mark Williams C	Mark Williams Company
LASER C	Medamax Inc.
ST Scan Image Scanner	Navarre Industries
ST Sound Digitizer	Navarre Industries
ST Video Digitizer	Navarre Industries
Video Key	Practical Solutions
Monitor Master	Practical Solutions
Mouse Master	Practical Solutions
Supra Drive	Supra Corporation
EZ RAM II	Terrific Corp.

OPEN 10:00~20:00年中無休

ANDY'S MUSIC

コンピュータショップ コピーセンター

TEL 360-0251 FAX 360-0252 〒164 中野区東中野4-2-2

New From MichTron... Fast FAX

Fast FAX™, a full featured hardware and software package giving you the attributes of a Group III fax machine right from your computer.

Some Technical Specifications...

Hardware:
8Mhz 68000 Processor
32K RAM
64K ROM
Nonvolatile configuration storage

Data Rate:
V.29 - 9600bps, 7200bps
V.27 - 4800bps, 2400bps
V.21 - Channel 2 at 300bps
(with automatic fallback)

FAX Compatibility: CCITT Group III

Software:
Receive and Send Mode
1000 Address Phone book
Auto Scheduling
Multiple Scheduling

Fast Fax is available for the Atari ST, Commodore Amiga, and the IBM PC. The retail price is \$699.95.



576 S. Telegraph • Pontiac, MI 48053 • (313) 334-5700

Setup Incomes: See page 52 under "Setting Up PHA\$AR."

Set Up Check Printing: Lets you configure PHA\$AR to print your checks instead of you writing them manually. I recommend you ignore this option unless you use preprinted check forms; for a normal household, it just isn't worth it.

New Year Carry Over: Re-initializes your register file and places any uncleared transactions in month "zero" to make your next reconciliation easy. You will be asked if you wish to carry over any Standard Transaction pages you may have; choose whichever you wish. If you carry them over, you won't have to redo them. If you don't, you will have to redo all of them; if you plan on a major restructuring of your accounts and/or categories, this is the way to go.

PHA\$AR allows for up to 500 transactions per month

Create New Register File: Use this option to start a new file from scratch for the next year (covered above under "Setting Up PHA\$AR"). Be sure you have a separate backup of the files for the year just ending!

Tax Advantage Codes: Choose this only if you use the Tax Advantage program to do your taxes. The Tax Advantage manual contains the codes you need to enter here. If you use it, PHA\$AR displays a screen with your income and expense categories listed; just enter the correct code for each category you want to track for tax processing. Any category you do not wish to track,

leave blank. Just move the cursor past it; if you enter anything but the correct three-digit code, even backspacing will cause The Tax Advantage to flag that category as invalid and you'll have to re-enter the total to The Tax Advantage manually. This is also true if you enter an incorrect number.

Lists

Help: Click here for special online help for the Lists menu only.

View/Edit Names & Addresses: Lets you view or edit any names, addresses and telephone numbers that you've entered under View/Edit



CHECK OUT THE 'EYES

Give your Atari the 'Eyes...
with low-cost ComputerEyes video digitizers!

Easily capture beautiful color or b/w images from any home video camera, VCR, etc. Great (and fun) for all home/school/business applications: desktop publishing, paint programs, computer T-shirts, slideshows, image databases, etc. Use ComputerEyes images almost anywhere! Think of the possibilities!

ComputerEyes color for Atari ST - only \$249.95
ComputerEyes b/w for Atari ST - only \$149.95
ComputerEyes for XL/XE series - only \$129.95

For information, demo disk, call 617-329-5400
To order, call 800-346-0090

Digital Vision, Inc.
270 Bridge Street, Dedham, MA 02026

COMPUTEREYES

EXCITE YOUR COMPUTER

Rent it some software

Call toll free outside Texas: 1-800-433-2938
Inside Texas call: 817-292-7396

WEDGWOOD RENTAL
5316 Woodway Drive
Fort Worth, Texas 76133

Names & Addresses. You are asked which name to search for; enter at least two characters of the name. The program then displays the entry in a template. If there is no match, it will display up to three near choices. You may then use [Shift]-[Up-Arrow] or [Shift]-[Down-Arrow] to scroll through the list. If you wish to enter a new name, press [Insert] at the search-for prompt and the template will be displayed to enter the data. The keyboard equivalent is [Control]-[N].

Now the template for the remaining data is displayed. Enter telephone numbers on the first line. Enter up to three phone numbers on this line. The remaining four lines are for address information and any other data you wish to add. Edit existing entries the same way; type over the data and press [Return]. As you enter each line, press [Return] to move to the next line. If you wish to delete a line, place the cursor on the desired

line and press [Delete]. You can move the cursor by using the arrow keys. When you are finished entering or editing data, press [Esc] to return to the main menu.

Print Names & Addresses:

PHASAR prints all five lines of data you entered for each name. If you print checks with PHASAR, it will look in this file for any name and address information you want printed on the checks or you can provide it via the keyboard.

Print Telephone Directory: Prints all stored phone numbers. PHASAR looks for the phone numbers in the first line; it will print whatever you have entered there, however.

View/Edit Special Occasions:

PHASAR can store up to 250 dates and a one-line description for each. It only pays attention to the day and month, so it's geared toward annual

events. Though it's primarily for birthdays and the like, you can add any special event or appointment you wish. Press [Esc] to return to the Main Menu. ■

PHASAR guru Stephen Roquemore lives in Scottsdale, Arizona.

PHASAR 4.0 UPGRADE OFFER

Send the *original* START disk with PHASAR version 3.0 (not a copy), your name, address and daytime phone number along with a check or money order (drawn on U.S. funds) to:

PHASAR Upgrade
Antic Software
544 Second Street
San Francisco, CA 94107

Subscribers Only: \$39.95 plus \$3.50 S/H

Newsstand Buyers: \$69.95 plus \$3.50 S/H

(PHASAR version 4.0 normally retails for \$89.95)

Moving?



Fill in coupon and mail to:

START

Subscriptions:

P. O. Box 3805

Escondido, Ca. 92025

NEW ADDRESS

Name _____

Address _____

City _____

State/Zip _____

OLD ADDRESS

Name _____

Address _____

City _____

State/Zip _____

Introducing...

Fleet Street Publisher 3.0

Fleet Street Publisher 3.0™ takes a giant leap into the future! Easily, the most powerful desktop publishing application available for the Atari ST, *Fleet Street Publisher 3.0* is designed to produce high quality printed material without spending a fortune.

New Features

Fleet Street Publisher 3.0 gives you:

- The ability to create multiple page documents with automatic generation of headers and footers, from master pages.
- A Repeat feature for multiple duplication of text, effects, and graphics.
- The ability to flow text around any object.
- The ability to import Object-oriented drawings.
- A spelling checker with over 120,000 words.
- Printer drivers are available for a variety of printers.

Why be satisfied to remain in the Dark Ages of publishing, when you can leap into its future with *Fleet Street Publisher 3.0!* Join the *Fleet Street Elite*... and unleash your publishing potential today.



576 S. Telegraph • Pontiac, MI 48053 • (313) 334-5700

Be A Power



Getting the
Most Out
of this
Popular
Accounting
Package

PHA\$AR is a powerful tool for organizing your personal finances. But to the novice, such power can be a little intimidating. Steve Roquemore, who has used PHA\$AR almost daily for the past two years, leads you on an educational tour through some of the amazing things you do with this program. The article refers to PHA\$AR 3.0, which is on this month's START disk.



Phasar User

BY STEPHEN G. ROQUEMORE

To the uninitiated, PHASAR can be complicated and overwhelming. But it's really not that hard to use its many powerful features. In this article, I'll lead you through some of them so you can quickly become a "power PHASAR user."

The Cash Flow Statement

To help you control your cash flow, you need a very accurate "Cash Flow Statement" (also known as an "Income vs. Expenses Report"). The proper use of this function in PHASAR will let you keep very tight control of your money and will ease the burden at tax time, too.

First, use the Setup Menu to establish all of your expense categories. Here you need to be specific. Set up as many as you need. If you have a situation where one expense can cover tax-related and non-tax-related expenditures, create two expense categories. Be sure to create expense categories for your paycheck deductions for Federal and State taxes and FICA. Also, don't forget any local income taxes. Do this for each source of income you have (i.e., if your spouse also works).

Next, set up separate income categories for each job. Also set up "No Cash Flow" income and expense categories (more about this feature

later). Set up as many income categories as you need and avoid having to put anything in Misc. Income (or Misc. Expense). The miscellaneous categories are supplied by PHASAR.

Now go to Set Up Accounts. Create an asset account called "Deductions" or some similar name you'll immediately recognize as different from all of your other asset and liability accounts. Set the beginning balance to zero. This will be the account you always use to record your paycheck deposits. Also set up another dummy asset account with a zero balance. Call it something like "Adjustment."

Be sure to create an asset account for all your legitimate assets: house, cars, computers, and all the other things you own that could be sold for cash. Also set up asset accounts for each of your major credit cards and set the balance to whatever their credit limit is. Be sure the names are not the same as the names you'll use for these credit cards when you set up your liability accounts for each. Of course, you need to set up asset accounts for each of your checking and savings accounts, too.

Now set up a liability account for every place you make a payment to. This includes mortgages, loans, credit card payments, gasoline and store cards (if they work like a VISA), personal debts, etc. If you're renting

furniture to own, set up a liability for this and set the beginning balance (as a negative number) equal to the sum of payments required. If the payment includes an insurance fee or other amount not related to the actual cost of renting the item, then do not include that amount in the sum of payments.

(Remember: when setting up liabilities, the beginning amounts are always negative. The beginning balances should be the amount owed as of this minute.)

After you do all of the above, review the accounts and income and expense categories to make sure you have covered everything and that the balances are as correct as you can make them. Be sure you have also set up Expense Categories for all your payments to liability items. When you're satisfied that you have covered all the bases, exit to the main screen and Save Register File by pressing [Control]-[S] or selecting it from the File Menu.

The Net Worth Statement

You now have all the pieces in place to produce an accurate Cash Flow Report. But what of the Net Worth Statement?

At the main menu, click on Net Worth and you'll be presented with a submenu. Choose Edit Assets. On each line (up to 40) enter a name for ▶

the asset you want to show. Include your bank accounts, CDs — anything you've set up an asset account for. In the next column, type in the account name. This will automatically use whatever the current balance is whenever you View or Print the Net Worth statement.

Here's a tip: when entering the descriptions of each account, also type in as part of the description the account number for that account. This will serve as a very handy reminder later on when writing checks (either manually or with PHASAR). You should also use whatever lines are left over to enter descriptions and account numbers of other payments you must make (newspaper subscription, insurance payment, utilities payments, refundable deposits, etc.). Leave the dollar amount field empty except for deposits. You may enter the asset account name, or if you didn't set up

Entering an amount for 'All Months' will set each and every month to the same value; or you can use the up/down cursor keys to position on a specific month and change or enter an amount there. Strike Esc when finished. To the right of the budget amounts is a list of amounts actually spent and an overall summary of your full budget (for all categories for each month).

Income Category: Eloise Pay		Overall Budget Summary			
All Months:	0.00	Actual	Income - Expense	Net Income	
Jan:	2000.00	0.	2000.	3242.	-142.
Feb:	2000.00	0.	2000.	3142.	-142.
Mar:	2000.00	2000.	2000.	3133.	-133.
Apr:	2000.00	2000.	2000.	3123.	-123.
May:	2000.00	2000.	2000.	3113.	-113.
Jun:	2000.00	0.	2000.	3092.	-92.
Jul:	2000.00	0.	2000.	3082.	-82.
Aug:	2000.00	0.	2000.	3082.	-82.
Sep:	2000.00	0.	2000.	3082.	-82.
Oct:	2000.00	0.	2000.	3092.	-92.
Nov:	2000.00	0.	2000.	3112.	-112.
Dec:	2000.00	0.	2000.	3122.	-122.
Totals:	36000.00	6000.	35000.	37320.	-1320.

the deposits as assets, enter the actual dollar amounts.

When entering your cars, use the license plate number or the ID number from the title. When entering life insurance policies, use the policy number in the description, and enter the current cash value or the asset account name in the amount column. You could even enter a line that contains your family's Social Security numbers; this might be useful later

on for reference.

Anyway, you get the idea: document the blazes out of every item. Now do the same thing for all of your liability accounts. This can also include other things you consider a debt but did not set up an account for. For instance, you owe your aunt money but you didn't set it up as an account; enter it here with the balance you owe (not negative).

Now review everything on the Net

TRACKER/ST

The Ultimate Mailing List/Mail Merge/Person-Tracking Software

Tracker/ST is an exciting new application which combines traditional mailing list capabilities with a full built-in mail merge system, database-style reporting, and much, much more. Some of Tracker/ST's powerful features include:

- Full mail merge built in. Including word processing functions like cut & paste, bold, italic and underline. Merge letters to everyone or set up specific criteria for a merge.
- Computer aided entry saves you thousands of keystrokes (and lots of time)—up to 10,000 keystrokes saved per 250 names.
- Ten preset label formats for single, 2 or 3 across labels, and laser printed labels. Edit these and add your own for custom label formats.
- One-step "membership aging" automatically tracks remaining time in a membership or subscription. Great for groups with memberships that need to be adjusted on a weekly, monthly or annual basis.
- Full GEM interface with drop down menus, click on buttons and keyboard commands for ultimate ease-of-use.
- Unique "Quick Letter" option when you need to send a single "almost form letter."
- Unlimited notes for each person in your Tracker/ST files. Notes are not limited to a single line.
- Category, date, rank, source and ID fields to help you identify each entry in your list.
- Full reports to screen and printer, including easy-to-use grouping, counting, and summarizing.
- Sort reports on any field and set up specific filters for fine-tuned reports.
- Print labels for all names or set up your own specific criteria.
- Import and export names in ASCII and Tracker/ST formats.
- Easy transfer of names from all popular ST data management packages into Tracker/ST.
- Number of names limited only by disk space. 1800 names per floppy disk, 45,000+ on hard drive.
- Comprehensive manual with tutorial and complete cross-referenced index.
- Installs easily on your hard drive. Not copy protected.

Perfect for businesses of all types, religious/school organizations, theater/music groups, photographers, freelance writers and artists, clubs, newsletter publishers, galleries, managers, salesmen, etc.

Send check or money order for \$79.95 to:
Step Ahead Software, Inc.

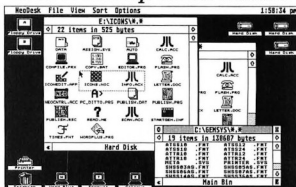
496A Hudson Street, Suite F39
New York City, New York 10014
Call 212-627-5830 for phone
orders or more information.
Dealer Inquiries welcome.

Color or monochrome monitor. One megabyte of ram and a double sided drive required. Hard drive strongly recommended.

Step Ahead Software

NeoDesk 2.0

The Desktop Alternative



Icon & text displays not available at the same time.

The Ultimate Upgrade for the Atari ST!!

NeoDesk is a complete replacement for the built-in GEM desktop. Its hundreds of features are clearly documented in an 85+ page illustrated manual! Once you try NeoDesk you will never want to use the old desktop again!

Features include: High-speed file and disk operations (no more multiple disk swaps)! • Unique custom file icons for any file (includes icon editor) • Place commonly used file icons right on the desktop • Run these from the mouse or keyboard (hot keys) • Twenty character editable disk volume name • Replacement control panel with corner clock and screen saver • Printer queue • Keyboard equivalents for all commands • Mono & color support • Improved disk formatting • Enhanced install application (This one works!) • File templates • 25%-30% faster windows • Requires less than 2K of RAM • Place a picture on the desktop • Multiple desktops • Many more!

For Only \$49.95

GRIBNIF SOFTWARE

Orders only: (800) 999-GRIB • Inquiries: (413) 584-7887
Fax: (413) 584-2565 • P.O. Box 350 • Hadley, MA 01035

Worth Statement to make sure you've got it all right. View the Net Worth to see if you like what you see and change anything that doesn't suit you. When you're satisfied return to the main screen and save the register file again.

Now go to Enter Transactions. Select the Adjustment account mentioned earlier. Enter a payment for one dollar to Misc. Expense; use 12/31/89 for the date. Now enter the same transaction, same date, for a negative one dollar. Return to the main screen and select Reconcile Account. Clear both transactions in the Adjustment Account; use Ending Balance of zero and 12/31/89 as the date. Now press [Esc] to return to the main screen, following the prompts. Save the Register File one more time.

Standard Transactions

That was a lot of work, but I think you'll find it was worth it. Just re-

member, you only have to do it once!

There are a couple of more things to do, however, before you can become a true "power PHASAR user." First, you must set up Standard Transactions for all your regular payments and deposits; and you must set up Budgets for all of your expense categories and those income categories that are regular in nature (e.g., paychecks).

The PHASAR manual describes well the process of setting up Standard Transactions. Just a few hints, though: set up a separate page for each paycheck deposit and for different types of payments. For instance, set up a page for insurance, a page for utilities, a page for rent or mortgage and so on. This makes entering transactions more manageable. When entering the paycheck deposit(s), use "Deductions" as the account; show the gross amount of the check as the deposit amount, to

the appropriate income category; enter payments to the appropriate expense categories for your tax deductions, medical and life premiums withheld, etc. Any cash amount you normally withhold when you deposit the check should be entered as a transfer to the cash account (PHASAR-supplied). The remaining amount is the actual deposit amount to your checking (or savings) account; enter this as a transfer to that account. The remainder should now be zero. The reason for doing things this way is that you now track gross income and will have the right figures for tax time.

Now set up Budget amounts for all Expense categories and the regular Income categories. Some expense categories won't need a budget, like Misc. Expense; but enter as many as you can reasonably estimate. When you're finished,

continued on page 70

SOME LIKE IT... **HOT!**

The CodeHeads announce:

HOT WIRE + **MAXI FILE**

- When the START editorial staff first saw HotWire, our collective reaction was "Wow!"
- By far the fastest, easiest way to run programs on the Atari ST... from a floppy disk or from a hard drive!
- Build menus for all your most commonly-used programs. Load new menus with a single keypress or mouse click.
- New Ledger function records time spent in programs of your choice.
- Passwords may be used to restrict unauthorized access to certain programs.
- New on-screen clock, appears in the programs that you choose.
- Unlike other shells, HotWire works correctly with all programs, just like the GEM desktop.
- A seamless interface offers direct access to MultiDesk and MaxiFile.
- Full-featured file-handling utility lets you move/copy/delete/rename/touch/lock/hide any combination of files and/or folders.
- Runs as a desk accessory or as a program in any resolution.
- Incorporates every Miledisk feature of the GEM desktop plus much more.
- Intelligent disk copying routines.
- Rename folders - Point directory listings.
- Store comments about any file/folder.
- Unique and intuitive user interface designed for easy, speedy operation.
- Customizable for your style of use.
- Keyboard equivalents for all operations.
- Quickly select from up to 20 of your most-used paths.
- Even runs programs and loads documents.

Here's what our users are saying about HotWire and MaxiFile:

"The HotWire/MaxiFile combo has changed the way I use my ST."
"I haven't used the standard GEM desktop in weeks."
"Without HotWire and MaxiFile I'd be totally lost on the ST."
"...a tribute to assembly excellence..." - "MaxiFile is a wonder!"
"HotWire and MaxiFile really beat up on the competition!"
"...you'll need to package it in an envelope because it is too hot."
"AWESOME!" - "Super!" - "a veritable software gem!"

HotWire Plus (includes MaxiFile).....	54.95
MaxiFile.....	34.95
HotWire.....	39.95
G+Plus - a replacement for Atari GDOS.....	34.95
MultiDesk - load unlimited desk accessories.....	29.95
CodeHead Utilities - a collection of useful programs.....	34.95
MIDIMax - a powerful MIDI tool for performers.....	49.95

Phone: (213) 386-5735.
Visa, MasterCard, AmEx
accepted. Shipping
charge: US \$2, Canada \$3,
Europe \$5. CA residents
add 8.5% sales tax.

CodeHead Software
P.O. Box 74090
Los Angeles, CA 90004



SAFE AT ANY SPEED

Transmitting at high speed can be dangerous to your wallet on most major online information services. DELPHI has made high speeds safe, with no surcharges for 1200 or 2400 bps access.

So put your ST into high gear and download from a library of thousands of programs (including the entire databases from ANALOG and ST-LOG), challenge new friends to multi-player games, comparison shop, scan the newspapers, or make plane reservations - all for as little as \$4.80/hour.

Join DELPHI now for only \$9.95 and your first hour is FREE! With your computer and modem, dial 1-800-365-4636. Press Return twice. At Username: type JOINDELPHI and at Password: type START.

DELPHI

The Autobahn of Online Services Since 1982

General Videotex Corporation • Three Blackstone Street • Cambridge MA 02139
800-544-4005 • 617-491-3393

Disk Contents

Programs on Side 1 of Your START Disk

BUDGETING BONANZA

Account Specifications			
Account Name	Car Loan		
Original Date	01/01/87	01/01/1988	
Original Principal	\$4100.00	\$4000.00	
Term (in payments)	24	24	
Interest (if annual)	9.875%	12.000%	
# Payments per year			
Date	Jan 22, 1988	Jan 22, 1988	

Calculation Results			
Payment (total)	\$154.82	\$108.34	
# Payments Made	0	0	
Payment (total)	\$1548.20	\$4329.36	
Interest (total)	\$2270.00	\$1275.36	
Interest (this year)	\$1288.00	\$184.26	
Balance (as of Date)	\$2812.00	\$1217.00	

PHASAR 3.0 PAGE 50

1987 Income Tax Worksheet Form 1040	
1 FILING STATUS	
2 1 SINGLE	\$1,000
3 2 MARRIED FILING JOINTLY	\$1,000
4 3 MARRIED FILING SEPARATE RETURNS	\$1,000
5 4 HEAD OF HOUSEHOLD	\$1,000
6 5 QUALIFYING WIDOWER/SEPARATED INDIVIDUAL	\$1,000
7 Enter filing status number here	
8	
9 Enter total number of exemptions	
10	
11	
12	
13	
14	
15	
16	
17	
18	
19	
20	
21	
22	
23	
24	
25	
26	
27	
28	
29	
30	
31	
32	
33	
34	
35	
36	
37	
38	
39	
40	
41	
42	
43	
44	
45	
46	
47	
48	
49	
50	
51	
52	
53	
54	
55	
56	
57	
58	
59	
60	
61	
62	
63	
64	
65	
66	
67	
68	
69	
70	
71	
72	
73	
74	
75	
76	
77	
78	
79	
80	
81	
82	
83	
84	
85	
86	
87	
88	
89	
90	
91	
92	
93	
94	
95	
96	
97	
98	
99	
100	

TAX TEMPLATES PAGE 72

Tired of shuffling through a shoe box crammed with receipts, squinting at the marks left by faded ribbons, trying to remember the amount of the check you forgot to record? Organize your finances with this month's feature program, **PHASAR**, the Professional Home Accounting System and Register, written by Tom Marks of Marksman Technology. The program has been split into two arcfiles, titled **PHASAR version 3.0** and **PHASAR Datafiles**.

And speaking of money, Uncle Sam wants his share. Yes, it's tax time again, and we're presenting Tom Chandler's **1989 Tax Templates** to use with LDW Power. In addition to the 1040 long form and its accompanying schedules, we've included spreadsheets for calculating income from selling your home and moving expenses.

With the spare change left over after your annual IRS payment, you can have some fun, Las Vegas style, playing Mark Siegel's **Super Jackpot Slots**. You have nothing left over, you say? Don't worry. You don't have


to risk a cent (and, unfortunately, you can't spend your winnings).



NOTE: Due to the number of complaints we've received about the Heidi format, this is the last month we're using it. We haven't decided yet what will replace it, although we promise it will be more stable and straightforward than Heidi.

**DISK
INSTRUCTIONS
ON PAGE 69**

Your Financial Partner



All New!
Version 4.0

PHASAR

PHASAR 3.0 Owners:
Upgrade to 4.0 for
only \$39.95
direct through Antic
Software

Take Control of Your Financial Future!

Introducing PHASAR 4.0; a completely redesigned and improved version of the home accounting program that reviewers and users have consistently found to be the easiest to use and most powerful money manager available.

NEW FEATURES

- 999 expense/income categories
- 500 accounts (VISA/checking, etc.)
- Up to 1500 transactions per month
- Set up and analyze finances quickly with new budgeting system
- Artificial intelligence parser predicts input, minimizes typing.
- Improved interface with multiple scrolling windows
- Print checks the way you want
- Never miss a payment with automatic payment reminder alarm
- Get the job done fast--Completely re-coded for increased transaction and processing speed
- *1989 Tax Templates*

PHASAR 4.0 gives you the tools you need to plan and track your finances. To ensure that you get the most benefit from your hard-earned income.

PHASAR 4.0 helps with your taxes too: shows your tax liability at any time and takes the hassle out of preparing your tax return at year-end.

PHASAR 4.0 even has a built-in date and time organizer to help you keep track of critical events and dates.

TRANSACTIONS

PHASAR's new and improved interface gives you complete mouse control of financial operations. Easily step through account and ledger windows to complete your transactions with a click of the mouse. Plus.....

- Create up to 200 common payees for repetitive entries
- Automatically transfer funds between accounts
- Split-category transactions
- On-line calculator
- Instant context-sensitive help

BUDGETING

Extensive Budgeting System incorporates powerful HYPertext functionality for easy access to all your budgeting information.

- View budgeting information by any period of time, previous month(s) and current
- See actual and projected budgets side by side
- On-screen display of budget transaction details
- All information is accessed on-line and in real time

REPORTS AND ANALYSIS

- Analyze loan/savings plans
- Clearly formatted printed reports include: account summaries, category summaries, net worth statement, tax calculations and more...
- Sort expense and income categories in any order

Amiga® or Atari ST version: \$89⁹⁵

Available at your favorite store
or order Toll Free by phone:

(800) 234-7001

Antic Software, 544 2nd St.,
San Francisco, CA 94107
(415) 957-0886



Disk Instructions

Now Using Your START Disk is as easy as 1, 2, 3!

Running the START Menu Program

From a Floppy Disk: Put your START disk in drive A and turn on your computer. The START menu program will come up automatically.

From a Hard Disk: Boot your computer as you normally would. If you're using a color system, set the computer to medium resolution. Put your START disk into either drive A or B, and double-click on the drive's icon. After the disk's directory appears, double-click on START.PRG. Note: Do not run the menu program from your hard drive! Each issue's disk has its own START.INF file which must be in the same directory as START.PRG.

When the menu program first runs, it will ask you to describe your floppy disk drive configuration. It is very important that you enter this information correctly, as the program will use the information later to correctly back up and prepare your program disk. Click on Single or Double sided for both drives A and B; if you only have one drive, the Drive B buttons will be greyed out. If you are unsure whether your drives are single- or double-sided, click on Help.

What Then?

This is where accessing your START programs gets easy. Just follow these three steps:

Format Disk

1. Here, you can format a single- or a double-sided disk in either drive A or B. Click on the drive containing the disk to format, select Single or Double sided and then click on Format. Formatting a disk will delete that disk's contents. Do not format your START disk.

Backup START Disk

2. We recommend that you make an archive copy of your START disk, which is in the special Heidi format. If you have a single-sided drive you can back up Side 1 of your disk onto one single-sided disk. We also recommend that you borrow a friend's drive to back up Side 2 of the disk onto another single-sided disk. If you have a double-sided drive, you can back up the disk onto one double-sided, Heidi-format disk. The computer will rely on the system configuration information you entered earlier to tell you which disk needs to go in which drive.

Prepare Disk

3. This is the heart of the START menu program. The Prepare a Disk option brings up a window that lists the names of the programs, source files and demos on this issue's disk. The names of the programs will be given in full; you don't have to worry about the specific names of the archive files. If a program has accompanying source code on the back side of the disk, the entry will be listed separately. For example, one entry may be "Avecta I: Ehora" and an entry further down would be "Source Code for Avecta I: Ehora."

Next, a dialog box will ask for the destination directory, and whether you wish to send the program files to a folder. The destination directory may be a floppy, hard drive or RAM disk. If you wish to put the files in a folder, the program will offer you a default folder name. Press (Return) to use this name or edit the path directly. If the folder does not already exist, the program will create it. If you select drive A or B as your destination drive, the program will ask

you if you want to format the destination disk. The menu program will then un-ARC the files directly to the destination drive, and will minimize disk swapping by analyzing the drive configuration you specified earlier.

Bonus Options

Each month, your START disk menu program will include special bonus information ranging from the issue's disk contents and coming attractions to special subscription offers and the latest-breaking Atari news. Click on the various menu buttons and scroll through the main menu window to read this information.

And There You Have It

For more detailed instructions, click on the Help button. Click on Exit to return to the Desktop. And that's all there is to it — un-ARcing START programs was never easier!

Credits

Your START disk format and interface were developed by some of the most talented programmers in the ST world. Contributing Editor **David Ramsden** wrote the interface for the menu program and the custom unARcing routines that are as much as 40 percent faster than ARCX.TTP. Contributing Editor **Dave Small** and **Dan Moore** wrote the Heidi formatter that made the back side of the START disk accessible for the first time. **Charles Johnson** of Codehead software wrote a custom version of the STARTGEM program that lets the menu program run at boot time even though it's GEM-based

continued from page 65

you'll be set up to graph your Actual vs. Budget expenditures to see how you're doing and to make any necessary adjustments.

If you plan to write checks with PHASAR, you also need to enter all the appropriate information in the PHASAR Names file. The manual will guide you here. If you're using version 3.01 and you use or plan on using The Tax Advantage tax program by Double Eagle Software, you also need to go to Set Up Tax Advantage Codes in the Setup Menu. The Tax Advantage Manual will supply the appropriate codes you'll need and the PHASAR manual tells you how to enter the codes.

Now, exit the program after saving the Register File one last time. Copy the

I don't even use a spreadsheet for budgets anymore.

register file to a backup disk and guard it with your life! I say this because I once spent over a week rebuilding my file after I somehow trashed it. But I know the fault was all mine — PHASAR has not caused one error in over two years of daily use.

What's the Point?

You may be wondering why all this work is necessary. I'll try to make all of this clear.

First, we've already discussed the necessity for an accurate Cash Flow Report and Net Worth Statement. The Net Worth Statement can also aid you when you apply for a loan, so if you keep all of the relevant data there, it will save time when you go to the bank or finance company.

Second, most people only show their loans and credit card payments

LIABILITIES:	Total Assets: \$108065.
Hone Mortgage Balance	\$60000.
Car Loan Balance	\$4500.
Visa Charge Card	\$450.
Sears Charge Card	\$157.
	Total Liabilities: \$65115.
	NET WORTH: \$42950.

Strike SPACE BAR to continue . . .

PHASAR's Net Worth Statement lets you calculate your total net worth based on your assets and liabilities.

as expenses, so they don't have the capability of tracking these balances and checking their credit card transactions. By keeping these as liabilities, and posting payments to the liability accounts, you can monitor the actual remaining balances, and show them on the Net Worth Statement. Remember, all assets and liability accounts must be reconciled periodically (not just the bank accounts), or at year's end you'll fill up next year's file with stuff you don't need. You need to do this anyway to track credit card transactions and the like; I've caught more than one error on my credit card statements this way.

Some people show these assets and liabilities as described above, but do not have an expense category for them so they can track the actual payments. This gives them an accurate Net Worth Statement, but the Cash Flow Report doesn't reflect their actual "expenses vs. income." That's why you also have an expense category for each liability payment.

Every Problem Contains Its Own Solution

Now that you have all this set up, there are two ways to enter your transactions to support this activity. But first, a little background. PHASAR, as good as it is, has one flaw: when entering split transactions, you can only split between different expense (or income) categories; you cannot split between an expense and a liability, nor

between an asset and an income category. It also forces you to treat payments to asset or liability accounts as transfers.

Because of this limitation, use the "adjustment" account. When you set up the Standard Transaction Page for Liabilities, you should have entered the payment as a transfer from the paying account to the Liability account. This will accurately reflect the balances in both accounts. You also should have set up a payment from the Adjustment account to the corresponding expense category for that liability. By the way, this theory also holds true when you have a normal payment from checking to savings. You should have an expense category for savings.

A side effect of these limitations is that if you do things as I just described, normally your paying account will show a double payment which you would have to play around with to get your paying account to show the correct balance. If you remember, I told you to enter those two offsetting payments in adjustment for 12/31/89 and reconcile them as of 12/31/89. We're now using PHASAR to overcome its own limitation!

Any time you enter a transaction in the adjustment account, you'll specify the real date, which of course will be earlier than the last-reconciled date. PHASAR will then ask you if this is already accounted for. You will enthusiastically answer yes. This causes the amount of the transaction to be

correctly posted to the expense (or income) category, but not affect any other balances, including the zero balance of adjustment! Your normal paying account is not affected, of course, because the payment was not issued from there. If you enter a date of 12/31/89, you're still OK.

You should handle all payments to expense categories for liabilities (and assets, for savings and the like) this way. Your normal paying account will always be accurate and your Cash Flow Report will be too!

Remember to post transactions from cash against your Expense categories as accurately as you can. The ideal is to wind up at the end of each pay period with a zero balance in cash. This means that you have accurately (we hope) accounted for every penny spent. Now, of course this isn't going to happen in the real world, but give it your best shot. Any leftover in cash should be posted to Misc. Expense, since one way or another, the cash went *somewhere*.

Come Tax Time

A comment or two on handling tax time: PHASAR has a nice program for doing your taxes, but I never used it because I've used The Tax Advantage (Simon & Schuster) ever since it was released. I highly recommend you use this product. PHASAR v. 3.01 lets you set Tax Advantage Codes in your Register File for use by The Tax Advantage. At tax time, you just copy PHASAR.REG to your Tax Advantage data disk and the program loads all your tax data for you. Bear in mind that it will only load those categories that have Tax Advantage Codes entered in the Register File, so do the best job you can in setting up your expense and income categories and applying the correct codes. It takes me less than one hour to completely do my Federal taxes this way, including the Long Form, Schedule A and detailing of miscellaneous deductions.

No Cash Flow

Sometimes you have a deposit and/or a payment that just doesn't fit into your regular category and account structure. If you handle it in the normal way, it will skew the results of your Cash Flow Report so that it doesn't reflect reality. In this case you post the transaction to "No Cash Flow" and the amount will not be shown in your Cash Flow Report, but your overall financial position will still be accurate. When you print or view your Category Summary, these are treated like net cash: they are shown, but not totaled.

An example would be when your company gives you a check for \$2,000 to pay the movers when you're transferred to a new state. If you handle it this way, the deposit will not affect you at tax time, nor will it inaccurately inflate your overall income total. When it comes time to pay the movers, you post the actual amount, if equal or less than \$2,000, to "No Cash Flow" expense and the remainder to "Moving Expense." This amount also needs to be taken out of "No Cash Flow" income and shown as miscellaneous (taxable) income, unless you have to give it back to the company. Usually, it can be applied against your other moving expenses. If the payment to the movers is greater, then the \$2,000 is entered to "No Cash Flow" expense and the rest is posted to moving expenses.

Conclusion

I hope this has been helpful to you. I have found the combination of PHASAR and The Tax Advantage to be more than capable of handling all of my needs financially. I don't even use my spreadsheet for my budget anymore. ■

Steve Roquemore is a freelance writer who lives in Scottsdale, Arizona. His past work includes a review of PHASAR 3.0 in the June 1989 issue of START.

SQ44-ST 44 Megabyte Removable Cartridge Hard Drive

Complete Systems From

\$899

Features a SyQuest Drive and One 44 Meg Cartridge
2 Year Warranty - Cooling Fan, I/O Host, Clock & I/O
Software - Rated 25 Ms/00K/s - Free Particopy,
Backup Software from Start - Autobooting Ready to Run

Shoe Box Case \$899

2 Drive Slots IBM Style- 7" Wide x 7" High x 15" Deep

Single Drive Case \$919

Compact Size - Fits in a Briefcase

6" Wide x 2 7/8" High x 13" Deep

Under Monitor Case \$929

2 Drive Capacity - Ready for 2nd SCSI Drive

15" Wide x 3" High x 14.25" Deep - 95 Watts

Add a Seagate Hard Drive

49Mb ST157N1, 28Ms \$379

85Mb ST296N, 28Ms \$499

Floppy Drive installed 3.5" or 5.25" \$99

External 3.5" DDDD Drive \$139.

Carter Graphics & Computers

21 North Main Street - Logan, Utah 84321 Since 1985

Free Shipping on Pre-Paid Orders

Call (801) 753-1399 to order


Pricing is for Cash/Check. Visa/MC/AMEX/COD-Accepted

Overnite and Saturday Delivery Available. Credit Cards add 3%

DAMAGED DISK ?

Subscribers: simply call our distributor at (619) 485-7754 and ask for a new one.

Newsstand buyers: send your damaged disk to:
START Customer Service
544 Second St.
San Francisco, CA 94107
We'll mail you a new one.
Allow three weeks for arrival.



IT'S TAX TIME

AGAIN



START's 1989 Federal Tax Templates

TEMPLATES BY TOM CHANDLER

ARTICLE BY ANDREW REESE, START GRAPHICS EDITOR

It's time once again to file those tax returns with the Internal Revenue Service. On your START disk is a template for use with LDW Power. If you have the program and 1MB of memory or more, you're all set to get your return filed accurately and on time.

April 15 isn't far off, but help is on the way in the file TAX89.ARC on Side 1 of your START disk.

Tearing your hair out doing your taxes? Almost ready to hire a CPA? Before you go bald or broke, try loading our 1989 Tax Templates into the LDW Power spreadsheet program. These templates will help you prepare the following forms for 1989:

- Form 1040 (Long Form)
- Schedule A (Itemized Deductions)
- Schedule B (Interest and Dividend Income)
- Schedule C (Self Employment Income)
- Schedule D (Capital Gains)
- Schedule E (Supplemental Income Schedule)
- Schedule SE (Social Security Tax)
- Form 2106 (Employee Business Expenses)
- Form 2119 (Sale of Home)
- Form 3903 (Moving Expenses)

Getting Started

START's 1989 Tax Templates require an ST or Mega with at least 1MB of memory; LDW Power from Logical Design Works; your 1989 Form 1040 and Instructions; and your START disk.

For further tax assistance there are a number of books available at bookstores and newsstands or you can pick up a free copy of Publication 17, Your Federal Income Tax, from the IRS. You may also want to have a printer connected to your ST, so that you can print out your completed templates.

To get started, boot this month's START disk; the START menu program runs automatically. At the main screen, click on Prepare, then select "1989 Tax Templates." The spreadsheet will un-ARC directly onto the destination disk you specify. Included within the same directory is an ASCII-text READ_ME file that lists all the forms used and where they're located within the template.

Now, start up LDW Power. Load in 89TAX.LDW and you're ready to begin.

Spreadsheets and Taxes

Each piece of information is entered in a spreadsheet cell — similar to the lines and columns on your tax forms. We've already derived and included the formulas you'll need. If your data changes (you find another stack of receipts, for instance) go to the appropriate location, change the number there to the correct figure and the relevant portions of your tax return will be recalculated.

Many different taxpayers can use the same tax template. For example, you can save your own template out to disk under the name MYOWN.LDW and then reload the blank template for your brother to use. He can then save his to disk under the name BROTHER.LDW, and your aunt can then use the blank template.

Keep your IRS Forms and Instruc- ▶

tions booklet nearby while you're preparing your taxes. While we have identified every line on the template with the line number from the forms, we couldn't include all of the notes, references and cautions on the original forms. You'll need the instructions to decide how to treat some of your income and expenses.

If you need to complete forms that are not a part of this template, you'll have to complete them manually and then transfer your figures from them into the spreadsheet. The program and template can take over from there.

You'll have to compute your own tax; we just couldn't include all of the Tax Tables and Tax Rates without ballooning the size of the template. Once you complete Form 1040 down to Line 37, Taxable Income, follow the instructions from the IRS to calculate your tax and enter it on Line 38.

When you complete your template and arrive at a correct figure for Line 63 or Line 65, save your template to disk! Then, follow the instructions that came with your spreadsheet program to print out a copy. LDW Power comes with a utility that lets you print spreadsheets sideways, enabling you to fit wider printouts on a page. See the appendices to the LDW Power manual for directions. Remember that the IRS will not accept your printed spreadsheet in lieu of completed forms; you'll have to manually copy the figures onto your official return.

As with any complex and important project, be sure to save your work often and examine your results with great care. If something doesn't look right, check your figures carefully and if you can't find any errors, seek the advice of a professional tax preparer. The most common errors reported by the IRS are incorrect data entry and arithmetic errors. To the extent possible, we've included formulas that will make correct calculations, but you're responsible for entering your information correctly. (Editor's Note: *START cannot be held responsible for any mistakes that might be made in your tax calculations as a result of using this template.*)

Good luck! And remember: tax avoidance is not a crime, but tax evasion is! ■

Andrew Reese is special Graphics Editor for START and a former attorney and tax preparer. Tom Chandler is a Certified Public Accountant in the San Francisco Bay Area.

PRODUCTS MENTIONED

LDW Power, \$149.95.
Logical Design Works, Inc.,
780 Montague Expressway,
Suite 205, San Jose,
California 95131, (408)
435-1445.

REV UP

Discover maximum driving pleasure with Alpha Systems products. Software and hardware known for high marks in gutsy technology, understandable documentation and, yes, super, low prices.

Get more mileage out of your ST. Choose Alpha Systems. Ultra performance — now and to grow on.

ST PROTECTION TECHNIQUES (Book/Disk Set)

NOW SHIPPING!

Everything you always wanted to know about protection schemes and state-of-the-art in copy protection.

Includes software disk with *Automatic Program Protector*. Let's you create custom disk formats and check them automatically. Learn how to specify password requirements, disk checks, and set limits on number of program runs.

Also contains reviews of popular ST back-up programs and detailed explanation of ST disks and drives.



Only \$39.95

NEW! BACK TRAK UNLEASHES DOUBLE-SIDED DISK DRIVES

New Back Trak software gives ST users more — for less.

Double-sided drives are now standard equipment on all ST computers, but software companies continue to churn out programs on single-sided disks. For those of you with double-sided disk drives, it means wasting 50% of your disk's capacity! With blank disks costing up to \$5 each, you waste dollars every time you buy a program or make a back-up!

Back Trak allows access to backside of single-sided disks, doubling your storage capacity. Use newfound space for files, saved games, even boot (self-loading) programs. Back Trak lets you boot off front or backside of disk. And, allows booting from drive A or B. (Booting from drive B proves invaluable if your internal drive ever breaks down.)

Fully compatible with copy protection programs like *ST Copy*, *Copy II ST* and *ProCopy*. Back Trak even lets you protect programs on the backside of your disk. For example, save games on backside of *Dungeon Master* — then switch back and forth instantly without swapping disks. Or, save a two-disk set on a single disk.

Every time you use Back Trak, you save time and money. And, you'll see less wear and tear on drive heads as you utilize your double-sided drive's full potential.

With this pure software program, there are no special connectors to fool with. No cables to cut.

Only \$29.95

SWITCH/BACK MAKES YOU A SWITCH HITTER

You'll wonder how you ever got along without it!

Switch/Back lets you load two or more programs into your ST and switch between them with lightning speed. Works with games, business programs, utilities, compilers, you name it. Although only one program is running at a time, the other is available instantly. A press of the button returns you right where you left off! Ideal for word processing and customer service applications.

Gaming feature lets you save almost any game, then continue playing. If you get into trouble, just switch back to where you were, as many times as you like! Instant replay!

What's more, Switch/Back lets you save many protected programs as standard TOS files — to be stored together on disks, compressed, or even run off a hard disk.



"Switch/Back has saved me time and money and proven to be an excellent tool for practical as well as entertainment applications."

Judith Chang
ST World, August 1988

"Alpha Systems has done it again. Another great product!"

LeRoy Valley
ST Insider, August 1988

Switch/Back combination hardware/software package requires at least 1 meg of RAM (or a Megadisk or Polydisk cartridge). Hardware plugs into printer port for easy use. It's transparent to any printer activity. Just plug it in — leave it in.

Only \$69.95

24-Hour Hotline: (216) 374-7469

Customer Service: (216) 467-5665 M-F/9 AM -3 PM EST
Call or write for FREE catalog.

VISA & MasterCard Welcome.

Order by phone or send check or money order to:
Alpha Systems, 1012 Skyland, Macedonia, OH 44056
Include \$3.00 ship. & hlg. (US & Canada).
Ohio residents add 5% sales tax.
Foreign orders add \$8.00.



YOUR ST

VISA & MasterCard Welcome.
Order by phone or send check or money order to:
Alpha Systems, 1012 Skyland, Macedonia, OH 44056
Include \$3.00 ship. & hdg. (US & Canada). Ohio
residents add 5 1/2% sales tax. Foreign orders add \$8.00.

NEW! JAM MASTER

Amateurs and professionals — turn any inexpensive MIDI keyboard into a full-featured digital sampling synthesizer and four-track recording studio!

You'll be jamming in no time with complete record and playback capability. *Jam Master* requires a cartridge-based sound digitizer for output such as *Disigound Professional*, and any MIDI compatible keyboard. Create your own sounds with any ST digitizer. Or, experiment with 50 prerecorded sounds, from drums to violins.

Jam Master is packed with powerful features like full keyboard mapping. Assign your keyboard to as many as 32 different sounds, any number of octaves. Play chords up to four keys at a time. Even blend four completely different sounds.

Advanced recording studio feature records music as you play. Record two, three, up to four tracks, and play back together. You'll be a one-man band! Complete *Beat Box* drum patterns (playlist of up to four digitized sounds at once) can be added as a single voice, and played along with three more sound tracks! Adds a full drum accompaniment to your recordings.

This first-of-its-kind program actually lets your ST play back in real time. Record an expert pianist, play back and watch your keys go to work as your ST transforms into a player piano. It's fun and fascinating!

A real-time, fine-tune feature allows total pitch control. Lets you tune-up with the band. 40K sampling rate capability offers superior quality. (The faster the sampling speed, the higher the sound quality.)



TECHNICAL SPECIFICATIONS

- Plays four-voice polyphonic digital sound
- Incorporates *Beat Box* drum tracks as one sound
- Supports sampling rates up to 40K
- Supports looping and decay
- Keyboard mapping up to 32 different samples
- Built-in four track sequencer
- Unlimited note range changes
- Frequency fine-tuning
- Compatible with all ST computers
- Requires cartridge-based digitizer for output and any MIDI compatible keyboard

Limited-Time Special Introductory Price
Only \$49.95 (List Price \$69.95)

Disigound

A blast and a half! Complete with special effects like echo, reverse, squeeze, looping, pitch manipulation, mixing, fade in/out, and envelope control. Oscilloscope mode and waveform editing features mean you're in control. Cut and paste features let you prepare speeches and sound effects like a pro.

Compatible with any MIDI keyboard. Even turns your Atari ST keyboard into a musical synthesizer. Each key plays a different pitch. Just press keys to make a sound. It's that easy.

"The Cadillac of ST sound digitizers. If you plan any serious sampling and playing editing, go with Disigound."

Jim Pierson-Perry
START, July 1989

"All the nice little touches are there to make it a joy to use for years to come. I'm in love with the product."

LeRoy Valley
ST Informer, June 1988

DIGISOUND PROFESSIONAL — The high-fidelity sound system used by professionals.

Provides two input jacks (one for unpowered source, i.e., microphone or turntable, and one for powered source, i.e., tape player or TV). Allows playback through monitor, stereo, external amplifier or headphones. Input and output gain controls accommodate any kind of equipment. Special logarithmic sampling gives wider dynamic range with less distortion.

Only \$149.95

DIGISOUND ST — Offers one input jack. Accepts input from cassette player, TV, stereo, VCR, amplifier or powered microphone. Sound can be played back through monitor speaker (color or monochrome). *Disigound* was used to create the voice commands in *Chesmentar 2000*.

Only \$89.95

COLOR COMPUTEREYES™

Capture your picture, or your favorite star's, with the first and only full-color video digitizer for the ST!

Color ComputerEyes uses any standard video input — video camera, VCR or video disk. Works in all ST resolutions. Low resolution provides 16-shade black & white or full-color pictures. Features automatic calibration of contrast, brightness and white balance.

"A major breakthrough in video digitizers for the ST."

LeRoy Valley
ST Informer, August 1988

Pictures can be used with *PowerPrint II*, *Degas*, *Neochrome* and others. Plugs into cartridge port for easy setup.

Only \$199.95



NOW AVAILABLE!

You and *Beat Box* will make awesome rhythms together from waltz to rock, rap to jazz, whatever your preference. No musical knowledge required!

Polyphonic drum machine software comes with over 35 prerecorded digitized sounds including drumbeat, cymbals, human voices, computer voices, synthesizers, bass guitar and more.

Create your own drum and musical patterns in four voices. (They said it couldn't be done.) Combine and arrange up to 30 different patterns to create an entire rhythmic composition! An ideal accompaniment for musicians, *Beat Box* provides you with your own custom drummer for the price of a metronome!

Beat Box contains a public domain player program so you can share your musical masterpieces with friends.

No need for special equipment. Sound is played through monitor, amplifier or stereo. Also compatible with all ST sound digitizer cartridges, including *Disigound Professional*.

"Very impressive. Even with all four sounds at once, playback sound quality is superb."

Dave Edwards
START, December 1989

"I recommend Beat Box to anyone interested in exploring the area of drum or pattern sequencing of sample sounds or anyone interested in exploring their musical talents."

Tom Tjarnberg
ST World, June 1989

Limited-Time Special Introductory Price
Only \$29.95 (List Price \$39.95)

DIGITAL MUSIC PRO SYSTEM

Complete package for capturing, manipulating and performing with digital sounds and music. Includes *Jam Master*, *Disigound Professional* and *Beat Box*. (Requires a MIDI keyboard.)

Only \$199.95

POWERPRINT II

NEW FEATURES:

- NOW SUPPORTS SPECTRUM PICTURES
- THREE POWERFUL WAYS TO PRINT ".IMG" FILES

Create picture-perfect banners, posters, wall-size business graphs and more! *PowerPrint II* makes it easy, with unequalled clarity and resolution.

Zoom option lets you blow up small portion of image. Mirroring is great for T-shirt iron-ons. You can also reverse shades in printed image so blacks become whites and vice-versa — just like a photo negative. Image can be rotated 90° to print up and down or across the page.

Print 16 shades for incredible detail. Selected shading allows you to print multi-color pictures by printing one color at a time with color ribbons.

"PowerPrint works perfectly. A must for your program library."

Donna Wesolowski
ST Informer, May 1988

PowerPrint II lets you capture and print almost any ST screen. Works with *Star*, *NEC*, *Citoh*, *Gemini*, *EPSON*, *XM8048* and compatible printers.

Only \$39.95

DIGISPEC

Get a feeling of creative power with the ultimate in computer video digitizing. Simply capture an image with your *Color ComputerEyes* and color video camera (or VCR, video disk, etc.). Then run *Digispec*. Watch your picture develop into a spectacular image of up to 512 different colors!

Low resolution brings out detail in backgrounds and faces for highest quality image possible. Clarity is unsurpassed. Shading feature uses technique called *dithering* to create and display images in up to 24,389 simulated colors!

Only \$39.95

PROFESSIONAL VIDEO SYSTEM

Everything you need to capture full-color video images and print them with professional quality on your ST. Comes complete with *Color ComputerEyes*, *PowerPrint II* and *Digispec*.

Only \$249.95




24-Hour Hotline: (216) 374-7469
Customer Service: (216) 467-5665 M-F/9 AM -3 PM EST
Call or write for FREE catalog.

For The Fun Of It

MANIACS, MISSIONS AND REMARKABLE MACHINES

In which Andrew Reese joins a cult, David Plotkin joins the military and Stephen Mortimer takes Atari by the hand.



Oh no! Sexy Sandy has been abducted by psychopaths and is being held in the sinister **Maniac Mansion**. Do you have the stomach to save her in the latest RPG from Lucasfilm?

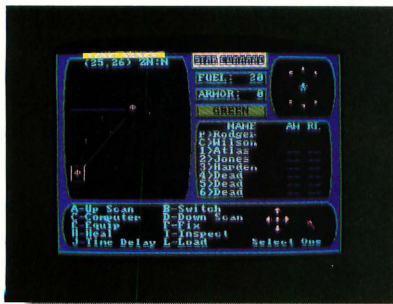
MANIAC MANSION

REVIEWED BY ANDREW REESE
START GRAPHICS EDITOR

Just as there are cult movies, so too are there cult games. One of those is Lucasfilm Games' *Maniac Mansion*, a crazy and *funny* adventure game filled with monsters and madness.

Maniac Mansion was the first graphics adventure game from Lucasfilm Games, released in several formats in 1977, and quickly became a hit. The game creation system used on *Zak McKracken* and the *Indy Adventure Game* is called SCUMM, the Script Creation Utility for *Maniac Mansion*. It was in *Maniac Mansion* that Lucasfilm's unique point-and-click sentence builder for character control first appeared.

But it was not until late last year that Lucasfilm moved *Maniac Mansion* to the ST. Thankfully, they waited until they could use a later generation of SCUMM to produce higher resolution characters and screens. The wait was worth it; if you've seen *Maniac Mansion* on an Apple or Commodore 64, you know what I mean. It's also nice that you



Interstellar warriors, arise in SSI's **Star Command!** Take the captain's wheel and lead your crew of eight, recruited by yourself, on critical missions through space.

can install Maniac Mansion on a hard disk to speed up game play.

Uniquely Lucasfilm

Like other Lucasfilm graphics adventures, the Maniac Mansion screen is divided into five areas. At the top is a message line and immediately below it is the Animation Window, where all the action takes place. Next down is the Sentence Line, followed by Verbs and your Inventory. To make your character(s) do anything, you form a command sentence by clicking on a combination of verbs, items in your inventory and objects and creatures in the Animation Window. Since the parser that interprets your sentences needn't search through every possible word *you* can think of, it can handle its limited vocabulary much more intelligently. For example, if you want to change a noun in your sentence, you just have to click on the new item and it will replace the appropriate noun.

Maniacal Plot

It seems that Sandy, a sweet, young cheerleader, is being held in the basement of the strange mansion owned by mad scientist Dr. Fred. Also in the mansion are Nurse Edna, Wierd Ed, Dead Cousin Ted, the Tentacle and another critter I won't reveal. Your task is to rescue Sandy from this collection of wierdos by directing a team of four teenagers, including Dave, Sandy's boyfriend, and two others you can choose. Each of the teenagers has a "talent" from playing heavy metal to typing.

The amazing and delightful thing about Maniac Mansion is that you can solve the game with *any* team of three, but the gameplay and puzzles will be different, depending on the make-up of the team. Win the game one way and you won't put it away — you'll want to try a different team ... and then another. The graphics are quite good and the "cut-scenes" (inserted

animation scenes that show you what's going on elsewhere) are very well done. This is a game that's fun to play with three of your friends (or kids) hanging over your shoulder, telling you what to try next. Just be sure that you save the game often, as there's no telling when one of your team will meet an untimely demise — like just going to the kitchen for a snack!

Liked the Game, But...

I like this kind of game, although for all the convenience of the command structure, I'd like to have the alternative of typing in the same words. It would be quite a bit faster, provided you can type reasonably well. The

Maniac Mansion was the first graphics adventure game from Lucasfilm.

best of all possible worlds would be for Lucasfilm and Sierra On-Line to combine their interfaces.

Lucasfilm puts out the absolute best hint books I've ever seen and the one for Maniac Mansion is superb. It gives you four ways to cheat: color-encoded questions and answers, a list of objects and their uses, a map of the six floors of the mansion and finally a scene-by-scene explanation of one solution. You can get as much help as you want. I have mixed feelings about whether to recommend that you buy the hint book. The game is so much fun without it, that it's a shame to take short cuts and miss out on some of the designers' humor.

If you like graphics adventure games, you'll want Maniac Mansion. Absolutely. It's not only a cult classic, but a fun way to spend (quite) a few hours.

STAR COMMAND

REVIEWED BY DAVID PLOTKIN
START CONTRIBUTING AUTHOR

Star Command is a role-playing game where you guide a eight adventurers around the galaxy on their missions and battles in the far future. Game play is fun, but hampered a bit by cumbersome controls.

(Editor's Note: *According to SSI, some copies of Star Command were released with a key-type virus. Any virus killer, such as George Woodside's V-Killer, will remove the virus. You can also return your disk to SSI and they will gladly replace it free of charge.*)

Starting Out

Start out by picking your party of eight Pilots, Marines and Soldiers. You need at least two pilots (one to fly your ship and one to fly the dropboat down to planets). The other six members should be Marines or Soldiers. After selecting your recruits, you must train them. As each member completes a session, they either pass and achieve a higher skill rating or end up failing and doing "desk duty." At the end, you have the option to get rid of a poorly performing recruit and replace him with a fresh one.

The first thing you must understand is that you're poor. It quickly becomes apparent that you can't amass enough funds to get the equipment you need by honest means, so you must resort to raiding high-tech worlds and stealing items to sell at the space station. There's simply no choice.

Spatial Relations

The playing area consists of the entire galaxy. There is one triangular section which is considered relatively safe. It's bound by three space stations, which are used for fueling and supplies. To one side of this triangle is a zone almost completely overrun by pirates of human descent, and on the other side, an alien insectoid race holds sway. Needless

continued on page 80

Too Many Titles To List -
Call Call Call!!!

MICROTYPE

Don't See What You Need?
Call Call Call!!!

490

Prospero Fortran 129
Prospero Pascal 98

Publishing

Catalina 174
Catalina Font Editor 64
Fleet Street 20
PageStream 115
 * Font Disk 1 25
 * Font Disk 2 25
 * Font Disk 3 25
 * Font Disk 4 25
 * Font Disk 5 25
 * Font Disk 6 25
 * Font Disk 7 25
 * Font Disk 8 25
 * Font Disk 9 25
 * Font Disk 10 25
 Publisher ST 79
 * Design Ideas 26
 * Education Graphics 24
 * People, Places, Things 24
 * Symbols & Signos 24
 UltraScan 166
 * Font Pack (PSS5) 209

Utilities

Cook-Head Utilities 19
D.A.S.H. 19
D.C. Utilities 25
Diamond Back 26
G + Plus 21
Go Go 22
Hard Disk Accelerator 23
Hard Disk Backup 23
Hard Drive Turbo Kit 20
Juggler (in various) 32
Maaco House 19
Miner Image 25
Multi-File 21
NeoDesk 2
OmniFiles 29
ProFax 24
Revolver 31
Turbo Jet 26
Turbo ST 31
Universal Item Selector 2
Utilities Plus 36
Virus Killer 26

Word Processing

First Word Plus 82
Microsoft Write 79
Tempus 2
Word Perfect 4.1 130
Word-Up 49
Word Writer ST 28

Cheese-cakes & Specials!

(Quantities are limited)

ALT 15
Back Screenshot 20
Bathyno 22
Bismark 23
Bismark 23
Calendar 17
Commanor 27
Crazy Cars 21
CZ Patch 54
Delta Patrol 14
Donsord Mile 14
Dig-Drum 4
Downhill Challenge 12
Easy Record 27
Fareholt-45 27
Fast 27
Fast Basic 48
Fish 11
Font Factory Disk #1 17
Font Factory Disk #2 17
Font Factory Disk #3 17
Font Factory Disk #4 17
Font Factory Disk #5 17
Font Factory Disk #6 17
Font Pack (Easy Drive) 27
Font Writer 12
Foxybite 12
GFA-Artist 44
GFA-Compilation 44
GFA-Concept 27
GFA-Vector 33
H & D Base 56
Hippo Backgammon 22
Hippo Concept 49
Hippo Fancit 1
Hippo Word 30
Home Casino Poker 18
Jewels of Darkness 7
Joker Poker (Austin) 26

K-Roost 38
K-Switch 17
Knight Dec 25
L-bronator 10
Manitar 6
Miscellaneous 9
 * 2nd City Data Disk 9
 M-Term 37
 MiniMail 20
 Mouse Mouse 20
 N-Vision 21
 Navigator 20
 Nevada Quest 1 & 2 15
 Nevada Quest 3 & 4 21
 Palatin 91
 * Quest 1 14
 * Quest 2 15
 * Quest 3 25
 * Quest 4 15
 P-Plan 25
 PC Intocom 15
 Power Edit 17
 Power Plan 44
 ProDraw 15
 Q-Ball 24
 Ragent Word 2 38
 Reshaper 2000 20
 Seconds Out 12
 Shanghai 20
 Shuttle 2
 Spell Breaker 27
 ST Key 3
 ST Music Box 27
 ST One Write 49
 Star Quake 18
 Thunder 33
 Time Blast 20
 Trail Blazer 25
 Transputer 17
 TypeSorter 22
 Wanderer (3D Game!) 13
 Word Master 4
 Your Financial Future 22
 Zato Gruffy 16
 Zork 2
 Zork 3 25

Atari Hardware

COMPUTERS

520ST CALL
1040ST CALL
1040ST* CALL
Mega 2 CALL
Mega 4 CALL
STACY 1 CALL
STACY 2 CALL
STACY 4 CALL
TT 030/2 CALL
Portfolio CALL
32k RAM Card CALL
64k RAM Card CALL
128k RAM Card CALL
AC Adapter CALL
PC Card Drive CALL
Parallel Interface CALL
Serial Interface CALL

MONITORS

SC1224 CALL
SM124 CALL

GAME UNITS

Lynx CALL
Game Cards CALL

Printers

ATARI
SLM 804 Laser 1399
SLM 804 PostScript 1450

PANASONIC

KX-P1180 184
KX-P1191 249
KX-P1124 329
KX-P4450 1499

STAR

NX-1000 Multifont 2 199
NX-1000 Rainbow 239

Printer Accessories

ATARI

SLM 804-Toner 57
SLM 804-Drum 164

OLYMPIA

NP-30/80 Black 5
NP-30/80 Color 8
NP-136 Black 6

PANASONIC

1080/91-1180/91 Black 10
1080/91-1180/91 Color 10
1124 Black 12
1124 Color CALL
4450-Drum 49
4450-Toner 142

STAR

NX-1000 Black 6
NX-1000 Rainbow 8

Hard Drives

ATARI

MEGAFILE 30 Low Low!

ICD

Fa-ST 30 699
Fa-ST 50 799
Fa-ST Tape Backup 799
Tape Cartridges 35

Micro

Micro-50 629
Micro-65 719
Micro-85 799

SUPRA

30 Meg 599
44 Meg (Removable) 995
45 Meg 659
60 Meg 759
FD-10 879

Joystick

Competition Pro 5000 18
EPYX 500X 17
Gravis MouseStick 95
Powerplayers 39
Star-Cursor 18
W/CO Bat Handle 18
W/CO Ergostick 18

Disks

(No Generic JUNK!)

3.5"

BASF SS/DD 10
BASF DS/DD 12
BASF HD 29
CENTECH DS/DD (Color) 14
MAXELL DS/DD (Color) 15
SONY DS/DD 13
SONY DS/DD Bulk 10 Pack 10

5.25"

BASF DS/DD 9
FUJI HD 15
GOLDSTAR DS/DD 4
MAGMEDIA DS/DD (Color) 15
MAXELL DS/DD 9
POLAROID DS/DD 9
SONY HD 16
VERBATIM HD 16

Modems

Supra 2400 124
Supra 2400 Plus CALL
(MNP Error correction provides blazing speed!)
Zoom 2400 124

Hobby Drives

ATARI SF314 189
IB Drive (5.25") 209
INDUS GTS-100 179
INDUS GTS-100x 169
Master Drive-3S 145

Scanners

CANON Flat-Bed 1650
CANON Sheet-Fed 1059
IMG Scan 64
MIGRAPH Hand Scanner (with Touch-Screen) 439

Misc. Hardware

Color Computer Eyes 178
Drive Master 32
Dust Covers
ATARI 520ST 9
ATARI 1040ST 10
ATARI SC1224 14
PANASONIC 1091 10
STAR NX-10 10
STAR NX-15 12
STAR NX-1000 9
DVT-VCR Backup 209
MDI CABLES
9' H.D. ea 5
10' H.D. ea 9
15' H.D. ea 13
20' H.D. ea 16
25' H.D. ea 19
Monitor Master 33
Mouse Master 29
Mouse Mat 7
OmniSwitch CALL
Printer Stand 9
Replay-4 86
Supercharger CALL
Spectre GCR 218
Spectre 128 124
128k Roms 129
ST Mouse 54
Tweety Board 41
VideoKey 69

Paper
500-White Labels 4
800-Rainbow Labels 9
500-Sheets White Paper 8
Paper Pack-Bright Colors 8

We also carry a full line of IBM Compatibles including XT's, 286, 386sx, and 386! Call for price quote!
We at MicroType feel there is more than one good computer, so we carry software for the ST, Amiga, and IBM Compatibles!

For a software list send a S.A.S.E., or ask your operator to include one with your order!
ST Public Domain list also available!

Now Backup your Hard Drive with:
Diamond Back
D.A.S.H
Hard Drive Turbo Kit

We carry a full line of Desktop Publishing supplies, call for info!

From the Desk of the Owner:

All of us at MicroType are dedicated to quality customer relations and service. We want your complete satisfaction. We will cheerfully help you in any way! Consider us your first source for ATARI hardware or software! Compare our prices against the competition. We know you'll find our prices are almost always lower, and always drastically below the suggested retail! Thank you for 5 great years!

John

HOURS: M-F 9 a.m.-9 p.m. EST
SAT 9 a.m.-5 p.m.

ALL 50 STATES CALL TOLL FREE
1-800-255-5835

For Order Status or
Tech. Info, Call (513) 294-6236

continued from page 77

to say, they are hostile.

The main playing screen consists of three sections. The first is an area across the bottom that lists commands. The second shows the status of each person in your party, and the last maps your environment.

The galaxy is divided into a grid 32 sectors high by 32 sectors wide. A small white cursor represents your ship; move it around the galaxy with the arrow keys. You must be careful, though, because traveling from sector to sector uses fuel. If you run out, you will eventually be rescued, but some of your men may starve to death waiting.

Two Things Can Happen

Basically only two things can happen in Star Command: communicating and fighting. Your encounters with other ships and beings are either friendly or hostile.

Space battles are broken into movement and firing phases. During the movement phase, you can rotate the ship into any direction and position your squad around, or jump into hyperspace if you think you're overmatched. In the firing phase, you can shoot ships in range and see results. Each turn fires off multiple shots, the exact number depending on the weapon. One annoying thing

about combat is that all the guns that are targetted continue to fire even after the target is destroyed, wasting ammunition. After awhile, however, I was able to anticipate when a target was nearly destroyed and save my bullets.

You can try to board the enemy vessel, in which case the action becomes a personal confrontation between your six men (excluding the pilots) and the enemy crew. Such a confrontation can also occur if you send your party down to a planet surface. On a planet, you can retreat from the enemy; however, on a spaceship the combat must be resolved. Personal combat is much like ship combat. If talking fails, fight. One thing the manual never mentioned is that pirates can surrender, and you won't be allowed to shoot at them if they do, even though their surrender is not reported until the combat is over.


Questionable Commands

The controls for Star Command are somewhat cumbersome. They consist of single-key commands, and question/answer interaction. Sometimes the mouse pointer will work to make the selections. The graphics are also relatively simple, if not crude, but they do show you what you need to know. The game does not work under TOS 1.4, and pressing [Control]-[C] breaks into it. A number of bugs also showed up, including the fact that the upgraded weapons rating doesn't show up properly when you inspect your squad. There are also some things I never did figure out, such as why a weapon sometimes showed up with an asterisk next to it.

Despite these small annoyances, Star Command is quite playable. Since different missions show up each time you start a new game, it remains a challenge, and with all the complexities involved can absorb you for a long time.



\$99



TIGER cub®

for Atari ST and Amiga

*"The music
program
for the rest
of us."*

- ✓ Realtime Recording
- ✓ Graphic Editing
- ✓ Quick Scoring
- ✓ Fully Interactive
- ✓ Conductor Track
- ✓ One Step Editing
- ✓ Object Oriented
- ✓ Loop Recording
- ✓ Step Time Recorder
- ✓ Smart Instrument Setups
- ✓ 384 PPQ Resolution
- ✓ Real Time Mute, Solo, and Group
- ✓ Supports Amiga IFF Sounds
- ✓ And It's FUN!SM

Dr. T's

220 Boylston St.
Chestnut Hill, MA
(617) 244-6954

THE LYNX HAND-HELD GAME SYSTEM

REVIEWED BY STEPHEN MORTIMER
START CONTRIBUTING EDITOR

The Lynx — is it a car, an animal? No, it's Atari's revolutionary color portable entertainment system! I was lucky enough to purchase one of the 70,000 units shipped to stores. Combined with local TV ads and features in magazines, most of these units were sold out in a few short weeks after their introduction in late November. Of course, all of the hype is justified: the games available for the Lynx are some of the most addicting in years and overall the system blows Nintendo's GameBoy out of the water.



Here it is! The Lynx, Atari's new color, portable entertainment system.

Impressive Package

The Lynx is made from high-impact plastic and features a color LCD screen with a resolution of 160x102 pixels. Sixteen colors are available from a palette of 4,096. The 4MHz processor keeps the action fast paced and custom chips handle tasks normally done in software.

The hardware allows for an infinite number of sprites, has a built-in scaling system to create realistic scenes as you approach or move away from objects and has collision detection. Internally, the joystick and buttons use switches with conductive rubber contacts that provide high reliability.

Finally, the Lynx is powered by six AA batteries or an AC powerpack.

All the hype is justified: games available for Lynx are some of the most addicting in years.

The batteries have a life of approximately four hours of use, and the unit shuts off automatically after a period of inactivity.

Game cards that can hold up to 8MB of information are inserted into a slot that is revealed when a hatch is opened on the side of the Lynx. Volume and screen contrast controls are on opposite sides of the unit that fits comfortably in the hand. Headphones can be connected for privacy and the screen can be flipped for left-handed users.

Games Included

Included with Lynx is California Games by Epyx. Four events — BMX racing, surfing, halfpipe skateboarding and footbag — provide for a great introduction to the system without the immediate need to purchase additional games.

Other games that exist include a Blue Lightning, Electrocop and The Gates of Zendocon.

High Quality

Atari's Lynx is a high-quality game system. Game action is very realistic, fast, and smooth. I have gone through three sets of batteries and several hours of AC power in only two weeks of use. Although I haven't found another Lynx to test this, multiple units can be connected by a ComLynx cable to allow multiplayer games with each player having their own perspective on the action. The number that can be connected is controlled by software. Surfing lets two

people surf together at the same time, either helping or ramming each other.

Atari has a hit in their hands, literally, in Lynx. ■

PRODUCTS MENTIONED

Maniac Mansion, \$49.95, and **Maniac Mansion Hint Book**, \$12.95, Lucasfilm Ltd., P.O. Box 2009, San Rafael, CA 94912, (415) 662-1966.

Star Command, \$49.95
SSI, 675 Almonor, Sunnyvale, CA 94086, (408) 737-6800.

Lynx Game System, \$150, Atari Corp., 1196 Borregas Ave., Sunnyvale, CA 94086, (408) 745-2000.

Blank Disk Battle!

The Lords of Shareware now pass on massive savings — prices yet unheard of in the USA! Our considerable buying power allows us to sell:

5.25" (With Sleeves)

DS/DD 100's @ 21¢ 100's @ 20¢
Colored DS/DD @ 29¢ in 100's (Call)
DS/HD 50's @ 43¢ 100's @ 40¢

3.25" (Suitable Amiga, IBM, ST, MAC)

DS/DD 50's @ 48¢ 100's @ 46¢
DS/HD (IBM 1.4 MB)
50's @ \$1.45 100's @ \$1.40
Black and Colors Available

Owners of the Following Computers — Call Now Toll-Free for THE LATEST, GREATEST SHAREWARE AND PD CATALOGS IN THE BUSINESS!

ATARI ST — MAC
APPLE II — AMIGA
ATARI 8BIT — C64

Pre-formatted Disks!

Save Endless Hours of Formatting!
IBM 3.5" DS/DD 100 in 100's
IBM 5.25" DS/DD 100 in 100's
IBM 5.25" DS/HD 100 in 100's
IBM 3.5" DS/HD \$1.30 in 100's
AMIGA 3.5" DS/DD 70¢ in 50's
ST 3.5" DS/DD 70¢ in 50's
ALL DISKS 100% GUARANTEED & CERTIFIED!

DUPLICATION
Prompt & efficient duplication service on all formats! Please call for further details.

SHIPPING & HANDLING
Add \$4 for first 100 or less, and \$1 per 100 thereafter!

Goods are subject to availability and prices are subject to change without notice.

Call this number only for blank disks and non-IBM shareware catalogs — Use 1-800-346-6139 when ordering IBM shareware.

1-800-782-6861

Gemini™
Marketing, Incorporated



A One-Armed Bandit on Your ST

BY MARK SIEGEL

SUPER

Jackpot

SLOTS



With flashing lights, buzzers, bells and the chance to win some big money, slot

machines can be very tempting. Unfortunately,

playing them can be hazardous to your bank account.

Now, with Mark Siegel's Super Jackpot Slots, you can get

the feel of playing

these one-armed

bandits on your

ST and it won't

cost you a dime.

The program runs

in low resolution

only.

A winner everytime in the file JACKPOT.ARC on Side 1 of your START disk.

If you've ever been to Las Vegas, you've seen them: slot machines, rows and rows of slot machines. Clacking, clacking, buzzing and ringing, these machines can lead you to fortune or disaster, depending on how much you're willing to spend and, more importantly, how much you're willing to lose.

With Super Jackpot Slots on this month's START disk, you can play the slots, absolutely free and in the privacy of your own home. You still

get the clinging and clanging but at least you won't lose any money (real money, that is).

Getting Started

To play Super Jackpot Slots, boot this month's START disk; the START menu program runs automatically. At the main screen, click on Prepare, then select "Super Jackpot Slots." The program will un-ARC directly onto the destination disk you specify. Make sure the files SLOT.PRG and SLOT.DAT are in the same directory.



Super Jackpot Slots was written in GFA BASIC 2.0 and runs in low resolution only.

At the Desktop, double-click on SLOT.PRG to run the program. The game will take a few moments to load and then the screen will display six one-armed bandits waiting eagerly for your money. Click on the small dollar bill in the upper left corner, and an alert box will appear, giving you the choice of gambling with \$50, \$100 or \$200 in computer cash. Decide how much you can afford, then click on any of the six slot machines to play. There are two 25-cent machines, two \$1 machines, one \$5 machine for all you high rollers and a 5-cent machine for the conservative gambler.

A Typical Super Jackpot Slot Machine

Let's familiarize ourselves with one of these highly sophisticated gambling devices before we take it for a spin. The upper section of the slot machine displays all the possible winning combinations of symbols and the number of coins each pays. As with many of the slot machines in Las Vegas, you win the biggest jackpot if you line up three 7s in a row.

On each of our six machines, the normal payoff for triple 7s is 200 coins. Of course, that's only \$10 on the nickel machine. But you're not risking much. It's much more on the \$5 machine where those 200 coins add up to \$1,000. However, each machine also has its own progressive "super jackpot," which can get as high as \$999,999. This jackpot gets larger as more and more money is put into the machine. The amount

continues to grow until some lucky devil wins it, and then the jackpot is reset to a lower amount.

To make things interesting, the jackpot toggles on or off with each coin inserted into the slot machine, so you may not always spin with a chance to win the larger amount. To collect the super jackpot you must hit three 7s while the super jackpot total is displayed at the top of the machine. Otherwise triple 7s pay only the normal jackpot of 200 coins.

The lower half of the slot machine consists mainly of the three reels that spin when the arm is pulled and then randomly come to rest, displaying different combinations of symbols. These symbols vary from machine to machine. Some machines have cherries, others have grapes. Some may have gold bars, or dice, or neither or both. And by the way, if you get three lemons in a row, don't get excited. A lemon on these

continued on page 85



Super Jackpot Slots brings all the excitement of Las Vegas slot machines to your ST. At the opening screen, choose the machine you wish to play. Dollar amounts range from five cents to \$5.




Amazingly realistic, Super Jackpot Slots' game screen simulates slot-machine action almost perfectly — just put your coins in and pull the slot!

Q: Which has the greatest speed, elegance and ease of handling?



1. The Porsche 928™



2. GFA BASIC 3.0™

A: GFA BASIC, of course.

Sure, both are designed in Germany by engineers dedicated to being the best. And although Porsche has a truly enviable record on the race track, only GFA BASIC 3.0™ can claim to be the fastest of its kind. With over 300 commands and the ability to substitute a single keyword for a screenful of conventional code, GFA BASIC 3.0 boosts your programming speed like nothing on wheels.

Once compiled, you have the fastest running program you can write without an assembler.

Faster than C. Faster than Pascal.
Faster than Modula 2.

And naturally, faster than any other BASIC.

Even writing code is fast, because GFA BASIC 3.0's remarkable smart editor instantly checks your syntax as you enter lines.

Sure, the Porsche 928 is the epitome of automotive elegance and timeless design. But it can't compile your program. Not only will GFA BASIC 3.0 compile your program, but you'll only have to compile it once. That's because in GFA BASIC 3.0

you debug interactively in the interpretive mode. Just try that with a Porsche 928.

Sure, the Porsche 928 is unique. It is designed for the independent spirit with high performance requirements.

GFA BASIC 3.0 is perfect for expert and first-time programmers alike. Designed specifically for the computer it runs on, GFA BASIC 3.0 enables you to easily exploit all the special capabilities of your Atari ST™.

Sure, the Porsche 928 handles like a dream. But just try to get a handle on one for only \$139.95. From Antic Software, \$139.95 gets you GFA BASIC 3.0 and the compiler.

Quite simply, nothing in the world can write or compile your program faster, better, and easier than GFA BASIC 3.0.

Of course, the Porsche 928 still looks sexier than GFA BASIC 3.0. But we're working on that.

GFA BASIC 3.0 with Compiler...\$139.95
upgrade from GFA BASIC 2.0\$ 69.95
Return original disk

Don't get left behind by the fastest—BUY the fastest!

Drive to your favorite software dealer, or call 1-800-234-7001 now!



Your winnings will spit out from the bottom of the machine.

continued from page 83

machines is just as good as a lemon at a used car dealer.

On the lower right of the slot machine is the slot for inserting coins, and on the lower left is the "win meter." This meter counts out how many coins were awarded, if any, on the preceding spin.

You'll also notice a stack of coins to the right of the slot machine. This is your gambling money, thoughtfully provided by your ST. No more than 25 coins are shown on the screen at one time even if you have hundreds of coins. But, as soon as you have less than 25 coins your stack of money will begin to shrink. If there are no coins showing on the screen, you don't have enough money to play that machine, but you may have enough to play another. For instance, with \$4 remaining you'd have no coins to play the \$5 slot machine, but you'd have 16 coins for either of the 25-cent machines and a huge stack of 80 coins if you played the 5-cent slot machine.

To switch from one slot machine to another, click on the little yellow button marked "E" (for exit), just to the right of the win meter. This will take you back to the opening screen, where you'll notice that the top of the machine you were just playing is flashing. You can go back to that machine or any one of the others just by clicking on it. You cannot leave a machine after you've inserted money into it. (You wouldn't do that at Las Vegas would you?) You'll have to wait until after you spin.

While you're playing a slot machine, your gambling bankroll is displayed in green, in the upper right of the screen. When you have less than 25 coins, this display will turn red to warn you of impending

poverty. Of course, if you were actually playing the slots, you probably wouldn't know exactly how much money you had at all times, unless you counted your money after each spin. So for you purists, click on the little yellow button marked "\$" to the left of the win-meter. *Presto*, your gambling amount is no longer shown. Click on the button once more to restore the display.

Playing Super Jackpot Slots

Okay, enough preliminaries, let's play. Move the mouse pointer over to the stack of coins and click. A coin should appear face up, in place of the mouse pointer. Press the left mouse button and drag the coin so it rests just above the coin slot. Now click the mouse again. If you did this correctly the coin will drop into the slot and the appropriate payable marker will light up. If you missed the slot, the coin will fall harmlessly back into the metal tray that catches coins as they come out of the machine. It doesn't show on the screen, but it's there, trust me.

You can bet from one to three coins on each spin. If you play just one coin, the slot machine will pay off on the middle row of symbols only. Insert a second coin, and the top row will also pay off on a winning combination. Wager the maximum of three coins and all three rows of symbols are possible winners. You can't put more than three coins in a machine at one time. After three coins have been inserted, you will not be able to pick up another one from the stack.

If you've finished feeding the slot machine, you're ready to roll. Move the mouse pointer onto the red ball at the top of the arm. Now click the mouse and pull the arm down. The three reels will take a few spins and

then stop from left to right. If a winning combination of symbols comes up on a payable which is lit, you've won. The number of coins you've won will be displayed on the win meter, and your winnings will spit out from the bottom of the machine.

If you want to play three coins at a time, there is an alternate way to work the machine. Click on the button just to the left of the coin slot. It's marked with the value of the machine (25 cents, \$1, etc.). Three coins will automatically be subtracted from your bankroll and the reels will spin immediately with no need to pull down the arm. This method will not work if you don't have enough coins or if you've already inserted a coin into the slot. The button will darken to indicate this.

The game ends when you're out of money. You can go back to the opening screen and get more money to lose, or you can quit the program by clicking on the green exit sign in the upper right of the screen. When you end the program, the file JACKPOT.DAT will be updated and the next time you play Super Jackpot Slots all the slot machines will be just as you left them.

Program Info and Wrap-Up

Super Jackpot Slots was written in compiled GFA BASIC 2.0. All of the program's graphics were designed with DEGAS Elite. Some of the sound effects were digitized using REPLAY 4 from Microdeal. Special thanks to 2-Bit Systems Replay for helping get those sounds into the program.

Good luck and may your super jackpots grow forever. ■

Mark Siegel lives in Van Nuys, California. This is his first program for START.

Getting Started


If you haven't been stranded in Antarctica for the last six months, you're probably aware that the San Francisco area experienced a major earthquake last October. I have been employed for several years as a salesman for an ST dealer located about 100 miles north of the epicenter of the quake — we were pretty shaken up but experienced no major damage.

Well, I don't know what seismic radiation drifted up our way after the earthquake but I had five people come into the store the following week with data disks that they could not access and for which they had no backup. In most cases it was while trying (too late) to make a backup that they discovered that the disk or some particular file (always an important one) was no longer readable.

After helping the fifth person to recover lost data, I decided to write this article to prevent others from ever finding themselves in this position. While there are both commercial and public-domain programs that might repair your disk, exercising some basic principles of

SAVING CAN SAVE YOU FROM AFTERSHOCKS

BY MARK TAYLOR



computing storage is a much better safeguard against that inevitable day when a disk dies.

10 Steps to Healthier Data

Disks do die! They die because they

are old; they die because they are worn out; they die because they get dirty; they die because of poor media (you bought them at a flea market for 50 cents each); they die because the computer got confused or the disk drive was out of whack and wrote some garbage onto the disk. Least of all, they die because you had a power surge or failure while accessing the disk. Remember, the question is not if, but when.

Following are some basic principles that will prevent the loss of your valuable information:

1. Clean your drive heads regularly. A speck of dirt can land on an unused track of a disk, go unnoticed, then transfer itself to your drive head and proceed to wipe out a few disks, or re-deposit itself on a very important track of some other disk. Head-cleaning kits cost only about \$10 and are good for up to 30 cleanings.

Clean your heads every three to six months if you're an average user. Once a month is about right if you're a daily user, if you work in a dusty or smoky environment or if you receive a lot of disks from non-commercial

Save your work every 20 to 30 minutes.

sources outside your control (e.g. swapping with friends, public domain from clubs, etc.). Anytime you get a read-write error more than once, the first thing to do is clean your drive heads.

2. Save your work every 20 to 30 minutes, especially if it can't be easily re-created. It never seems to fail that during a period of intense concentration, two hours and three pages later, I forget to save and then it happens: the system crashes! WordPerfect has a unique feature that lets you set a time period for an auto-save. Most people set this for 10-15 minutes.

3. Save your work twice on two separate floppies, or once to your hard disk and once to a floppy without waiting until you quit back to the Desktop. This cannot be emphasized too much. It guarantees that you'll have an immediate backup to everything you do. If you have only one drive, merely save on your original disk, then take it out of the drive and put in your backup and save your file again, then put the original disk back in.

If you have two drives or a hard drive, save to the first one, then click on "Save as..." and change the drive identifier (most easily done with Universal Item Selector or the new Atari Rainbow TOS), make sure the title and subdirectory (folder) are correct and save again. I don't do two saves every single time, but I do it at least once an hour, or especially if I have made many significant changes and certainly before I quit the program.

4. Store one recent backup of a long-term project in a remote location. There was a story in the local papers a couple of years ago about a man

who had been working on his doctoral thesis for five years and was almost ready to submit it. His house, unfortunately, burned to the ground, and along with it, all of his backup disks and a hard copy of his thesis. The man stated he could not reconstruct it as his notes and research files were burned also. The lesson to be learned: keep a spare copy at the office, at a friend or relative's house or in a safe-deposit box.

5. Check the number of bytes at the end of the formatting process. If a single-sided format does not end up with 357,376 bytes available, or a double-sided format with 726,016 bytes, do not use that disk. It will give you problems sooner or later. Try reformatting; if you still don't get the correct number, toss the disk because it has some bad media sectors on it. These numbers pertain to the standard Atari 80-track, nine-sector format.

I have found the formatting programs built into some software or on public-domain disks to be unreliable. The only ones I use are the Atari TOS format, or Twister (START magazine, Summer 1987) when I need a little extra space (400K single-sided or 800K double-sided).

6. Watch your disk-drive light any time you click on something under the File menu. The light is there to monitor the operation of your disk drive. If the light doesn't come on, you have either: a) a hardware problem (Drive B not turned on, cables not plugged in properly, power supply failure or computer malfunction); b) a human problem (your hand slipped while clicking or you gave the wrong drive identifier); or c) a possible software malfunction.

7. Do not use any one disk for more than one year — make that six months if you use the disk on a daily basis. The main reason was given at the beginning of this article: disks do die. If the label is getting dirty from your thumb, it's time to remake that disk. Use a brand new disk, format it, then put the date in tiny letters in a corner of the label.

When backing up the disk, do not make a disk copy (i.e., do not drag the A icon over the B icon). Make a file copy by dragging the individual files from the A window to the B window (or your RAM-disk window or hard-disk partition, then drag the files back from the ram disk or hard disk to the freshly formatted disk.)

Backing up your disk this way is important because when you delete a file it leaves a "hole" of unused sectors on the disk. You then save a file that is larger, and the file can't fit in the first empty hole, so the computer divides it into two or more pieces, depending on how many little holes there are. Once it has filled in all the holes, it will write the balance of the file at the end of the disk. After months of this, the files on the disk are all splintered and fragmented into many pieces. The drive time actually slows down looking for all the pieces to a file when loading it. Doing a Copy File reorganizes the file sectors into sequential order for each file, thus restoring the integrity of the files for greater reliability and long-term use.

8. Check your drive speed occasionally. Most user-groups and BBSS have a drive-speed tester in the public domain. Get one and use it. If your drive is running at 302 RPM or more or at 298RPM or less, have your nearest Atari Service Center adjust it for you. The cost will be minimal. ▶

COMING NEXT MONTH !

InfoBase ST

A Fixed Field Database for Home or Office

Styzer's Contest

Only Fast Mouse Action Saves You From Certain Death

Virus Killer

Preventive Medicine for Your Data

Flu

A Demonstration of Known Viruses

Namedropper

At Last, a Way to Change a Floppy's Volume Name

GETTING STARTED

Always back up your disks.

9. *Check your disks for viruses.* Get a public-domain virus checker such as George Woodside's VKILLER from the same sources and use it, especially if you get disks from a wide variety of noncommercial sources. Damaged disks are often the end result of a malicious virus.

10. *Each directory has a limit of 112 files (items).* Note the number of items at the top of your directory window while at the Desktop. If you save a lot of small files, you can easily surpass the 112-file limit, especially on a double-sided disk. I've yet to see a program that gives a valid error message when you try to save the 113th file to a particular directory. (A directory can either be a folder or the "root directory," when

you're not inside a folder.) Create some folders to store similar items and you'll solve the problem. Each folder can also contain 112 items so there's really no limit to the number of files on a disk if you're aware of this situation.

And There You Have It

I hope the above guidelines help you manage your files more efficiently. I especially hope that they save you from the devastating "aftershock" of losing a valuable file or disk. ■

Mark Taylor is a salesman for Software 1st of Santa Rosa and is cofounder of ST ACE of Sonoma County, a very active Atari User Group.

A further development

Prospero Pascal and Fortran for GEM have long been established as standard programming environments for professional developers using the ST. Prospero C is also gaining wide acceptance as the first ANSI conforming C compiler for the ST.

Building upon the experience that we have acquired and the feedback we have received from our users, we have launched the Prospero Developers Toolkit for those who wish to extract the most from their ST. The features of the Toolkit are:

- | | |
|----------------------------|---|
| Macro assembler | We wrote this for in-house use because no available assembler satisfied our requirements; it is now available to others with similar exacting requirements. |
| Resource editor | Resource editor for creating and maintaining AES resource files. |
| Make facility | This automates the process of compiling and linking files, and is invaluable for large programming projects. We also include a suite of programs to generate make control files! |
| Command interpreter | When the Atari desktop proves cumbersome this MS-DOS style command line interpreter proves invaluable. With the command line interpreter, you can handle groups of files quickly and efficiently, with full batch capabilities making it ideal for project maintenance. |
| Workbench | Based upon the acclaimed workbench supplied with our compilers for the Atari, but enhanced to allow all three compilers, plus the assembler, make facility and command line interpreter mentioned above to be used with single key simplicity. |
| Utility programs | Various useful tools that we at Prospero have found invaluable in our own developments. |

The Prospero Developers Toolkit costs just \$US 96. For further details of this or other Prospero products, phone or write to the address below.

100 Commercial Street, Suite 306
Portland, ME 04101
Tel: (207) 874 0382
Fax: (207) 874 0942

Prospero Software

LANGUAGES FOR MICROCOMPUTER PROFESSIONALS

THE CATALOG™

Quality Products You Can Trust



CYBER TEXTURE™ The Object Raster Master

by David Ramsden

Turn your DEGAS or NeoChrome pictures, or CYBER PAINT animations into CAD-3D objects with CYBER TEXTURE. Imagine a DEGAS picture pasted around a CAD-3D object—with CYBER TEXTURE, you can do it! It even includes a mobius strip! And with CYBER CONTROL, CYBER TEXTURE objects can be animated for mind-boggling $f/x!$

Requires: 1 Megabyte RAM, a color system, CYBER STUDIO, and a source of low-resolution color images compatible with DEGAS or NeoChrome (such as CYBER PAINT). CYBER CONTROL is recommended for animating objects; CYBER PAINT is recommended for animating surfaces.

STO263 \$49.95

CYBER SCULPT™ The Advanced 3D Modeling Tool™

by Tom Hudson

Create the most fantastic shapes imaginable with CYBER SCULPT—the mouse-controlled, 3D solid-object modeler featuring sophisticated tools previously found only on high-end workstations. CYBER SCULPT adds push, pull, twist, and bend tools to the basic spin and extrude features found on CYBER STUDIO. The possibilities have now become endless!

CYBER SCULPT includes cross-sectional modeling for shapes like boat and airplane hulls, or dimensional topography. Variable magnification, spline path extrude and spin are only a few of the many sophisticated options. More include: object distortion; vertex pulling; magnetic distortion; cross-sectional model creation; complex and simple extrude with end-capping; 3D mirroring; 3D primitives; and 2D/3D coordinate display.

Requires: 1 Megabyte RAM and CYBER STUDIO
STO255 \$89.95


**BEST SELLING
SOFTWARE**

CYBER CONTROL™ The CAD-3D motion control language

by Tom Hudson

Create animations automatically in hours that would normally take days. Expand and enhance your ST graphics universe with this animation scripting language that locks into any CAD-3D 2.0 feature. Write your own BASIC-like programs with CYBER CONTROL™ using CAD-3D as a “graphics engine.” Just start the program and walk away—your ST and CYBER CONTROL will do all the work!

Requires: CYBER STUDIO
STO250 ~~\$59.95~~ NOW \$49.95



BOTH FOR ONLY \$119.95

ORDER NOW

TOLL-FREE
800-234-7001

MasterCard/Visa Orders Only - All 50 States





Two frames of CYBER STUDIO animation without CYBER PAINT enhancement. The same two frames are shown below them, after a CYBER PAINT touch-up.

CYBER PAINT™ 2.0


The pro animation studio

by Jim Kent

This program does it all! CYBER PAINT 2.0 is an animation system; a time-oriented paint program; a "cel" (celloidd) animation program; and a digital optical printer.

CYBER PAINT 2.0 contains all the standard paint tools—box, brush, rubber, line, fill, etc.—but adds the dimension of time animation. Images spin and glide around the screen like a magic carpet. Special features include a pixel f/x menu; palette change per frame and cut & paste color range; and an automatic traveling mask. All these features make CYBER PAINT 2.0 the fastest possible way to create professional looking animations.

Requires: 1 Megabyte RAM & Color Monitor (Upgrade from CYBER PAINT 1.0 \$25.00 plus original disk) ST0251-\$79.95—NOW \$69.95



"Antic's CAD-3D™ is one of the best programs I've seen for the Atari ST* or anything else."

—Jerry Pournelle

BYTE MAGAZINE



CYBER STUDIO™

A two disk set featuring:

- CAD-3D 2.0 by Tom Hudson
- CYBERMATE™ by Mark Kimball

CYBER STUDIO is an intuitive 3D solid-modeling design system that has no limits. Sophisticated enough for professional artists, advertising agencies, and design firms—yet friendly enough for home and personal use. Let your creativity soar with the DEGAS®-style color design system; graphic lighting controls; enhanced spin, extrude and join tools; and GDOS output that supports laser and dot matrix printers.

CYBERMATE is a "post production" animation editing language that features sound effects; title generation and text display; sequence looping, cuts fades and dissolves; and color cycling animation.

Requires: 1 Megabyte RAM (Upgrade from CAD-3D 1.0 \$60.00 plus original disk and \$5.00 shipping and handling) ST0236-\$89.95—NOW \$79.95

CYBER PRINT

Great color prints from an affordable printer -- DEGAS®, NEOchrome®, CYBER, and even SPECTRUM 512!

by Larry Bergan

At last! Color printouts of SPECTRUM 512, pictures! Fabulous, full color, accurate, detailed, beautiful pictures, all from the low-cost Okimate 20 printer.

If you need color printouts, CYBER PRINT makes the Okimate 20 the only choice. Three years of ongoing development has produced the best printing combination available for under \$5,000: CYBER PRINT, the Okimate 20, and your ST.

CYBER PRINT prints in three sizes; up to 32 pictures per page. Join individual pictures together invisibly into montages of incred-



ible detail. No matter which paint software you use, CYBER PRINT is the hardcopy solution!

Requires: 1 megabyte RAM, a color system, and an Okimate 20 printer ST0264-\$49.95—NOW \$39.95

ORDER NOW

TOLL-FREE

800-234-7001

MasterCard/Visa Orders Only - All 50 States

SHADOW

Practical**Multitasking for your ST***by Double Click Software*

SHADOW is like having two computers. It's a telecommunications program that runs in the background, freeing your ST to do other things during those long uploads and downloads.

Change programs, resolutions, use disk drives, press System Reset—SHADOW survives it all and continues your transfer, uninterrupted.

SHADOW operates as a stand-alone program complete with a VT52 terminal and background auto-dialer, or works with FLASH

"FLASH is my #1 choice on the Atari ST."

—Ron Luks, Founder of CompuServe's SIG* Atari and Atari Developers' Forum.

to provide the easiest, most powerful telecommunications environment you'll ever use.

New! Version 1.1 has many new enhancements, including a special mode so transfer buffer memory can be used and released, as needed. Ideal for computers with limited memory.

ST0259 \$29.95

FLASH™ 1.6**The most popular ST terminal program!***by Joe Chiazzese and Alan Page*

Simplify your online time and make telecommunications more enjoyable and less expensive! If you own a modem, you should be using FLASH—totally programmable plus built-in word processing; terminal emulation and bullet-proof file transfers. FLASH is packed with features including intelligent, programmable macro ("do") files; a capture buffer large enough to record an entire online session; and the capacity to support most major protocols.

ST0220 \$29.95

BEST SELLER**BOTH FOR ONLY \$49.95****Complete your collection of CYBER GRAPHICS Design Disks****Architectural Design™***by Darrel Anderson*

Requires: CAD-3D 1.0 or CYBER STUDIO

ST0243

INTERIOR DESIGN DISK**The All-Purpose Home Planner**
By David Stuart

Now that you've built your dream house with the ARCHITECTURAL DESIGN DISK, it's time to furnish it. This is an interior decorator's dream come true! Couches, drapes, sinks, refrigerators, dressers, everything can be easily customized to fit your personal needs.

Requires: CYBER STUDIO

ST0265

Create and fill your 3D graphics universe with the complete library of Antic Software's design disks. From architectural renderings to animated video cartoon characters, these disks will bring your video creations to life! All contain a potpourri of sophisticated 3D clip art and component parts. **A real bargain at \$29.95 each!**

Choose Any 3 and Pay Only \$59.95**MORE CYBER GRAPHICS DESIGN DISKS**

ST0232 **Future Design™** by Darrel Anderson (c)1986
Requires: CAD-3D 1.0 or CYBER STUDIO

ST0224 **3D Fonts Itm** by Tom Hudson (c) 1986
Requires: CAD-3D™ 1.0 or CYBER STUDIO™

ST0254 **3D Fonts IItm** by Doug Thomas (c) 1987
Requires: CAD-3D 1.0 or CYBER STUDIO

ST0256 **Cartoon Design™** by Maurice Molyneux and Andy Eddy (c) 1987
Requires: CYBER STUDIO; CYBER CONTROL™ recommended

ST0261 **Video Titling Design™** by Maurice Molyneux and Andy Eddy (c)1987
Requires: CYBER STUDIO; CYBER CONTROL™ recommended; CYBER PAINT™ for special t/x

BEST SELLER**Choose Any 3 and Pay Only \$59.95****ORDER NOW**

T O L L - F R E E

800-234-7001

MasterCard/Visa Orders Only - All 50 States

**Human Design™***by Richard Berry*

Requires: CAD-3D 1.0 or CYBER STUDIO

STO242

**THE MICROBOT DESIGN DISK™***by Darrel Anderson*

Requires: CYBER STUDIO

STO262

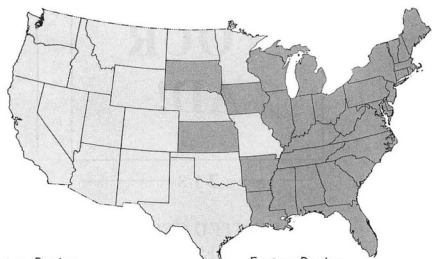
Advertisers List

	PAGE NO.		PAGE NO.
1ST STOP COMPUTERS	12	GENERAL VIDEOTEXT	65
ACCUSOFT	57	GRIBNIF SOFTWARE	64
ALPHA SYSTEMS	74	IMAGEN	13
ANDY'S MUSIC	59	INDEX LEGALIS	29
ANTIC CLASSIFIEDS	95	ISD MARKETING	3
ANTIC SOFTWARE	68, 84, 89	JPK THE DESKTOP PUBLISHER	94
AVANT-GARDE SYSTEMS	52	LIONHEART PRESS	56
BECKMEYER DEVELOPMENT TOOLS	57	MARK WILLIAMS	6
BETHESDA	1FC	MASTERTRONIC	5
BETA-CAD	27	MAXWELL CPU	54
BLUE CHIP INTERNATIONAL	8	MEGAMAX	21
BRANCH ALWAYS	41	MICHTRON	59
BRE SOFTWARE	20	MICHTRON	61
CARTER GRAPHICS	71	MIGRAPH	4
COAST TO COAST	98	NICE & SOFTWARE	52
CODE HEAD	65	PASSPORT DESIGNS	45
COMPUTABILITY	14	PROSPERO SOFTWARE	88
COMPUTER EMPORIUM	19	SAN JOSE COMPUTERS	48
COMPUTER GARDEN	52	SOFTWARE DISCOUNTER'S OF AMERICA	10
COMPUTROL INDUSTRIES	58	SIDELINE SOFTWARE	8C
CONDOR COMPUTERS/TALON TECHNOLOGY	17	ST WORLD	55
DATTEL COMPUTERS	34	STEP AHEAD	64
DIGITAL VISION	60	TOAD COMPUTER	56
DOUBLE CLICK	55	TOUCHSTONE	40
DR. T'S	80	WASATCH GENEALOGICAL	94
DUGGAN DEZIGN	58	WEDGEWOOD RENTAL	60
GEMINI SHAREWARE	81	ZUBAIR INTERFACES	28

Be sure to mention **START** when you call these advertisers

This list is provided as a courtesy to our advertisers. START does not guarantee accuracy or comprehensiveness.

Advertising Sales



Western Region
Advertising Sales Representative
DENNY RILEY
544 Second Street
San Francisco, CA 94107
(415) 957-0886

Eastern Region
Advertising Sales Representative
MICHAEL EVANS
544 Second Street
San Francisco, CA 94107
(415) 957-0886

Advertising Deadlines

July Issue
Insertions: April 2, 1990
Ad Copy Due: April 9, 1990
On Sale: June 1, 1990

August Issue
Insertions: May 4, 1990
Ad Copy Due: May 10, 1990
On Sale: July 1, 1990

Address all advertising materials to:
WENDY JOHNSON
Advertising Production Coordinator
START
544 Second Street
San Francisco, CA 94107

START SHOPPERS MART

LOW
LOW
PRICES
PRICES

LOWEST PRICES IN CANADA

Catalogue on Atari ST software and hardware or Mac, IBM and Amiga Software (please specify) \$5.00. This will be refunded with your purchases.

All product approximately 5% above dealer price + shipping IN CANADIAN FUNDS

JPK The DeskTop Publisher
Box 2444 Humboldt, Sask.
Canada, S0K 2A0
1-(306)-682-3731



COMPUTE YOUR ROOTS

The Only Complete
Genealogy Package For
Atari Computer Systems

Compute Your Roots for ST's

- Gem Based
- Fast, Multiple Field Search
- LDB/Non LDB Forms
- Family Group Sheet
- Manage Entry Form
- Color/Mono ST w/ 512K min.
- Single Data Entry System
- Automatic Pedigree Links
- Pedigree Chart
- Individual Entry Form
- Custom Sorted Lists
- Many, many more Features

Compute Your Roots for 8 bits

- Pedigree Charts
- Family Group Sheets
- History Writer
- Chart Searcher
- Requires 48K & Disk Drive
- Cut & Paste Pedigree Chart
- Single or Double Density
- Simple & Colorful Menus
- 10 & 15 Inch Printouts
- Requires Basic Lang. Cart.

To Order send Check or Money Order to the Below Address:
\$37.50 Atari 8 bit version \$39.95 Atari ST version
VISA/MASTERCARD Orders Call 801-483-3357
Wasatch Genealogical Software
2899 West 7550 South * West Jordan * Utah * 84084

Shopper's Mart

THIS DECISION MAY DETERMINE THE
FUTURE OF YOUR BUSINESS !!!

HOW DO YOU REACH OVER 60,000 *START* USERS EVERY MONTH?

You don't have to be a marketing genius to know the fast, easy, and effective way to advertise—

Showcase your products in the new SHOPPER's MART Featured in each issue of *START*.

It's simple!—Our readers are affluent, intelligent shoppers that turn to SHOPPER's MART for their computer product needs

THIS
COULD
BE
YOUR
AD!

2 1/8

LIMITED OFFER:
SIGN UP FOR 6 ISSUES AND RUN YOUR 7TH
AD FREE!

It couldn't be easier...contact your SHOPPER's MART Sales Rep:

Denny Ryley
544 Second Street
San Francisco, CA 94107
(415) 957-0886

START CLASSIFIEDS

USED VIDEO GAMES: Atari, Coleco, Intellivision, Odyssey, some Nintendo. Send \$1.00 and SASE for listings. Sam, 5002 West Bethany Home Road, #118, Glendale, AZ 85301

QUALITY ST SOFTWARE ORIGINAL, Useful, Entertainment. SASE for FREE list or \$18 for DSDD packed with programs/files. ALBERT BAGGETTA, P.O. Box 351, Feeding Hills, MA 01030.

ELECTRONIC ACCOUNTANT FOR SALE! Combine GEM with database/spreadsheets power to control expense/incometransactions. MINILEDGER \$39.95 (Calif. add 6.5% tax). Mono/color/520/1040/MEGA. RASCOM, 22128 Newkirk Avenue, Carson, Calif. 90745.

PUBLIC DOMAIN SOFTWARE. Largest Selection—Currently Over 850 Disks. Fast Service and Great Support. See our Full Page Ad elsewhere in this issue. Call Toll Free for our FREE 48 Page Catalog of Atari ST Software and Accessories. Visa/Mastercard/Discover Card Welcome. BRE Software (800) 347-6760, FAX (209) 432-2599.

SOFTWARE RENTALS. Call Toll Free from 50 states or write for FREE list. (Please specify computer). Major credit cards accepted. WEDGEWOOD RENTAL, 5316 Woodway Dr., Ft. Worth, TX 76133. 1-800-433-2938

Antic Software's PHASAR personal accounting software version 4.0 is available! (see our ad in this issue) 2.0 owners return your original disk with 69.95 plus 3.50 s&h. 3.0 owners send 39.95 plus 3.50 for s&h. Send upgrades to our San Francisco Corporate Address: ANTIC SOFTWARE, 544 Second Street, San Francisco, CA 94107; Attn: Customer Service. For more information call 1-800-234-7001.

FLEXFORM Business Templates for Albus PageMaker 3.X. A library of professionally designed business forms. Simply load and print out, or customize them to your exact needs. Available in three convenient volumes (Human Resources, Inventory/Stockkeeping, Operations/Administration), making it easy to obtain the forms you need. Includes a guide to effective business form design and use. \$49.95 per volume plus \$4.50 S&H. ANTIC SOFTWARE, 544 2nd St., San Francisco, CA 94107. 1 (800) 234-7001

FOR SALE: Many used ST Games in Excellent Condition with documentation. Also Several Original Games. Send to: BP PA, P.O. Box 2151, Willingboro, N.J. 08046 for Catalog!

NOW THERE ARE TWO BOOKS BY RALPH TURNER FOR THE ATARI ST! See this issue's ILP Index Legalis display ad for details. (located on page: 29)

Can your Atari run Mac Software? If so you need HOT SPOT. HOT SPOT is a presentation creation package for the Macintosh. HOT SPOT links your graphics and text into stunning and informative presentations. With HOT SPOT you create active areas of the screen called you guessed it! HOT SPOT's! Clicking a HOT SPOT triggers a series of commands that you specify. For more information about HOT SPOT call 1-800-234-7001.

GFA Basic 3.0 is now available and Antic Software has it! Return your 2.0 ORIGINAL disk with a check or money order for \$69.95 U.S. currency plus \$3.50 for shipping and handling. Include your name and address. Send upgrades to our San Francisco Corporate Address: ANTIC SOFTWARE, 544 Second Street, San Francisco, CA 94107; Attn: Customer Service. For more information call 1-800-234-7001.

Music Lovers! We have music software and hundreds of pre-programmed songs for the ST and 8-bit. Catalog, demo, \$1.00. THE MIDI Inn, PO Box 2362, Westmont, IL 60559 APR#ST4

CONSTRUCTION ESTIMATOR 2.00: Very easy to use, make estimates for house, small buildings. Create quantity and cost totals. Send \$39.95 to Michael C O'Massey 9910 U. S. 395 North Reno, NV. 89506 ph 702-972-3659.

BUY SELL TRADE SWAP

START CLASSIFIEDS

544 Second Street, San Francisco, CA 94107

Telephone (415) 957-0886

Name	Company
Address	Phone
City/State/Zip	
MasterCard/Visa Number	Expiration Date
Signature	Issue(s) Ad to Appear
Number of words	Enclosed is my payment for \$

RATE: \$2.00 PER WORD—twenty (20) word minimum.
BOLDFACE: Add \$7.50 per line for boldface words or add \$40.00 for the entire ad set in boldface (any number of lines).

STARS: Add \$10.00 for one (1) line of six (6) stars ***** at top of ad.
TERMS: Prepayment is required. Check, Money Order, Visa, MasterCard, or American Express is accepted. Make check payable to Antic Publishing.
FORMS: Ads are subject to publisher's approval and **MUST BE TYPED.** Please underline words to be set in boldface.

GENERAL INFORMATION: Advertisers using Post Office Box numbers in their ads must supply permanent address and telephone numbers. Ad will appear in the next available issue after receipt unless otherwise specified.

DEADLINE: 65 days prior to desired cover date.

Clip this coupon, attach to typewritten copy and send with remittance to address on the left.

HANDWRITTEN COPY WILL NOT BE ACCEPTED

Products Update

BY MARTA DEIKE, START JUNIOR EDITOR

Portable Portfolios

Caseworks has created the PCpouch for Atari's new Portfolio. PCpouch is a carrying case designed to contain the Portfolio, three RAM cards and three AA batteries in a size not much larger than the computer itself. It's available in two types: water-resistant 400 Denier nylon or Glove leather, both with thick foam lining and a one-year guarantee. PCpouch nylon, \$24.95; leather, \$49.95. **Caseworks, Inc.**, 4038-B 128th Ave., S.E., Ste. 294, Bellevue, WA 98006, 206/643-7557.



Desktop-Publishing Basics

Now available from North Light Books is the comprehensive desktop-publishing manual for artists, **Basic Desktop Design & Layout**. The book includes explanations of basic DTP principles and step-by-step demonstrations of procedures. A variety of projects — from the simple to the complex — are analyzed in terms of design specifics, to teach you how to anticipate and solve special problems you'll be likely to face in your work. **Basic Desktop Design & Layout**, \$27.95. **North Light Books**, 1507 Dana Ave., Cincinnati, OH 45207, 513/531-2222.

A first for the ST: Maxwell's Silhouettes outlining program.



Maxwell Silhouettes

Maxwell Computer Products has released the first outlining program for the ST, **Silhouette**. Silhouette produces vector graphic files in the form of GEM metafiles from Degas or IMG raster files. Converting raster files to vector graphic files lets Linotype machines produce the image at high resolution and gives you more flexibility in modifying images — a promising accessory for desktop publishing projects. **Silhouette**, \$49.95. **Maxwell CPU**, 5007 W. Baseline, Lafayette, CO 80026, 303/666-7754.

The Caged Bird Sings

Are you a bird watcher? If you belong to that select Ornithological crowd, WholeLifeSystems has designed a software package specifically for you. **KeSTrel, The Bird Processor** is a

record-keeping program that includes customized database features as well as encyclopedic information about species and AOU spellings. It will also compile and print Seasonal Reports

for state Ornithological Societies. **KeSTrel, The Bird Processor**, \$39.95. **WholeLifeSystems**, Box 162, Rehoboth, NM 87322, 505/853-4751.

New Games from Star


From the creators of Targhan (re-viewed in START, March 1990), Star Games, comes three new releases for the ST. **Clown-O-Mania** is the adventure of Beppo the Clown, who

abandons the circus life and sets out to discover a country full of priceless crystal. There are 70 levels of riddles and tasks, 3D screen construction and soft-scrolling in all directions. **Clown-O-Mania**, \$34.95.


Table Tennis Simulation offers you the chance to prove you haven't lost that swing you had against your Aunt Sallie on her table in the

backyard. You can train against a ball machine or computer player before you take on friends and neighbors and, ultimately, on the World Championship level. **Table Tennis**, \$34.95.

The classic heroic quest awaits you in the **Rings of Medusa**, in which you play the young prince who must conquer the evil Medusa and restore peace and order to your father's kingdom. You only chance against this hydra-headed madame is to find the five rings and unite them in the temple of the Athenians. There are thirteen castles in 33 cities on three islands and you must confront myriad evil through it all. **Rings of Medusa**, \$49.95. **Star Games, 708 W. Buffalo Ave., Ste. 200, Tampa, FL 33603, 813/222-0006.**



A classic hero's quest awaits you in Star Games' Rings of Medusa.



From Electronic Arts comes The Promised Lands, an accessory disk packed full of new worlds for the greediest of gods to conquer and rule.

Propagating Populous

Electronic Arts has augmented their popular game, Populous, with an accessory disk, **The Promised Lands**. In Populous, you are a god and must persuade your disciples to procreate in and build up to 500 different worlds, conquering the flock of your rival god. The Promised Lands include such hot spots as The Wild West, Revolution Francaise, Blockland, Silly Land and The Bit Plains. A deity's work is never done. **Populous: The Promised Lands**, \$14.95. **Electronic Arts, 1820 Gateway Dr., San Mateo, CA 94404, 415/571-7171.**

Beginning with Dr. T's

Now there's a professional quality MIDI program solely for the beginner, **TIGER Cub**, from Dr. T's Music Software. Cub is an extension of the interactive technology in TIGER (The Interactive Graphic Editor) and Copyist. It's a professional scoring and transcription program. Some of the simple and intuitive features include a twelve track tape recorder style sequencing, full real-time graphic editing of notes and controllers, scoring, transcription and printing, and instrument setups. TIGER Cub also contains Dr. T's exclusive MPE to load up to eight other compatible programs. **TIGER Cub**, \$99. **Dr. T's Music Software, 220 Boylston St., Chestnut Hill, MA 02167, 617/244-6954.**

*If you have a new product for the ST, we'd like to hear from you. Please send press releases and product photos to **Products Update**, START Magazine, 544 Second Street, San Francisco, CA 94107*

SYNCHRO EXPRESS...

THE WORLD'S MOST POWERFUL DISK COPIER IS HERE!!

**THE TOTAL
DISK BACKUP
SOLUTION!!**

**SYNCHRO EXPRESS IS
AVAILABLE FOR BOTH ST
AND AMIGA - PLEASE
STATE WHICH REQUIRED.**

**NOW YOU CAN
BACK-UP ANY DISK IN
UNDER 50 SECONDS!!**



**BACKUP ANY DISK
IN UNDER
50
SECONDS!!**

**CARTRIDGE
CONNECTS TO
PARALLEL
(PRINTER)
PORT.**

**COMPLETE
HARDWARE/
SOFTWARE
SYSTEM
\$69.99***

YES IT'S TRUE! SYNCHRO EXPRESS IS A HARDWARE/SOFTWARE SYSTEM THAT WORKS WITH "DIGITAL IMAGE COPYING". THIS IS THE METHOD THAT COMMERCIAL DUPLICATORS ACTUALLY USE TO MAKE THE ORIGINAL FROM THE MASTER DISK. DATA IS TRANSFERRED AS RAW DIGITAL INFORMATION.

**CUSTOM
LSI
CHIP**



LATEST CUSTOM LSI CHIP TECHNOLOGY

By using an on-board custom LSI Chip, Synchro-Express has the power to transfer an MFM image of the original disk directly to your blank disk - quickly, simply and without any user knowledge. So it doesn't matter what kind of Data is there or whether the disk is "protected" - Synchro-Express will make an identical "Clone" of your original without fuss. One external disk drive is required.

- 100% SUCCESS? - In our recent tests we were unable to find a single program that Synchro Express could not backup - this includes ALL the latest Blockbusters and utilities!! Start protecting your software investment now.
- Remember this process is both simple and fast. No parameters or patches are required.
- Menu Drive Control Program couldn't be simpler!! Select Number of Tracks, and that's it!! Don't be misled by outrageous claims for "Nibbler" programs. This system can guarantee success by using the very Hardware/Software techniques that made the original!!

WHY WILL SYNCHRO EXPRESS SUCCEED WHERE OTHERS FAIL?

- Some programs now have very sophisticated protection including long tracks, Incryption, etc. But remember, whatever the programmer comes up with, the disk then has to be commercially duplicated. That's where Synchro Express beats all others - it transfers data to MFM/TTL level, just like the duplicators.

POWER BY DESIGN

- Synchro Express is designed in Europe where "Digital Image Copying" is the present sensation. This device, with it's custom chip, goes even further by offering a complete system for under \$70!!
- Manufactured in our European facility using the latest Surface Mount Techniques - Synchro Express is warranted for 8 months against manufacturing defects.



HOW TO GET YOUR SYNCHRO EXPRESS

FAST....

CALL TOLL FREE - 1 - 800 - 962 - 0494 - ORDERS ONLY

WE WILL PROCESS YOUR ORDER QUICKLY AND EFFICIENTLY TO ENABLE YOU TO START RECEIVING THE BENEFITS OF YOUR SYNCHRO EXPRESS WITHIN DAYS, NOT WEEKS. OUR MULTI-USER XENIX BASED ORDER PROCESSING SYSTEM CONTROLS YOUR ORDER FROM THE MOMENT YOU PLACE IT RIGHT THROUGH TO DESPATCH. ORDERS NORMALLY DESPATCHED WITHIN 48 Hrs.



**WE ACCEPT MASTERCARD/VISA/CHECKS/MONEY
ORDERS or CODS (ADD \$2)**



**COAST TO COAST
TECHNOLOGIES**

931 STATE ROAD, 434 SUITE 225, ALTAMONTE SPRINGS, FLORIDA 32714
TECHNICAL/CUSTOMER SERVICE 407 - 869 - 7477

* ADD \$4.00
SHIPPING/HANDLING
(\$10.00 CANADA/MEXICO)

ANOTHER SUPRA VALUE!

Suggested Retail

\$149⁹⁵

**NEW LOW
PRICE!**

Supra Modem 2400
HS AA CD OH RD SD TR MR ON/C

Actual
Size

Compatible

The SupraModem 2400 is 100% compatible with industry-standard, intelligent "AT" commands and all commonly used protocols (including Bell 103/212A, CCITT v.22, and CCITT v.22bis). Since the SupraModem operates asynchronously at **300, 600, 1200, and 2400** baud, you can communicate at whatever rate you need to. All these features let you use the SupraModem 2400 to connect with most modems being used today.

Affordable

In addition to its low price, the SupraModem 2400 will save you money by letting you communicate at 2400 baud, thus decreasing your on-line time. The SupraModem 2400 incorporates the advanced Intel 89024MS chip set. This design utilizes fewer parts, assuring operation long after the one-year warranty period.

 **Supra Corporation**

1133 Commercial Way / Albany, OR 97321 U.S.A.
Phone: (503) 967-9075 / Fax: (503) 926-9370

Available at your local dealer or call
(800) 727-8772
Orders Only

Easy to Use

The SupraModem 2400 is very easy to use. It features autoanswer and autodial (tone and pulse) for performing phone tasks, and it has a program-volume speaker for monitoring call progress. Storing phone numbers and user configurations is also simple because of the modem's programmable nonvolatile memory.

These features and others are explained thoroughly in the comprehensive *SupraModem 2400 Operator's Manual*. Once you understand the basics, the modem's quick-reference card makes finding command descriptions and other modem information quick and simple.

And to make it even easier to begin telecomputing, the SupraModem 2400 comes with introductory packages for several popular on-line services.

Also Available:

SupraModem 2400 Plus™ with MNP 2-5 & CCITT V.42 bis error correction & data compression protocols.

SupraModem 2400i™ internal for IBM™ PC, AT, XT and compatible computers (includes Mirror II™ software).

SupraModem 2400zi™ internal for Amiga® 2000.

Introducing the Exciting New
SupraModem™
2400



SIZZLING SPECIALS

COMBO GAME PACKS

LIGHT FORCE R-Type, IK+, BioChallenge, Voyager.....	\$35.
WINNERS Thunderblade, Ledstorm, Blasteroids, Im. Mission.....	\$35.
ST GIANTS Gauntlet II, Outrun, 1943, StreetFighter.....	\$35.
THE STORY SO FAR VOL. III ThunderCat, BombJack, Live & Let Die, Space Harrier....	\$25.
MAGNUM (4) Batman, Afterburner, Operation Wolf, Double Dragon.....	\$38.

NEW GAMES

Fighter Bomber	\$ 35	North and South	\$ 32
F 29 Retaliator	\$ 35	Twin World	\$ 32
Austerlitz war game	\$ 35	Turbo Outrun	\$ 32
Armada war game	\$ 35	Super Wonder Boy	\$ 30
Hard Driving	\$ 32	Batman (The Movie)	\$ 30
Future Wars	\$ 32	Chase HQ	\$ 30
The Games (Summer Edition)	\$ 32	Ghouls 'N' Ghosts	\$ 30
Iron Lord	\$ 32	The Untouchables	\$ 30
Cabal	\$ 32	Bloodwych Data 1	\$ 20

SUPER MOUSE 280 DPI \$59.95

SUPER SPECIALS

\$15 Each

Jaws, High Steel, Spherical,
Leonardo, Astaroth, AARGH, Power Drone
Time Scanner, Legend of DJEL

UK MAGAZINES

ST ACTION - With Disk	\$8.
ST USER - With Disk	\$8.
ST FORMAT - With Disk	\$8.
ST WORLD	\$5.
THE ONE	\$5.
THE GAMES MACHINE	\$5.
ACE	\$5.

Yearly Subscriptions Available:

Magazine With Disk	\$90.
Magazine Without Disk	\$75.

Includes all Shipping and Handling

SIDELINE SOFTWARE

840 N.W. 57th Court - Ft. Lauderdale, Florida 33309 - (305) 771-2161

IMPORTERS OF FINE EUROPEAN SOFTWARE

1-800-888-9273

FAX (305) 772-0334



THE CATALOG™

Quality Products You Can Trust



CYBER TEXTURE™ The Object Raster Master

by David Ramsden

Turn your DEGAS or NeoChrome pictures, or CYBER PAINT animations into CAD-3D objects with CYBER TEXTURE. Imagine a DEGAS picture pasted around a CAD-3D object—with CYBER TEXTURE, you can do it! It even includes a mobius strip! And with CYBER CONTROL, CYBER TEXTURE objects can be animated for mind-boggling $f/x!$

Requires: 1 Megabyte RAM, a color system, CYBER STUDIO, and a source of low-resolution color images compatible with DEGAS or NeoChrome (such as CYBER PAINT). CYBER CONTROL is recommended for animating objects; CYBER PAINT is recommended for animating surfaces.

STO263 \$49.95

CYBER SCULPT™ The Advanced 3D Modeling Tool™

by Tom Hudson

Create the most fantastic shapes imaginable with CYBER SCULPT—the mouse-controlled, 3D solid-object modeler featuring sophisticated tools previously found only on high-end workstations. CYBER SCULPT adds push, pull, twist, and bend tools to the basic spin and extrude features found on CYBER STUDIO. The possibilities have now become endless!

CYBER SCULPT includes cross-sectional modeling for shapes like boat and airplane hulls, or dimensional topography. Variable magnification, spline path extrude and spin are only a few of the many sophisticated options. More include: object distortion; vertex pulling; magnetic distortion; cross-sectional model creation; complex and simple extrude with end-capping; 3D mirroring; 3D primitives; and 2D/3D coordinate display.

Requires: 1 Megabyte RAM and CYBER STUDIO
STO255 \$89.95


**BEST SELLING
SOFTWARE**

CYBER CONTROL™ The CAD-3D motion control language

by Tom Hudson

Create animations automatically in hours that would normally take days. Expand and enhance your ST graphics universe with this animation scripting language that locks into any CAD-3D 2.0 feature. Write your own BASIC-like programs with CYBER CONTROL™ using CAD-3D as a “graphics engine.” Just start the program and walk away—your ST and CYBER CONTROL will do all the work!

Requires: CYBER STUDIO
STO250 ~~\$59.95~~ NOW \$49.95



BOTH FOR ONLY \$119.95

ORDER NOW

TOLL-FREE
800-234-7001

MasterCard/Visa Orders Only - All 50 States





Two frames of CYBER STUDIO animation without CYBER PAINT enhancement. The same two frames are shown below them, after a CYBER PAINT touch-up.

CYBER PAINT™ 2.0


The pro animation studio

by Jim Kent

This program does it all! CYBER PAINT 2.0 is an animation system; a time-oriented paint program; a "cel" (celloidd) animation program; and a digital optical printer.

CYBER PAINT 2.0 contains all the standard paint tools—box, brush, rubber, line, fill, etc.—but adds the dimension of time animation. Images spin and glide around the screen like a magic carpet. Special features include a pixel f/x menu; palette change per frame and cut & paste color range; and an automatic traveling mask. All these features make CYBER PAINT 2.0 the fastest possible way to create professional looking animations.

Requires: 1 Megabyte RAM & Color Monitor (Upgrade from CYBER PAINT 1.0 \$25.00 plus original disk) ST0251—\$79.95— NOW \$69.95



"Antic's CAD-3D™ is one of the best programs I've seen for the Atari ST* or anything else."

—Jerry Pournelle

BYTE MAGAZINE



CYBER STUDIO™

A two disk set featuring:

- CAD-3D 2.0 by Tom Hudson
- CYBERMATE™ by Mark Kimball

CYBER STUDIO is an intuitive 3D solid-modeling design system that has no limits. Sophisticated enough for professional artists, advertising agencies, and design firms—yet friendly enough for home and personal use. Let your creativity soar with the DEGAS®-style color design system; graphic lighting controls; enhanced spin, extrude and join tools; and GDOS output that supports laser and dot matrix printers.

CYBERMATE is a "post production" animation editing language that features sound effects; title generation and text display; sequence looping, cuts fades and dissolves; and color cycling animation.

Requires: 1 Megabyte RAM (Upgrade from CAD-3D 1.0 \$60.00 plus original disk and \$5.00 shipping and handling)

ST0236—\$89.95— NOW \$79.95

CYBER PRINT

Great color prints from an affordable printer -- DEGAS®, NEOchrome®, CYBER, and even SPECTRUM 512!

by Larry Bergan

At last! Color printouts of SPECTRUM 512, pictures! Fabulous, full color, accurate, detailed, beautiful pictures, all from the low-cost Okimate 20 printer.

If you need color printouts, CYBER PRINT makes the Okimate 20 the only choice. Three years of ongoing development has produced the best printing combination available for under \$5,000: CYBER PRINT, the Okimate 20, and your ST.

CYBER PRINT prints in three sizes; up to 32 pictures per page. Join individual pictures together invisibly into montages of incred-



ible detail. No matter which paint software you use, CYBER PRINT is the hardcopy solution!

Requires: 1 megabyte RAM, a color system, and an Okimate 20 printer ST0264—\$49.95— NOW \$39.95

ORDER NOW

TOLL-FREE

800-234-7001

MasterCard/Visa Orders Only - All 50 States



Practical

Multitasking for your ST

by *Double Click Software*

SHADOW is like having two computers. It's a telecommunications program that runs in the background, freeing your ST to do other things during those long uploads and downloads.

Change programs, resolutions, use disk drives, press System Reset—SHADOW survives it all and continues your transfer, uninterrupted.

SHADOW operates as a stand-alone program complete with a VT52 terminal and background auto-dialer, or works with FLASH

"FLASH is my #1 choice on the Atari ST."

—Ron Luks, Founder of CompuServe's SIG* Atari and Atari Developers' Forum.

to provide the easiest, most powerful telecommunications environment you'll ever use.

New! Version 1.1 has many new enhancements, including a special mode so transfer buffer memory can be used and released, as needed. Ideal for computers with limited memory.

ST0259 \$29.95

FLASH™ 1.6

The most popular ST terminal program!

by *Joe Chiazzese and Alan Page*

Simplify your online time and make telecommunications more enjoyable and less expensive! If you own a modem, you should be using FLASH—totally programmable plus built-in word processing; terminal emulation and bullet-proof file transfers. FLASH is packed with features including intelligent, programmable macro ("do") files; a capture buffer large enough to record an entire online session; and the capacity to support most major protocols.

ST0220 \$29.95



BOTH FOR ONLY \$49.95

Complete your collection of **CYBER GRAPHICS** Design Disks



Architectural Design™

by *Darrel Anderson*

Requires: CAD-3D 1.0 or CYBER STUDIO

ST0243

INTERIOR DESIGN DISK

The All-Purpose Home Planner By *David Stuart*

Now that you've built your dream house with the ARCHITECTURAL DESIGN DISK, it's time to furnish it. This is an interior decorator's dream come true! Couches, drapes, sinks, refrigerators, dressers, everything can be easily customized to fit your personal needs.

Requires: CYBER STUDIO

ST0265

Create and fill your 3D graphics universe with the complete library of Antic Software's design disks. From architectural renderings to animated video cartoon characters, these disks will bring your video creations to life! All contain a potpourri of sophisticated 3D clip art and component parts. **A real bargain at \$29.95 each!**

Choose Any 3 and Pay Only \$59.95

MORE CYBER GRAPHICS DESIGN DISKS

ST0232 **Future Design™** by Darrel Anderson (c)1986
Requires: CAD-3D 1.0 or CYBER STUDIO

ST0224 **3D Fonts Itm** by Tom Hudson (c) 1986
Requires: CAD-3D™ 1.0 or CYBER STUDIO™

ST0254 **3D Fonts II™** by Doug Thomas (c) 1987
Requires: CAD-3D 1.0 or CYBER STUDIO

ST0256 **Cartoon Design™** by Maurice Molyneux and Andy Eddy (c) 1987
Requires: CYBER STUDIO; CYBER CONTROL™ recommended

ST0261 **Video Titling Design™** by Maurice Molyneux and Andy Eddy (c)1987
Requires: CYBER STUDIO; CYBER CONTROL™ recommended; CYBER PAINT™ for special 1/x



Choose Any 3 and Pay Only \$59.95

ORDER NOW

T O L L - F R E E

800-234-7001

MasterCard/Visa Orders Only - All 50 States



Human Design™

by *Richard Berry*

Requires: CAD-3D 1.0 or CYBER STUDIO

STO242



THE MICROBOT DESIGN DISK™

by *Darrel Anderson*

Requires: CYBER STUDIO

STO262

PHASAR

PHASAR 4.0™

The Professional Home Accounting System And Register

THE REVIEWS ARE IN!

☆ *Consumers Handbook Fall 1989*
Top rating.

PHASAR the most popular home accounting system has just gotten better. Introducing PHASAR 4.0; a completely new release of the home accounting program that reviewers and users consistently found to be the easiest and most logical money manager available for the Amiga. Version 4.0 incorporates dramatic new features designed to make the program even easier to use while giving you greater control of your finances.

New Features

- 999 expense/income categories
- 500 accounts (VISA, checking, etc.)
- Up to 1500 transactions per month
- Extensive budgeting system with Hypertext transaction look-up
- Artificial Intelligence parser predicts input, minimizes typing
- Improved interface with multiple scrolling windows
- Completely re-coded to increase transaction and processing speed
- Extensive check printing functions
- Alarm feature for monthly bills

Other Features

- Create up to 200 common payees for repetitive entries
- On-line calculator with 5-level memory buffer
- Point-and-type spreadsheet-style relational summary table
- Instant context-sensitive help function

Reports and Analysis

- Analyze loan/savings plans
- Clearly formatted printed reports include: account summaries, category summaries, net worth statement, tax calculations
- Sort categories in any order
- Built-in data graphing

Taxes

- Tax program and report writer
- Prepares final taxes and expected taxes at any time

Date/Address Organizer

- On-line organizer stores names, addresses and phone numbers
- Integrated scheduler stores special occasions
- Event alarm feature

PHASAR 4.0 \$89.95

Order No. ST0237

3.0 owners can upgrade to 4.0 for only 39.95 (with return original disk)

MORE GREAT ANTIC SOFTWARE

THE NAVIGATORtm 2.0 — The professional, automated flight planner—a two disk set by Scott D. Stephenson
ST0245 \$49.95 (c) 1987 Scott D. Stephenson

MAPS AND LEGENDStm 3.0 — See the world on a disk! By Harry Koons and David Chenette
ST0202 \$34.95 (c) 1987 Harry Koons & David Chenette

DATAMAPS Itm — Boundaries of the World
Requires: MAPS AND LEGENDS 2.0, or greater
ST0227 \$24.95

DATAMAPS II_{tm} — Rivers and Highways
by David Murray. Requires:
MAPS AND LEGENDS 2.0, or greater
ST0258 \$24.95 (c) 1987 David Murray

SPECTRUM 512_{tm} — The New Standard in Paint Programs. By Harry Koons and David Chenette
ST0249 \$69.95 (c) 1986 Harry Koons & David Chenette

BASE TWOtm — The next step in databases!
by Dan Matejka and Stanley Crane
ST0246 \$59.95 (c) 1986 Dan Matejka and Stanley Crane

MACRO MOUSEtm — The Mouse Recorder
by Charles Johnson
ST0260 \$34.95 (c) 1987 Charles Johnson

CAD-3Dtm 1.0
by Tom Hudson
ST0239 \$29.95 (c) 1987 Tom Hudson

GENESIStm — the 3D Molecular Modeler
by Scott Legrand
ST0239 \$79.95 (c) 1987 Scott Legrand

ANTIC GAMES SOFTWARE

STARQUAKEtm — Action Adventure in Deep Space
by Steve Crow and Bubble Bus
ST0403 \$29.95 (c) 1988 Steve Crow and Bubble Bus

ALL ABOARDtm — It's not a game, it's a tuff!
by Bay Cities Software. Requires: Color monitor
ST0402 \$19.95 (c) 1988 Bay Cities Software

3D BREAK-THRUtm — Point-of-View Handball
by Shelbourne Software. Requires: Color monitor
ST0253 \$39.95 (c) 1987 Shelbourne Software

MAIL ORDER ORDER!

To order by mail, complete order form and return, with payment to The Catalog, 544 Second Street, San Francisco, CA 94107.

Payment by check, money order, MasterCard or VISA

Payment must accompany all mail orders. Include shipping and handling charges with your payment.

Phone Orders - Toll-free number, **(800) 234-7001**

SHIPPING AND HANDLING CHARGES

Software	U.S./CANADA	FOREIGN*
Up to \$50.00	\$3.00	\$10.00
50.01-100.00	6.00	20.00
100.01-150.00	9.00	25.00
150.01-over	12.00	35.00

*Please remit with MasterCard or VISA number or check or money order in U.S. funds drawn on a U.S. bank. Wire transfers will not be accepted.

ORDER FORM

NAME _____
ADDRESS _____
CITY _____ STATE/COUNTY _____
ZIP CODE _____ PHONE NO. _____

QUANTITY	ITEM NO.	DESCRIPTION	PRICE EA.	TOTAL

Price and availability subject to change without notice. Subtotal of all items ordered (Minimum order \$25.00)
Method of payment: California residents add 6.5% sales tax
 Check/Money order Shipping and handling charges (See schedule above)
 MasterCard
 VISA

Credit Card No. _____
Expiration Date _____
Name _____
Signature _____

Total

Mail To: The Catalog, 544 Second Street, San Francisco, CA 94107.