

DECEMBER 1989/JANUARY 1990

VOLUME 8, NUMBER 7

U.S.A. \$9.95

CANADA \$14.95

# Antic®

The **ATARI** Resource

## SEEING SOUNDS

*with Antic Sinewave Maker*



ATARIWRITER 80  
*arrives at last!*

**3** Disk  
Bonus  
Programs:

Chemistry Tutor  
Numerologist  
Naval Battle

4 Easy-To-Type Programs Inside







# COMPUTER SOFTWARE SERVICES

P.O. BOX 17660, ROCHESTER, N.Y. 14617  
PHONE (716) 586-5545

DEALER/DISTRIBUTOR/USER GROUP Discount available call for info.  
PHONE orders • MASTER CARD, VISA MAIL • Money Orders, Checks

\*SHIPPING! Add \$5 for Shipping/Handling/Insurance within the U.S.A.  
UPS BLUE LABEL (2nd DAY AIR) available for \$3 extra per shipment

CALL TODAY! (716) 586-5545  
9 am - 5pm (EST) WEEKDAYS

COMPUTER SOFTWARE SERVICES  
P.O. Box 17660  
Rochester, N.Y. 14617



## BRAND NEW ITEMS

### \$19995 The "BLACK BOX"! © \$19995

The **Black Box** is a device for your XL or 130XE computer that adds tremendous power to your 8-bit Atari. It has two buttons, two switches, and a set of dip switches visible from the outside. It plugs directly into the back of the 600XL, 800XL, and 130XE computers. Custom cases may be an optional expense. The **Black Box** performs three main tasks: interface to a SASI/SCSI bus device (hard disks), Parallel printer port, and a RS232 port. A fourth option, available soon, will be a floppy disk port, especially useful to XF-551 owners. The SASI/SCSI port provides the necessary signals for hooking up most common hard disks. You may partition your hard disk into as many drives as you wish; up to 9 can be accessed at a time. By pressing one of the buttons on the **Black Box**, you will enter the configuration menu, where you can re-assign drive numbers, etc. When you exit, you will be right back in the program you were running when the switch was pressed. Each hard disk can be write-protected. The Parallel Printer port will allow you to hook up any printer that uses the standard Centronics interface. As an option, you can use the computer's extra memory as a printer buffer, or order the **Black Box** with 64K of on-board RAM. You may assign printer number and line-feed options within the menu (for use with multiple printers). Another amazing feature of the **Black Box** is the built-in screen dump. By pressing a button (on the box), the contents of your screen will be dumped to your printer (you can define text or graphics modes with a switch!) The RS232 port supplies the full RS232C spec signals for connection to a modem, or another machine (for null-modem). The handler for the **Black Box**'s modem port is built in and takes up NO memory! The port handles rates up to TRUE 19.2K BAUD! A future upgrade for the **Black Box** is a floppy disk interface board. This will allow the addition of up to four 5.25" or 3.5" mixtures of floppy drives to be used with the system. The drives will act like standard single/enhanced/double density disk drives, but MUCH faster! All drives will be Super Archiver compatible, and support up to 2 sides of 80 tracks. Along with this hardware upgrade will come software capable of reading, writing, and formatting disks in IBM's MS-DOS format and the Atari ST format, and allow you to transfer files between those disk formats and the Atari's format. In addition, a machine language monitor has been added to allow memory disassembly, memory/register changes, and more. The Price of the **Black Box** is \$199.95 for the basic unit and \$249.95 with 64K of RAM (for printer spooler) plus \$8 for S/H/I. An optional custom **BLACK BOX** case is available for \$39.95 extra.

### \$19995 The "MULTIPLEXER"! © \$19995

This device brings the power and flexibility of larger systems to your 8-bit. The **Multiplexer** is a device (actually a collection of modules) that allow up to 8 Atari's to read and write to the same drive (typically a hard disk), printer, and talk to each other. One "master" computer (any 8-bit) is equipped with the master **Multiplexer** interface. Then up to 8 "slave" computers can hook up to the master, each having their own slave interface. The "common" peripherals (things that are to be shared) are connected to the master computer. On each slave, all disk and printer I/O is routed through the master, so no drives are needed on them. The master computer can be configured in any manner you wish - you can for example have certain peripherals "local" to the slave, or routed to a different number on the master. Under development is a BBS system that will make full use of this device, allowing up to 8 lines/users to be using the system at the same time! A multiuser chat mode is a feature of this program, however, you do not NEED this program to run a BBS with the **Multiplexer** (but be warned that not all BBS programs will run concurrently). All slaves are independent, and do not need to have the same program running on them. This system is excellent for BBS SysOps, because you can be using your hard disk(s) while still running your BBS uninterrupted! Another example is in a classroom situation, or anywhere a disk needs to be shared by different people. This is an EXCELLENT programming/debugging tool as well! The **Multiplexer** price is \$199.95 for a master and two slave units (plus \$5 S/H/I). Additional slave units are \$69.95 each.

### \$2995 "XF551 ENHANCER"! © \$2995

The XF551 Atari drive is a fine product with one major flaw...It writes to side TWO of your floppy disks BACKWARDS. This causes read/write incompatibility problems with all other single sided drives made for Atari such as Indus, Irak, Rana, Percom, Astra, Atari 1050, Atari 810, etc. Add the **XF551 ENHANCER** to the new XF551 drive and your problems are over! This device will restore 100% compatibility while retaining original design qualities of Atari's super new drive. The **XF551 ENHANCER** is a MUST for all XF551 Owners. Installation is simple. Only \$29.95 plus \$4 S/H/I.

### \$9995 The "POWER PLUS"! © MEMORY UPGRADE \$9995

(for 800XL's and 130XE's only)

C.S.S. has made the **Power Plus** memory upgrades available on an "unadvertised" basis to our regular patrons. These upgrades have become so popular we are now making them available to everyone! For those of you unfamiliar with **Power Plus** upgrade, it is the most COMPATIBLE upgrade available for the 800XL or 130XE. All other upgrade kits have some degree of INCOMPATIBILITY with certain software programs. C.S.S. studied this problem and developed the **POWER PLUS** upgrade which, to the best of our knowledge, appears to be 100% compatible. To upgrade a 130XE to 320K is only \$99.95. To upgrade an 800XL to 320K is only \$149.95 (circuitry from a 130XE is actually transplanted into the 800XL). Add \$5 for S/H/I. C.S.S. will install these upgrades for only \$20 if you wish.

### \$3995 The SIO "POWER BOOSTER"! © \$3995

Weak data signals are often the problem of errors in data transmissions, especially when working in High or Ultra Speed modes! Long cables, modems, interfaces, and other devices that draw their power from the computer rather than having their own power supply often degrade the waveform of the signals between your computer and other peripherals, sometimes resulting in errors. The **SIO Power Booster Cable** will amplify the signal to and from your computer 20 to 100 times providing perfect square-wave data transmissions regardless of peripherals used. The **"SIO Power Booster" Cable** looks like a standard SIO cable and simply plugs into your computer! Only \$39.95 plus \$5 S/H/I.

## BEST SELLERS

### \$6995 The "SUPER ARCHIVER"! © \$6995

(for ATARI 1050 drives)

The new **SUPER ARCHIVER**, obsoletes all copying devices currently available for the **ATARI 1050!** It eliminates the need for Patches, PDB files, Computer Hardware, etc. Copies are exact duplicates of originals and will run on any drive; without exaggeration, the **SUPER ARCHIVER** is the most powerful **PROGRAMMING/COPYING** device available for the 1050! Installation consists of a plug-in chip and 6 simple solder connections. Software included. Features are:

- TRUE DOUBLE DENSITY
- ULTRA-SPEED read/write
- FULLY AUTOMATIC COPYING
- SUPPORTS EXTRA MEMORY
- SCREEN DUMP to printer
- TOGGLE HEX/DEC DISPLAY
- SECTOR or TRACK TRACING
- AUTOMATIC DIAGNOSTICS
- DISPLAYS HIDDEN PROTECTION
- ADJUSTABLE-CUSTOM SKEWING
- AUTOMATIC SPEED COMPENSATION
- AUTOMATIC PROGRAMMABLE
- PHANTOM SECTOR MAKER
- ARCHIVER/HAPPY ARCHIVER COMPATIBLE
- BUILT-IN EDITOR reads, writes, displays up to 35 sectors/track short
- BUILT-IN CUSTOM FORMATTER up to 40 sectors/track
- BUILT-IN DISASSEMBLER
- BUILT-IN MAPPER up to 42 sectors/track
- DISPLAYS COPIES Double Density HEADERS
- AUTOMATIC FORMAT LENGTH CORRECTION
- SIMPLE INSTALLATION

The **SUPER ARCHIVER** is so POWERFUL that only programs we know that can't be copied are the newer **ELECTRONIC ARTS** and **SYNFILE/SYNCALC** (34 FULLSECTORS/track). If you want it ALL...buy the "BIT-WRITER" also... then you'll be able to copy even these programs! Only \$69.95 plus \$5 S/H/I.

### JUST RELEASED

### \$9995 The "SUPER ARCHIVER II"! © \$9995

(for ATARI 1050 drives)

NOW! COPIES all ENHANCED DENSITY programs plus retains all of the features of our World Famous **SUPER ARCHIVER!** (see above). Allows you to COPY or CREATE single or ENHANCED density protection schemes (including **PHANTOM SECTORS!**). Completely automatic; compatible with the **BIT-WRITER I**; the **ULTIMATE BACKUP/PROGRAMMING** device! Only \$99.95 plus \$4 S/H/I. NOTICE! If you already own a **SUPER ARCHIVER!**, you can upgrade to a **SUPER ARCHIVER II** for only \$29.95 plus \$5 S/H/I (disk only-no additional hardware required).

### \$6995 The "ULTRA SPEED PLUS"! © \$6995

Imagine a universal XL/XE Operating System so easy to use that anyone can operate it instantly, yet so versatile and powerful that every Hacker, Programmer and Ramdisk owner will wonder how they ever got along without it! **Ultra Speed Plus** puts unbelievable speed and convenience at your fingertips. Use ANY DOS to place an **ULTRA SPEED** format on your disks; boot any drive (1-9) upon power-up, format your **RAMDISK** in Double Density, activate a built-in **400/800 OS** for software compatibility, plus dozens of other features too numerous to mention! Below are just a FEW features you'll find in the amazing OS:

- BUILT IN **RAMDISK** configuration editor! (9)
- **RAMDISK** exactly duplicates floppy drive so sector copying and sector editing are now possible
- Built-in MINI Sector Copier
- Toggle **SCREEN OFF** for up to 40% increase of processing speed
- Toggle internal **BASIC**
- Ram resident disk loader program (**MACHIO** menu)
- **DOUBLE DENSITY RAMDISK** capable
- Entire **MEMORY** test that pinpoints defective **RAM** chip
- Boot any drive (1-9) upon power-up or cold-start
- Supports memory upgrades up to **TWO MEGABYTES**
- **THREE** Operating Systems in one: **XL/XE, 400/800, ULTRA SPEED PLUS!**
- **ULTRA SPEED SIO** for most modified drives
- **ULTRA SPEED** is toggleable
- Boot directly from **RAMDISK**
- Special timer circuits not required for 1 or 2 Meg upgrades
- Background colors adjustable
- Reverse use of **OPTION** key
- Cold-start without memory loss
- Built-in floppy/disk configuration editor (1-9)

### \$3995 The "RICHMANS"! © \$3995

#### 80 Column Word Processor

Easy to use, very powerful, and NO ADDITIONAL HARDWARE required! Works with TV or Monitor! This "DISK ONLY" 80 Column Word-Processor is simple to use while offering numerous features such as:

- Completely Menu driven
- Self contained DOS
- Complete Text Formatting
- Built-in Printer Drivers
- Page numbering
- Justify and Endfill
- High speed Cursor
- Spell Checker
- 80 COLUMNS ON THE SCREEN!
- Insert and Delete
- Search Mode
- View only mode
- Memory Statistics
- Alternate Output
- Change screen Colors, borders, luminesce
- Mouse compatible
- XEP-80 Compatible

One expert has compared 40 domestic and foreign word-processors and concluded that the **RICHMANS 80 Column Word-Processor is the best!** Only \$39.95 plus \$5 S/H/I. (64K required).

### \$7995 The "BIT-WRITER"! ©

The Super Archiver **"BIT-WRITER"** is capable of duplicating even the "uncopyable" EA and SYN series which employ 34 FULL sectors/track. The **"BIT-WRITER"** is capable of reproducing these and FUTURE protection schemes of non-physically damaged disks. Simple installation... **PLUG-IN** circuit board and 4 simple solder connections. The **"SUPER ARCHIVER"** with the **"BIT-WRITER"** is the ultimate **PROGRAMMING/COPYING** device for Atari 1050's. **EXACT DUPLICATES** of originals are made! Copies run an ANY drive. MUST be used with Super Archiver. Only \$79.95 plus \$5 S/H/I.

### \$3995 The "QUINTOPUS"! © \$3995

The **"QUINTOPUS"** is an inexpensive device that provides a tremendous amount of convenience while eliminating the problems associated with the endless "daisy-chaining" of peripherals (eg. drives, interfaces, printers, modems, cassettes, etc.). The **"QUINTOPUS"** is an I/O port expander that converts a single I/O output/input into five additional outputs/inputs. Instead of daisy-chaining all your peripherals (which often times results in passing a signal through 30 feet or more of cable), the **"QUINTOPUS"** allows each device to be connected directly to the computers through only three or four feet of cable. This is particularly useful when attempting to use **ULTRASPEED** or **WARPSPEED** data transfer rates. The **"QUINTOPUS"** also provides the "extra" I/O ports often needed to connect devices not having daisy-chaining capabilities. Cable resistance and capacitance are greatly reduced thereby significantly improving the opportunity of accurate data transfers! Only \$39.95 plus \$5 S/H/I. SIO cable is \$5 extra if needed.

### \$5995 The "QUINTOPUS"! © \$5995

(with SWITCHABLE PORTS!)

This Deluxe version of the **"QUINTOPUS!"** has all of the above features with the additional benefits of two **SWITCHABLE PORTS!** This means you can connect two computers to one printer or two printers to one computer; you can switch in a computer/printer combination and while you're printing out a long document, switch in a second computer to access a modem, disk drive, cassette deck, etc.! Switch multiple combinations of peripherals or computers without the hassle or re-arranging I/O cables...simply flip a switch! Only \$59.95 plus \$5 S/H/I. SIO cable is \$5 extra if needed.

## HARD DRIVE SPECIALS

COMPLETE Hard Drive Systems from C.S.S. include the **BLACK BOX**, power supply, logic board, controller, DOS, cables and assorted software! All systems are wired, preformatted and have sample programs on them. Simply take it out of the box, plug it in and BOOT...no hassles! We currently stock 5 MEG to 80 MEG systems ranging from \$495 to \$895. Sizes range from 3 1/2 inch, 5 1/4 inch, to 8 inch industrial quality. Call!

Controllers available separately from Xebec, Adaptec, Seagate, Konan, and Western Digital. Call for pricing.

SPECIAL-SPECIAL! 5 MEG REMOVABLE disk Hard Drive — BRAND NEW — only \$495 complete! Hard Drive sold separately in limited quantities for only \$99.95. Excellent for backing up larger HD systems! (Original drive cost was \$1100!)

## LIMITED SPECIALS

These specials are available on a first come first served basis. Pre-owned items are in exceptionally clean condition and are in perfect operating order. All items are warranted. Sorry...no rainchecks. Order 5 or more items and we'll pay the freight. These SPECIALS are for C.S.S. customers only - NO DEALER DISCOUNTS! Add \$5 to order for S/H/I!

	NORMALLY	LIMITED SPECIAL
1. 130XE with 320K POWER PLUS upgrade and Ultra Speed Plus installed (with power supply and cable)		\$ 250
2. 1050 DISK DRIVES with SUPER ARCHIVER II and SILENCER installed (with power supply and cable)		\$ 250
3. SUPER PILL (without case)	\$ 80	\$ 22
4. ULTRA MENU/DOS	\$ 30	\$ 19
5. DISKCRACKER (Newest version)	\$ 50	\$ 19
6. ELECTRONIC PHANTOM SECTOR MAKER DELUXE	\$ 60	\$ 35
7. IMPOSSIBLE for 800 or 800XL	\$ 150	\$ 69
8. KLONE II (Generic HAPPY Backup)	\$ 100	\$ 75
9. SILENCER	\$ 30	\$ 19
10. BLACK PATCH (MASTER)	\$ 50	\$ 25

## REPAIRS

For 24-48 hour repair service on Atari computers or drives, call our repair department at (716) 586-5545 day or night. All work is guaranteed. NO minimum estimate fees; if you have two or more items for repair and don't want to spend any money... send them to us and we'll use the parts from both defective items to make one good working unit of NO CHARGE... we'll keep the other defective item for parts!







# B&C ComputerVisions

3257 KIFER ROAD  
SANTA CLARA, CA 95051  
(408) 749-1003  
(408) 749-9389 FAX



STORE HOURS  
TUE - FRI 10am - 6pm  
SAT - 10am - 5pm  
CLOSED SUN - MON

## 8-BIT INTEGRATED CIRCUITS

<b>\$3.50 EACH:</b>		
ASSEM REV.A	800 CPU 6502	RAM 6810
BASIC REV.A	810 ROM C	POKEY
MPU 6507	800 ANTIC	PIA 6502
PIA 6532	OS ROMS (499B-599B)	
<b>\$4.50 EACH:</b>		
1771 FDC	XL CPU 14806	GTIA
1050 ROM	XL/XE MMU	XL DELAY
<b>\$12.00 EACH:</b>		
ASSEM REV.B	XE GATE ARRAY	XL ANTIC
VCS TIA 444	BASIC REV C	850 ROM B
FREDDIE	XL/XE OS	

## NEW PRINTED CIRCUIT BOARDS WITH PARTS

800 MAIN/CHIPS ...	10.00	800 10K O/S ..	10.00
800 16K RAM .....	10.00	800 POWER ....	5.00
810 SIDE WITH D/S	15.00	800 CPU W/GTIA	10.00
810 ANALOG .....	10.00	810 POWER ....	15.00

## JOYSTICKS

ATARI STANDARD(2)	12.00	WICO 3-WAY ..	14.95
EPYX 200 XJ .....	16.95	WICO BAT HNDL.	22.00
EPYX 500XJ .....	19.95	POWER PLAYER .	29.95
SLICK STICK .....	9.95	ERGOSTICK ....	24.95
TAC-2 .....	12.99	STARMASTER ...	14.95
TAC-3 .....	14.95	TAC-5 .....	19.95

## RUN MAC SOFTWARE ON YOUR ST!!

MAGIC SAC .....	59.95	64K MAC ROMS .	9.95
SPECTRE .....	179.95	128K MAC ROMS	159.95
TRANSLATOR ONE ..	279.95	MAC FINDER ..	44.95
DISCOVERY OPT.0	188.00	DISC.OPT.2 ..	266.00

## 8-BIT DISK DRIVES

ATARI 810 .....	130.00
ATARI 810 WITH NO CASE .....	85.00
ATARI XF551 .....	199.95
B&C 810 .....	130.00
1050 WITH SUPER ARCHIVER .....	250.00
1050 WITH HAPPY ENHANCEMENT .....	275.00
1050 WITH US DOUBLER INSTALLED .....	225.00
1050 RECONDITIONED .....	175.00
INDUS GT .....	175.00
ASTRA 1001 WITH PRINTER INTERFACE .....	175.00

## POWER PACKS

65XE .....	12.00	2600 .....	5.00
800/810/1050 ...	10.00	1027 .....	29.95
800XL/130XE ...	20.00	520 EXTERNAL ...	50.00
830/835 .....	10.00	520/1040 INTRNL	75.00
1030 .....	10.00	ST DISK DRIVE ..	35.00

## HAPPY ENHANCEMENT 810 OR 1050 \$99.95 1050 SUPER ARCHIVER CHIP \$69.95



DE RE  
ATARI  
\$10.00

## ST INTEGRATED CIRCUITS

DISK CONTROLLER WD1772 .....	25.00
PHOTO COUPLER PC900 .....	2.95
YAMAHA SOUND CHIP .....	10.00
6850 ACIA .....	3.95
68000-8 CPU .....	27.00
KEYBOARD CHIP .....	15.00
DMA CONTROLLER .....	26.00
MMU .....	28.00
VIDEO SHIFTER .....	26.00
GLUE CHIP .....	28.00
BLITTER .....	39.95

## ATARI 520/1040/MEGA ST SOFTWARE

### ENTERTAINMENT

10TH FRAME BOWLING .	22.50	JAWS .....	35.95
A DAY AT HE RACES ..	35.95	JET .....	44.95
ADULT POKER .....	17.95	JINXTER .....	9.95
ALP'S FIRST ADVENTURE	13.50	JOKER POKER ..	53.95
ARTURA .....	35.95	KARATE KID II ..	35.95
AFTERBURNER .....	35.95	KENNEDY APPROACH	44.95
ALIEN SYNDROME .....	35.95	KING OF CHICAGO ..	21.50
AXE OF RAGE .....	44.95	KINGS QUEST .....	44.95
BACKGAMMON .....	31.50	KINGS QUEST II ..	44.95
BAL. OF POWER 1990 ..	44.95	KINGS QUEST III ..	44.95
BARD'S TALE .....	17.95	KINGS QUEST IV ..	44.95
BATMAN .....	35.95	KNIGHT ORK .....	9.95
BATTLE CHESS .....	44.95	KULT .....	44.95
BATTLEHAWKS 1942 ...	44.95	LAST DUEL .....	17.95
BISHMARK .....	35.95	LEADERBOARD DUEL PACK	22.50
BLOCKBUSTER .....	44.96	L.E.D. STORM .....	17.95
BORODINO .....	53.95	LEISURE SUIT LARRY ..	35.95
CAPTAIN BLOOD .....	44.95	LEISURE SUIT LARRY II	44.95
CARRIER COMMAND ..	14.95	LOST DUTCHMAN'S MINE	44.95
CENTERFOLD SQUARES ..	26.95	MANHUNTER .....	44.96
COLOSSUS CHESS .....	44.95	MARBLE MADNESS ..	31.50
DEJAVU .....	44.95	METROCROSS .....	22.50
DEJAVU II .....	44.95	MICROLEAGUE B BALL II	53.95
BATTLE TECH .....	44.95	MOEBIUS .....	35.95
DEATH BRINGER .....	35.95	NINE PRINCESS AMBER	13.50
DEMON'S WINTER .....	35.95	OBLITERATOR .....	22.50
DOUBLE DRAGON .....	35.95	OIDS .....	31.50
DRAGONNINJA .....	35.95	OFF SHORE WARRIOR ..	35.95
DUNGEON MASTER .....	35.95	OPERATION WOLF .....	35.95
EMPIRE .....	44.95	OUTRUN .....	44.95
F 16 COMBAT PILOT ..	44.95	PALADIN .....	35.95
FALCON .....	44.95	PALADIN QUEST DISK ..	22.50
FALCON MISSION 1 ..	35.95	PAWN .....	9.95
FIREZONE .....	31.50	PIRATES .....	40.50
GAUNTLET .....	44.95	PLATOON .....	35.95
GAUNTLET II .....	44.95	POLICE QUEST .....	44.95
GOLDEN PATH .....	4.95	POLICE QUEST 2 .....	44.95
GUILD OF THIEVES ...	9.95	POWER PLAY .....	35.95
HEROES OF THE LANCE ..	35.95	POPULOUS .....	44.95
HOSTAGE RESCUE MISS ..	40.50	PREDATOR .....	35.95
HOLE-IN-ONE MIN. GOLF	26.95	PSYCHO .....	26.95
HUNT FOR RED OCTOBER ..	44.95	ROBOCOPI .....	35.95
IKARI WARRIORS .....	35.95	RUNNING MAN .....	44.95
IMPOSSIBLE MISSION 2 ..	17.95	SCRABBLE .....	35.95
INTERNATIONAL SOCCER ..	35.95	SENTRY .....	9.95
INTO THE EAGLES NEXT ..	35.95	SHADOWGATE .....	44.95
		SPACE QUEST .....	44.95

SPACE QUEST II .....	44.95
SPACE QUEST III .....	44.95
STARGLIDER .....	14.95
STRIP POKER II .....	35.95
SUPER HANG-ON .....	35.95
TANGLEWOOD .....	35.95
TASS TIMES TONE TOWN	35.95
TECHNOPOP .....	44.95
TEST DRIVE .....	35.95
TRIS .....	26.95
TRACKER .....	9.95
TV SPORTS FOOTBALL ..	44.95
UMS .....	14.95
VEGAS CRAPS .....	31.50
VEGAS GAMBLER .....	31.50
WESTERN GAMES .....	26.95
WINTER GAMES .....	35.95
WAR IN MIDDLE EARTH ..	44.95
XYBOTS .....	35.95
ZAK MCKRACKEN .....	40.50
ZANY GOLF .....	17.95
ZERO GRAVITY .....	26.95

### MULTI-GAME PACKS

ACTION ST .....	35.95
ARCADE FORCE FOUR ..	44.95
AWESOME ARCADE ACTION	44.95
COMPUTER HITS .....	53.95
COMPUTER HITS II .....	35.95
FIVE STAR GAME PACK ..	44.95
MEGA PACK #1 .....	35.95
MEGA PACK #2 .....	35.95
TRIAD VOL. 1 .....	53.95

### PROGRAMMING

ASSEMBRO .....	53.95
C-BREEZE .....	44.95
DEVPACK .....	89.95
GFA BASIC 3.0 .....	89.95
HISOFT BASIC .....	71.95
HISOFT C INTERPRETER ..	89.95
LASER .....	179.95
LASER C DB .....	62.95
LOGO ST .....	9.95
MARK WILLIAMS C .....	161.95
MARK W. C DEBUGGER ..	62.95
TEMPUS II .....	62.95

### UTILITY

BACKUP .....	35.95
CODEHEAD UTILITIES ..	26.95
G+ PLUS .....	31.50
GOGO ST .....	31.50
HOTWIRE .....	35.95
IB DISK UTILITIES .....	31.50
MULTIDISK .....	26.95
NEO DESK 2.0 .....	44.95
PROCOPI .....	31.50
R.A.I.D. .....	44.95
REVOLVER .....	44.95
TURBO ST .....	44.95
WERKS .....	40.50

### PRODUCTIVITY

1ST WORD PLUS .....	89.95
ART & FILM DIRECTOR ..	71.95
AWARD MAKER PLUS .....	35.95
BASE TWO .....	53.95
CAD 3D 2.0 .....	80.95
CALANUS .....	269.95
CALANUS FONT EDITOR ..	89.95
CERTIFICATE MAKER .....	26.95
COMPUTE YOUR ROOTS ..	35.95
CYBER CONTROL .....	53.95
CYBER PAINT .....	71.95
CYBER TEXTURE .....	44.95
DATAMANAGER ST .....	71.95
D.E.G.A.S. ELITE .....	53.95
EASYDRAW/SUPERCHARG ..	134.95
EASY TOOLS .....	44.95
EZ-SCORE PLUS .....	134.95
EZ-TRACK .....	58.50
EDIT TRACK .....	179.95
FLASH .....	26.95
HABACOMM .....	9.95
HABAVIEW .....	19.95
HI-TECH MAIL PRO .....	53.95
HI-TECH ACCTS PAYBLE ..	62.95
HI-TECH GEN. LEDGER ..	62.95
INTERLINK .....	35.95
INVENTORY MASTER .....	89.95
KEY MARK .....	13.40
LABEL MASTER ELITE .....	40.50
LOW POWER .....	134.50
LOTTO-FILE .....	17.95

LOTTO LUCK .....	26.95
LUDWIG .....	134.95
LOGISTIX JR. VERS .....	89.95
MICROSOFT WRITE .....	49.95
MIDISOFT STUDIO .....	89.95
MUSIC STUDIO 88 .....	53.95
NEOCHROME .....	35.95
OCF ART STUDIO .....	9.95
PAGE STREAM .....	179.95
PARTNER ST .....	44.50
PHASAR .....	80.95
PRINTMASTER PLUS .....	35.95
PUBLISHER ST .....	116.95
SHADOW .....	26.95
STOS .....	53.95
STOS COMPILER .....	31.50
STOS SPRITES 600 .....	26.95
STOS MAESTRO .....	44.95
SUPERBASE PERSONAL ..	134.95
SWIFTCALC .....	71.95
TOUCHUP .....	161.95
WORDUP .....	71.95
WORD WRITER ST .....	71.95
WORD PERFECT .....	195.00

### EDUCATION

FIRST SHAPES .....	44.95
FIRST LETTERS/WORDS ..	44.95
SPELLING BEE .....	26.95
MATH TALK .....	44.95
MATH BLASTER PLUS .....	35.95
MAVIS BEACON TYPING ..	44.95
SKYPILOT .....	89.95
TBI PRE-CALCULUS .....	44.95
TBI CALCULUS .....	44.95
TBI ALGEBRA I .....	44.95
UNICORN:	
AESOP'S FABLES .....	44.95
ALL ABOUT AMERICA .....	53.95
ANIMAL KINGDOM .....	35.95
ARIBIAN NIGHTS .....	44.95
DECIMAL DUNGEON .....	35.95
FRACTION ACTION .....	35.95
MAGICAL MYTHS .....	44.95
READ & RHYME .....	35.95
READDARAMA .....	44.95
WORD MASTER .....	44.95

PRICES SUBJECT TO CHANGE WITHOUT NOTICE - ALL SALES ARE FINAL



# B&C ComputerVisions

3257 KIFER ROAD  
SANTA CLARA, CA 95051  
(408) 749-1003  
(408) 749-9389 FAX



STORE HOURS  
TUE - FRI 10am - 6pm  
SAT - 10am - 5pm  
CLOSED SUN - MON

## 800/XL/IXE SOFTWARE ALL TITLES ON DISK


### ENTERTAINMENT

12 ADAMS ADVENTURES	14.95
221B BAKER STREET	8.95
ALIANTS	26.95
ALT. REALITY CITY	26.95
ALT. REAL DUNGEON	26.95
ASSULT FORCE 3D	19.95
AUTO DUEL	35.95
BEYOND CASTLE WOLF	14.95
BANDITS	5.35
BISMARCK	26.95
BLOCK BUSTER	7.95
BORDINO:1812	22.50
BOULDERDASH CONSTR.SET	17.95
BRUCE LEE	8.95
CASTLE WOLFENSTEIN	14.95
CHAMP. LOPE RUNNER	26.95
CONFLICT IN VIET NAM	10.95
CONAN	8.95
COSMIC TUNNELS	9.95
CRUSADE IN EUROPE	10.95
D-BUG	7.95
DALLAS QUEST	7.95
DELUXE INVADERS	7.95
DECISION IN DESERT	10.95
F-15 STRIKE EAGLE	14.95
FIGHT NIGHT	17.95
GAUNTLET (64K)	31.50
DEEPER DUNGEONS	22.50
GRAPHIC ADVENTURES 1-6	26.95
GUNSLINGER	26.95
HARD HAT MAC	7.95
INFILTRATOR	13.50
JAWBREAKER	9.95
KARATEKA	13.50
KNICFERBOCKERS	13.50
KENNEDY APPROACH	10.95
LAST V-8	8.95
L.A. SWAT/PANTHER	8.95
LEADERBOARD	13.50
LODE RUNNER	13.50
MICROLEAGUE BASEBALL	35.95
NAPOLEON AT WATERLOO	22.50
NEVER ENDING STORY	8.95
MONTEZUMA'S REVENGE	14.95
MOUSEQUEST	17.95
MOON SHUTTLE	7.95
NATO COMMANDER	10.95
NIBBLER	12.95
NINJA	8.95
OIL'S WELL	9.95
O'RILEY'S MINE	9.95
PENSATE	14.95
PIE MAN	14.95
PIRATES OF BARB. COAST	22.50
PITFALL/DEMON ATTACK	13.50
PREPPIE I & II	9.95
ROME & THE BARBARIANS	17.95
SILENT SERVICE	12.95
SOLO FLIGHT	12.95
SPIREFIRE 40	31.50
SPY VS. SPY I & II	9.95
STARBASE HYPERION	7.95
STARFLEET I	44.95
STAR RAIDERS II	17.95
STOCKMARKET	22.50
STRIP POKER	26.95
SUMMER GAMES	17.95
TAX DODGE	9.95
TEMPLE OF APASHAI	9.95
THE HULK	5.35
THEATRE EUROPE	8.95
TOP GUNNER	10.95
TRAILBLAZER	26.95
ULTIMA II	35.95
ULTIMA III	35.95

ULTIMA IV	53.95
UNIVERSE	44.95
WINTER CHALLENGE	13.50
ZAXXON (400/800)	13.50

### PROGRAMMING

DOS 2.5	7.95
DOS XE	10.00
DISK I/O	26.95
KYAN PASCAL	62.95
LIGHTSPEED C	35.95



### PRODUCTIVITY

ANIMATION STATION	79.95
ATARIWRITER/SPELLCHK	44.95
ATARIWRITER 80	
REQUIRES XEP80	44.95
ATARI BOOKKEEPER	14.95
AWARDAWARE (1050)	13.50
BANK STREET WRITER	14.95
BLAZING PADDLES	31.50
COMPUTE YOUR ROOTS	35.95
DATAMANAGER	8.95
ELECTRONIC CHECKBOOK	8.95
FAMILY FINANCE	6.95
FORMS GENERATOR	21.50
HOME ACCOUNTANT	19.95
HOME FILING MANAGER	6.95
HOMEPAK	24.95
INVENTORY MASTER	80.95
LETTER WIZARD	29.95
MONEY MANAGER	8.95
MUSIC CONSTRUCTION SET	13.50
NEWSROOM (1050 - 64K)	13.50
NEWS STATION	26.95
NEWS STA. COMPANION	26.95
PAGE DESIGNER	26.95
PAINT	12.95
PRINT POWER (1050)	13.50
PRINTKIT (1050)	13.50
PRINTSHOP	34.95
P.S. COMPANION (64K)	24.95
P.S.GRAPHICS LIBRARY 1	17.95
P.S.GRAPHICS LIBRARY 2	17.95
P.S.GRAPHICS LIBRARY 3	17.95
PROOF READER	17.95
PUBLISHING PRO	35.95
RUBBER STAMP	26.95
SYNTREND	14.95
SUPER MAILER	35.95
THE LOTTO PROGRAM	17.95
TIMWISE	6.95
TURBOWORD 80	44.95
TURBOFILE 80	44.95
* REQUIRES XEP80	
VIDEO TITLESHP (64K)	26.95
VIRTUOSO	29.95
VISICALC	24.95

### EDUCATION

BUZZWORD	22.50
FRACTIONS MULTPLY/DIV	7.95
GRANDMA'S HOUSE (-10)	9.95
HEY DIDDLE (AGE 3-10)	9.95
LINEAR EQUATIONS	7.95
LINKWORD: SPANISH	22.50
LINKWORD: GERMAN	22.50
LINKWORD: FRENCH	22.50

LINKWORD: ITALIAN	22.50
MASTER TYPE	14.95
PRE-SAT WORD ATTACK	14.95
SAT PRACTICE TESTS	19.95
SNOOPER TROOPS CASE #1	9.95
SNOOPER TROOPS CASE #2	9.95
STATES AND CAPITALS	9.95
SPELLING BEE (AG 5-10)	14.95
TOUCH TYPING	9.95
QUIZ MASTER CONSTR.	8.95
QUIZ MSTR. USA CONSTR.	8.95

### AMERICAN EDUCATION:

A+ BIOLOGY G10+	17.95
A+ GERMAN	17.95
A+ GRAMMAR G4+	17.95
A+ READING COMP G1-8	17.95
A+ SCIENCE G3-4	17.95
A+ SCIENCE G5-6	17.95
A+ SCIENCE G7-8	17.95
A+ SPANISH	17.95
A+ SPELLING G2-8	35.95
A+ U.S. GOV. G10+	17.95
A+ U.S. HIST. G5+	17.95
A+ VOCABULARY G4+	17.95
A+ WORLD GEOG. G8+	17.95
A+ WORLD HIST. G8+	17.95
(G = GRADE LEVEL)	

### ATARI:

CONCENTRATION	9.95
DIVISION DRILL	9.95
GRAPHING	9.95
INSTRUCTIONAL COMPUT	9.95
PLAYER MAKER	9.95
PREFIXES	9.95
SCREEN MAKER	9.95
SECRET FORMULA INTERN	9.95
SECRET FORMULA ADVANC	9.95
SPELL IN CONTEXT 8	9.95
BUY 2, GET ONE FREE!!	

### CBS (AGE 3-6):

ASTROGROVER	8.95
BIG BIRD SPEC DELIVE	8.95
ERNIE'S MAGIC SHAPE	8.95

### DESIGNWARE:

MATHMAZE (6-11)	26.95
MISSION ALGEBRA (13+)	13.50
SPELLICOPTER (6-11)	26.95

### TINK TONK (AGE 4-6):

ABC'S	8.95
COUNT AND ADD	8.95
SMART THINKER	8.95
SPELLING	8.95
SUBTRACTION	8.95
THINKING SKILLS	8.95
ALL 6 TINK TONKS	39.95

### UNICORN:

10 LITTLE ROBOTS	
(PRE-SCHOOL)	26.95
FUN BUNCH (6-ADULT)	26.95
RACECAR RITHMETIC	
(AGE 6+)	26.95

### WEEKLY READER (PRE-SCHOOL):

STICKY BEAR SHAPES	26.95
STICKY BEAR NUMBERS	26.95
STICKY BEAR ABC'S	26.96
STICKY BEAR OPPOSITE	26.95
SB BASKET BOUNCE	26.95
STICKY BEAR BOP	26.95
RUN FOR IT	26.95
PIC BUILDER	26.95

## 800/XL/IXE SOFTWARE ALL TITLES ON CARTRIDGE

### ENTERTAINMENT

3D TIC-TAC-TOE	9.95
AIRBALL (XL/XE)	24.95
ALIEN AMBUSH	9.95
ACE OF ACES (XL/XE)	24.95
ARCHON	14.95
ASTEROIDS	15.95
ASTRO CHASE	14.95
ATARI TENNIS	9.95
ATLANTIS	14.95
BALL BLAZER	14.95
BARNYARD BLASTER	24.95*
BASKETBALL	14.95
BATTLEZONE	19.95
BLUE MAX	19.95
BOULDERS & BOMBS	14.95
CAVERNS OF MARS	14.95
CENTIPEDE	14.95
CHICKEN	7.00
CHOPPLIFTER	19.95
CLAIM JUMPER (400/800)	9.95
CLOUDBURST	9.95
CRIME BUSTER	24.95*
CROSSBOW	24.95*
CROSSFIRE	9.95
CRYSTAL CASTLES (XL/XE)	19.95
DARK CHAMBERS (XL/XE)	24.95
DAVIDS MIDNIGHT MAGIC	19.95
DEFENDER	9.95
DESERT FALCON	14.95
DIG DUG	19.95
DONKEY KONG	10.00
CART ONLY	5.00
DONKEY KONG JR.	19.95
EASTERN FRONT (1941)	19.95
E.T. PHONE HOME	9.95
FIGHT NIGHT	19.95
FINAL LEGACY	19.95
FOOD FIGHT (XL/XE)	19.95
FOOTBALL	14.95
FROGGER	14.95
GALAXIAN	9.95
GATO	24.95
GOLF (400/800)	9.95
HARDBALL	19.95
INTO EAGLES NEST (XL/XE)	19.95
JOUST	19.95
JUNGLE HUNT	12.95
KABOOM!	14.95
KARATEKA	19.95
KRAZY ANTICS	14.95
LODE RUNNER	24.95
MARIO BROS (XL/XE)	19.95
MEGANIA	9.95
MILLIPEDE	9.95
MISSILE COMMAND	10.00
MOON PATROL	19.95
MR. COOL	9.95
MS. PAC MAN	19.95
NECROMANCER	19.95
ONE ON ONE (XL/XE)	19.95
PAC MAN (CART ONLY)	5.00
PENGO	19.95
PLATTERMANIA	9.95
POLE POSITION	19.95
POPEYE	14.95
Q-BERT	14.95
QIX	9.95
RESCUE ON FRAC TALAS	19.95
RETURN OF THE JEDI	14.95
ROBOTRON:2084	14.95
SLIME (400/800)	7.00
SPRINGER	7.95
SPACE INVADERS	14.95
STAR RAIDERS	5.00
STAR RAIDERS II	19.95

SUBMARINEE COMMANDER	14.95
SUMMER GAMES (XL/XE)	24.95
SUPER BREAKOUT	9.95
SUPER COBRA	14.95
THUNDERFOX	19.95
TURMOIL	9.95

### PROGRAMMING

ACTION!	71.95
ACTION! TOOLKIT-DISK	26.95
BASIC XL	53.95
BASIC XL TOOLKIT-DISK	26.95
BASIC XE	71.95
DIAMOND (GEM O/S)	69.95
LOGO	29.95
MAC/65	71.95
MAC/65 TOOLKIT-DISK	26.95
PILOT	19.95
SPARTA DOS X	71.95

### PRODUCTIVITY

ATARIWRITER	29.95
ATARIWRITER (CART ONLY)	19.95
FUN WITH ART	14.95
MICROFILERS	22.50



### EDUCATION

ATARI LIGHT MODULE	
(REQ. STARTER SET)	9.95
MATH ENCOUNTERS	9.95

FISHER PRICE (PRE SCHOOL):	
DANCE FANTASY	8.95
LINKING LOGIC	8.95
LOGIC LEVELS	8.95
MEMORY MANOR	8.95
ALL 4 FOR ONLY	24.95

SPINMAKER (AGE 3-10):	
ALF IN COLOR CAVES	9.95
ALPHABET ZOO	9.95
DELTA DRAWING	9.95
FACEMAKER	9.95
KIDS ON KEYS	9.95
KINDERCOMP	9.95
STORY MACHINE (XL/XE)	9.95
(AGE 7 - ADULT):	
ADV.CREATOR (400/800)	9.95
FRACTION FEVER	9.95
(* = REVER. LIGHT GUN)	



**SPECIAL PRICE**  
**ATARI**  
**XE GAME MACHING**  
**NOW ONLY**  
**\$99.95**  
**LIMITED TIME ONLY**  
LIGHTGUN ..... 34.95

## SUPER SPECIALS

RECONDITIONED ATARI MERCHANDISE 30 DAY WARRANTY


800 (48K) COMPUTER \$79.95	SPACE AGE JOYSTICK \$5.00.	3-1/2" DISKS AS LOW AS 75 CENTS 10 FOR \$8.95 100 FOR \$80 1000 FOR \$750 DOUBLE SIDED WITH OLD DEMO SOFTWARE	1020 COLOR PRINTER/PLOTTER \$19.95 (new in box) 40 COLUMNS WIDE INC. PENS, PAPER, ETC.	600XL COMPUTERS 64K - \$64.95 16K - \$49.95	5-1/4" DISKETTES AS LOW AS 20 CENTS 10 FOR \$4.00 100 FOR \$29.95 1000 FOR \$200 MOST ARE UNNOTCHED WITH OLD SOFTWARE
1030 MODEM WITH EXPRESS! \$24.95	ATARI TRACKBALL \$9.95			ATARI NUMERIC KEYPAD \$7.95	

SHIPPING INFORMATION - Prices do not include shipping and handling. Add \$5.00 for small items (\$8.00 Min. for Canada). Add \$8.00 for disk drive. Add \$2.75 for C.O.D. Calif. res. include 7% sales tax. Mastercard and Visa accepted if your telephone is listed in your local phone directory. Orders may be pre-paid with money order, cashier check, or personal check. Personal checks are held for three weeks before order is processed. C.O.D orders are shipped via UPS and must be paid with cash, cashier check or money order. International and APO orders must be pre-paid with cashier check or money order. \$20.00 minimum on all orders. All sales are final - no refunds - prices are subject to change.

Phone orders accepted **TUESDAY THROUGH FRIDAY** from 10:00 am to 6:00 pm PST.  
We carry a full line of **ATARI** products - large public domain library - write or call for free catalogue

PRICES SUBJECT TO CHANGE WITHOUT NOTICE - ALL SALES ARE FINAL





In case you haven't already heard the news, **Antic** is now the last U.S. magazine covering Atari XE/XL/800 computers exclusively.

In order to continue bringing you useful and entertaining new disk software, informative teaching articles, detailed reviews and the latest news about the best 8-bit personal computers ever made, Antic Publishing was forced to make a tough decision. . .

Starting with the previous issue, **Antic** Magazine became a bi-monthly publication. It will now be published six times yearly, every other month.

Of course, **Antic** subscribers will continue receiving every issue they paid for. The only difference is that now **Antic** comes out every second month. At just \$28 for a one-year subscription of six exclusive magazines-plus-disk, **Antic** remains one of the greatest bargains still available for 8-bit Atari users.

We regret that it was impossible to announce **Antic's** switch to bi-monthly publication in the previous issue, when it actually happened. The schedule changeover had to be decided quickly, while the October 1989 issue was already at the printer. There was only enough time to change the date to October/November 1989 on the front cover.

We have been very heartened by the support that **Antic** continues to receive from thousands of committed 8-bit Atari users like you (and a few dedicated advertisers too). Admittedly, lean times have fallen on the 8-bit Atari today—as well as on all other 64K-128K personal computers. Still, there's a core group of Atari enthusiasts who keep spending their money to continue getting the useful information and high-quality original software that **Antic** has provided for Atarians non-stop since 1982.

At this point, **Antic** has become a reader-supported magazine. (We're certainly not supported by advertising, backed by a big publishing conglomerate, or subsidized by Atari.) We actually consider ourselves to be in a partnership with our readers. Like us, your goal is to keep your Atari 8-bit as a workable computing tool for many more years. Together, **Antic** and you can do it.

*Nat Friedland*

Nat Friedland  
Editor, **Antic**

# Antic

James Capparell  
*Publisher*  
John Taggart  
*Associate Publisher*

**EDITORIAL**  
Nat Friedland  
*Editor*  
Carolyn Cushman  
*Associate Editor*  
Marta Deike  
*Editorial Coordinator*  
Bill Marquardt, Aki Rimpilainen  
*Technical Assistants*

**ART**  
Julianne Ososke  
*Creative Services Director*  
Jim Warner  
*Art Director*  
Kristi Johnson Simkins  
*Associate Art Director*  
Jim Ivers  
*Typographer*  
Daniel Goodwin  
*Production Assistant*  
Georgia Solkov  
*Cover Photography*

**CIRCULATION**  
(415) 957-0886  
Ira Epstein  
*Circulation Consultant*  
Kable News  
*National Distribution*  
Ann Dunlap  
*Fulfillment Manager*  
Charlie Sullivan  
*Distribution Coordinator*

**ADVERTISING**  
(415) 957-0886  
Denny Riley  
*Western Sales Representative*  
Michael Evans  
*Eastern Sales Representative*

**ANTIC PUBLISHING, INC.**  
James Capparell  
*President and Chairman of the Board*  
John Taggart  
*Vice President*  
Richard D. Capparella  
*Director*  
Lee Isgur  
*Advisor to the Board*  
Mark Shir  
*Controller*

**GENERAL OFFICES**  
(415) 957-0886  
544 Second Street, San Francisco, CA 94107

Credit Card Subscription and Catalog Orders  
(800) 234-7001, Visa or MasterCard Only

**SUBSCRIPTION CUSTOMER SERVICE**  
(619) 485-7754  
Antic, P.O. Box 3805, Escondido, CA 92025



## EDUCATION SOFTWARE HERE

Back in 1977, Nolan Bushnell of Atari put Dorsett Educational Systems, Inc. under contract to produce at least 256 "half-hour" interactive audiovisual programs. We eventually produced 832 program titles. At one point, our "Talk and Teach" programs were offered through dealers and in the J.C. Penney catalog. Atari sold the rights back to Dorsett in 1981, and we have been selling them and newer titles ever since.

The programs come in series of 16, two to a cassette. These programs require the use of a cassette recorder, but we find that the Atari 410 and 1010 recorders are available through **Antic** mail-order advertisers. Dorsett's \$25 Educational System Master Cartridge is also required. Each 16-program course is \$59.90.

Programs still available include 254 half-hour reading comprehension and development programs, U.S. and World History and Government, 160 math programs (including our best-selling Algebra course), Physics, Statistics, Electronics, 96 vocational programs, and even Army Skills and Philosophy. Free catalogs will be sent to the first 200 requests.

Lloyd Dorsett, President  
Dorsett Educational Systems, Inc.  
P.O. Box 1226  
Norman, OK 73070  
(800) 654-3871

## BIKER DAVE BUMMER

*Biker Dave Atari*, the Super Disk Bonus in the September 1989 **Antic** under Erik Lowell's byline, actually was written by David Schwener and published in the November 1986 issue of **COMPUTE!** magazine. The two listings match exactly, except for authorship and magazine credits.

Perhaps Erik Lowell figured no one would remember or know where the program was originally published, since three years have elapsed since publication. Your

article said that Lowell is a 14-year-old from Massachusetts "who is very interested in becoming a professional software developer." It saddens me to think that a young person would choose to obtain his first professional programming credit in such a callous way. I imagine his career will be very short if this trend continues.

Also, when *Biker Dave* was published in **COMPUTE!** it would not run on my 800. The display would jump and roll as soon as the play screen came up. The same problem occurs with the program on the **Antic Monthly Disk**. The fix is simple. Just make the following change:

```
2910 NEXT I:POKE DL+22,65
      Darryl Howerton
      Jonesboro, AR
```

Even the Display List error from the original *Biker Dave* is in your Super Disk Bonus. I fixed this problem for my own system back in 1986 by adding these lines:

```
2912 POKE DL+22,65
2913 POKE DL+23,32
2914 POKE DL+24,152
```

The game will run as is on some monitors or TV sets if you adjust the line frequency, but I had to correct the program for my monitor.

Doug Scott  
Santa Clara, CA

Another note about the original *Biker Dave* is that the program will not work if you [BREAK] out of it and try to RUN it again. You should reboot your system and RUN the program again.

Mark Miller  
Boulder, CO

*Many alert readers wrote or called right away to let us know about the problem of Biker Dave authorship—including longtime Antic contributor David Plotkin.*

*Antic sincerely apologizes to COMPUTE! Magazine and to the rightful author of Biker Dave for having mistakenly reprinted their program. We would like to locate David Schwener so we can pay him the fee that Lowell was supposed to get.*

*Lowell has written to Antic that he programmed his own unique adaptation of Biker Dave. He enclosed an unreadable disk which was supposed to contain this new version. Lowell claims he just made a 'clerical error' by mistakenly submitting a disk file of Schwener's original game. However, Lowell's submission to Antic also included a printout of Schwener's program—with Lowell named as author.*

*We are grateful to all the Antic readers who spotted this unfortunate situation, including at deadline: John Andrews, Keith Brock, Fred Dormagen, Rodolfo Fong, Bruce Hathaway, Sylvia Jumaga, John Kells, John Langham, Phyllis Margaritas, Bruce Smith and Robert von Frisch.*

*The screen Flipping problem mentioned by several readers doesn't seem to happen on the monitors Antic uses, so we are passing along their suggested fixes without being able to check them fully.—*  
ANTIC ED

## ATARIWRITER HELP

In your July, 1989 I/O column, you told a reader to try using the Printer Driver Construction Set to solve his problems with AtariWriter subscripts on his Epson LX-80 printer. Unfortunately, the Printer Driver Construction Set was written before the LX-80 came out, and probably wouldn't solve the problem.

The best answer to this problem is to type:

```
[CONTROL-O]27S0o[CONTROL-O]27T
```

The [CONTROL-O] signifies one character made by pressing the [CONTROL] and [O] keys simultaneously. This character gives control from AtariWriter to the printer. 27 is the ESCAPE decimal code for the LX-80 printer, S0 turns on the superscript (S1 turns on subscript). The "o" was my superscript degree character—you would put your own superscript or subscript character here. Then the [CONTROL-O] accesses the printer again, and the 27T tells the printer to return to regular line spacing.



Of course, another solution would be to buy AtariWriter Plus, which has a Custom Printer Driver, and a lot more. Combined with the Epson manual, and a bit of trial and error, this will help much more than an outdated printer driver program.

Martha Guastella  
Brookline, MA

## AMPLE CONFUSION

Back in your June 1989 issue, you talk about Antic Music Processor "Scott Joplin" music. Did I miss it, or didn't you put it on the disk?

Fred Portelli  
Ocala, FL

*On the June, 1989 disk, the AMP files are: CASCADES, AUGUST, PRE20.JSB, SPRING, RHAP4, ROUND3, DYER-MAKE, FIRST2, PICTURES4, MAJOR-GEN, CHEERS.AMP, FELON. On subsequent disks we made song files easier to identify by ending them all with .AMP. Rather than use the over-familiar Entertainer, we put two lesser-known Joplin tunes on the disk, the Augustan Club Waltz (AUGUST) and The Cascades. Another Joplin tune, Easy Winners (EASY.AMP) made it onto the July, 1989 disk, along with a rag, a boogie, and two other tunes. The August 1989 disk includes a minor upgrade to AMP (version 2.1) and three contemporary songs.*

—ANTIC ED

*Antic welcomes your feedback, but we regret that the large volume of mail makes it impossible for the Editors to reply to everyone. Although we do respond to as much reader correspondence as time permits, our highest priority must be to publish I/O answers to questions that are meaningful to a substantial number of readers.*

*Send letters to: Antic I/O Board, 544 Second Street, San Francisco, CA 94107.*

## TURBOFILE

(applications software)

MicroMiser Software  
31413 Westward Ho  
Sorrento, FL 32776  
(904) 383-0745 (1-5 p.m., Eastern Time)  
\$49, XEP80 required

Want a simple 80-column database file manager with high capacity and speed, but without the complexity (and expense) of a full-fledged business database? **TurboFile** is MicroMiser's solution, using the Atari XEP80 controller. A companion program to MicroMiser's Turboword+, TurboFile can exchange files and information with the word processor for data input and mail merging. Reports can be formatted with columns and labels—and report formats can be saved.

Even more, TurboFile can import and convert DIF files (such as SynFile+ files)—and allows three times more storage per disk than SynFile. The database can be used with Atari DOS 2.5, SpartaDOS (with automatic subdirectories), MYDOS or DOS XL. The extensive manual provides plenty of documentation to go with the Quick Course instruction disk.

## RAMPACK

(utilities)

Helpways  
P.O. Box H  
Rochester, NY 14623  
(716) 334-2928  
\$19.95

The **RAMPACK System** provides 12 different utilities on an autoboot disk, along with a special Help screen placed automatically into your RAMdisk. The utilities include an automatic MENU of disk directories, the RAMMAP display of your current memory limits, a DELETER for removing blocks of program lines, and FILECOPY. HEXDEC converts decimal numbers to hex and vice versa. COUNTBYT counts the bytes in any disk file, and SECTREAD shows

you the contents of any disk sector. TYPERITE turns your keyboard and printer into an electronic typewriter, and PRNTFILE prints LISTed files directly from disk. DISKRITE writes to or appends from keyboard to disk files. READRITE offers speedy machine language/CIO read/write routines, ready to plug into your own programs.

You don't need a 130XE or DOS 2.5 to use RAMPACK. It runs on any 8-bit Atari with enough added memory to support a 24K RAMdisk, and works with just about any DOS compatible with DOS 2.0 or 2.5. If you don't have a RAMdisk, you can order **RAMPACK Jr.** (\$16.95), the same unified system of 12 utilities, with the Help screen and manual on a separate disk.

## ALDS

(programming language)

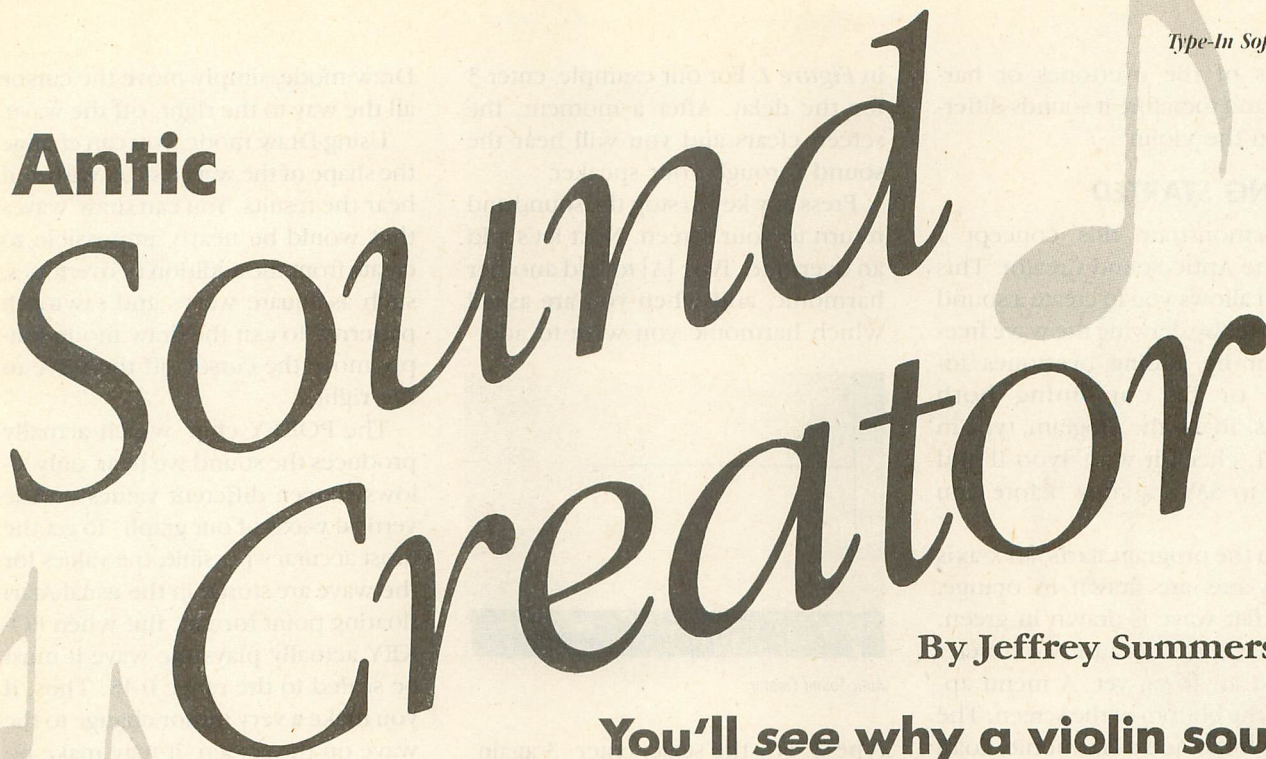
Omicron Microsystems  
P.O. Box 8553  
Saskatoon, Sask., Canada S7K 6K6  
(306) 955-7331  
\$22.45 U.S., \$27.95 Canada, 48K disk  
The **Assembly Language Development System (ALDS)** from Omicron Microsystems has an assembler featuring label-based assembly and will accept lowercase text and binary numbers, as well as decimal and hex. The translator converts source code files between different assembler formats, even adding or stripping line numbers where needed. The disassembler will disassemble object code from memory, disk files, or disk sectors in single or double density, with or without the three link bytes at the end of each sector. Sample files include the source code for the translator.

*New Products notices are compiled by the Antic staff from information provided by the products' manufacturers. Antic welcomes such submissions, but assumes no responsibility for the accuracy of these notices or the performance of the products listed.*



**Antic**

# Sound Creator



By Jeffrey Summers, MD

**You'll see why a violin sounds different from a clarinet.**

**Sound waves move in strange and mysterious ways. If you ever wondered what makes a violin sound different from a clarinet, Antic Sound Creator will help you explore the wonders of harmonics. This simple, easy-to-use BASIC program works on 8-bit Atari computers with at least 48K memory and disk drive.**

**S**itting on a park lawn listening to a band playing a free concert on a warm spring-time day, I started thinking about what makes different instruments sound different. A trumpet and a flute, for example, may play the same note, yet they sound different.

The differences in sound character that distinguish one instrument from

another are due to the presence of "harmonics" or overtones. To understand what these are and why they are important, think of a jumprope. It is easy to make a jumprope move up and down along its entire length. This we will call the primary wave.

With a little more energy and a flick of the wrist, it is possible for you to get the rope to vibrate in two

halves—when one half of the rope is up, the other half is down, and vice versa. The center of the rope doesn't move in this situation. This we will call the secondary wave. If you are Hulk Hogan you can probably get the rope to further split into thirds or quarters, but it gets a lot more difficult.

Anyway, if you think of the primary wave as your first harmonic, then the secondary wave as the second harmonic and so on, you get the idea of what a harmonic is. When a violin string vibrates, the primary wave is produced by the entire length of string vibrating.

However, to a lesser extent the string also vibrates in halves, thirds, quarters, and so on. If you look closely at a vibrating violin string you can actually see points on the string where the vibrations decrease. (The harmonic point in the center of the string is usually the easiest to spot.) It is the relative contribution of these overtones that make the violin sound like a violin. A flute, playing the same note, will have different relative



amounts of the overtones or harmonics and therefore it sounds different from the violin.

## GETTING STARTED

To demonstrate this concept I wrote the Antic Sound Creator. This program allows you to create a sound wave either by drawing the wave freehand, or by adding overtones together, or by combining both methods. To use the program, type in Listing 1, check it with Typo II and be sure to SAVE a copy before you RUN it.

When the program starts, an x-axis and a y-axis are drawn in orange. Then a flat wave is drawn in green. The wave is flat because we haven't designed anything yet. A menu appears at the bottom of the screen. The options are to Add a Harmonic, Load and Save waves, Clear the wave, Quantize, Play, Draw, and Exit.

## MAKING WAVES

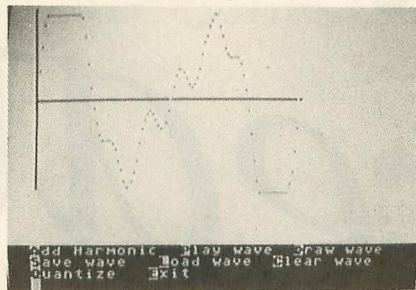
Adding a harmonic will add a sine wave to the current wave. You are first asked which harmonic you wish added. A pure sine wave whose length would fill the pattern would be harmonic number 1. A sine wave that would repeat once across the screen (two sine waves) would be 2, and so on. For our example, enter 1.

You are next asked for a scaling factor. This will govern the amplitude (loudness) of the wave being added. The value of the scaling factor can range from zero to a maximum of 1. Values above 1 will be cut off. It is difficult to add large-scaled harmonics together without such "clipping" (more on this later). For our example, enter .3.

The new wave is now drawn on the screen. To hear what this pure sine wave sounds like, press [P] to play the wave. You are then asked for a delay factor from 1 to 10. The number you enter will regulate the pitch of the tone. The values from 1 to 10 and their approximate pitches (very approximate in some cases) are shown

in *Figure 1*. For our example, enter 3 for the delay. After a moment, the screen clears and you will hear the sound through your speaker.

Press any key to stop the sound and return to your screen. Next let's add an overtone. Type [A] to add another harmonic, and when you are asked which harmonic you wish to add,



*Antic Sound Creator*

type 2. For the scale, enter .3 again. The second wave is added to the first mathematically, and the resulting combined wave will be drawn. Press [P] to hear the new wave. See and hear the difference? Not much, with only one harmonic added, but you'll see more changes later.

*FIGURE 1*

Delay Value	Note
1	E above high C
2	B above middle C
3	A flat above middle C
4	F above middle C
5	E flat above middle C
6	C sharp (middle C)
7	B below middle C
8	A below middle C
9	G below middle C
10	F sharp below middle C

## DRAWING WAVES

Now let's draw in a few changes to our wave. When you press [D], a cursor appears toward the bottom of the screen. The cursor is under the column you are working on. You may use the joystick or the [ARROW KEYS] (holding the [CONTROL] key is not necessary) to move the cursor sideways from column to column and up/down to change values. To exit the

Draw mode, simply move the cursor all the way to the right, off the wave.

Using Draw mode, you can change the shape of the wave as you wish and hear the results. You can draw waves that would be nearly impossible to create from the addition of overtones, such as square waves and sawtooth patterns. To exit the draw mode simply move the cursor off the wave to the right.

The POKEY chip, which actually produces the sound we hear, only allows sixteen different values on the vertical y-axis of our graph. To get the most accuracy possible, the values for the wave are stored in the usual Atari floating point format. But when POKEY actually plays the wave it must be scaled to the range 0-15. Thus, if you make a very minor change to the wave on the screen, it may make no change at all to what you hear due to the limitations imposed by POKEY.

To see exactly what POKEY will play, you may press [Q] to quantize the wave. This converts the current wave into the actual wave POKEY will play. It usually isn't as pretty, and you can't un-quantize back to your original wave. So make sure you save your wave before you quantize, if you think you want to keep it and later modify it.

Pressing [S] allows you to save the wave you have been working on. You are prompted for a filename. If you don't enter a device, D: is assumed. The program will then save your data. Later, you may re-enter your data by using the [L] command and entering the same filename.

For the technically-minded who wish to create sounds not easily created by the addition on harmonics nor by freehand drawing, it would be easy to create a file compatible with this program. The files simply consist of a list of 100 numbers ranging from zero to sixteen, separated by [RETURN]s.

Thus, you can write a quick program to generate the file so you can graph and play such waves as



$\sin(x)(\sin(4x))$ .

## CLIPPING PENALTIES

What happens when you add too many harmonics together and exceed the legal range of values of the program?

To see, use [C] to clear the current wave. Now press [A] to add a harmonic, enter a 1 for the harmonic, then enter .4. Play this with a delay of 5. The sound should be a nice pure sine wave.

Clear again and create a first harmonic wave with a scale of .8. Play this and aside from an increase in loudness the sound should be the same. Clear again and create a first harmonic wave with a scale of 1.5. Look at the wave on the screen. See how it looks clipped off on the top and bottom?

Now play this also with a delay of 5. The difference you hear is due to "clipping". Now when you buy stereo

equipment you will know what the salesman means when he talks about speakers clipping when a certain volume is reached. Pressing [E] clears the screen and exits the program.

## You can change the shape of the wave as you wish and hear the results.

### INSTRUMENTAL MIMICRY

Now that you know how the program works, let's try some different

sounds. If you have a wave on the screen, press [C] to clear it. Press [A] to add a harmonic, and use the first harmonic with a scaling of .3. Next add harmonic number 2 with the same scaling of .3. Continue adding harmonics with values of 4, 8, and 16, all with scalings of .3.

Now play the wave. It sounds to me like an organ. Save this if you like, then use [C] to clear the wave. Now, add harmonics with values of 1, 3, 5, 7, and 9 all with scaling values of .3.

Play this, also with a delay of 5. It may not be Benny Goodman, but to me it sounds like a clarinet. **A**

*A physician from Rochester, NY, Jeffrey Summers is a frequent contributor to Antic and an 8-bit MIDI musician. His review of MIDIMAX appeared in the May 1989 Antic. His handy text-locating program Super Locator ran in the June 1989 issue.*

*Listing on page 42*

### NEW HACK BACK Special OFFER

The Alpha Systems HACK PACK contains all our finest products for making Back-up copies, Analyzing, Understanding and Protecting your Atari programs. It comes complete with Atari Protection Techniques (Book and Disk I), Advanced Protection Techniques (Book and Disk II), The Chipmunk, The Scanalyzer, The Impersonator and Disk Pack 1000. Worth over \$150. Get them all for the special price of **Just \$99.95**

### Atari Software Protection Techniques Vol I & II

These Book and Disk packages detail the most advanced copy protection methods in use today. They guide you through the methods used to create the protection as well as the copying techniques to get around them. They include information on Phreaking • Hacking • On-line security • Black boxes • Self-destructing programs • Pirate bulletin board systems • Logic bombs • New piracy laws • Hardware data keys • Weak sectoring (Phantom, Fuzzy and unstable sectors) • Overfilled tracks • CRC errors • Bank Select cartridges and MUCH, MUCH MORE. The disks include automatic program protectors, Protection Scanners, directory hiding and more.

**BOOK I and DISK I \$24.95**  
**BOOK II (Advanced protection) and DISK II \$24.95**  
**Special Offer, Order both sets for Only \$39.95**

### CHIPMUNK

Automatic Disk Back-Up System. Make perfectly running unprotected back-up copies of hundreds of the most popular Atari programs. Chipmunk's sophisticated programming automatically finds and **REMOVES copy protection** from most Atari programs. Back-up even heavily protected programs with ease. Finally, a back-up system that needs no special hardware or skills.

(If you need a full list of what Chipmunk copies, call or write for our free catalog) **\$34.95**

**Scanalyzer** Automatically scan & analyze commercial programs. Unlock programming secrets and learn from the masters **\$29.95**

**Impersonator** Cartridge to Disk back-up system. Create running back-up copies of any cartridge (up to 16K) **\$29.95**

### NEW CHEAT

Get more from your games with CHEAT Tired of spending days trying to beat a game? Tired of getting stuck just when you need another life? Cheat is an innovative new product that gives you the chance you need to beat your favorite games. Cheat works with hundreds of Atari games to give you unlimited lives or power. End the frustration and get hours more enjoyment from your games. (Call or write Alpha Systems for our free catalog with a full list of the programs that work with Cheat) **ONLY \$24.95**

### BASIC TURBOCHARGER

Now for the first time a BASIC programmer can get the power, flexibility and incredible speed of machine language. BASIC TURBOCHARGER is a **book and disk package** that contains over 150 ready to use machine language routines. Complete instructions show how to add them to your own BASIC programs to get these features and more: • Smooth Scrolling • Player/Missile control • Load & Save Picture files • Sorting and Searching • Special Effects Graphics • Incredible Speed • Much, Much More • Over 150 programs. You've heard of the power of Assembler, now harness it for your own needs. **\$24.95**



24 HOUR HOTLINE **216-374-7469**

VISA & MASTERCARD, ORDER BY PHONE, OR SEND MONEY ORDER TO:

ALPHA SYSTEMS 1012 SKYLAND DRIVE MACEDONIA, OH 44056 **FREE BONUS:** DELUXE SPACE GAMES (3 games on a disk) Free with any order of 3 or more items. Include \$3.00 ship & hldg (US Canada) Ohio res. add 5 1/2% sales tax. Foreign orders add \$8.00 ship & hldg. Call or write for free catalog. Customer Service Line (216) 467-5665 M-F 9-3.

## ATARI 8-BIT POWER

ALPHA SYSTEMS is constantly innovating to provide more power for your 8-bit Atari

### NEW PARROT II

An All New Parrot sound digitizer for your Atari. Parrot II is a sophisticated new hardware device that plugs into your joystick port. Parrot II has two inputs, one for a microphone and one for a powered source such as a tape player, radio or Compact Disk.

The Powerful Parrot II software lets you record sounds into your computer and play them back on any Atari. Parrot II turns your computer's keyboard into a musical instrument with nine different sounds covering three octaves each. The sounds can be anything, a dog's bark, a piano, a complete drum set, a symphony or your own voice.

Parrot II lets you modify the sounds on a graphic display to create brand new sounds and special effects. Best of all, the sounds and voices can be put into your own programs that can be used on any standard Atari. Explore the world of digital sound and music. **ONLY \$59.95**

**Pre-Recorded Sound Disk** More pre-recorded sounds for Parrot **\$4.95**  
**PARROT II Demo Disk** (Does not require Parrot to run) **\$5.00**

### NEW POP-N-ROCKER

a fast paced, multi-player trivia game that mixes questions with real songs (digitized)

with Parrot). Be the first to identify the songs and answer the music trivia questions. *Pop-N-Rocker* comes with three data disks and lets you add new questions so it will never get old. You can use a Parrot Sound digitizer to add new songs too! Use any kind of music from Rock to Classical to Nursery Rhymes. A new concept in entertainment and a perfect add-on for Parrot. **\$24.95**

### COMPUTEREYES & MAGNIPRINT II+

Turn your computer into a digital portrait studio. This complete package lets you **capture, save & print** digital images from your **Video Camera, VCR or TV**. COMPUTEREYES hardware plugs directly into your joystick ports for easy use. Print your picture on a 6 foot poster. **\$119.95**

### ComputerEyes camera system

Comes complete with everything above, plus a black and white video camera and connecting cable. **\$329.95**

**Graphics 9 Software** - Add a new dimension to your COMPUTEREYES pictures - captures images in 16 shades of grey **\$12.00**

### Magniprint II+

Easily the most powerful print program available today. Print graphics from almost any format in hundreds of shapes, sizes, and shades. Supports **color printing** and lets you create **giant posters**. Magniprint II+ lets you stretch and squeeze, invert, add text, adjust shading and much more.

Works with EPSON, NEC, Citoh, Panasonic, Gemini, Star, XMM801, and compatible printers. (850 interface or equivalent required). **\$24.95**

### Graphics Transformer

Now you can combine the most powerful features of all your graphics programs. Create print shop icons from a Koala pad picture, from a photo digitized with ComputerEyes, or any picture file. Graphics Transformer lets you **Shrink, Enlarge and Merge** pictures for unequalled flexibility. **\$22.95**

### YOUR ATARI COMES ALIVE

**SAVE MONEY.** Finally an alternative to buying expensive computer add-ons. Your Atari Comes Alive shows you how to **build them yourself**. This **How-To book and disk package** gives you complete step by step instructions and programs needed to build and control these exciting devices and MORE:  
• Light Pen • Light & Motor Controllers • Alarm Systems • Voice Recognition • Environmental Sensors • Data Decoders • More than 150 pages. **Your Atari Comes Alive \$24.95**



GIANT WALL SIZED POSTERS.



### ATARIWRITER 80

- 80 COLUMN EDITING
- EDITABLE PRINTER DRIVER
- 30,000 WORD DICTIONARY
- MAIL MERGE
- ON 5 1/4 DISKETTE

**\$49**

### ATARI XEP 80

- CONNECTS TO ANY COMPOSITE MONITOR
- 80 COL. DISPLAY
- PRINTER INTERFACE

**\$79**

### ATARI 80 Col. PACKAGE


- 12" MONO MONITOR
- ATARI XEP 80
- ATARIWRITER 80

**\$179**

### EVEN BETTER W/ Printer

- 12" MONO MONITOR
- ATARIWRITER 80
- ATARI XEP 80
- 1025 PRINTER

**\$229**



**1020** COLOR PRINTER PLOTTER  
**\$14.95**

- COMPLETE WITH: **NEW!**
- 2 PEN SETS
  - 1 ROLL PAPER
  - POWER SUPPLY & CABLE

**EXTRA PEN SETS**  
COLOR \$3.98 BLACK \$3.99

**1025**

DOT MATRIX PRINTER

RECONDITIONED **\$59**

**800**

COMPUTER 48K MEMORY

RECONDITIONED **\$49**

### HARDWARE & ACCESSORIES

- 850 PRINTER INTERFACE \$99.95
- JOYSTICK EXT. CABLES 10' \$2.95
- MONITOR CABLE (GOLD PLT) \$4.95
- EPYX HAND HELD JOYSTICK \$9.95
- WICO COMMAND JOYSTICK \$19.95
- WICO THE BOSS JOYSTICK \$19.95
- ATARI TRACKBALLS \$9.95
- ATARI SX212 MODEM \$89.95
- SUPRA 2400 MODEM \$149.95
- DOS 2.5 W/ MANUAL \$4.95
- 600XL (NO Transformer) \$19.95
- 400,800,850,1200XL Transformer \$14.95
- XL/XE Transformer \$24.95

### DISK DRIVES FOR 800/XL/XE

- COMPLETE WITH:
- POWER SUPPLY **ATARI XF551 \$199.00**
  - I/O CABLE **ATARI 1050\* \$169.00**
  - DOS W/ MANUAL

\*RECONDITIONED

### THE BEST LIGHT GUN

FOR YOUR 800/XL/XE

**\$35** OR THE PACKAGE **\$109**

- LIGHT GUN
- CRIME BUSTERS
- CROSSBOW
- BARNYARD BLASTER

### THE NEWSROOM Desktop Publisher By SPRINGBOARD \$15

### CARTRIDGES FOR THE 800/XL/XE

BASIC CARTRIDGE \$4.95	LOGIC LEVELS \$8.95	TENNIS \$19.95	STAR RAIDERS II \$19.95
BASIC TUTOR (2 BOOKS) \$4.95	MEMORY MANOR \$8.95	FINAL LEGACY \$19.95	DAVID'S MIDNIGHT MAGIC \$19.95
QIX \$4.95	LINKING LOGIC \$8.95	MARIO BROS \$19.95	ARCHON \$19.95
TURMOIL \$4.95	DELTA DRAWING \$9.95	DONKEY KONG JR \$19.95	KARATEKA \$19.95
PAC-MAN (no box) \$4.95	HEY DIDDLE DIDDLE \$9.95	JUNGLE HUNT \$19.95	CHOPLIFTER \$19.95
DONKEY KONG (no box) \$4.95	GRANDMA'S HOUSE \$9.95	MOON PATROL \$19.95	GATO \$24.95
GOLF (400,800) \$4.95	FR ACTION FEVER \$9.95	BATTLEZONE \$19.95	ACE OF ACES \$24.95
CHICKEN \$4.95	ALPHABET ZOO \$9.95	FOOD FIGHT \$19.95	LODE RUNNER \$24.95
SLIME (400,800) \$4.95	ALF \$9.95	HARDBALL \$19.95	BARNYARD BLASTER (LG) \$24.95
CLAIM JUMPER \$4.95	ASTRO CHASE \$14.95	FIGHT NIGHT \$19.95	DARK CHAMBERS \$29.95
DELUXE INVADERS \$4.95	FROGGER \$14.95	ONE ON ONE BASKETBALL \$19.95	AIRBALL \$29.95
JOURNEY TO THE PLANETS \$4.95	DIG DUG \$14.95	DESERT FALCON \$19.95	SUMMER GAMES \$29.95
STAR RAIDERS \$4.95	MILLIPEDE \$14.95	NECROMANCER \$19.95	CROSSBOW (LG) \$29.95
DEFENDER \$4.95	SKY WRITER \$14.95	RESCUE ON FRACTALUS \$19.95	EAGLES NEST \$29.95
FACEMAKER \$4.95	FOOTBALL \$14.95	BALLBLAZER \$19.95	CRIME BUSTERS (LG) \$29.95
MATH ENCOUNTER \$7.95	ROBOTRON \$19.95	BLUE MAX \$19.95	MICROFILERS (database) \$39.95

### DISK SOFTWARE FOR THE 800/XL/XE

DAVID'S MIDNIGHT MAGIC \$4.95	NATO COMMANDER \$4.95	SECRET MISSION \$4.95	SILICON DREAMS(1050) \$9.95
SPIDERMAN \$4.95	CROSSCHECK \$4.95	VOODOO CASTLE \$4.95	JEWELS of DARKNESS(1050) \$9.95
CRYSTAL RAIDERS \$4.95	MISSION ASTEROID \$4.95	STRANGE ODYSSEY \$4.95	SILENT SERVICE \$9.95
REPTON \$4.95	COMMBAT \$4.95	REPTON \$4.95	DISPATCH RIDER \$9.95
BANDITS (48K 400,800) \$4.95	PREPPIE I \$4.95	HULK \$4.95	SILICON DREAMS \$9.95
CLAIM JUMPER \$4.95	THE COUNT \$4.95	ALIEN AMBUSH \$4.95	F-15 STRIKE EAGLE \$9.95
DECISION IN THE DESERT \$4.95	FREAKY FACTORY \$4.95	JAWBREAKER \$7.95	THE NEWSROOM(1050-64K) \$15.00
CRUSADE IN EUROPE \$4.95	LASER HAWK \$4.95	SPY VS SPY \$9.95	BOOKKEEPER \$29.95
KENNEDY APPROACH \$4.95	CRYSTAL RAIDERS \$4.95	TOP GUNNER COLLECTION (3 GAMES) \$9.95	W/ num keypad \$29.95
CONFLICT IN VIETNAM \$4.95	ADVENTURELAND \$4.95		HOME ACCOUNTANT \$29.95

### The Atari Portfolio



Built In: Lotus Comp.  
Spread Sheet, Appointment  
Calendar w/Alarms, Text Processor, Database  
w/Dialer, Calculator, IBM Dos Compatible!  
The Size of a Video Cassette  
**Only \$399**

Also Available

- Printer/Xfer Interface \$49.95
- RamCard 64K \$99.95
- Serial Interface \$79.95
- RamCard 128K \$199.95
- RAMCard 32K \$79.95

### NEW ARRIVALS

- DECISION IN THE DESERT \$4.95
- CRUSADE IN EUROPE \$4.95
- KENNEDY APPROACH \$4.95
- CONFLICT IN VIETNAM \$4.95
- NATO COMMANDER \$4.95
- F-15 STRIKE EAGLE \$9.95
- SILENT SERVICE \$9.95
- SPY VS SPY \$9.95

LIGHT SPEED C DEVELOPMENT KIT **\$35.95**

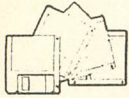
### EPYX 500XJ HAND HELD JOYSTICK

**SALE ONLY \$9.95**

Reg. \$19.95



**FLAT RATE \$5.00 SHIPPING**  
ON ALL GROUND ORDERS IN THE CONTINENTAL U.S. \*



**SONY DISK SPECIAL**

3.5 BULK PACKS WITH LABELS  
1 - \$99 25 - \$24.75 1000 - \$750.00

**ST COLOR MONITORS**

**\$299**

3 TO CHOOSE FROM!

SM124 MONO MONITORS **\$149**



**MEMORY UPGRADES**

TECH SPECIALTIES	2/4Meg	\$149.95
NEW WORLD UPGRADE	2/4Meg	\$139.95
ARCO BOARD	1/2/4Meg	\$169.95
256K/1Meg CHIPS		\$CALL

**ST TURBO SPEED!!**

J.A.T.O. BOARD 8/16Mhz	\$99
CMI PROCESSOR ACCELERATOR	\$299
Math Co-processor for CMI 12Mhz	\$99

**1200XL PACKAGE \$99**

- 64K 8-bit COMPUTER
- 1020 COLOR PRINTER PLOTTER
- 1025 DOT MATRIX PRINTER (80 COL)
- PAC-MAN CARTRIDGE
- BASIC WITH TUTOR SET

Give the kids something else to play with besides your ST!

**Support Your Local Dealers**

Most of These Bargains are Available at:

Far North Atari Computers  
Fairbanks Alaska (907) 456-3700

Computer Works  
Glendale Arizona (602) 246-6364

**EPYX Spectacular!**

Winter Games	\$19.95	Karate	\$19.95
Death Sword	\$19.95	California Games	\$19.95
Mission Impossible	\$19.95	The Games (Winter)	\$19.95
Axe of Rage	\$19.95	Boulder	\$19.95
Devon Aire	\$19.95	Dash	\$19.95
Battleship	\$19.95	Dive Bomber	\$19.95
Sub Battle	\$19.95	Metrocross	\$19.95
Space Station	\$19.95	Tower	\$19.95
Oblivion	\$19.95	Toppler	\$19.95
Super Cycle	\$19.95	Techno-Cop	\$19.95
Champion Wrestling	\$19.95	Art & Film Director	\$29.95
Final Assault	\$19.95	Art & Film Director Graphics	\$19.95
World Games	\$19.95		

Retail Price \$30 to \$100

**ST HARD DRIVE SAVINGS**

ATARI MEGAFILE 30	\$529
AWESOME 60+ (60Meg 28ms)	\$799
AWESOME 80+ (80Meg 28ms)	\$999

**PCBoard Designer \$49**

Reg. \$199.95

**THE BEST MOUSE**



REPLACEMENT MOUSE FOR THE ST!

**\$49**

**RAINBIRD TITLES ST**

\*Works on TOS 1.0 Only

Golden Path*	99c
Knight Orc Tracker*	\$9.95
Advanced Art Studio	\$9.95
Guild of Thieves	\$9.95
The Pawn	\$9.95
Jinxter	\$9.95
Sentry	\$9.95
StarGlider	\$9.95
Universal Military Simulator	\$14.95
Carrier Command	\$19.95

**SPECIAL SOFTWARE SALE ST**

HIT DISK (4 games)	Reg \$59.95	NOW! \$19.95
GOLDRUNNER II	Reg \$39.95	NOW! \$19.95
GRAIL	Reg \$19.95	NOW! \$9.95
INVASION	Reg \$29.95	NOW! \$19.95
SOCCER	Reg \$39.95	NOW! \$14.95
ZERO GRAVITY	Reg \$29.95	NOW! \$14.95
TETRA QUEST	Reg \$29.95	NOW! \$14.95
PAINT PRO	Reg \$49.95	NOW! \$19.95
DATA RETRIEVE	Reg \$49.95	NOW! \$19.95
II & D BASE	Reg \$99.95	NOW! \$14.95
Atari PLANARIUM	Reg \$29.95	NOW! \$14.95

**EMULATORS FOR YOUR ST**

PC DITTO II	\$299
PC SPEED	\$399
MAGIC SAC PLUS w/Roms	\$79.95
SPECTRE 128 V1.9	\$169.95
MAC ROMS 64K	\$19.95
MAC ROMS 128K	\$129.95

**SAN JOSE COMPUTER**

T H E A T A R I S T O R E

640 BLOSSOM HILL RD. SAN JOSE, CA 95123

STORE (408) 224-8575 • FAX (408) 224-8574

\* SHIPPING: ADD \$5.00 TO ALL ORDERS. AIR AND INTERNATIONAL SHIPPING EXTRA. THAT'S IT.  
WARRANTY: 90 DAY WARRANTY ON ALL ITEMS. TAX: CALIFORNIA RESIDENTS ADD 7% SALES TAX.  
PREPAYMENT: USE VISA, MASTERCARD, MONEY ORDER, CASHIER'S CHECK OR PERSONAL CHECK.  
PERSONAL CHECK MUST CLEAR PRIOR TO SHIPMENT. C.O.D.: CASH, CASHIER'S CHECK OR M.O. ONLY.

Prices subject to change without notice.

Brand and/or product names are trademarks or registered trademarks of their respective holders.

Ad produced on an ATARI ST using CALAMUS and printed on an ATARI SLM804 PostScript compatible laser printer.



# U l t i m a t e C H A O S

*New fun with fractals.*

**By Roger Pruitt**

**Experiment with the new mathematics of chaos with this program that creates the Sierpinski gasket—and lets you add your own factors to generate some highly unusual fractal patterns. This BASIC program works on 8-bit Atari computers with at least 48K memory and disk drive. An Epson-compatible printer is optional.**

lations, climate processes, economic fluctuations and the dynamics of Jupiter's Great Red Spot are all covered in the same discipline as studies of fractal shapes.

The word fractal was coined in 1975 by the mathematician Benoit Mandelbrot to describe his shapes, dimensions and geometry. The word itself is a contraction of "fractional dimensions," but most people think of fractals simply as shapes that are self-similar.

A coastline, for example, has a highly irregular fractal shape. As its structure is magnified, more of its irregularity is revealed, but the sort of shapes formed by the coastline remain the same, whether you are looking close up at a small inlet or from a satellite at a major bay.

In studying fractal shapes, a number of patterns have been identified. The Mandelbrot set, Koch curves and Sierpinski gaskets are some well-known examples of fractal shapes. (See Charles Jackson's excellent arti-

**I**n physics and other sciences, the term "chaos" has come to mean the study of deterministic disorder. This is a relatively new field that integrates many sub-disciplines of mathematics and the sciences. Chaos covers the study of fragmented and irregular fractal

shapes such as clouds, mountains, coastlines, and tree bark, which all exhibit increasing detail when magnified.

In addition, chaos involves the study of non-linear dynamic systems exhibiting unpredictable and random behavior. Studies of biological popu-



cle in the April 1986 *Antic* for more on fractals and the Mandelbrot set, also known as the Julia curve.) All these shapes result from deterministic processes.

To make a Koch snowflake curve, begin with an equilateral triangle. At the middle of each side, add a smaller triangle one-third the size of the original triangle. This results in a six-pointed figure. At the middle of each side of this figure add still smaller triangles, and so on.

To make a Sierpinski gasket, start with another equilateral triangle. Divide the triangle into four smaller triangles by drawing lines from the middle of each side to the other two sides. Remove the central triangle. Repeat the process with the remaining three triangles and remove the central triangle from each of them. Nine still smaller triangles remain. The process continues infinitely in the fractal, even if it becomes impossible to actually draw the ever smaller triangles with ordinary pencil and paper—or computer screen.

Rather than generate fractal shapes from such deterministic processes as just described, Michael Barnesley of the Georgia Institute of Technology takes a different approach. He constructs fractals through a random process he calls the Chaos Game.

## GETTING STARTED

Listing 1, GASKET.BAS, is a short demonstration program. Type it in, check it with TYPO II and SAVE a copy to disk. Now type in Listing 2, CHAOS.BAS, check it with TYPO II, and SAVE a copy to disk. *Antic* Disk users will find both of these programs on this issue's disk.


If you have trouble typing Listing 2 because of the special characters in lines 28360, 28370, 28400 and 28410, don't type them in. Listing 3 will create these hard-to-type lines for you. Type in Listing 3, check it with TYPO II, and SAVE a copy.

When you RUN Listing 3 it will create a file containing these hard-to-

type lines called LINES.LST. (Make sure you don't already have a file by that name on your disk.) Merge this file into Listing 2 by typing LOAD "D:CHAOS.BAS" and then ENTER "D:LINES.LST". Be sure to SAVE the final version of the Ultimate Chaos file.

## SIERPINSKI GASKET

When you RUN the shorter demonstration program GASKET.BAS (Listing 1) by itself, it generates a Sierpinski gasket according to Barnesley's method. You'll see the distinctive triangular patterns generating in about



*Polygon generated with Ultimate Chaos*

five or 10 minutes. In the program, the vertices (points) of a triangle are located at the screen coordinates (0,0), (318,0) and (159,191). These vertices are respectively designated as 1, 2 and 3.

First the computer randomly picks a point anywhere on the screen. Next, one of the vertices is randomly chosen. A point is then plotted (drawn) halfway between the initial point and this vertex. From this point a second point is plotted halfway to the next randomly chosen vertex. The process is repeated over and over.

At first, the process appears to randomly place dots all over the screen. However, after a short period of time the pattern of the Sierpinski gasket begins to emerge. It is fascinating to watch order appear from chaos.

Instead of dividing the distance from the last plotted point to a randomly chosen vertex by two, I wanted to see what would happen if the distance were divided by three, or some-

thing else. Then I wondered what kind of fractal patterns would be generated for polygons of more than three sides. After a little thinking I realized I could write a general program that would let me study all the variations. The resulting program is Ultimate Chaos.

When you RUN Ultimate Chaos, you will see two Menu items on the screen. With option 1, Create Chaos, you can generate fractal patterns for polygons with up to 10 sides, using different scale factors to determine where points will be plotted. First, you will be asked to enter a name for your picture—to be used as a filename if you choose to save your fractal image later. Enter a name with up to eight characters and press [RETURN]. The program will automatically supply .PIC as the file name extension when you are ready to save the picture to disk.

You will next be asked to input the number of sides your polygon should have. You can enter any number from 1 through 10, including fractions (in decimal form). A triangle is a three-sided polygon. If you enter 3 for the number of sides, then at the next prompt enter a scale of 0.5 (one half). With this scale the distance between the last plotted point and a randomly chosen vertex is halved and a new point is plotted on the screen. The result should be a Sierpinski gasket very similar to the ones produced with GASKET.BAS.

Other scale factors cause new points to be plotted closer or further from the vertices—the smaller the scale factor, the closer the points will be to the vertices. A scale of .333 (one third) results in smaller triangles clustered at each vertex. With scales over .5, points begin to overlap, gradually filling in some polygons. A scale of 1 will result in all new points being plotted precisely on top of the old one.

For a truly odd shape, a scale of .99 produces a crawling line that eventually reaches the center of the polygon



and stays there, moving slightly back and forth between the randomly-chosen vertices.

Experimentation will show that different scale factors work better with different polygons. A scale factor of 0.4 works well for a five-sided pentagon, while smaller scale factors produce nice results for polygons of more sides. Further interesting patterns result from choosing a non-integer value when the prompt asks for the number of sides for the desired polygon. For example, you might try a 2.5 sided polygon with a scale factor of 0.3.

### SAVE & PRINT

Once you have a fractal pattern you like, you can save it simply by pressing [SELECT]. You will need to have plenty of free space on your disk, as each picture is saved in Micro-Painter format requiring 62 sectors. (Micro-

Painter images may be converted to Micro Illustrator format with *Rapid Graphics Converter* from the November 1985 *Antic*.)

## It is fascinating to watch order appear from chaos.

If you have an Epson-compatible printer, you can also print your picture by pressing [OPTION]. To return to the main menu, hold down [START] and then press [OPTION].

You can load your pictures back into the Chaos Game by using option

2 on the main menu, Load Picture. Make sure you know the name of the picture you want *before* you choose this option. The program will add the extender .PIC to the filename for you, and load the picture from the disk in drive one.

For more information on fractal geometry and the Chaos Game, "Chaos: Making a New Science" by James Gleick (Viking, 1987, ISBN 0-670-81178-5) is an excellent introduction to chaotic phenomena, even for non-mathematicians. **A**

*Roger Pruitt is a Professor of Physics at Fort Hays State University in Hays, KS. His physics department has eight Atari 8-bit computers for student use, six of them networked with a Supra MicroNet and MicroStuffer, and interfaced with various laboratory detectors for data collection and reduction.*

*Listing on page 38*

## SUPER BONUS PROGRAM on Antic Disk

*You get even more value when you get the Antic disk... Bonus Programs too large to fit in the magazine.*

*Plus you get all 172K of this month's Antic programs on disk. Great 8-bit software without typing!*

**Order your disk now!**

Phone toll-free:

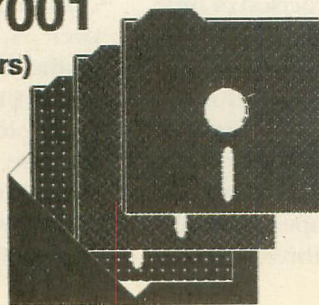
**1-800-234-7001**

(Visa/Mastercard Orders)

Ask for ADS1289

**Only \$5.95**

(Plus \$2 shipping & handling)




## More affordable than ever...

Subscribe to Antic with *Disk* for

**ONLY \$28.00!**

Get 6 issues of Antic with disk for the super low price of **\$28.00**. It's so much easier on your checkbook!

Antic's disk is your best source of continued 8-bit software support.




**Subscribe now!**

Call Toll-Free: **1-800-234-7001**

Visa/Mastercard orders only



# Mapping the Atari Exclusive!



Classic 8-bit reference book returns.

By Ian Chadwick

*Antic* continues the exclusive serialization of key excerpts from the revised second edition of Ian Chadwick's "Mapping the Atari." Virtually impossible to obtain today, this book has been one of the key reference sources for intermediate and advanced Atari 8-bit programmers since 1983.

This exclusive *Antic* serialization began in the August 1989 issue, with an explanation of how to use the memory map locations presented in each successive issue.

Locations 512 to 1151 (\$200 to \$47F) are used by the OS for working variables, tables and data buffers. In this area, locations 512 to 553 (\$200 to \$229) are used for interrupt vectors, and locations 554 to 623 (\$22A to \$26F) are for miscellaneous

use. Much of pages two through five cannot be used except by the OS unless specifically noted. A number of bytes are marked as 'spare', i.e., not in use currently. The status of these bytes may change with an Atari upgrade, so their use is not recommended.

There are two types of interrupts: Non-Maskable Interrupts (NMI) processed by the ANTIC chip and Interrupt Requests (IRQ) processed by the POKEY and the PIA chips. NMI's are for the VBLANK interrupts (VBI's; 546 to 549, \$222 to \$225), display list interrupts (DLI) and RESET key interrupts. They initiate the stage one and stage two VBLANK procedures; usually vectored through an OS service routine, they can be vectored to point to a user routine. IRQ's are for the timer interrupts, peripheral and serial bus interrupts, BREAK and other key interrupts, and 6502 BRK instruction interrupts. They can usually be used to vector to user routines. See NMIST 54287 (\$D40F) and IRQEN 53774 (\$D20E) for more information. NMI interrupt vectors are marked NMI; IRQ interrupt vectors are marked IRQ.

512,513      200,201      VDSLST

The vector for NMI Display List Interrupts (DLI): containing the address of the instructions to be executed during a DLI (DLI's are used to interrupt the processor flow for a few microseconds at the particular screen display line where the bit was set, allowing you to do another short routine such



as music, changing graphics modes, etc.). The OS doesn't use DLI's; they must be user-enabled, written and vectored through here. The NMI status register at 54287 (\$D40F) first tests to see if an interrupt was caused by a DLI and, if so, jumps through VDSLST to the routine written by the user. DLI's are disabled on powerup, but VBI's are enabled (see 546 to 549; \$222 to \$225).

VDSLST is initialized to point to 59315 (\$E7B3), which is merely an RTI instruction. To enable DLI's, you must first POKE 54286 (\$D40E) with 192 (\$C0); otherwise, ANTIC will ignore your request. You then POKE 512 and 513 with the address (LSB/MSB) of the first assembly language routine to execute during the DLI. You must then set BIT 7 of the Display List instruction(s) where the DLI is to occur. You have only between 14 and 61 machine cycles available for your DLI, depending on your GRAPHICS mode. You must first push any 6502 registers onto the stack, and you must end your DLI with an RTI instruction. Because you are dealing with machine language for your DLI, you can POKE directly into the hardware registers you plan to change.

514,515      202,203      VPRCED

Serial (peripheral) proceed line vector, initialized to 59314 (\$E7B2), which is merely a PLA, RTI instruction sequence. It is used when an IRQ interrupt occurs due to the serial I/O bus proceed line which is available for peripheral use.

516,517      204,205      VINTER

Serial (peripheral) interrupt vector, initialized to 59314 (\$E7B2). Used for the IRQ interrupt due to a serial bus I/O interrupt.

518,519      206,207      VBREAK

Software break instruction vector for the 6502 BRK (\$00) command

(not the BREAK key, which is at location 17; \$11), initialized to 59314 (\$E7B2). This vector is normally used for setting break points in an assembly language debug operation. IRQ.

520,521      208,209      VKEYBD

POKEY keyboard interrupt vector, used for an interrupt generated when any keyboard key is pressed other than BREAK or the console buttons. Console buttons never generate an interrupt unless one is specifically user-written. VKEYBD can be used to process the key code before it undergoes conversion to ATASCII form. Initialized to 65470 (\$FFBE), which is the OS keyboard IRQ routine.

522,523      20A,20B      VSERIN

POKEY serial I/O bus receive data ready interrupt vector, initialized to 60177 (\$EB11), which is the OS code to place a byte from the serial input port into a buffer. Called INTRVEC by DOS, it is used as an interrupt vector location for an SIO patch. DOS changes this vector to 6691 (\$1A23), the start of the DOS interrupt ready service routine. IRQ.

524,525      20C,20D      VSEROR

POKEY serial I/O transmit ready interrupt vector, initialized to 60048 (EA90), which is the OS code to provide the next byte in a buffer to the serial output port. DOS changes this vector to 6630 (\$19E6), the start of the DOS output needed interrupt routine. IRQ.

526,527      20E,20F      VSEROC

POKEY serial bus transmit complete interrupt vector, initialized to 60113 (\$EAD1), which sets a transmission done flag after the checksum byte is sent. IRQ.

528,529      210,211      VTIMR1  
POKEY timer one interrupt vector,

initialized to 59314 (\$E7B2), which is a PLA, RTI instruction sequence. Timer interrupts are established when the POKEY timer AUDF1 (53760; \$D200) counts down to zero. Values in the AUDF registers are loaded into STIMER at 53769 (\$D209). IRQ.

530,531      212,213      VTIMR2

POKEY timer two vector for AUDF2 (53762, \$D202), initialized to 59314 (\$E7B2). IRQ.

532,533      214,215      VTIMR4

POKEY timer four vector for AUDF4 (53766, \$D206), initialized to 59314 (\$E7B2). This IRQ is only vectored in the 'B' version of the OS ROMs.

534,535      216,217      VIMIRQ

The IRQ immediate vector (general). Initialized to 59126 (\$E6F6). JMP through here to determine cause of the IRQ interrupt. Note that with the new ('B') OS ROMs, there is a BREAK key interrupt vector at locations 566,567 (\$236, \$237).

The locations from 536 to 558 (\$218 to \$22E) are used for the system software timers. Hardware timers are located in the POKEY chip and use the AUDF registers. These timers count backwards every 1/60 second (stage one VBLANK) or 1/30 second (stage two VBLANK) interval until they reach zero. If the VBLANK process is disabled or intercepted, the timers will not be updated. These locations are user-accessible and can be made to count time for music duration, game I/O, game clock and other functions.

Software timers are used for durations greater than one VBLANK interval (1/60 second). For periods of shorter duration, use the hardware registers.

536,537      218,219      CDTMV1



System timer one value. Counts backwards from 255. This SIO timer is decremented every stage one VBLANK. When it reaches zero, it sets a flag to jump (JSR) through the address stored in locations 550,551 (\$226, \$227). Only the realtime clock (locations 18-20; \$12-14), timer one, and the attract mode register (77; \$4D) are updated when the VBLANK routine is cut short because time-critical code (location 66; \$42 set to non-zero for critical code) is executed by the OS.

538,539      21A,21B      CDTMV2

System timer two. Decrementated at the stage two VBLANK. Can be decremented every stage one VBLANK, subject to critical section test as defined by setting of CRITIC flag (location 66; \$42). This timer may miss (skip) a count when time-critical code (CRITIC equals non-zero) is being executed. It performs a JSR through location 552, 553 (\$228, \$229) when the value counts down to zero.

540,541      21C,21D      CDTMV3

System timer three. Same as 538. Timers three, four, and five are stopped when the OS sets the CRITIC flag to non-zero as well. The OS uses timer three to OPEN the cassette recorder and to set the length of time to read and write tape headers.

542,543      21E,21F      CDTMV4

System timer four. Same as 538 (\$21A).

544,545      220,221      CDTMV5

System timer five. Same as 538 (\$21A). Timers three, four, and five all set flags at 554, 556 and 558 (\$22A, \$22C, \$22E), respectively, when they decrement to zero.

546,547      222,223      VVBLKI

VBLANK immediate register. Normally jumps to the stage one VBLANK vector NMI interrupt processor at location 59345 (\$E7D1); in the new OS 'B' ROMs; 59310, \$E7AE). The NMI status register tests to see if the interrupt was due to a VBI (after testing for a DLI) and, if so, vectors through here to the VBI routine, which may be user-written.

548,549      224,225      VBLANK

VBLANK deferred register; system return from interrupt, initialized to 59710 (\$E93E, in the new OS 'B' ROMs; 59653; \$E905), the exit for the VBLANK routine. NMI.

550,551      226,227      CDTMA1

System timer one jump address, initialized to 60400 (\$EBF0). When locations 536, 537 (\$218, \$219) reach (count down to) zero, the OS vectors through here (jumps to the location specified by these two addresses). You can set your machine code routine address here for execution when timer one reaches (counts down to) zero. Your code should end with the RTS instruction.

552,553      228,229      CDTMA2

System timer two jump address. Not used by the OS, available to user to enter the address of his or her own routine to JMP to when the timer two (538, 539; \$21A, \$21B) count reaches zero. Initialized to zero; the address must be user specified. NMI.

554            22A            CDTMF3

System timer three flag, set when location 540,541 (\$21C, \$21D) reaches zero. This register is also used by DOS as a timeout flag.

555            22B            SRTIMR

Software repeat timer, controlled by the IRQ device routine. It estab-

lishes the initial 1/2 second delay before a key will repeat. Stage two VBLANK establishes the 1/10 second repeat rate, decrements the timer and implements the auto repeat logic.

556            22C            CDTMF4

System timer four flag. Set when location 542, 543 (\$21E, \$21F) counts down to zero.

557            22D            INTEMP

Temporary register used by the SETVBL routine at 58460 (\$E45C).

558            22E            CDTMF5

System timer five flag. Set when location 558, 559 (\$22E, \$22F) counts down to zero.

559            22F            SDMCTL

Direct Memory Access (DMA) enable. POKEing with zero allows you to turn off ANTIC and speed up processing by 30%. Of course, it also means the screen goes blank when ANTIC is turned off! This is useful to speed things up when you are doing a calculation that would take a long time. It is also handy to turn off the screen when loading a drawing, then turning it on when the screen is loaded so that it appears instantly, complete on the screen. To use it you must first PEEK (559) and save the result in order to return your screen to you. Then POKE 559,0 to turn off ANTIC. When you are ready to bring the screen back to life, POKE 559 with the number saved earlier.

560,561      230,231      SDLSTL

Starting address of the display list. The display list is an instruction set to tell ANTIC where the screen data is and how to display it. These locations are the shadow for 54274 and 54275 (\$D402, \$D403).



562            232            SSKCTL  
Serial port control register, shadow  
for 53775 (\$D20F).

564            234            LPENH  
Light pen horizontal value: shadow  
for 54284 (\$D40C). Values range from  
zero to 227.

565            235            LPENV  
Light pen vertical value: shadow for  
54285 (\$D40D).

566,567       236,237       BRKKY  
BREAK key interrupt vector. You  
can use this vector to write your own  
BREAK key interrupt routine. Initial-  
ized to 59220 (\$E754).

570            23A            CDEVIC  
Four-byte command frame buffer  
(CFB) address for a device -- used by  
SIO while performing serial I/O, not  
for user access. CDEVIC is used for  
the SIO bus ID number. The other  
three CFB bytes are:

571            23B            CCOMND  
The SIO bus command code.

572            23C            CAUX1  
Command auxiliary byte one,  
loaded from location 778 (\$30A) by  
SIO.

573            23D            CAUX2  
Command auxiliary byte two,  
loaded from location 779 (\$30B) by  
SIO.

574            23E            TEMP  
Temporary RAM register for SIO.

575            23F            ERRFLG  
SIO error flag; any device error ex-

cept the timeout error (time equals  
zero).

576            240            DFLAGS  
Disk flags read from the first byte  
of the boot file (sector one) of the  
disk.

577            241            DBSECT  
The number of disk boot sectors  
read from the first disk record.

578,579       242,243       BOOTAD  
The address for where the disk  
boot loader will be put. The record  
just read will be moved to the address  
specified here, followed by the re-  
maining records to be read. Normally,  
with DOS, this address is 1792 (\$700),  
the value also stored temporarily in  
RAMLO at 4,5. Address 62189  
(\$F2ED) is the OS disk boot routine  
entry point (DOBOOT).

580            244            COLDST  
Coldstart flag. Zero is normal; if  
zero, then pressing RESET will not re-  
sult in reboot. If POKEd with on  
(powerup in progress flag), the com-  
puter will reboot whenever the  
RESET key is pressed.

582            246            DSKTIM  
Disk time-out register (the address  
of the OS worst case disk time-out).  
It is said by many sources to be set to  
160 at initialization, which represents  
a 171 second time-out, but my system  
shows a value of 224 on initialization.  
Timer values are 64 seconds for each  
60 units of measurement expressed.

583-622       247-26E       LINBUF  
Forty-byte character line buffer,  
used to temporarily buffer one phys-  
ical line of text when the screen edi-  
tor is moving screen data. The pointer  
to this buffer is stored in 100,101

(\$64,\$65) during the routine.

623            26F            GPRIOR  
Priority selection register, shadow  
for 53275 (\$D01B). Priority options  
select which screen objects will be 'in  
front' of others. It also enables you to  
use all four missiles as a fifth player  
and allows certain overlapping players  
to have different colors in the areas  
of overlap. You add your options up  
as in location 559, prior to POKeIng  
the total into 623.

Locations 624 to 647 (\$270 to  
\$287) are used for game controllers:  
paddle, joystick and lightpen values.

624            270            PADDL0  
The value of paddle 0 (paddles are  
also called pots, short for potentiom-  
eter); PEEK 624 returns a number be-  
tween zero and 228 (\$E4), increasing  
as the knob is turned counter-  
clockwise.

625            271            PADDL1  
This and the next six bytes are the  
same as 624, but for the other  
paddles.

632            278            STICK0  
The value of joystick 0. STICK  
registers are shadow locations for PIA  
locations 54016 and 54017  
(\$D300,\$D301). There are nine poss-  
ible decimal values (representing 45  
degree increments) read by each  
joystick register (using the STICKn  
command). ▲

Copyright 1983 and 1985, COMPUTEi  
Publications, Inc.  
MAPPING THE ATARI  
\$16.95, COMPUTEi Books, P.O. Box  
5406, Greensboro, NC 27403. (919)  
275-9809.

*Ian Chadwick is a Toronto-based free-  
lance writer.* •



# The Nerve Game

Countdown on your crossword skills.

By Jason Strautman

**T**he object of the Nerve Game is deceptively simple. You must complete eight different word-puzzle cards by placing letters on them to spell words—and do so in the fewest turns. Each player rolls 12 dice, each with one letter per side. Then you place the letters on the cards, completing words in a crossword fashion.


Each player plays the same eight cards in a different order. Spaces that must be filled are represented by a large dot. Spaces that are part of the same word are either touching or connected by a line.

Now for the nerve part of the game: after you complete a card, you have two choices. First, you can just stop your turn. You will be credited with all the cards you finished and you won't have to do those cards over again, no matter what. However, going on means that you risk all the cards you have finished.

If your time runs out before you finish the card you're on, you must re-do *all* the cards that you completed during that round. But since you're playing to see who can finish the cards in the fewest turns, sometimes it's worth the risk.

## GETTING STARTED

Type in Listing One, NERVE.BAS, check it with TYPO II, and SAVE a



**Challenge your brain with this tricky BASIC word game requiring speed, spelling skills, and a bit of Nerve. This BASIC program works on 8-bit Atari computers with at least 48K memory and disk drive.**

copy to disk before you RUN it.

When you RUN The Nerve Game you will be asked for the number of players. As few as one person or as many as eight may play. Then you will be asked for the players' names and the number of seconds they will have per turn. Each player can have their own time limit—between 15 and 99

seconds. This gives younger players (and bad typists) a fair chance.

The playing screen shows the player's name at the top, as well as the number of cards the player had finished at the end of the last turn. On the line below that are the available letters (from the dice) and the time remaining. In the center of the screen



is the card. The number on the card is simply a reference number. It has nothing to do with how many cards the player has finished. Then at the bottom of the screen are the commands:

**A-Z:** Typing a letter will place it on the square where the cursor is, as long as that square currently has a dot and that letter is available from the dice.

**[DELETE]:** This removes the letter under the cursor and places it back in the dice section.

**SPACEBAR:** This re-rolls the dice and clears all dice from the card. You are allowed to re-roll as often as you like.

**[ARROW KEYS] without [CONTROL]:** These move the cursor around the card in the appropriate direction.

**[SHIFT] [CLEAR]:** Use this key combination to go to the next card without ending your turn. The program

checks the card to see if it is complete and then proceeds on to the next card, if there is one.

**[ESCAPE] or [RETURN]:** The card is checked. If it is complete, the player's turn will be ended and the computer asks if there are any challenges to the words because of misspellings or other errors.

### UNACCEPTABLE WORDS

The computer only checks that each card is complete, not that the words on each card are acceptable. At the end of each turn (when players press [ESCAPE] or [RETURN]) the game then asks if there are any challenges. It is up to the players to check each other's words.

A word is unacceptable if it is hyphenated, a proper noun requiring capitalization, or is not an English word. If any word is not valid, type Y and that player will not be credited

with any cards for that turn, and will have to do them all over. Be careful—even if the other player disagrees with your challenge, there's no way to undo a challenge. Once you press Y the turn is lost and the cards have to be redone. If all the words are valid, press any other key to continue.

At the end of each turn, the timer is reset and the same player continues until all eight cards have been filled. Only then does the next player begin. This continues until all of the players have finished.

At the end of the game the scores will be printed (with the place in parentheses). The person who took the least number of turns to finish wins. **A**

*Jason Strautman lives in San Antonio, Texas. His program AUTORUN Selector appeared in the June 1989 Antic.*

*Listing on page 40*

**BUY**

**SELL**

**TRADE**

**SWAP**

### Antic Classifieds

544 Second Street, San Francisco, CA 94101  
Telephone: (415) 957-0886

Name	Company
Address	Phone
City/State/Zip	
MasterCard/Visa Number	Expiration Date
Signature	Issue(s) Ad to Appear
Enclosed is my payment for \$ _____	

**RATE:** \$1.00 PER WORD—twenty (20) word minimum.

**BOLDFACE:** Add \$7.50 per line for boldface numbers or add \$40.00 for the entire ad set in boldface (any number of lines).

**STARS:** Add \$6.50 for one (1) line of six (6) stars ★★★★★★ at top of ad.

**TERMS:** Prepayment is required. Check, Money Order, Visa or MasterCard is accepted. Make check payable to Antic Publishing.

**FORMS:** Ads are subject to publisher's approval and **MUST BE TYPED**. Please underline words to be set in boldface.

**GENERAL INFORMATION:** Advertisers using Post Office Box numbers in their ads must supply permanent address and telephone numbers. Ad will appear in the next available issue after receipt unless otherwise specified.

**DEADLINE:** 90 days prior to cover date (e.g., December 1988 closes September 1, 1988—December issue on sale November 1, 1988).

**Clip this coupon, attach to typewritten copy and send with remittance to address on the left.**

**HANDWRITTEN COPY WILL NOT BE ACCEPTED**

**AN AD IN ANTIC REACHES MORE THAN 100,000 SERIOUS ATARI USERS**



# AtariWriter 80

Ultimate 80-column word processing for 8-bit

Review by Matthew Ratcliff

**A**t long last **AtariWriter 80** is here. Users of the original AtariWriter or AtariWriter Plus will be instantly familiar with AtariWriter 80. This is the first 80-column word processor direct from Atari for their 8-bit home computers.

AtariWriter 80 costs only \$49.95, but that's just the beginning of your start-up investment. You need Atari's \$79.95 XEP80 box and a good 80-column composite video monitor—monochrome is preferred and costs about \$100. Therefore, adding 80-column word processing to your Atari computer can easily cost more than \$200.

## FIRST IMPRESSIONS

The AtariWriter 80 program disk is a flippy. The 48K version is on Side 1, and the 130XE (128K) version is on Side 2. The 130XE version of AtariWriter 80 provides three memory banks of 15872 bytes each, for a total edit buffer size of about 47K. You manage these banks by entering text into one buffer until it is full, or nearly so, and then pressing [START][B] to select the next bank.

When loading a very large document, AtariWriter 80 splits it evenly among the three banks, leaving room in each buffer for the document to grow. The [OPTION][F] command tells AtariWriter 80 to activate its free

memory clean-up sequence, which redistributes the file evenly among the 3 buffers. This isn't as elegant as it could be, but is quite workable. Unfortunately, AtariWriter 80 does not use the extra memory of popular third-party 800XL expansions such as the 256K RAMbo XL.

The 98-page manual is well-written and has a complete index. AtariWriter 80 also includes a glossy quick-reference card that is very helpful. It's all that most AtariWriter veterans will need to navigate AtariWriter 80 comfortably.

The usual create, edit, print, and other file support functions are available from AtariWriter 80's main menu. You can also start the spell checker or mail merge utility from this menu. The program disk cannot be write-protected, because it is required for temporary storage in loading the Proofreader or Mail Merge programs.

When editing, the [BREAK] key forces a screen redraw, at which time AtariWriter 80 reformats the screen nicely. But while inserting text, the display is not always updated correctly.

## PROOFREADER

After creating a file, you can verify spelling by selecting the proofreader option from the AtariWriter 80 menu. You are prompted to insert the program disk into drive 1. AtariWriter 80

first writes the document to a temporary file on the program disk, and then loads the Proofreader.

Generally it is unwise to write to your main program disk. However, AtariWriter 80 is not copy-protected. And with a sector copy utility, I had no problems making a backup copy of the master program and dictionary disks. The manual does not mention this, however.

From the Proofreader menu you can choose to correct errors interactively, highlight errors while reviewing the file, or send a list of spelling errors to the printer. Proofreader is capable of adding and saving a user defined personal dictionary. The menu provides options for listing the directory of drive 1 or 2, as well as loading or saving AtariWriter 80 documents for additional spell checking work. When all corrections have been made, control returns to AtariWriter 80 for continued editing of the original document, with spelling changes in place.

## MAIL MERGE

Mail Merge is a nice database facility, geared toward the creation and management of "address books," but easily modified to your individual tastes. Mail Merge presents a menu from which you can choose to create, edit, and manage mailing lists. Multiple mailing list files are simple



to define, each with different field names and sizes.

This miniature database supports a maximum of 15 fields. The field names can have as many as 12 characters, with data fields of 20 characters or less. A total of 255 records fit in one address file.

Mail Merge presents a default record format, quite suitable for almost any address book. Address files are easily updated, cataloged and printed. After creating a satisfactory template, you enter data to fill the records. Save the address book to disk, and it can be merged with AtariWriter 80 documents later.

A Mail Merge file is easily tied into an AtariWriter 80 document to create form letters, or generate customer billing. While you edit, pressing [OPTION][M] tells AtariWriter 80 to insert one of the fields from an address file. This keypress is immediately followed by the desired field number to print in the document.

When printing, AtariWriter 80 prompts for the name of the Mail Merge file from which to import the fields. If the Mail Merge file contains six records the document will be printed six times, using the proper fields from each record for each copy.

## PRINTING

AtariWriter 80 prints documents through the XEP80's printer interface or through a standard Atari printer adapter, such as Atari's 850 interface or ICD's P:R: Connection. When the print command is selected, you specify whether to use the XEP80 or other printer port. No print problems were experienced while printing through the XEP80's interface port. It also works fine with the printer interface of ICD's MIO board.

AtariWriter 80 supports all Atari printers, as well as the Epson FX-80, IDS Microprism 480, and Juki 6100. Pressing [SELECT] while booting AtariWriter 80 brings up the Custom Printer Editor, which lets you create a custom printer driver if your printer

has a readable manual.

Out of the box, AtariWriter 80 supports condensed, proportional, and elite type fonts. Up to nine fonts are supported. Some of the additional font selection commands can be used to enable different color printing on an NX1000 Rainbow printer. The Custom Printer Editor does not allow you to load and modify a predefined driver. So, creating an Epson printer driver with the addition of NLQ, italics, and other fonts requires building everything from the ground up. AtariWriter 80 is capable of loading AtariWriter and AtariWriter Plus files with no problems. AtariWriter 80 employs a separate global format menu, just like AtariWriter Plus. After loading an AtariWriter file, the top line of control codes used for global formatting needs to be deleted. No other compatibility problems should occur.

AtariWriter 80 provides an elegant set of block operations. After marking the top of a block of text, the writer moves to the end of the block and selects an option. Commands supported are alphabetize, count words, delete, duplicate, move, or save the block of memory to a file. A block of memory cannot cross a memory bank boundary in the 130XE version. However, AtariWriter 80 will copy or move blocks between different banks of memory.

## NEAR WYSIWYG PREVIEWS

AtariWriter 80's print preview is very nearly a true "what you see is what you get" (WYSIWYG) display. If the document has a second set of margins defined, the XEP80's preview screen indeed shows dual columns simultaneously. If the total page width is 80 columns or less, the document preview will be displayed completely on the XEP80's screen. For wider documents, you must scroll horizontally to view complete lines, as in older versions of AtariWriter.

## SUMMING UP

AtariWriter 80 seems to be a pretty

solid product. The only noticeable glitch of AtariWriter 80 is that often, while pressing [CONTROL] [DOWN ARROW] to scroll the display down one line at a time, the display jumps to the end of the document, as if [SELECT] [B] were pressed. This is best avoided by employing the [OPTION] [DOWN ARROW] to move down a page at a time, a reliable function.

While composing this article, I began deleting some characters with [CONTROL] [DELETE]. Garbage started appearing at the bottom of the display, and soon the lower half of the screen was a mess. However, all my display problems cleared up when I shut off the 1040ST system nearby. I suspect the ST was creating some interference with communications between the 800XL and XEP80.

Maybe because I don't do much word processing on the 8-bit any more, it seemed to me that AtariWriter 80 misses keys occasionally. When typing rapidly, a blank space may show up instead of the letter pressed, or letters are missing entirely. The keys on my 800XL are much stiffer than on my PC AT compatible, so the cause could be my lack of regular practice on the 800XL. I also experienced similar problems with Turboword from Micromiser.

AtariWriter 80 is the best 80 column word processor for the 8-bit Atari. Turboword is good, but AtariWriter 80 comes from a rich tradition of superb word processors. It just feels like a solid, tightly integrated product. If you have an XEP80 languishing in the linen closet, get it out, purchase AtariWriter 80, and put it to work. Once you start word processing in 80 columns, you will never want to work with 40 columns again. ▲

ATARIWRITER 80, \$49.95.  
Atari Corp.  
1196 Borregas Avenue  
Sunnyvale, CA 94086  
(408) 745-2000



# PC Print

Clean printouts from your IBM downloads.

By John West

**Print downloaded IBM format text files easily—without the extra spaces and RETURNS found in standard ASCII files. PC Print replaces the most troublesome control characters even as the file prints. This BASIC program works on all 8-bit Atari computers of any memory size, with disk drive and printer.**

**I**f you use a modem, as I do, then you've probably had to cope with IBM text files at some point. Even some text files for the 8-bit Atari are converted to this standard ASCII format when posted on telecommunications services such as CompuServe and GENie.

You can download files from other computers (from non-Atari bulletin boards) and use them. But, most text files you download have been written on IBMs, which use CTRL-M and CTRL-J to do the same thing Atari does with a 155.

I've spent many an hour taking out

CTRL-M and CTRL-J characters from IBM text files after loading them into a word processor. It seems that almost none of the Atari word processors allow you to globally replace a [RETURN]. (*The First XLEnt Word Processor is one we know of that will replace RETURNS. We always keep a copy handy for just that purpose.*—ANTIC ED)

One time I wrote my own program to simultaneously strip out the CTRL-M's and J's, insert a CHR\$(155) and save the file. This takes a lot of time and extra disk space, however. Since all I usually want to do is print the file,

I finally created PC Print, a program that replaces the troublesome characters while the file is being sent to the printer.

## GETTING STARTED

Type in Listing 1, PCPRINT.BAS, check it with TYPO II, and SAVE a copy to disk. When you RUN this BASIC program it will create a file named PCPRINT.COM and write it to the disk in drive 1.

Rename this file to AUTORUN.SYS, using Atari DOS selection E. Then when you reboot, PC Print will load and run automatically. (You can also use DOS option L to load PCPRINT.COM, without renaming it.)

If you have an Assembler cartridge, such as MAC/65, you may type in the source code shown in Listing 2 and assemble it. Listing 2 is included primarily for MAC/65 programmers. You do not need to type in Listing 2 to use PC Print.

Then, copy any IBM text file to the printer and it will be converted "on the fly." From DOS, use selection C, and when specifying the destination device use P: to send the file to the printer. For example, type:

D:IBMTEXT.DOC,P: [RETURN].

Press [RESET] to disable this special handler.



## HOW IT WORKS

PC Print takes each byte sent to the printer, checks it and transforms any CTRL-M (13) into a 0, which the printer ignores. Any CTRL-J (10) characters are transformed into an Atari carriage return character (155). Now you can simply copy those IBM ASCII files directly to the printer, without all that annoying double spacing caused by the CTRL-M, CTRL-

---

**Copy a text  
file to  
the printer  
and it will be  
converted  
“on the fly.”**

---

J sequences.

This is done by redirecting the printer handler vector in Atari's low memory to our own routine in Page 6. All characters other than the CTRL-M and CTRL-J sequences are passed on to the operating system, which handles the actual printing.

If you don't have a modem, I suggest you get one. It will open a fascinating new world of computing, affording the opportunity to share information with many other Atari and non-Atari computer users. Many popular bulletin board systems, often run by Atari computer clubs, are found all across the US, running on Atari 8-bit machines. ▲

---

*John West is a Senior at Perquimans County High School, North Carolina. He taught himself BASIC and Assembly, and then learned LOGO, PASCAL, and XLISP by attending summer college programs. This is his first appearance in Antic.*


*Listing on page 39*

## SUPER DISK BONUS

# Naval Battle

*Slick, flashy version of an old favorite.*

*By John Hutchinson and David Rajala*



Naval Battle

**T**his issue's super-duper *third* Disk Bonus is Naval Battle, a flashy, colorful version of the classic Battleship game. This BASIC game works on 8-bit Atari computers with at least 48K memory and disk drive. A joystick is required, or two joysticks are optional.

Remember that game you used to play with pencil and paper where you hid a battleship and other sea-going craft on a grid? You and your opponent would take turns firing salvos by calling out coordinates like "A-1" or "G-9," trying intently to find and sink each other's ships. It was fun, but drawing up the grids was often just as difficult as finding someone to play with.

Well, now all you frustrated would-be admirals can experience the thrills of combat on the high seas with Naval Battle. This extra-slick Atari 8-bit version boasts sharp graphics and sounds, complete with the boom of naval artillery and the splash of a watery miss.

The authors of this impressive effort have plenty of military background to draw from. David Rajala is a retired military officer, currently working as a defense analyst in Washington, D.C. Major John Hutchinson is an Operations Research-Systems Analyst for the Army.

## GETTING STARTED

The entire back side of the Antic Monthly Disk has been used for Naval Battle, which will boot automatically. Just put the Antic Disk in drive one with side B up (label side down). Turn the computer off and then on again with BASIC (XL/XE owners don't hold down [OPTION]) and the game loads and runs automatically.

You can try your skill against a computer opponent, compete with another human player, or just sit back and watch the computer play both roles all by itself. There is even a choice of difficulty levels for handicapping young or inexperienced players.

Use your joystick to select from the game options. Press the [SPACE-BAR] to pause the game or then resume. Press [ESCAPE] or [RESET] to end the game in progress.

## PLAY OPTIONS

DEMO MODE pits the computer against itself. To join in the action yourself, choose 1 PLAYER mode to compete against the computer, or 2



PLAYER to play against another human.

In two-player mode you have the further option of using two joysticks, or sharing a single stick. The computer hides the ships for both players, so you don't have to worry about accidentally seeing the other player's layout. Players also get to choose different difficulty levels.

The three difficulty levels range from ENSIGN, the easiest, to CAPTAIN and ADMIRAL. As the level increases, the human player is allowed less time to place shots—and the computer uses more artificial logic in planning its shots. If you beat the computer consistently at ADMIRAL level you should join the Navy. Your country needs you!

Other options let you choose between playing with sound effects or without. If you would rather fight your battle in relative silence you will considerably speed up the process as well.

### SHIP PLACEMENT

In single player mode you can place your ships yourself, using the joystick, or let the computer do it. Your fleet consists of five ships of varying lengths—an Aircraft Carrier (5 squares), a Battleship (4 squares), a Destroyer (3 squares), a Submarine (3 squares) and a PT Boat (2 squares). These ships are all drawn in detail—you can even see the tiny planes on the deck of the carrier.

You can place each ship either horizontally or vertically by positioning a flashing cursor on the game grid and pressing the joystick trigger. Once all your ships are positioned, the computer asks if the placement is okay, giving you a chance to re-position your ships.

### PLAYING NAVAL BATTLE

Player number one (or the human player in a one-player game) always goes first. Using your joystick, move

the flashing cursor across your opponent's green game grid. Select a position where you think he might have hidden a ship and press the joystick button. You'll hear the sound of a naval gun being fired, followed by either a splash if you missed or explosion if you scored a hit. The game grid will display a white square for a miss. A red square indicates a hit.

gies is to first go after your opponent's largest remaining ship, selecting grid squares where the ship could fit both vertically and horizontally. You can also stagger your shots in a checkerboard pattern. Try to avoid placing two shots side-by-side. This way you can logically eliminate squares where your opponent's ships cannot possibly fit, without having to actually waste a

---

## Experience combat complete with the boom of artillery and the splash of a watery miss.

---

If you hit a ship, one segment of the appropriate ship on the Hit Indicator will also turn red. The Hit Indicator shows you how many sections of the ship have been hit, but not which ones. You'll have to figure that out by trial and error.

Then your opponent takes his turn. If you are playing against the computer, your ships will remain visible on the blue game grid. If you are playing a two player game, both opponent's ships will remain hidden from view. You and your opponent will continue to take turns until the game ends.

The first player to sink all of his opponent's ships is the winner. The computer will then briefly display the winner's ship placement so the loser can see how close his shots were. You can then either change your game options, or start another exciting naval encounter with the same settings.

### STRATEGY TIPS

When playing Naval Battle you want to maximize the effectiveness of your shots. One of the best strate-

shot on them.

Your computer opponent uses this strategy to find the most logical hiding spots for your ships. A series of "artificial logic" routines help simulate the human decision making process.

The computer will vary its ship placement each game and may even place its ships side-by-side in an attempt to fool you. The computer should prove a worthy opponent, but it is certainly not infallible. Follow its lead and use logic in placing your shots, and you should be able to beat it.

Your Antic Disk—featuring Naval Battle plus two additional Super Disk Bonuses as well as every type-in program from this issue—will be shipped to you within 24 hours after receiving your order. Just phone Toll-Free to the Antic Disk Desk at (800) 234-7001. The monthly disk is only \$5.95 (plus \$2 for shipping and handling) on your Visa or MasterCard. Or mail a \$5.95 check (plus \$2 shipping and handling) to Antic Disk Desk, 544 Second Street, San Francisco, CA 94107. ▲



# THE GRAB-BAG

## 8 BIT SOFTWARE

### ENTERTAINMENT

**ASTROLOGY** - Create beautiful charts for your family and friends. Imaginative gifts, always popular. (APO167) \$15.95

**ATARIORACLE** - The computer OUJI board. Predicts the future, answers all questions, picks LOTTO numbers. (APO138) \$15.95

**BLUE TEAM BRIDGE** - Tournament level. Play at any time, improves your bidding-or learn to play. Great graphics (APO178) \$15.95

**CRIBBAGE and SEVEN CARD STUD** - Two great card games. The poker players don't cheat, but they bluff. (APO173) \$15.95

**KLONDIKE SOLITAIRE and SEVENS (FAN TAN)** - Two classic strategy card games. Hours of recreation. (APO174) \$15.95

**COLOSSUS CHESS 3.0** - The best Atari chess game for the serious player, beginner or Grand-Master. (APO161) \$15.95

**OMAR** - 1 or 2 player strategy board game. Similar to Chess, Checkers, or Go, but completely different. (APO140) \$12.95

**PUZZLER** - Infinite jigsaw puzzles, use your own pictures. Set difficulty level for any age group. (APO150) \$12.95

**SNARK HUNT** - A classic logic-strategy board game. Up to 8 players, challenging family entertainment. (APO105) \$12.95

**DRAGON'S QUEST** - A wonderful illustrated adventure game for your entire family. Fast and fantastical. (APO139) \$15.95

**GALAHAD AND THE HOLY GRAIL** - An Atari action adventure classic by one of Lucasfilm's top game designers. (APO110) \$15.95

**KING TUT'S TOMB and CONSTRUCTION SET** - 48 dangerous, multi-screen tombs, or construct your own. (APO149) \$15.95

**LORD OF THE ORB** - Intense arcade action as you search the huge scrolling castle for the stolen Orb. (APO103) \$15.95

**CHOP SUEY** - Joystick-busting, action-packed, martial arts excitement. One of our all-time best sellers. (APO162) \$15.95

**MARS MISSION II** - Streak through the skies and the caverns of Mars. Furious action is everywhere. (APO120) \$15.95

**SPACE WAR** - Galactic shoot-out for 1 or 2 players. A white-knuckle space-age duel. (APO101) \$12.95

**WEAKON** - Battle in innerspace, the thrilling, dangerous world of speeding sub-atomic particles. (APO122) \$15.95

**XTAL (CRYSTAL)** - Command a star cruiser! Detailed effects are everywhere. More than a game: an epic. (APO158) \$15.95

### PRODUCTIVITY

**CREATIVE PROCESS 1.8** - An indispensable outline processor. (APO151)..\$19.95

**DEEP BLUE C COMPILER AND MATHLIB** - The all purpose language and math library. (APO188)..\$19.95

**FLOATING POINT PACKAGE AND EXTENDED D.D.T. (EXDDT)** - A powerful combo for assembly language. (APO189)..\$19.95

**INTERLISP/65 2.5** A subset of the standard "INTERLISP" dialect of LISP. (APO191)..\$19.95

**RAMBRANDT** - The ultimate paint software on two disks. (APO157)..\$19.95

**SPELL MAGIC** - Check documents generated by other word processing programs, and in context with the document display feature. (APO144)..\$19.95



**ORDER NOW**

TOLL-FREE

800-234-7001

MasterCard/Visa Orders Only - All 50 States



**GRAB-BAG OFFER:**  
**BUY 10 FOR**  
**ONLY \$49.95**  
 PLUS TAX & SHIPPING







# Broadcast Automating Atari

Programming WIMA with a 130XE.

By Mark Gierhart

**A**s a result of network programming changes, management at radio station WIMA in Lima, Ohio presented our engineering department with a real challenge. We needed to resurrect our old automation system so it could handle local programming for six hours every night. And it had to be on-line in two to three months! The engineering department consists of only two full-time engineers, Dick Knowles and myself, which meant we had our work cut out for us.

As the first step, we examined our options. We could repair the outdated system which had last been in use several years ago, or we could design and construct our own system using the salvageable parts from the old automation unit. Either way, the time constraints would make it a difficult job.

After analyzing the existing system we determined that many of the control parts which needed repair were either no longer available or difficult to come by at best, and the time required to get the parts available would put us over our deadline. This left us only one option, designing a new system.

With the choice made clear, our task was still no easier than before. We needed to find a "brain" or controller for our system, and it had to meet several criteria. It had to be easy to



*Mark Gierhart with his Automate manual in front of the audio and switching circuitry at WIMA radio.*

use, reliable, and most important, cost-effective. This brain had to control several music tape decks, commercial carousel decks, voice tape decks and satellite network news feeds, all with little or no outside operator assistance.

The system would require some type of microprocessor controller to allow storage of program events and time schedules. Having had previous experience with the Atari 8-bit computer's capabilities, we elected to go with an Atari 130XE computer as the

main brain of our automation system.

## 130XE BRAIN

The Atari 130XE had all the features we needed for the project, including the low price tag. To complete the system, a disk drive, printer and several cartridges were included in our purchase.

At this point we were ready to start working towards our goal, building our broadcast automation system using our 8-bit computer. My task was to write the software and design the



computer interfacing to accommodate Dick's audio and switching designs.

Having done some programming in BASIC XE from ICD/OSS, I decided that would be the language to use for my automation program. BASIC XE gave me several powerful features I wanted, including the EXTEND command (which uses the 130's extra RAM), the FAST command (which speeds up the BASIC), and several variable functions which standard Atari BASIC doesn't allow.

I also needed the ability to access the clock output functions of the Atari 130XE, giving the program accurate time and date commands. I decided to try ICD's R-Time 8 module. With ICD SpartaDOS I now had access to both the time and date either formatted or unformatted.

I now started on the programming. First I had to find a way to get complete control over each of the audio sources needed for the system. Being in a somewhat high-noise, high-RF environment, I decided to use the Atari's built-in sound generator, using small, cheaply-constructed tone decoder interfaces.

Using a series of Atari POKE commands, I could produce just about any tone from 100hz to well over 10khz. The computer sends out the given tone, which turns on the tone decoder, closing its relay contacts to start, stop, or perform any other specified function on the tape machines. Thanks to the Atari's fine four-channel audio sound system, I was now able to control any outside source.

Now I needed a reliable means of interfacing the Atari with the outside world. I elected to use the Atari's paddle (joystick) ports. These ports have an internal voltage divider circuit which gives the computer a number values that vary with any change in voltage into the port. By placing a different resistance in each line of the interface, and using the PADDLE(x) command, I was able to distinguish

each individual signal coming from the tape machines.

## SOFTWARE

Once the interfacing was complete it was time to sit down and write the program. The program, which I call AUTOMATE, is completely menu-driven. Some of the special features of the program include an auto start/stop mode, print to screen/printer mode, and an enlarged print mode. Also, all of the Atari's special function keys were incorporated into the program for ease of operation.

The R-Time 8 module functions were used constantly throughout the program. The Atari 130XE with this module is responsible for airing a network satellite news feed at the top of each hour. Also, this module makes automatic starting and stopping of the system at any given time a reality.

Another special feature of the program was the enlarged print mode. By pressing a single key while in the menu, the operator could bring up a Graphics 17 screen, enlarging all the menu text. I included this option in the software to aid a vision-impaired person working here at the station.

After about a month and a half of "late night" programming I was ready to hook AUTOMATE into the rest of the automation system. Dick had a well-designed audio/switching system ready and waiting for the program's completion.

Within a week, we had both the Atari 130XE and the audio/switching system up and running. To actually see the computer stepping through and playing each programmed event was a dream come true. The hard work and many long hours had paid off.

Future plans under consideration include interfacing the automation system with our accounting and billing department. This will allow direct billing and monitoring of the station's commercial inventory. The station already uses an Atari for inventory, word processing and scheduling. ▲

*Moving?*  
**Don't forget us!**

Fill in coupon and mail to:

**ANTIC, P.O. BOX 3805  
ESCONDIDO, CA 92025**

I am also a start subscriber.

New Address

Name

Address

City

State

Zip

place current mailing label here



# Antic Numerologist

*See how your name and dates add up.*

*By Clifton Oyamot*

Once again ancient mysticism meets modern science, this time in the form of your Atari Numerologist, this issue's *second* Super Disk Bonus. This extra-long BASIC program can be found on your monthly Antic Disk, ready to RUN. Programmer Clifton Oyamot is a 17-year-old senior at Rancho High School in Las Vegas, Nevada. This is his first appearance in Antic.

Numerology, in its present form, can trace its origins to the 6th century B.C. and to the great mathematician Pythagoras. Numerologists contend that all things can be reduced to numbers, and understood from there. This applies particularly well to names and dates. By analyzing the numbers in your name and birthdate, a supposedly accurate personal portrait can be painted.

Numerology can be seen as a sort of mathematical astrology. If you believe astrology is a waste of time, you won't feel much differently about Antic Numerologist. We are presenting this program strictly for its entertainment value. However, it occasionally does seem to come up with some interesting insights. (See box.)

When you run Antic Numerologist, you are presented with two choices, Name and Date. Name gives you an analysis of your character.

The prompts ask for your first, middle, and last names. Omit titles and such like Jr. or III, spaces, and other non-letter characters which may occur. Combine separate names into one word (e.g. Maryann). If you lack a middle name, just enter a space.

You are then asked for your birthdate. Enter your birth month in numerical form (January = 1, etc.).

Also, enter the full year, not the two-digit abbreviation.

After all the information has been entered, your Atari will make the necessary calculations, which can become tedious and involved when done by hand. Finally, the Atari interprets the results for you, displaying the interpretation on screen. If you like, you can then print the re-

## Gems from the Antic Numerologist

### Richard Milhous Nixon, 1/9/1913

When denied your wishes, you may scheme to get your ways. Despite this, your natural inclination is to help people. . . If not careful, however, you can lead a life of disappointments and depression.

### George Washington, 2/22/1732

You are the pioneer, the leader, the captain. You are highly original and creative and you possess the drive to put your ideas into practice. You are highly ambitious.

### Ronald Wilson Reagan, 2/6/1911

You are naturally friendly and sociable. You also have a need to fix things when they are not quite perfect. Peace and quiet are what you yearn for. . . You try to maintain harmony. Without being aggressive, you are still able to gather all that you need, including many friends.



sults on an Epson-compatible printer.

## YOUR ANALYSIS

The analysis is broken into four areas. The Soul Urge describes the motives that underlay your actions in life. The Quiescent Self is what you do or think about when alone. Your Expression is how you appear to the outside world and, quite appropriately, how you express yourself. Finally, your Life Path tells of your purpose in life. If you wish to have a hard copy of the results, press [p] at the prompt.

The second, and more pedestrian, option, Date, is more like a horoscope. Antic Numerologist will ask for your birthdate and for the present date. From there, it will give you a forecast for the year, month, or day, whichever you choose. The message divined should be interpreted according to the particular time frame, whether long-term or short-term.

The Atari Numerologist is by no means omnipotent, but coupled with its calculation power and the cleverly general and flattering responses, you sometimes might find yourself amazed by the program's accuracy. Have fun delving into the psyche of friends and family and perhaps even gain a few valuable insights into those around you.

Your Antic Disk—featuring Antic Numerologist plus two additional Disk Bonuses as well as every type-in program from this issue—will be shipped to you within 24 hours after receiving your order. Just phone Toll-Free to the Antic Disk Desk at (800) 234-7001. The monthly disk is only \$5.95 (plus \$2 for shipping and handling) on your Visa or MasterCard. Or mail a \$5.95 check (plus \$2 shipping and handling) to Antic Disk Desk, 544 Second Street, San Francisco, CA 94107. ▲

## TRIPLE DISK BONUS

# Chemistry Tutor

*Learn your ions, stoichiometry and balanced equations.*


*By John Kennedy*

In the April, 1989 issue of *Antic* we printed *Periodic Madness*, which drilled students about chemical elements, their symbols and atomic masses as shown on the Periodic Table of the Elements. Now, John Kennedy's Chemistry Tutor takes students several steps further, into the realm of ions, stoichiometry and balanced equations.

Chemistry Tutor is a BASIC program, but far too long for a type-in. The program can easily be RUN straight from the *Antic* Monthly Disk—just press the number to the right of CHEMTUTR.BAS on the menu, and press [RETURN]. Your tutor will LOAD and RUN right away.

However, actually using the tutor won't be so easy, unless you already have a basic understanding of beginning chemistry and stoichiometry (proportional weights and measures involved in chemical activity,) and hence the science of balancing equations.

Author John Kennedy teaches Chemistry, Physics and Computer Programming at Northwestern High School near Springfield, Ohio. He developed the Chemistry Tutor to help his beginning chemistry students who had trouble writing and balancing equations and solving mass-mass problems. He says, "I wanted the program to provide a variety of questions and respond to in-



*Balancing an equation*

correct answers with helpful suggestions. The program also had to be easy to use, even by students with little experience with computers." Thanks to the 8-bit Atari's graphics, the resulting program was both educational and colorful.

## USING THE PROGRAM

After the title screen, a menu displays the following choices: Name Ions, Write Symbols and Charges for Ions, Write Chemical Formulas, Write Chemical Equations, Stoichiometric Calculations, and End Program. Pressing the [OPTION] key cycles through the choices. When the pointer is at the desired choice, press the [SELECT] key.

The first three choices each give a sequence of 10 questions, displaying a running total of right and wrong answers. Name Ions gives the ion's symbol and charge, and the user must name the ion. For example, the symbol  $\text{ClO}_3^-$  (charge -1) must be identified as CHLORATE.



The program uses the Stock system, in which elements with more than one positive oxidation state are identified by Roman numerals. For example, iron with a +2 oxidation number would be designated as Iron (II). Leave a space between the name and the parenthesis. If an incorrect answer is entered when naming or writing symbols for ions, the correct answer is displayed in the error window and your score is shown.

In Write Symbols and Charges for Ions, the program gives the name of an ion, and the user must enter the symbol and then the charge of that ion. Both must be correct to receive credit. If the symbol for CARBONATE is correctly entered as CO<sub>3</sub>, the user will then be asked for the charge—in this case, -2.

Use a minus sign to designate negative charges. A plus sign for positive charges is optional. For this section, all numbers typed will appear as subscripts. Letters will be in lower case, with the [SHIFT] key used to produce capitals—the abbreviations of the elements must be correctly capitalized.

## FORMULAS & EQUATIONS

The three options on balancing equations and stoichiometry give one question at a time. Once a question has been completed, the program asks if you want to do another.

When the Write Chemical Formulas or the Write Chemical Equations options are selected, you will be asked to write the formulas for chemical compounds such as LITHIUM CYANATE (LiOCN)—or to give the name from the formula.

Names for compounds are generated randomly from positive and negative ions. No spaces should be used when writing formulas. When an incorrect formula is entered, a hint will be displayed in the error window. After three unsuccessful attempts, the correct answer is dis-

played.

If you are writing equations, you will enter the formulas for two reactants and two products. When the complete equation is in the display window, a cursor will appear in front of the first compound. Typing numbers will produce standard numerals as coefficients. Use the [ARROW KEYS] to move from one compound to another until the equation is balanced. If you leave a blank space in front of any compound, it will be interpreted as a number 1.

If the equation is not balanced, a help screen will be shown in the information window. This screen displays the number of each ion as a reactant and as a product and if the two are in balance. Each time a coefficient is changed the display is updated. When the display shows a YES for each product and reactant, the equation is balanced. The coefficients must be reduced to their least possible values (like fractions) to be correct.

Stoichiometric Calculations first requires that an equation be written and balanced. A mass for one compound is given and you are asked for the required or produced mass of another. Entering an incorrect answer will begin a tutorial which leads step by step to the correct answer.

## PROGRAM TAKE-APART

Information about positive and negative ions is stored in DATA statements in lines 100-910. Each statement consists of the ion name, symbol, oxidation number, a one (1) for a polyatomic ion or a zero (0) for a monatomic ion, and the atomic weight.

The variables NN and NP are initialized in line 45 to the number of negative and positive ions. By altering these numbers, the user may select only a part of the ion list.

Display list interrupts, initialized in lines 10000-11100, are used to produce a multicolored Graphics 0 screen divided into four windows: green for information, yellow for display, red for error messages, and green for input. Players are used throughout the program to add color by overlaying titles. Players are also used as cursors. Two important machine language routines are MOVE\$ and ZERO\$ in lines 50 and 60. These are used to position players by moving and erasing blocks of memory.

A special character set is used to display subscripts. In this character set, the numerals 0-9 are redefined as subscripts and the control characters having ATASCII values 0-9 are the standard numerals. Lines 75 and 80 first move the character set from ROM and then make these changes.

## HELPFUL TUTOR


Although the author has used this Chemistry Tutor for classroom instruction, he finds it is most valuable as a "tutor," working with individual students.

This issue's Antic Disk—featuring Antic Chemistry Tutor plus two extra Super Disk Bonuses as well as every type-in program from this issue—will be shipped to you within 24 hours after receiving your order. Just phone Toll-Free to the Antic Disk Desk at (800) 234-7001. The monthly disk is only \$5.95 (plus \$2 for shipping and handling) on your Visa or MasterCard. Or mail a \$5.95 check (plus \$2 shipping and handling) to Antic Disk Desk, 544 Second Street, San Francisco, CA 94107.

Programmers: Antic wants to see your most ambitious programs, even those too large or complex for printing as a type-in listing. High-quality programs in any language that has a runtime version are now eligible for consideration as a Super Disk Bonus.

A





# Showbiz 8-Bit

Pro teleprompting with his Ataris.  
By Japji Singh Khalsa.

**O**ne day on the video set. . .

"Hold it! Cut! . . . That just isn't going to work!" the director says with an edge of irritation.

I sense a change coming.

"We can't use 'Good Evening'—they may be seeing this video in the morning."

Rough start. I go into edit mode.

"Okay, let's say 'Good day' . . . no. . . 'Hello' . . . no that's too formal. . . Nancy, what do you think?"

The scriptwriter thoughtfully chews on her pencil for a moment, "How about 'Hi'?"

I liked 'Hi' so I make the change, trying to stay one step ahead of the game.

The director thinks out loud, "Hi? . . . hmmm. . . yes, yes, that has some potential. Okay. . . PROMPTER! we want to change. . ."

I cut him off, "Already done."

"Great!" he says. I'm sure he must be thinking "Boy, is this guy good"

Good? Yes. But that's mostly thanks to the "state of the art" teleprompter that I'm using. And at the heart of this system is an Atari 130XE 8-bit computer.

But let me backtrack just a moment because some people don't even know what a teleprompter is. A prompter is a system by which the actor—or in official film/video lingo, the "talent" — can actually read his script while pretending to have memorized it, looking straight at the

camera.

The oldest form of a prompter, to my limited knowledge, was a big piece of white cardboard called a cue card. It was cumbersome and clunky and it was difficult to make changes. Also, most often you'd be able to see that the talent was looking off to the side of the camera reading cue cards.

Eventually someone invented a system with a one-way mirror, where a piece of optical-quality glass with a special mirror-like coating is mounted at a 45-degree angle in front of the camera lens. Mounted underneath the mirror would be either an acetate scroll with the script written on it, or a video monitor displaying the script text.

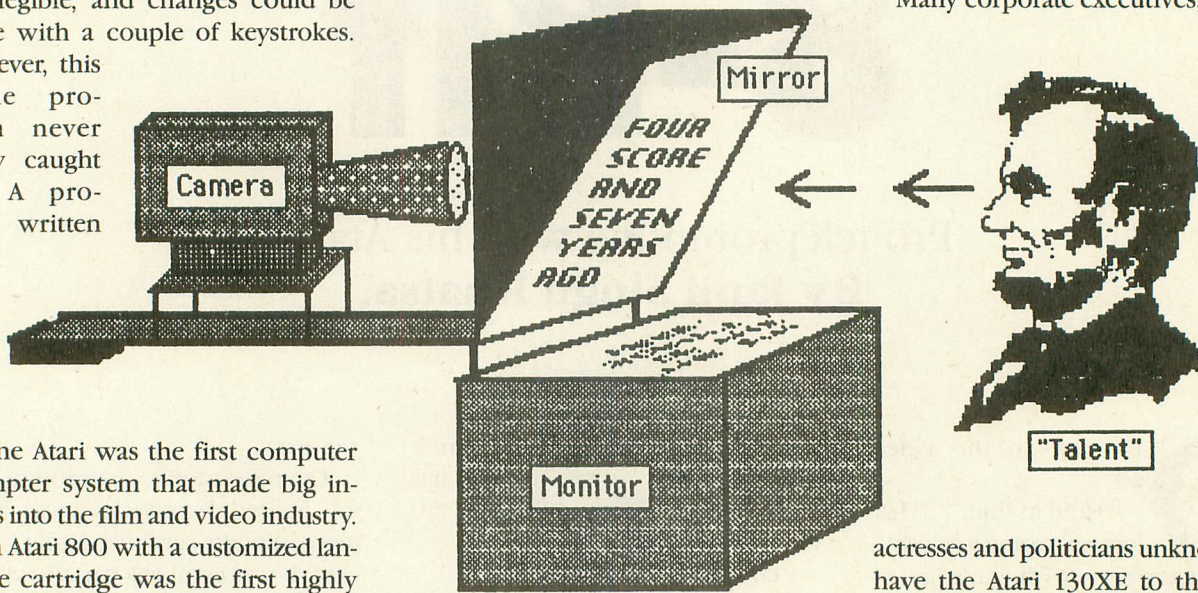
The talent looks at the glass (into



the lens of the camera) and sees the reflected script as it scrolls by. At the same time, the special mirror coating and the angle of the glass lets the camera look through it without seeing the script.

The current state-of-the-art system feeds a digital image of the script to the monitor mounted under the mirror. The digital revolution in prompting started in 1983. A company in Wisconsin wrote a program (for an Apple computer) that was primarily designed for newsroom prompting. The computer displayed the script in large, digital letters on the monitor under the two-way mirror.

The computer offered several advantages over the old systems. It was absolutely silent, the letters were large and legible, and changes could be made with a couple of keystrokes. However, this Apple program never really caught on. A program written



for the Atari was the first computer prompter system that made big inroads into the film and video industry.

An Atari 800 with a customized language cartridge was the first highly successful computer prompter. The Atari offered many advantages over other systems. Its built-in graphics abilities made it easier to get color, different font sizes, and most important, a smooth scroll—allowing the letters of the script to flow smoothly up and down the screen without any jerking or jumping.

The Atari also had a built-in NTSC video port, so it could feed the image to the video monitor without adding expensive video cards or other interfaces. Using a different computer would have required complex pro-

gramming and most likely would have required expensive hardware changes.

My San Francisco company, Magic Teleprompting, currently has three of these Atari-based teleprompters. Each unit consists of a 130XE, a 1050 disk drive, a color video monitor and a special hand controller that connects to the joystick port. The prompter software itself is a proprietary program sold by Lynn Greenberg of Electronic Teleprompting in Newhall, California. One of my systems includes an Epson printer connected through an 850 interface.

We send prompters up and down the West Coast, each system packaged

tightly in shipping-quality, professional cases. Open the case, plug it in, boot up, and it's ready to prompt.

I also have a system set up in my office for entering scripts that are delivered to me before the shoot day. I can either type the script directly into the Atari, or, more and more frequently, the client delivers me a disk with the script on it. The disk is usually in either IBM or Macintosh format. In these cases, I read the file into my Macintosh SE, massage it by

taking out any strange characters, and then transfer it to the Atari.

I do the transfer with a null modem adaptor connected from the Mac to an 850 interface. On the Mac I use Red Ryder 10.3 and on the Atari I use Backtalk 1.2 from the Antic Arcade Catalog. By utilizing the XMODEM transfer protocol, I can make errorless 2400 baud transfers.

The Atari system has proven to be quite dependable. Shipped by air freight all along the West Coast, these computers have been through rain, sleet and snow — and they've been dropped, dragged, or bounced onto the film set. I had to have a disk drive aligned once, so I sent it to the Computer Support company in South San Francisco. It's worked fine ever since.

Many corporate executives, actors,

actresses and politicians unknowingly have the Atari 130XE to thank for making their lines and speeches easier and more comfortable to present.

And we at Magic Teleprompting have the 130XE to thank for making us the biggest and most successful prompter service in Northern California.

---

*Jajji Singh Khalsa has been working in the film/video business for over 13 years and is owner of Magic Teleprompting in San Francisco. When not on the film set, he likes to golf, play with his new son, or play fantasy role-playing games.*



# SOFTWARE LIBRARY

## TYPING SPECIAL ATARI CHARACTERS

The Atari Special Characters and the keys you must type in order to get them are shown below:

For [CONTROL] key combination, *hold down* [CONTROL] while pressing the next key. For inverse [CONTROL] [A] through [CONTROL] [Z], press the [ ] key—or [ ] on the 400/800—then *release* it before pressing the next key. (Press [ ] or [ ] again to turn off inverse.) For [ESC] key combinations, press [ESC] and then *release* it before pressing the next key.

Carefully study the chart above and pay close attention to differences between lookalike characters such as the slash key's [/] and the [CONTROL] [F] symbol [ ].

NORMAL VIDEO			
FOR THIS	TYPE THIS	FOR THIS	TYPE THIS
☐ CTRL	,	☐ CTRL S	
☐ CTRL A		☐ CTRL T	
☐ CTRL B		☐ CTRL U	
☐ CTRL C		☐ CTRL V	
☐ CTRL D		☐ CTRL W	
☐ CTRL E		☐ CTRL X	
☐ CTRL F		☐ CTRL Y	
☐ CTRL G		☐ CTRL Z	
☐ CTRL H		☐ ESC ESC	
☐ CTRL I		☐ ESC CTRL -	
☐ CTRL J		☐ ESC CTRL =	
☐ CTRL K		☐ ESC CTRL +	
☐ CTRL L		☐ ESC CTRL *	
☐ CTRL M		☐ CTRL .	
☐ CTRL N		☐ CTRL ;	
☐ CTRL O		☐ SHIFT =	
☐ CTRL P		☐ ESC SHIFT	
☐ CTRL Q		☐ CLEAR	
☐ CTRL R		☐ ESC DELETE	
		☐ ESC TAB	

INVERSE VIDEO	
FOR THIS	TYPE THIS
☐ ESC	SHIFT DELETE
☐ ESC	SHIFT INSERT
☐ ESC	CTRL TAB
☐ ESC	SHIFT TAB
☐ ALT CTRL .	
☐ ALT CTRL ;	
☐ ALT SHIFT =	
☐ ESC CTRL 2	
☐ ESC	CTRL DELETE
☐ ESC	CTRL INSERT

## TYPO II AUTOMATIC PROOFREADER

TYPO II automatically proofreads **Antic's** type-in BASIC listings. Type in the listing below and SAVE a copy to disk or cassette. Now type GOTO 32000. At the prompt, type in a single program line **without the two-letter TYPO II code at the beginning**. Then press [RETURN].

Your line will reappear at the bottom of the screen. If the TYPO II code does not match the code in the magazine, then you've mistyped your line.

To call back a previously typed line, type [\*], then the line number, then [RETURN]. When the completed line appears, press [RETURN] again. This is how TYPO II proofreads itself.

To LIST your program, press [BREAK] and type LIST. To return to TYPO II, type GOTO 32000. To remove TYPO II from your program, type LIST "D:FILENAME",0,31999, then [RETURN], then NEW, then ENTER "D:FILENAME", then [RETURN]. Now you can SAVE or LIST your program to disk or cassette.



Don't type the TYPO II Codes!

```

WB 32000 REM TYPO II BY ANDY BARTON
UM 32010 REM VER. 1.0 FOR ANTIC MAGAZINE
HS 32020 CLR :DIM LINE$(120):CLOSE #2:CLO
SE #3
BN 32030 OPEN #2,4,0,"E":OPEN #3,5,0,"E"
YC 32040 ? "K":POSITION 11,1:? "TYPE II CODES"
EM 32050 TRAP 32040:POSITION 2,3:? "Type
in a program line"
HS 32060 POSITION 1,4:? " ":INPUT #2:LINE
$:IF LINE$="" THEN POSITION 2,4:LIST B
:GOTO 32060
XH 32070 IF LINE$(1,1)="*" THEN B=VAL(LIN
E$(2,LEN(LINE$))) :POSITION 2,4:LIST B:
GOTO 32060
TH 32080 POSITION 2,10:? "CONT"
MF 32090 B=VAL(LINE$):POSITION 1,3:? " ":

```

```

NY 32100 POKE 842,13:STOP
CN 32110 POKE 842,12
ET 32120 ? "K":POSITION 11,1:? "TYPE II CODES"
":POSITION 2,15:LIST B
CE 32130 C=0:ANS=C
QR 32140 POSITION 2,16:INPUT #3:LINE$:IF
LINE$="" THEN ? "LINE ";B;" DELETED":G
OTO 32050
UV 32150 FOR D=1 TO LEN(LINE$):C=C+1:ANS=
ANS+(C*ASC(LINE$(D,D))):NEXT D
WJ 32160 CODE=INT(ANS/676)
JW 32170 CODE=ANS-(CODE*676)
EH 32180 HCODE=INT(CODE/26)
BH 32190 LCODE=CODE-(HCODE*26)+65
HB 32200 HCODE=HCODE+65
IE 32210 POSITION 0,16:? CHR$(HCODE);CHR$(
LCODE)
UG 32220 POSITION 2,13:? "If CODE does no
t match press [RETURN] and edit line a
bove.":GOTO 32050

```











```

0410 CHANGEPUT
0420 LDA HATABS+1,X ;KEEP THE OLD
0430 STA ZPAGE ;TABLE ADDRESS
0440 LDA HATABS+2,X ;INTO PAGE
0450 STA ZPAGE+1 ;ZERO AND
0460 LDA # <NEWTABLE ;PUT MY
0470 STA HATABS+1,X ;TABLE ADDR55
0480 LDA # >NEWTABLE ;INTO THE
0490 STA HATABS+2,X ;HNDLER TABLE
0500 LDY #15
0510 ;
0520 MOVELOOP
0530 LDA <ZPAGE>,Y ;COPY ALL THE
0540 STA NEWTABLE,Y ;OTHER HNDLER
0550 DEY ;ADDRESSES INTO
0560 CPY #255 ;MY TABLE, AND
0570 BNE MOVELOOP
0580 LDY #6
0590 LDA # <NEWPOT ;THEN PUT MY
0600 SEC ;PUT-BYTE
0610 SBC #1 ;ADDRESS IN
0620 STA NEWTABLE,Y ;IT
0630 LDA # >NEWPOT
0640 SBC #0
0650 STA NEWTABLE+1,Y
0660 RTS
0670 ;

```

```

0680 ;
0690 NEWTABLE
0700 .WORD 0,0,0
0710 PUTBYTE
0720 .WORD 0,0,0,0,0
0730 ;
0740 ;
0750 NEWPOT
0760 CMP #13 ;CHEK FOR CTRL-M
0770 BNE NOT13 ;IF NOT, CONT
0780 LDA #0 ;IF SO, CHANGE
0790 JMP REALPRINT ;TO 0 AND DONE
0800 NOT13
0810 CMP #10 ;CHEK FOR CTRL-J
0820 BEQ SKIPJMP ;IF SO, NOT DONE
0830 JMP REALPRINT ;IF NOT, DONE
0840 SKIPJMP
0850 LDA #155 ;CHANGE CTRL-J
0860 JMP REALPRINT ;INTO 155
0870 ;
0880 REALPRINT ; REGULAR ADDRESS
0890 JMP 65227 ;OF PUT-BYTE
0900 ;
0910 ;CAUSE PROGRAM TO START
0920 ;WHEN IT IS LOADED
0930 *= 736
0940 .WORD INITIALSTART


```

# THE NERVE GAME

Article on page 21

## COUNTDOWN ON YOUR CROSSWORD SKILLS

### LISTING 1

Don't type the  
TYPO II Codes! 

```

UA 1 REM THE NERVE GAME
DH 2 REM BY JASON STRAUTMAN
SU 3 REM <C>1989, ANTIC PUBLISHING, INC.
KA 10 C0=0:C1=1:C2=2:C8=8:C9=9:C10=10:C12
=12:C13=13:C15=15:C16=16:C17=17:C19=19
:C20=20:C250=250:C255=255
UY 20 REM THE NERVE GAME
PD 30 REM BY JASON STRAUTMAN
MC 40 REM FOR ANTIC PUBLISHING
TZ 50 GOSUB 1320:PLAYER=C1:GOSUB 1500
BF 60 REM MAIN LOOP
ZV 70 CARDNUM=C1
CS 80 GOSUB 1020:GOSUB 1290
TA 90 REM RE-DRAW THE SCREEN
OW 100 TURN<PLAYER>=TURN<PLAYER>+C1
GT 110 ? "B":POSITION C13,C0:? "The Nerve
Game":? "Player up:":NAME$<PLAYER*C10
-C9,PLAYER*C10>
CF 120 POSITION 23,C1:? "Finished ";ONCAR
D<PLAYER-C1," cards"
KS 130 POSITION C2,C17:? "SPACE - Re-Roll
Dice":? "ESC - Stop & End the Round"
RZ 140 ? "ARROW - Draw Next Card":? "DEL
- Put Back Letter"
QQ 150 ? "ARROW - Move":? "A-Z - Place a
Letter"
WH 160 GOSUB 670
TH 170 CARDNUM=ONCARD<PLAYER>:GOSUB 940:P
OKE C20,C0:POKE C19,C0
QC 180 FOR LOOP=C1 TO C2 STEP C0
YI 190 KEY=C0:GOSUB 320
OY 200 IF PEEK<764><>C255 THEN GET #C1,KE
Y:KEY=KEY-128*#KEY>128:IF KEY>96 AND
KEY<123 THEN KEY=KEY-32
MM 210 POKE 764,C255
KD 220 IF KEY<64 AND KEY<91 THEN GOSUB 39
0
SA 230 IF <KEY>41 AND KEY<46> OR KEY=61 T
HEN GOSUB 490
ZA 240 IF KEY=27 THEN 750
ZR 250 IF KEY=32 THEN GOSUB 670
IF 260 IF KEY=125 THEN GOSUB 820
KA 270 IF KEY=126 THEN GOSUB 560
NJ 280 NEXT LOOP
TY 290 PLAYER=PLAYER+C1:IF PLAYER>PLAY TH
EN 1190
RM 300 GOTO 70
WH 310 REM TIMER ROUTINE
EC 320 TIME=INT<(PEEK<C19>)*C255+PEEK<C20
>/60>:IF TIME<>OLDT THEN OLDT=TIME:500
ND C0,100,C10,C15:SOUND C0,C0,C0,C0
YU 330 LEFT=TIME<PLAYER>-TIME:HI=INT<LEFT
/10>:LO=LEFT-HI*10:POKE SCRMEM,16+HI:P
OKE SCRMEM+1,16+LO
BK 340 IF TIME<TIME<PLAYER> THEN RETURN
QM 350 ? "B":POKE ENA,C0:POSITION C13,11:
? "TIME IS UP!!!":POSITION C8,C12:? "
Starting back at card #";
UY 360 ? ONCARD<PLAYER>:POKE 561,INT<DLIS
T/256>:POKE 560,DLIST-PEEK<561>*256:FO
R PAUSE=C1 TO C250:NEXT PAUSE
KM 370 GOSUB 1290:POKE 560,0:POKE 561,6:G
OTO 100
TU 380 REM PLACE A LETTER
YU 390 LOCATE X,Y,CHAR:IF CHAR<>148 THEN
RETURN
MP 400 MISC$=CHR$(KEY)
IM 410 FOR LETTER=C1 TO C12
BV 420 IF MISC$=DICE$(LETTER,LETTER) THEN
450
TP 430 NEXT LETTER
ZI 440 RETURN
HA 450 POSITION C2*LETTER,C2:? " "
QB 460 DICE$(LETTER,LETTER)=" ":POSITION
X,Y:? MISC$;"B";
ZO 470 RETURN
UW 480 REM MOVE THE CURSOR
HK 490 IF KEY=45 AND Y>C9 THEN Y=Y-C1
QQ 500 IF KEY=61 AND Y<C12 THEN Y=Y+C1
XL 510 IF KEY=43 AND X>C17 THEN X=X-C2
FE 520 IF KEY=42 AND X<21 THEN X=X+C2
HA 530 POSITION X,Y:? "B";
ZJ 540 RETURN
QB 550 REM REMOVE A LETTER
FO 560 LOCATE X,Y,CHAR:CHAR=CHAR-128
OW 570 IF CHAR<65 THEN RETURN
PY 580 FOR RETURN=C1 TO C12
GO 590 IF DICE$(RETURN,RETURN)=" " THEN 6
20
AY 600 NEXT RETURN
ZE 610 RETURN
KZ 620 DICE$(RETURN,RETURN)=CHR$(CHAR)
DE 630 POSITION C2*RETURN,C2:? CHR$(CHAR)
YG 640 POSITION X,Y:? "B";

```



```

ZM 650 RETURN
HH 660 REM *****Roll The Dice*****
PJ 670 FOR ROLL=C1 TO C12
NV 680 NUM=INT(RND(C0)*98+C1)
UX 690 DICE$(ROLL)=POSS$(NUM,NUM)
LY 700 POSITION C2*ROLL,C2:? DICE$(ROLL)
LY 710 NEXT ROLL
QK 720 GOTO 940
ZJ 730 RETURN
FX 740 REM *****end of the Round*****
WZ 750 GOSUB 810:POKE ENA,C0:POKE 561,INT
(DLIST/256):POKE 560,DLIST-PEEK(561)*2
56
SB 760 ? "M":POSITION C12,C9:? "Any chall
enges?";GET #1,KEY:ON KEY=89 OR KEY-3
2=89 GOTO 100:? "N"
ZB 770 POSITION C10,C13:? "These cards ar
e okay."
WE 780 FOR PAUSE=C1 TO C250:NEXT PAUSE
MJ 790 LET ONCARD(PLAYER)=CARDNUM:POKE 56
0,0:POKE 561,6
LN 800 GOTO 100
WP 810 REM *****Draw A New Card*****
WD 820 POSITION C2,C15:? "Checking card..
"
HN 830 FOR X=C17 TO 21 STEP C2
NM 840 FOR Y=C8 TO C12
RX 850 LOCATE X,Y,CHAR
XN 860 IF CHAR=ASC(" ") THEN POSITION C2,
C15:? " " :POSITION X,Y:
? " ";GOTO 180
MQ 870 NEXT Y
MI 880 NEXT X
JS 890 POSITION C2,C15:? "
":CARDNUM=CARDNUM+C1
PK 900 IF CARDNUM=C9 THEN 1120
LG 910 GOTO 670:GOTO 940
ZJ 920 RETURN
TP 930 REM *****Place a Card on the Screen*****
BX 940 CURR=CARDP(PLAYER,CARDNUM):RESTORE
19950+CURR*50
XO 950 POSITION C16,6:? "*****":POKE 85
,C16:? " " ;CURR;" " :POKE 85,C16
PQ 955 ? "*****":POSITION C16,C13:? " "
*****"
WS 960 FOR DRAW=C1 TO 4
KM 970 READ MISC$:POSITION C16,C8+DRAW:?
MISC$
IW 980 NEXT DRAW
UD 990 X=C17:Y=C9:POKE ENA,3:POSITION X,Y
:? " ";
ZZ 1000 RETURN
ZL 1010 REM *****Shuffle the Cards*****
KK 1020 FOR SORT=C1 TO C8
EO 1030 NUM=INT(RND(C0)*C8+C1)
MP 1040 IF SORT=C1 THEN 1080
ED 1050 FOR CHECK=C1 TO SORT
JI 1060 IF NUM=CARDP(PLAYER,CHECK) THEN 1
030
TY 1070 NEXT CHECK
UC 1080 CARDP(PLAYER, SORT)=NUM
CO 1090 NEXT SORT
AB 1100 RETURN
AA 1110 REM *****Out of Cards*****
BZ 1120 POKE ENA,C0:? "M":POKE 561,INT(DL
IST/256):POKE 560,DLIST-PEEK(561)*256
XV 1130 POSITION C12,C9:? "Any challenges
?";GET #1,KEY:IF KEY=89 OR KEY=122 TH
EN CARDNUM=ONCARD(PLAYER):GOTO 100
FJ 1140 ? "N":POSITION 6,C13:? "All your
cards are gone!!!"
FT 1150 FOR PAUSE=C1 TO C250:NEXT PAUSE
CZ 1160 GOSUB 1290
LU 1170 POKE 560,0:POKE 561,6:GOTO 290
QJ 1180 REM *****Must Be End of Game*****
QM 1190 GRAPHICS 0:POKE 710,2:? "Here are
the scores:";FOR I=C1 TO PLAY:LET ONC
ARD(I)=C1;FOR J=C1 TO PLAY
IM 1200 IF TURN(I)>TURN(J) THEN LET ONCAR
D(I)=ONCARD(I)+C1
WD 1210 NEXT J:NEXT I
OQ 1220 FOR I=C1 TO C8
EQ 1230 FOR J=C1 TO PLAY
KS 1240 IF ONCARD(J)=I THEN ? NAME$(J)*C10
-C9,J*C10);" (" ;ONCARD(J);" ) ";TURN(J)
; " turns"
FT 1250 NEXT J
FL 1260 NEXT I
FM 1270 END
JI 1280 REM *****Reset The Timer*****
YH 1290 POKE C20,C0:POKE C19,C0

```

```

AF 1300 RETURN
UY 1310 REM *****Infinite?*****
OP 1320 DIM DICE$(C12),POSS$(98),NAME$(80
),MISC$(C10),CARDP(C8,C8),ONCARD(C8),T
URN(C8),TIME(C8)
NY 1330 OPEN #C1,4,C0,"K":GRAPHICS C0:5C
RMEM=PEEK(88)+PEEK(89)*256+117
PU 1340 FOR I=C1 TO C8:LET ONCARD(I)=C1:T
URN(I)=C0:NEXT I
PZ 1350 POSS$="AAAAAAAAAABBBCCDDDEEEEEEEEE
EEEEFGGGHHIIIIIIIIIIJKLLLLMMNNNNNNNNNN
OOOPPPRRRRRRSSSSSTTTTTUUUUUVVWXYZ"
KJ 1360 POKE 710,146:POKE 709,C12:POKE 82
,C2
MU 1370 ? "M":POSITION C13,C0:? "The Nerv
e Game":POSITION 11,C1:? "By Jason Str
autman"
QU 1380 REM *****Get # of Players and Names*****
AE 1390 TRAP 1390:POSITION C2,4:? "How ma
ny players for this game";INPUT PLAY:
PLAY=INT(PLAY)
DR 1400 IF PLAY<C0 OR PLAY>C8 THEN 1390
EE 1410 FOR I=C1 TO PLAY
UY 1420 POSITION C2,5+C2*I:? "Player #";I
;"'s name -->";INPUT #C16,MISC$
IX 1430 TRAP 1430:POSITION C2,6+C2*I:? "
How many seconds per round";INPUT AL
LOT
VO 1440 ON ALLOT<15 OR ALLOT>99 GOTO 1430
:TIME(I)=ALLOT
KD 1450 IF LEN(MISC$)<C10 THEN FOR J=LEN(
MISC$)+C1 TO C10:MISC$(J)=" " :NEXT J
ND 1460 NAME$(I*C10-C9)=MISC$
FS 1470 NEXT I
BF 1480 RETURN
ZG 1490 REM *****Player/Missle for Card*****
LW 1500 TOP=PEEK(106)-C8:POKE 54279,TOP
ZO 1510 ENA=53277:POKE 559,46:POKE ENA,C0
IN 1520 POKE 53248,114:PLAY0=512
KG 1530 BASE=256*TOP:POKE 53256,C1
PP 1540 POKE 53249,130:POKE 705,80
XM 1550 FOR I=BASE+PLAY0 TO BASE+PLAY0+12
8:POKE I,C0:NEXT I
OR 1560 POKE 704,80:RESTORE 1600
XY 1570 FOR J=BASE+PLAY0+41 TO BASE+PLAY0
+70
IB 1580 POKE J,C255:POKE J+128,C255:NEXT
J
KS 1590 REM *****Set up the Display List*****
RH 1600 DLIST=PEEK(560)+PEEK(561)*256:FOR
I=0 TO 30:POKE 1536+I,PEEK(DLIST+I):N
EXT I:POKE 560,0:POKE 561,6:DLST=1536
KM 1610 POKE DLST,80:POKE DLST+7,C0:POKE
DLST+9,C0:POKE DLST+24,C0:POKE DLST+30
,C2:POKE DLST+31,C2:POKE DLST+32,65
GP 1620 POKE DLST+33,PEEK(560):POKE DLST+
34,PEEK(561):POKE DLST+29,2:RETURN
RH 19998 REM *****Data for the cards*****
SG 19999 REM CARD #1
FO 20000 DATA 0 0 0 0
BS 20010 DATA 00000000
FW 20020 DATA 0 0 0 0
GA 20030 DATA 0 0 0 0
QL 20049 REM CARD #2
CI 20050 DATA 00000000
NK 20060 DATA 0 0 0 0
CQ 20070 DATA 00000000
NS 20080 DATA 0 0 0 0
RW 20099 REM CARD #3
YT 20100 DATA 00 00
YX 20110 DATA 00 00
ZB 20120 DATA 00 00
CD 20130 DATA 00000000
RW 20149 REM CARD #4
CL 20150 DATA 00000000
ZR 20160 DATA 00 00
CT 20170 DATA 00000000
NV 20180 DATA 0 0 0 0
TH 20199 REM CARD #5
SG 20200 DATA 0000 0 0
MW 20210 DATA 0 0 0 0
SO 20220 DATA 0000 0 0
SS 20230 DATA 0000 0 0
TH 20249 REM CARD #6
HM 20250 DATA 00 00 0 0
HQ 20260 DATA 00 00 0 0
ZY 20270 DATA 00 00 00 00
DA 20280 DATA 00000000

```



US 20299 REM CARD #7  
 YZ 20300 DATA     
 ZD 20310 DATA     
 ZH 20320 DATA     
 ZL 20330 DATA


US 20349 REM CARD #8  
 GR 20350 DATA     
 CV 20360 DATA       
 GZ 20370 DATA     
 OB 20380 DATA

# ANTIC SOUND CREATOR

YOU'LL SEE WHY A VIOLIN SOUNDS DIFFERENT FROM A CLARINET

Article on page 9

## LISTING 1

Don't type the  
 TYPO II Codes! 

```

CU 10 REM SOUND CREATOR
QX 20 REM BY JEFFREY SUMMERS
CI 30 REM (C) 1989 ANTIC PUBLISHING
GU 99 GOTO 10000
NK 100 COLOR 1:PLOT 10,30:DRAWTO 111,30:COL
OLOR 2:FOR I=1 TO 100:PLOT 10+I,62-4*W
AVE(I):NEXT I:RETURN
YC 1000 GRAPHICS 7:SETCOLOR 4,0,13:COLOR
1
SI 1010 PLOT 10,0:DRAWTO 10,60:PLOT 10,30
:DRAWTO 110,30
VO 1015 GOSUB 100
ER 1020 PRINT "Add Harmonic  Play wave 
raw wave"
NW 1025 PRINT "Save wave  Load wave  Cle
ar wave":PRINT "Quantize  Exit"
ZY 1030 OPEN #5,4,0,"K":GET #5,X:CLOSE #
5
XD 1040 IF X=65 THEN 2000
WN 1050 IF X=80 THEN 3000
AF 1060 IF X=68 THEN 4000
ZP 1070 IF X=83 THEN 5000
BK 1080 IF X=76 THEN 6000
CY 1085 IF X=67 THEN 7000
BX 1086 IF X=81 THEN 8000
EF 1087 IF X=69 THEN GRAPHICS 0:GOTO 1200
0
OP 1090 GOTO 1020
NQ 2000 TRAP 2000:PRINT "Harmonic multipl
e":INPUT #1,MULT
UP 2010 TRAP 2010:PRINT "Scale factor:":
:INPUT #1,SCALE:TRAP 40000
CX 2020 FOR I=1 TO 100:COLOR 0:PLOT 10+I,
62-4*WAVE(I):WAVE(I)=WAVE(I)+SCALE*(SI
N(3.6*MULT*I)*7)
GC 2025 IF WAVE(I)>15 THEN WAVE(I)=15
RB 2026 IF WAVE(I)<0 THEN WAVE(I)=0
YW 2030 COLOR 1:PLOT 10+I,30:COLOR 2:PLOT
10+I,62-4*WAVE(I):NEXT I
OB 2040 GOTO 1020
YT 3000 TRAP 3000:PRINT "Frequency (delay
)":INPUT #1,DELAY
OA 3010 TRAP 40000
GC 3020 FOR I=1 TO 100:WAVE(I)=CHR$(16+W
AVE(I)):NEXT I:D=USR(ADR(PLAY$),DELAY,
ADR(WAVE$))
IT 3030 POKE 54272,34:POKE 54286,64
OC 3040 GOTO 1020
ZB 4000 I=1:OPEN #5,4,0,"K:"
DA 4010 COLOR 1:PLOT 10+I,70:DRAWTO 10+I,
75
GA 4020 POKE 764,255
YH 4030 IF STICK(0)<>15 THEN 4200
VU 4040 IF PEEK(764)=255 THEN 4030
PC 4050 GET #5,X:IF (X<>42) AND (X<>43) A
ND (X<>61) AND (X<>45) THEN POKE 764,2
55:GOTO 4030
MT 4060 IF X=42 THEN COLOR 0:PLOT 10+I,70
:DRAWTO 10+I,75:I=I+1:IF I<=100 THEN 4
010
NX 4065 IF X=42 THEN CLOSE #5:GOTO 1020
SS 4070 IF X=43 THEN COLOR 0:PLOT 10+I,70
:DRAWTO 10+I,75:I=I-1:IF I<1 THEN I=1
YW 4075 IF X=43 THEN 4010
WJ 4080 IF X=45 THEN COLOR 0+(WAVE(I)=0):
PLOT 10+I,62-4*WAVE(I):COLOR 2:WAVE(I)
=WAVE(I)+0.25
GG 4081 IF WAVE(I)>15 THEN WAVE(I)=15
UB 4082 IF X=45 THEN PLOT 10+I,62-4*WAVE(
I):GOTO 4010
CG 4090 COLOR 0+(WAVE(I)=0):PLOT 10+I,62-
4*WAVE(I):COLOR 2:WAVE(I)=WAVE(I)-0.25
:IF WAVE(I)<0 THEN WAVE(I)=0
AI 4095 PLOT 10+I,62-4*WAVE(I):GOTO 4010
QV 4200 X=STICK(0)
SF 4210 IF X=7 THEN COLOR 0:PLOT 10+I,70:
DRAWTO 10+I,75:I=I+1:IF I<=100 THEN 40
10
NO 4215 IF X=7 THEN CLOSE #5:GOTO 1020
QC 4220 IF X=11 THEN COLOR 0:PLOT 10+I,70
:DRAWTO 10+I,75:I=I-1:IF I<1 THEN I=1
WG 4225 IF X=11 THEN 4010
UF 4230 IF X=14 THEN COLOR 0+(WAVE(I)=0):
PLOT 10+I,62-4*WAVE(I):COLOR 2:WAVE(I)
=WAVE(I)+0.25
FV 4231 IF WAVE(I)>15 THEN WAVE(I)=15
SJ 4235 IF X=14 THEN PLOT 10+I,62-4*WAVE(
I):GOTO 4010
AK 4240 IF X=13 THEN COLOR 0+(WAVE(I)=0):
PLOT 10+I,62-4*WAVE(I):COLOR 2:WAVE(I)
=WAVE(I)-0.25
QT 4241 IF WAVE(I)<0 THEN WAVE(I)=0
ZX 4245 PLOT 10+I,62-4*WAVE(I):GOTO 4010
SE 5000 PRINT "Filename:":INPUT #1,FILE
$
WY 5001 IF FILE$(2,2)<>": " AND FILE$(3,3)
<>": " THEN F$=FILE$:FILE$="D:":FILE$(3
)=F$
RE 5002 TRAP 5900
SI 5010 OPEN #2,8,0,FILE$:FOR I=1 TO 100:
PRINT #2;WAVE(I):NEXT I:CLOSE #2:TRAP
40000:GOTO 1020
YI 5900 PRINT "Error in Save":FOR I=1 TO
100:NEXT I:TRAP 40000:GOTO 1020
SF 6000 PRINT "Filename:":INPUT #1,FILE
$
WZ 6001 IF FILE$(2,2)<>": " AND FILE$(3,3)
<>": " THEN F$=FILE$:FILE$="D:":FILE$(3
)=F$
RQ 6002 TRAP 6900
OU 6010 OPEN #2,4,0,FILE$:FOR I=1 TO 100:
INPUT #2;X:WAVE(I)=X:NEXT I:CLOSE #2:G
OSUB 100:TRAP 40000:GOTO 1020
KM 6900 PRINT "Error in Load":FOR I=1 TO
100:NEXT I:TRAP 40000:GOTO 1020
WB 7000 COLOR 0:FOR I=1 TO 100:PLOT 10+I,
62-4*WAVE(I):WAVE(I)=8:NEXT I:GOSUB 10
0:GOTO 1020
FL 8000 FOR I=1 TO 100:COLOR 0:PLOT 10+I,
62-4*WAVE(I):COLOR 2:WAVE(I)=INT(WAVE(
I)):PLOT 10+I,62-4*WAVE(I):NEXT I
NY 8010 GOTO 1020
YP 9040 D=USR(ADR(PLAY$),15,ADR(WAVE$))
JF 9050 POKE 54272,34:POKE 54286,64
IF 10000 DIM WAVE$(100),PLAY$(57),R$(1),W
AVE(100),FILE$(20),F$(20)
KZ 10010 DEG :FOR I=1 TO 57:READ A:PLAY$(
I,I)=CHR$(A):NEXT I
ZN 10030 FOR I=1 TO 100:WAVE(I)=8:NEXT I
RW 10040 OPEN #1,4,0,"E:"
UV 10099 GOTO 1000
DU 11000 DATA 104, 104, 104, 104, 133, 212, 10
4, 133, 215, 104, 104, 133
GB 11010 DATA 214, 169, 0, 141, 8, 210, 1
41, 14, 212, 141
GM 11020 DATA 0, 212, 141, 47, 2, 160, 0,
177, 214, 141
ZO 11030 DATA 1, 210, 166, 212, 202, 224,
0, 208, 251, 200
IJ 11040 DATA 192, 100, 208, 239, 172, 25
2, 2, 192, 255, 240
UY 11050 DATA 230, 169, 34, 141, 47, 2, 9
6
XK 12000 END

```



# CMO FINAL CLOSEOUT!

Since 1980 CMO has been a leader in Atari Sales. This will be our Final Ad! Many quantities are limited. First Come, First Serve.

## ICD

Sparta DOS Const. Set	\$ 23.99
Happy Archiver	29.99
130 XE Adapter	14.99
R-Time 8 Clock	34.99
U.S. Doubler No DOS	23.99
The P:R Connection	49.99
Printer Connection	33.99
FA-ST 30 Meg Hard Drive	499.00

## ATARI

XM804 Printer 520/1040	\$179.00
Color Printer Plotter	9.99
800XL 64K Color Comp.	
Recon.	69.00
850 Interface	109.00
410 Recorder (Defective)	2/9.99
T.V. Switch Box	1.99
822 Printer Paper	4.99
I/O Cable	4.99

## MISCELLANEOUS

Supra 30MB ST Hard Drive	\$499.00
Supra Adapter Cable	14.99
Supra MPP-1106 25-Pin Cable	14.99
Supra MPP-1150 Parallel Cable	29.99
Supra 1200 XL Interface	39.99
Axlon 32K RAM Board	18.99
CBS Big Bird Special Del	2.99

## MINDSCAPE

Tinks Adventure	\$1.99
Land of Buddy Bots	1.99
Tink Goes To Town	1.99
Tinka's Mazes rocklyn	1.99
Anti Sub-Disk	1.99
Journey Planet ROM	1.99

## 16-BIT SOFTWARE

Activision Hacker 2	
Doomsday	\$19.99
Accolade Test Drive	19.99
Accolade Bubble Ghost	19.99
Access Leader Board	19.99
D.E.G.A.S. Time Link	
Utility	29.99
Comnet ST-Term	15.99
Comnet Cygnus Starfleet	29.99
DAC Easy Accounting	49.99
DAC Payroll	29.99
Data East Speed Buggy	19.99
EPYX Divebomber	9.99
First Byte Guild of Thieves	19.99
First Byte Jewels of	
Darkness	14.99
First Byte Silicon Dreams	14.99
First Byte The Sentry	14.99
First Byte Tracker	14.99
Haba Hippo C	9.99
Haba Writer	9.99
Haba Write Your Own	
Will	14.99
Haba Business Letter	14.99
Habadex PhoneBook	9.99
Haba Merge	4.99
Infocom Enchanter	14.99
Infocom Infidel	14.99
Infocom Sea Stalker	14.99
Infocom Suspended	14.99
Infocom Witness	14.99
Infocom Beyond Zork	19.99
Paradox Wanderer	14.99
Paradox War Zone	14.99
Psygnosis Deep Space	14.99
Psygnosis Arena	14.99
Psygnosis Barbarian	14.99
Psygnosis Terrorpods	14.99
Strategic Phantasie 2	14.99
Strategic Phantasie 3	14.99
Strategic Question II	19.99
Sublogic Jet	19.99
VIP Professional	49.99

## ATARI CARTRIDGES

Space Invaders Cartridge	\$1.99
Star Raiders Cartridge	1.99
Missile Command	1.99
Asteroids Cartridge	1.99
Pac-Mac Cartridge	1.99
Galaxian Cartridge	1.99
Defender Cartridge	1.99
QIX Cartridge	1.99
E.T. Phone Home Cartridge	1.99
Eastern Front Cartridge	1.99

## ATARI PACKAGED

Atari Star Raiders	\$3.99
Missile Command	3.99
Pac-Man	3.99
Defender-R	3.99
Juggle's Rainbow	3.99
Arcade Champ (No Joystick)	3.99
Millipede	3.99
Timewise	3.99



Your Source for Hardware, Software & Peripherals

In U.S.A.

**800-233-8950**

In Canada call: 800-233-8949

All Other Areas call: 717-327-9575 Fax call:  
717-327-1217

Educational, Governmental and Corporate  
Organizations Call toll-free: 1-800-221-4283  
CMO, 101 Reighard Ave., Dept. B6,  
Williamsport, PA 17701

POLICY: Add \$3.00 shipping and handling. Personal and company checks require 3 weeks to clear. For faster delivery, use your credit card or send cashier's check or bank money order. Credit cards are not charged until we ship. Pennsylvania and Maryland residents add appropriate sales tax. All prices are U.S.A. prices and are subject to change. All items are subject to availability. Defective software will be replaced with the same item only. Hardware will be replaced or repaired at our discretion within the terms and limits of the manufacturer's warranty. We cannot guarantee compatibility. All sales are final and returned shipments are subject to a restocking fee. We are not responsible for typographic or photographic errors.





# Antic Classifieds



Get your free catalog of 800/XL/XE Public Domain and Shareware. Choose from over 300 theme disks, all tested and guaranteed! The most descriptive catalog available anywhere. Dependable worldwide service. BELLCOM, Box 1043-A, Peterborough, Ontario, Canada K9J 7A5.

Used video games: Atari, Coleco, Intellivision, Odyssey, some Nintendo. Send \$1.00 and SASE for listings. Sam, 5002 West Bethany Home Road, #118, Glendale, AZ 85301

SI is the LARGEST and BEST ATARI 8-bit PD specialist in North America! Our SUPERIOR Theme Disk Collection (300+ sides/over 5,000 different programs!) averages just \$2-\$3 per packed D-S disk. Shipping FREE. Try MLX GAMES' GREATEST HITS (Our Most Popular title) for only \$3 — receive SI's Newest CATALOG FREE! CATALOG alone/ \$2. SASE for Disk Listings only. SOFTWARE INFINITY, 642 East Waring Avenue, State College, PA 16801.

Try our PRINTSHOP PAK: 15 new FONTS (Including unique UPPER/LOWER case fonts), BORDERS, and 100 CHILDREN'S GRAPHICS. Not PD! \$12.00 postpaid. Or send \$1.00 for unique catalog disk. EDWARDS, 138 South Main, Travelers Rest, SC 29690



"CHANGING PATTERNS" NEW! (800/XL/XE) COMPUTER ART WITHOUT DRAWING!!! 80 MACROS! FUN! All Ages! Four Disks: \$35.00 (Introductory) Demo: \$5.00. Check, Money Order, only. STEWART SOFTWARE, 11323 BLYTHE ST., SUN VALLEY, CALIF. 91352

250+ Commercial Atari programs at close-out prices. Many classics. \$4.00-\$8.00. Send SASE for list to: Walt Huber, 644 E. Clinton, Atwater, CA



ENJOY quality PD software! Games - productivity - utilities - more! Catalog FREE... demo disk, \$2.50. Homemade, 6011 Hyde Park Circle, Suite 211, Jacksonville, FL 32210

Great Atari 8-bit PD software. Send \$2.00 for disk catalog. Shawn Mincey, 306 Caroline Ave., West Palm Beach, FL 33413

EXCELLENT PD SOFTWARE FOR 800/XL/XE. Large selection, low prices, and fast service. Send SASE: CLASSIC SOFTWARE, PO BOX 373, RUNNEMEDE, NEW JERSEY 08078

The best public domain eight-bit and ST software available. Send SASE to DES/BRC/ATARI, 75 Lorenzo Circle, Methuen, MA 01844-5949 for free catalog



THE BEST FOR LESS!!! All 8-bit disks are D.S. and only \$1.75 each (300+ sides available); ST disks \$2.50. LIMITED OFFER—send \$12 for 108-bit "Greatest Hits" disks. Send large SASE (specify computer): M.W.P.D.S., 890 North Huntington Street, Medina, OH 44256

PD DISKS: Low as \$1.80 (8bit), \$2.25 (ST). 'AGAPE GAMES' 5 Christian Games \$12.95 (8bit- 48k), \$13.95 (ST- color). Catalog: SASE! Daniel Sharpe GPO BOX 911 CHICOPEE MA 01021

ENJOY INEXPENSIVE P.D. software! Games, productivity, utilities, more. Demo disk, \$2.50... catalog FREE. HOMEMADE, 6011 Hyde Park Circle, Suite 212, Jacksonville, FL 32210

Houston Atari Computer Enthusiasts. Large PD library, monthly newsletter, 24 hour BBS 713-458-9923. Meets every 4th Wednesday. More info, 713-879-8119.

JOYSTICK WARRIORS — Suit up for action on your XL/XE. For information write: Aerion Software Ltd., PO Box 1222, Riverdale Station, New York, NY 10471-1222

FOR SALE: 130XE w/1050 & XF551 DDs, 1027 prntr, many Atari programs, books & magazines. S.L. Jacobs, RFD #3 Box 2750, Dexter, ME 04930

## Advertisers Index

ALPHA SYSTEMS .....	11
AMERICAN TECHNAVISION .....	BC
ANTIC PUBLISHING .....	46, 47
ANTIC SOFTWARE .....	28, 29
B & C COMPUTERVISION .....	4, 5CC
COMPUTER MAIL ORDER .....	43
COMPUTER SOFTWARE SERVICES .....	IFC
McGRAW HILL .....	45
SAN JOSE COMPUTERS .....	12, 13

This list is provided as a courtesy to our advertisers. Antic does not guarantee accuracy or comprehensiveness.

## Advertising Deadlines

### February/March 1990

Insertion Orders: Dec. 1  
Ad Copy: Dec. 8  
On sale first week of February

### April/May 1990

Insertion Orders: Feb. 1  
Ad Copy: Feb. 8  
On sale first week of April

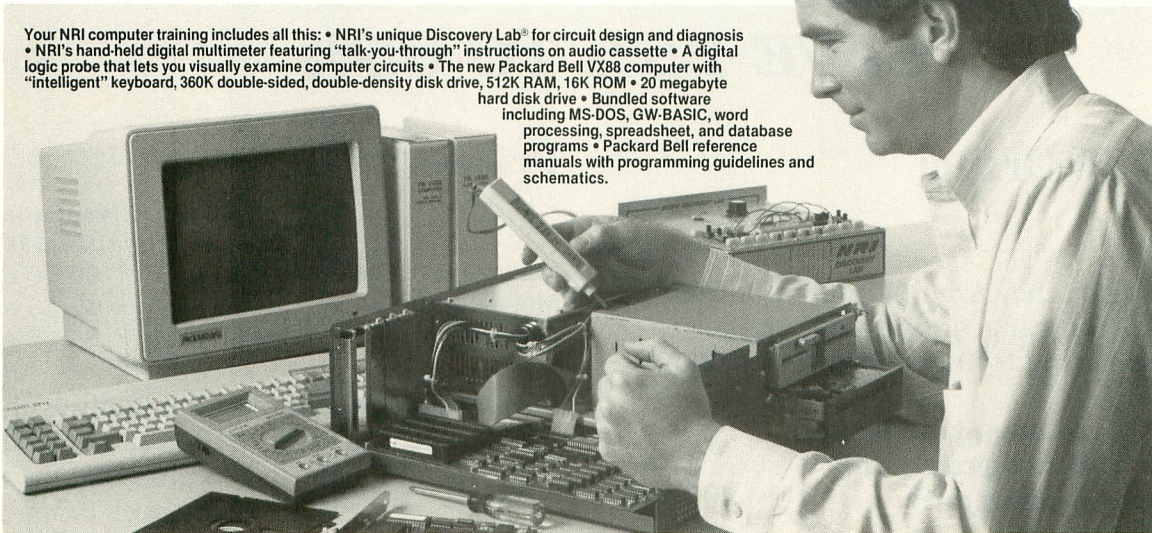
### June/July 1990

Insertion Orders: April 2  
Ad Copy: April 9  
On sale first week of June



# Learn to troubleshoot and service today's computer systems as you build a fully XT-compatible micro, complete with 512K RAM and powerful 20 meg hard drive

**NEW!**  
Includes  
20 meg  
hard drive!



Your NRI computer training includes all this: • NRI's unique Discovery Lab® for circuit design and diagnosis • NRI's hand-held digital multimeter featuring "talk-you-through" instructions on audio cassette • A digital logic probe that lets you visually examine computer circuits • The new Packard Bell VX88 computer with "intelligent" keyboard, 360K double-sided, double-density disk drive, 512K RAM, 16K ROM • 20 megabyte hard disk drive • Bundled software including MS-DOS, GW-BASIC, word processing, spreadsheet, and database programs • Packard Bell reference manuals with programming guidelines and schematics.

## Train the NRI Way— and Earn Good Money Servicing Any Brand of Computer

Jobs for computer service technicians will almost double in the next 10 years according to Department of Labor statistics, making computer service one of the top 10 growth fields in the nation.

Now you can cash in on this exciting opportunity—either as a full-time industry technician or in a computer service business of your own—once you've mastered electronics and computers the NRI way.

NRI's practical combination of "reason-why" theory and hands-on building skills starts you with the fundamentals of electronics, then guides you through more sophisticated circuitry all the way up to the latest advances in computer technology. You even learn to program in BASIC and machine language, the essential language for troubleshooting and repair.

## Get Real-World Skills as You Train With a Powerful XT-Compatible Micro—Now With 20 Meg Hard Drive!

To give you hands-on training with the absolute in state-of-the-art computer technology, NRI includes the powerful new Packard Bell VX88 computer as the centerpiece of your training. As you assemble this fully IBM XT-compatible micro from the keyboard up, you actually see for yourself how every section of your computer works.

You assemble and test your computer's "intelligent" keyboard, install the power supply and 5¼" disk drive, then interface the high-resolution monitor. But that's not all.

Your hands-on training continues as you install a powerful 20 megabyte hard disk drive—today's most-wanted computer

peripheral—now included in your course to dramatically increase the data storage capacity of your computer while giving you lightning-quick data access. Plus you work with exclusive word processing, database, and spreadsheet software, yours to use for your own professional and personal applications.

As you build your computer, performing key demonstrations and experiments at each stage of assembly, you get the confidence-building, real-world experience you need to work with, troubleshoot, and service today's most widely used computer systems.

## No Experience Needed, NRI Builds It In

This is the kind of practical, hands-on experience that makes you uniquely prepared to take advantage of today's opportunities in computer service. You learn at your own convenience in your own home.

No classroom pressures, no night school, no need to quit your present job until you're ready to make your move. And all throughout your training, you've got the full support of your personal NRI instructor and the NRI technical staff, always ready to answer your questions and help you whenever you need it.

## FREE 100-Page Catalog Tells More

Send today for NRI's big, 100-page, full-color catalog that describes every aspect of NRI's innovative computer training, as well as hands-on training in robotics, video/audio servicing, electronic music technology, security electronics, data communications, and other growing high-tech career fields. If the coupon is missing, write to: NRI School of Electronics, McGraw-Hill Continuing Education Center, 4401 Connecticut Avenue, NW, Washington, DC 20008.

IBM is a registered trademark of International Business Machines Corporation

## SEND COUPON TODAY FOR FREE NRI CATALOG!

**NRI**

McGraw-Hill Continuing Education Center  
4401 Connecticut Avenue, NW, Washington, DC 20008



CHECK ONE FREE CATALOG ONLY

- Computers & Microprocessors
- TV/Video/Audio Servicing
- Robotics
- Electronic Music Technology
- Security Electronics
- Digital Electronics Servicing

- Electronic Circuit Design
- Computer Programming
- Data Communications
- Basic Electronics
- Bookkeeping and Accounting
- Building Construction
- Automotive Servicing

- Air Conditioning Heating & Refrigeration
- Small Engine Repair
- Electrician
- Locksmithing
- Travel Careers
- Telephone Servicing
- Paralegal

For Career courses  
approved under GI Bill

check for details.

Name (Please print) \_\_\_\_\_

Age \_\_\_\_\_

Street \_\_\_\_\_

City/State/Zip \_\_\_\_\_

We'll give you tomorrow.

Accredited Member National Home Study Council

5439-109



# BACK ISSUE

# SALE

## Complete Your Atari "Toolkit"

### SAVE 25% TO 35%

### How To Order:

Simply give the Order Numbers of the issues you want, and include the letter corresponding to the following selections:

- A- magazine & disk**
- B- magazine only**
- C- disk only**

*Example: 1A- is for "April 1983, magazine & disk"*

If no letters are indicated in your order, we will automatically send you the magazine only (B).

### Prices:

	<b>1 To 5 Issues</b>	<b>If you order more than 5 Issues</b>
Magazine & Disk	\$7.00 each	\$6.50 each
Magazine only	\$3.00 each	\$2.75 each
Disk only	\$5.00 each	\$4.75 each

Please include shipping & handling charges:  
1 to 5 issues: \$1 for each issue  
6 and over : \$ 5 plus 50c for each issue over 5.

**FOR ORDERS ONLY CALL TOLL- FREE  
(800) 234-7001 (7-5pm PST.)**

**MasterCard & Visa Only**

Or send your check to: ANTIC BACK ISSUES  
544 Second Street San Francisco, CA 94107  
California residents add 6 1/2% sales tax.

## Back Issue Order Form

Order #	Selection A, B, or C	Order #	Selection A, B, or C
_____	_____	_____	_____
_____	_____	_____	_____
_____	_____	_____	_____
_____	_____	_____	_____
_____	_____	_____	_____
_____	_____	_____	_____
_____	_____	_____	_____

**Total Issues Ordered:** \_\_\_\_\_

<b>Total Issues Ordered:</b>	<b>1 to 5</b>	<b>6 &amp; over:</b>	
No. Issues of Sel. A: _____	x \$7 ea.	x \$6.50 ea.	= \$ _____
No. Issues of Sel. B: _____	x \$3 ea.	x \$2.75 ea.	= \$ _____
No. Issues of Sel. C: _____	x \$5 ea.	x \$4.75 ea.	= \$ _____
	Total \$		_____
	Shipping & handling \$		_____
	Amount enclosed \$		_____

Check Enclosed     VISA     MasterCard

Name \_\_\_\_\_

Address \_\_\_\_\_

City \_\_\_\_\_ State \_\_\_\_\_ Zip \_\_\_\_\_

Credit Card # \_\_\_\_\_

Exp. Date \_\_\_\_\_

Canada, Mexico and all other foreign add \$1. per issue. Payment in U.S. funds must accompany all foreign orders. California residents add 6 1/2 % sales tax.





Missing any issues? Looking for those great utilities, games, and reviews? You'll find it all right here!  
Copies are limited, so order today!

ORDER #	ISSUE	ORDER #	ISSUE
1	<b>April 1983:</b> Games—3-D Maze, Voyeur (No Disk)	30	<b>October 1985:</b> Mind Tools—Graph 3D, GEM Color Cascade
2	<b>May 1983:</b> Telecomputing—Microids, Tele Chess (No Disk)	31	<b>November 1985:</b> New Communications—TYPO II Double Feature, 130XE Memory Management
3	<b>June 1983:</b> Databases—Stargazing, Dancin' Man (No Disk)	32	<b>December 1985:</b> Shoppers Guide—DISKIO Plus, Box-In
4	<b>July 1983:</b> Adventure Games—Dragonsmoke, Shoot-em-up Math	33	<b>January 1986:</b> Atari Products are Back—Appointment Calendar, Dungeon Master's Apprentice
5	<b>August 1983:</b> Graphics—3-D Fuji, Keystroke Artist	34	<b>February 1986:</b> Printer Power—T-Shirt Construction Set, Forth Escapes
6	<b>September 1983:</b> Education—P/M Tutor	35	<b>March 1986:</b> Practical Applications—Lunar Lander Constructor, Lie Detector
7	<b>October 1983:</b> Sports Games—AutoCassette	36	<b>April 1986:</b> Computer Mathematics—Fractal Zoom, 3-D Fractals
8	<b>November 1983:</b> Sound & Music—Air Raid, Casting Characters	37	<b>May 1986:</b> 4th Anniversary—Digital Gardener, Molecular Weight Calculator
9	<b>December 1983:</b> Buyer's Guide—AUTORUN.SYS, Automate Player/Missiles	38	<b>June 1986:</b> Summer Computing—Weather Wizard, Bomb Squad
10	<b>January 1984:</b> Printers—Pocket Calendars, Screen Dump	39	<b>July 1986:</b> Computer Arts—Amazing Card Shuffler, Grafcon ST
11	<b>February 1984:</b> Personal Finance—TYPO, Gauntlet	40	<b>August 1986:</b> Online Communications—Ultrafont, Floppy Filer
12	<b>March 1984:</b> International Issue—DiskRead, Poker Solitaire	41	<b>September 1986:</b> Weather—WEFAX Decoder (8-bit/ST), BASIC Tracer
13	<b>April 1984:</b> Games—Risky Rescue, Math Wizard	42	<b>October 1986:</b> Hard Disks—Video Stretch, TYPO ST
14	<b>May/June 1984:</b> Exploring XL Computers—Escape from Epsilon, Scroll to the Top	43	<b>November 1986:</b> Personal Finance—Budget dataBASE, V-Graph
15	<b>July 1984:</b> Communications—AMODEM, BASIC Animation Secrets	44	<b>December 1986:</b> Shoppers Guide—Stepper Motors, Nuclear Waste Dump
16	<b>August 1984:</b> Disk Drives—Horseplay, Recall	45	<b>January 1987:</b> Talking Atari—Talking Typewriter, Rebound
17	<b>September 1984:</b> Computer Graphics—Graphics Converter, Olympic Dash (No Magazine)	46	<b>February 1987:</b> Word Processing—SF Fogger, Electric Charlie!
18	<b>October 1984:</b> Computer Learning—Bouncing Ball, Antic 4/5 Editor/Animator	47	<b>March 1987:</b> Dvorak Keyboard, Multi-AUTORUN
19	<b>November 1984:</b> Computer Adventures—Adventure Island, Advent X-5	48	<b>April 1987:</b> —Designer Labels, Taxman
20	<b>December 1984:</b> Buyer's Guide—Infobits, Biffdrop	49	<b>May 1987:</b> 5th Anniversary—A-Rogue, Poker Slot Machine
21	<b>January 1985:</b> Super Utilities—TYPO II, DISKIO	50	<b>June 1987:</b> Animation—Verbot Commander, Citadel
22	<b>February 1985:</b> Finances—Home Loan Analyzer, Drum/Bass Synth	51	<b>July 1987:</b> Print Anything—Ghost Writer, Your Net Worth
23	<b>March 1985:</b> Printers—Kwik Dump, Font Maker	52	<b>August 1987:</b> Atari Muscle—Sideways Spreadsheet, Diamond Dave
24	<b>April 1985:</b> Computer Frontiers—Dot Matrix Digitizer, Speech Editor	53	<b>September 1987:</b> Work/Play—Mighty Mailer, Maximillian B.
25	<b>May 1985:</b> New Super Ataris—Son of Infobits, Arena Racer	54	<b>October 1987:</b> Football Predictor—Antic Prompter (8-bit/ST), Spelling Checker (No Mag.)
26	<b>June 1985:</b> Computer Arts—View 3-D, The Musician	55	<b>November 1987:</b> Practical Applications—Critical-Path Projects, WYSIWYG Cassettes
27	<b>July 1985:</b> Computer Challenges—Miniature Golf, Guess That Song	56	<b>December 1987:</b> Print Holiday—P.S. Envelope Maker, Antic Publisher (No Magazine)
28	<b>August 1985:</b> Telecommunications—Atari Toons, Pro*Term		
29	<b>September 1985:</b> Power Programming—One-Pass Disk Copy 130, Crickets		



# American Techna-Vision

For Orders Only - 1-800-551-9995  
CA. Orders / Info. - 415-352-3787

## 1050 MECHANISM

Factory fresh TANDON mechs. make difficult repairs a snap. Units are complete with Head, Stepper, Spindle motor, belt etc. Just plug in, no difficult alignments or adjustments required.

\$47.50

## POWER PACKS

Exact replacement transformer for 800/400, 1050 810, 1200XL, 850, and XF551 units. Part #CO17945.

\$14.50

## XL/XE SUPPLY

Power Pak for 800XL, 600XL, 130XE, 65XE & XE Game.

\$25.00

## VISICALC SPREADSHEET

Unleash the computing power of your 8 bit Atari with Visicalc. Compute everything from home finances to high powered financial projections. Hundreds of uses.

\$19.95  
DISK

## THE BOOKKEEPER AND CX85 KEYPAD

You get both Atari's 8 bit professional bookkeeping system and the handy CX85 numeric keypad for one low price. Packages Factory sealed.

\$19.95  
4 DISK SET

## DISK BARGAINS

- STRATOS
- SPIDERMAN
- REAR GUAR
- ALIEN AMBUSH
- FREAKY FACTORY
- TECHNA-COLOR DREAM
- DAVID'S MIDNIGHT MAGIC

\$4.95

EACH

## KEYBOARDS

New and complete subassembly. Easy internal replacement.

130XE/65XE \$35.00  
800 ..... \$40.00  
800XL ..... \$29.50  
400 ..... \$12.50

## 800 4 PIECE BOARD SET

Includes Main Board, Power Supply Assembly, CPU Module and 10K Revision B Operating System Module. All boards are new, tested and complete with all components. .... \$28.50

## 800/400 MODULES

- NEW PARTS COMPLETE WITH IC'S
- CX853 16K RAM Module \$9.50
  - 800/400 CPU with GTIA \$8.75
  - 800 10K "B" OS MODULE \$8.75
  - 800 POWER BOARD .... \$14.50
  - 400 POWER BOARD .... \$9.50

## INTEGRATED CIRCUITS

- |                     |                        |
|---------------------|------------------------|
| • CO14795 .. \$4.50 | 1050 IC'S              |
| • CO14805 .. \$4.50 | • U7 - 6532 \$4.50     |
| • CO12296 .. \$4.50 | • U8 - 6810 \$4.50     |
| • CO10745 .. \$4.50 | • U9 - 6507 \$4.50     |
| • CO14377 .. \$4.50 | • U10 ROM \$19.50      |
| • CO60472 .. \$4.50 | • U13 2793 \$19.50     |
| • 6532 .... \$4.50  | • U5 LM2917 \$8.50     |
| • CO12399B \$4.50   | • 5713 \$5.25          |
| • CO12499B \$4.50   | All other 1050 IC's    |
| • CO14599B \$4.50   | \$3.75 each            |
| • CO14806 .. \$4.50 | Specify by Socket#     |
| • CO10750 .. \$4.50 |                        |
| • CO10444 .. \$8.50 | 850 INTERFACE          |
| • CO60302 \$9.50    | 12 Piece Chip set.     |
| • CO21697 \$15.00   | Includes all plug in   |
| • CO61991 \$15.00   | IC's except ROM.       |
| • CO61598 \$20.00   | Replacement fixes      |
| • CO61618 \$24.00   | vast majority of 850   |
| • CO24947 \$15.00   | failures ..... \$19.50 |

## REPAIR MANUALS

SAMS Service Manuals for the following units contain schematics, parts listings, labelled photographs showing the location of checkpoints and more! A special section gives oscilloscope and logic probe readings allowing you to narrow the malfunction down to a specific chip or transistor!

800, 800XL, 130XE, 400, 1025 and 1050 ..... \$19.50 each  
520ST Service Manual. \$37.50

40 PIN LSI CHIP SET  
Complete set of 40 Pin Large Scale Integrated Circuits for 800XL, 600XL, 1200XL. \$19.95

## MISCELLANEOUS

- 13 Pin Serial I/O Cable ..... \$4.50
- 600XL 64K Upgrade Kit ..... \$29.95
- ACE Joystick ..... \$7.95
- 1050 Track Zero Sensor ..... \$8.50
- 2793 1050 Controller IC ..... \$19.50
- U.S. Doubler ..... \$29.95
- 400 Board Set (W/O Kybd) \$22.95
- Paddle Controllers (Pair) ..... \$9.00
- Rev. "C" Basic ROM ..... \$15.00
- Rambo XL w/o RAM IC's ..... \$39.95
- 850 or PR Modem Cable ..... \$14.50
- 850 or PR Printer Cable ..... \$14.50
- Printer Interface ..... \$43.95
- I/O 13 Pin PC connector ..... \$4.50
- I/O 13 Pin Cable end plug ..... \$4.50
- 1027 INK ROLLER ..... \$6.50
- 1030 Modem Power Pak ..... \$6.95

## CARTRIDGES

For XL's/XE's 800/400

- |   |         |
|---|---------|
| POLE POSITION Cartridge .....           | \$15.00 |
| STAR WARS - Return of the Jedi .....    | \$15.00 |
| PAC-MAN Cartridge .....                 | \$4.00  |
| DELUXE INVADERS Cartridge .....         | \$4.00  |
| JOURNEY TO THE PLANETS Cart. ....       | \$4.00  |
| GORF Cart. 800/400 Only .....           | \$4.00  |
| DONKEY KONG Cartridge .....             | \$5.00  |
| STAR RAIDERS Cartridge .....            | \$5.00  |
| MILLPEDE Cartridge .....                | \$10.00 |
| PLATTER MANIA Cart. by Epyx .....       | \$9.95  |
| WIZARD OF WOR Cartridge .....           | \$9.95  |
| CAVERNS OF MARS Cartridge .....         | \$14.50 |
| PENGO Cartridge .....                   | \$15.00 |
| EASTERN FRONT Cartridge .....           | \$15.00 |
| ATARIWRITER Cartridge .....             | \$29.95 |
| TURMOIL Cartridge .....                 | \$5.00  |
| CROSSFIRE Cartridge .....               | \$7.50  |
| SPRINGER Cartridge .....                | \$7.50  |
| ADVENTURE CREATOR Cartridge .....       | \$12.50 |
| ZONE RANGER Cartridge .....             | \$12.50 |
| SILICON WARRIOR Cartridge .....         | \$12.50 |
| MATH ENCOUNTER Cartridge .....          | \$12.50 |
| BASIC LANGUAGE Cartridge .....          | \$15.00 |
| PILOT LANGUAGE PACKAGE .....            | \$17.50 |
| SPARTANOS-X Cartridge .....             | \$59.95 |
| ACTION O.S.S. Cartridge .....           | \$59.95 |
| ACTION TOOL KIT DISK .....              | \$25.00 |
| MAC-65 O.S.S. Cartridge .....           | \$59.95 |
| MAC-65 TOOL KIT DISK .....              | \$25.00 |
| R-TIME 8 Cartridge .....                | \$56.95 |
| SPINNAKER EDUCATIONAL CARTRIDGES        |         |
| KINDERCOMP Cartridge .....              | \$8.75  |
| FRACTION FEVER Cartridge .....          | \$8.75  |
| FACEMAKER Cartridge .....               | \$8.75  |
| ALPHABET ZOO Cartridge .....            | \$8.75  |
| UP FOR GRABS Cartridge .....            | \$8.75  |
| ALF IN THE COLOR CAVES Cart. ....       | \$8.75  |
| DELTA DRAWING Cartridge .....           | \$8.75  |
| STORY MACHINE 800/400 only .....        | \$8.75  |
| LINKING LOGIC (Fisher-Price) Cart. .... | \$8.75  |

## HOT DISK TITLES

- BEST SELLERS / LOW PRICES**
- GHOSTBUSTERS ..... \$9.95
  - F-15 STRIKE EAGLE ..... \$14.95
  - TOP GUNNER COLLECTION ..... \$14.95
  - SILENT SERVICE ..... \$14.95
  - KENNEDY APPROACH ..... \$14.95
  - VIDEO TITLE SHOP (64K) ..... \$12.50
  - CHESSMASTER 2000 ..... \$12.50
  - ALTERNATE REALITY THE CITY ..... \$12.50
  - ALTERNATE REALITY DUNGEON ..... \$12.50
  - TOMAHAWK (64K) ..... \$12.50
  - 221-B BAKER STREET (64K) ..... \$12.50
  - MUSIC STUDIO ..... \$12.50
  - • • • •
  - INFOCOM ADVENTURES .....
  - WISHBRINGER ..... \$14.95
  - MOONMIST ..... \$14.95
  - SPELLBREAKER ..... \$14.95
  - SEA STALKER ..... \$14.95
  - HOLLYWOOD HIJINX ..... \$14.95
  - STATION FALL ..... \$14.95
  - INFIDEL ..... \$14.95
  - LURKING HORROR ..... \$14.95
  - CUT THROATS ..... \$14.95
  - BALLYHOO ..... \$14.95
  - SUSPENDED ..... \$14.95
  - WITNESS ..... \$14.95
  - HITCH HIKERS GUIDE ..... \$14.95
  - ZORK 1 ..... \$14.95

## COMPUTER BOOKS

- ATARI PLAYGROUND WORKBOOK \$5.95
- HACKERBOOK TRICKS & TIPS ..... \$5.00
- INSIDE ATARI BASIC ..... \$5.00
- ATARI BASIC REF. MANUAL ..... \$5.00
- HOW TO ATARI 6502 PROGRAM. \$5.00
- WRITE YOUR OWN GAMES ..... \$5.00
- PROGRAMMERS REF. GUIDE ..... \$14.95
- ASSEMBLY LANGUAGE GUIDE ..... \$21.95
- XE USERS HANDBOOK ..... \$21.95
- XL USERS HANDBOOK ..... \$21.95
- ATARI BASIC FASTER & BETTER \$22.95
- YOUR ATARI COMPUTER ..... \$17.95

## SERIAL I/O CABLE

High Quality, 13Pin ..... \$4.50  
Special ..... 3 Cables for \$10.00

## MAC-65 CARTRIDGE

6502 Machine language Macro-Assembler. First class tool for serious programmers. ... \$59.95

## PR: CONNECTION

Serial/Parallel Interface for connecting modems and printers. .... \$65.00

## SUPRA MODEM

Supra 300 Baud Direct Connect Modem requires no separate interface. Includes cable and Disk Software. Supports X-Modem, Download & Upload. .... \$29.95

## Disks-XL's/XE's/800

- |  |            |
|--|------------|
| GHOSTBUSTERS Disk .....                  | \$9.95     |
| F-15 STRIKE EAGLE Disk .....             | \$14.95    |
| TOP GUNNER COLLECTION .....              | \$14.95    |
| SILENTSERVICE Disk .....                 | \$14.95    |
| KENNEDY APPROACH Disk .....              | \$14.95    |
| NATO COMMANDER Disk .....                | \$14.95    |
| S.A.T. MATH .....                        | \$17.95    |
| S.A.T. VERBAL .....                      | \$17.95    |
| VISICALC Spreadsheet .....               | \$19.95    |
| BOOKKEEPER & CX85 KEYPAD .....           | \$19.95    |
| ROCKET REPAIRMAN Disk .....              | \$4.95     |
| HUMAN TORCH & THE THING .....            | \$5.00     |
| MUSICAL PILOT Ed. Disk .....             | \$5.00     |
| CON'PLUTATION Disk .....                 | \$5.00     |
| MASTER CHESS Disk .....                  | \$5.00     |
| SPEED KING Disk .....                    | \$5.00     |
| LAST V-8 Disk .....                      | \$5.00     |
| PATHFINDER Disk .....                    | \$5.00     |
| WATCH RACER Disk .....                   | \$5.00     |
| WOMBATS 1 Adventure Disk .....           | \$5.00     |
| FAMILY FINANCE Disk by Atari .....       | \$6.50     |
| FORT APOCALYPSE Disk .....               | \$7.50     |
| NINJA Disk .....                         | \$7.50     |
| ELECTRONIC JUDGE Disk .....              | \$7.50     |
| SPORTS SPECTACULAR Disk .....            | \$7.50     |
| THE GAMBLER Disk .....                   | \$7.50     |
| MIND MAZES (Educational) .....           | \$7.50     |
| TIMEWISE .....                           | \$7.50     |
| VIDEO VEGAS Poker & Slots .....          | \$9.95     |
| ACTION BIKER .....                       | \$9.95     |
| KICK START .....                         | \$9.95     |
| MONEY TOOLS (Financial Utility) .....    | \$9.95     |
| DIG DUG Disk .....                       | \$9.95     |
| REPTON Disk .....                        | \$9.95     |
| PUZZLE PANIC Disk by Epyx .....          | \$9.95     |
| CESTE LA VE Disk .....                   | \$9.95     |
| WOMPER STOMPER Disk .....                | \$9.95     |
| OLIN EMERALD (Jr., Adv.) .....           | \$9.95     |
| MOVIE MAKER (Graphics) .....             | \$9.95     |
| FINANCIAL COOKBOOK .....                 | \$9.95     |
| CYCLE KNIGHT .....                       | \$9.95     |
| SONG WRITER .....                        | \$9.95     |
| COUNTING & ADDING with Trink .....       | \$9.95     |
| CHESSMASTER 2000 .....                   | \$12.50    |
| BRIDGE 4.0 .....                         | \$12.50    |
| PEGAMON .....                            | \$12.50    |
| MUSIC STUDIO .....                       | \$12.50    |
| HOTEL ALIEN .....                        | \$12.50    |
| FOOBILSKY Disk / Board Game .....        | \$12.50    |
| GHOST CHASER .....                       | \$12.50    |
| L.A. SWAT .....                          | \$12.50    |
| GRANDMA'S HOUSE (Educational) .....      | \$12.50    |
| DROPZONE Disk .....                      | \$12.50    |
| CASTLE WOLFENSTEIN Disk .....            | \$12.50    |
| BEYOND CASTLE WOLFENSTEIN .....          | \$12.50    |
| TEMPLE OF APSHAI .....                   | \$12.50    |
| ALI-ANTS Disk .....                      | \$12.50    |
| MOUSE QUEST Disk (64K) .....             | \$12.50    |
| ELECTRONIC DRUMMER Disk .....            | \$12.50    |
| STOCK MARKET Game .....                  | \$12.50    |
| PIRATES OF THE BARBARY COAST .....       | \$12.50    |
| NICKERBOCKER Disk .....                  | \$12.50    |
| MIDWAY BATTLES War Game .....            | \$12.50    |
| BOULDER DASH Construction Set .....      | \$14.95    |
| MIND SHADOW Adventure 64K .....          | \$14.95    |
| HACKER Adventure .....                   | \$14.95    |
| SEA STALKER Adventure .....              | \$14.95    |
| CONFLICT IN VIETNAM .....                | \$14.95    |
| DECISION IN THE DESERT .....             | \$14.95    |
| CRUSADE IN EUROPE .....                  | \$14.95    |
| SPITFIRE ACE .....                       | \$14.95    |
| SSI Rebel Charge at Chicomanga .....     | \$14.95    |
| SSI SHILOH .....                         | \$14.95    |
| SSI THE ETERNAL DAGGER .....             | \$14.95    |
| SSI 50 MISSION CRUSH .....               | \$14.95    |
| SSI BATTALION COMMANDER .....            | \$14.95    |
| SSI PANZER GRENADIER .....               | \$14.95    |
| SSI FIELD OF FIRE .....                  | \$14.95    |
| SSI GEMSTONE WARRIOR .....               | \$14.95    |
| SSI PHANTASIE II .....                   | \$19.95    |
| SSI SONS OF LIBERTY .....                | \$19.95    |
| SSI U.S.A.F. .....                       | \$19.95    |
| SSI WARSHIP .....                        | \$19.95    |
| MASTERTYPE (Typing Tutor) .....          | \$15.00    |
| BANK STREET WRITER .....                 | \$17.50    |
| CUT & PASTE W.P. Disk .....              | \$17.50    |
| SPARTANOS CONST. SET .....               | \$39.50    |
| SPARTANOS Tool-Kit .....                 | \$32.95    |
| LJK DATA PERFECT Database .....          | \$\$\$CALL |
| <b>DATASOFT DISKS</b>                    |            |
| VIDEO TITLE SHOP .....                   | \$12.50    |
| VIDEO TITLE SHOP Companion 2 .....       | \$7.50     |
| ALTERNATE REALITY The City .....         | \$12.50    |
| ALTERNATE REALITY The Dungeon .....      | \$9.95     |
| ZORRO Disk .....                         | \$9.95     |
| SARACEN Disk .....                       | \$9.95     |
| CROSSCHECK Disk .....                    | \$9.95     |
| GUNSLINGER Disk (64K) .....              | \$9.95     |
| TOMAHAWK Helicopter Game 64K .....       | \$12.50    |
| THEATER EUROPE War Game .....            | \$12.50    |
| BRUCE LEE Disk .....                     | \$12.50    |
| MERCENARY Disk .....                     | \$12.50    |
| MERCENARY 2ND CITY DISK .....            | \$12.50    |
| THE GOONIES Disk .....                   | \$12.50    |
| CONAN Disk .....                         | \$12.50    |
| NEVER ENDING STORY (64K) .....           | \$12.50    |
| 221-B BAKER STREET (64K) .....           | \$12.50    |
| 221-B BAKER ST. Case Library 1 .....     | \$9.95     |
| 221-B BAKER ST. Case Library 2 .....     | \$9.95     |
| Napoleon in Russia (Borodino 1812) ..... | \$12.50    |
| BISMARCK .....                           | \$12.50    |
| MOON SHUTTLE .....                       | \$12.50    |

CALL TOLL FREE

1-800-551-9995

IN CALIF. OR OUTSIDE U.S.

CALL 415-352-3787

## AMERICAN TECHNA-VISION

Mail Order: 15338 Inverness St., San Leandro, Ca. 94579

Sales Office: 2098 Pike Ave., San Leandro, Ca. 94577

Terms: NO MINIMUM ORDER. We accept money orders, personal checks or C.O.D.s. VISA, Master/Card okay. Credit cards restricted to orders over \$18.50. No personal checks on C.O.D. - Shipping: \$4.00 shipping and handling on orders under \$150.00. Add \$2.75 for C.O.D. orders. In Canada total \$6.00 for shipping and handling. Foreign shipping extra. Calif. residents include 7% sales tax. All products new and guaranteed. All sales final.

Prices subject to change without notice. Send SASE for free price list. Atari is a reg. trademark of Atari Corp.