

**#1** Atari  
Computer  
Magazine

U.S.A. \$3.50  
CANADA \$4.00

# Antic<sup>®</sup>

The **ATARI<sup>®</sup>** Resource

FEBRUARY 1985 VOLUME 3, NUMBER 10

## **MONEY MASTERY**

**Atari Chairman  
Jack Tramiel  
—Exclusive Interview**

**Do Your '84 Taxes  
With SynCalc**

**Home Loan Analyzer  
—APX Award Winner**

**Nationwide  
BBS Numbers**

**Drum and Bass  
Synthesizer**

**Free Inside: 8 Type-in Programs**



# IN A CLASS BY HERSELF.



When Jennifer's parents discovered DesignWare programs, they put Jennifer in a class by herself.

Because unlike most educational software, DesignWare gives Jennifer individualized attention for months on end.

For starters, DesignWare focuses on important skills—the ones Jennifer learns in school. In fact, all DesignWare programs are developed by educators. And tested by kids.

The graphics, sound and game play are unquestionably superior. If they weren't, they couldn't keep learners like Jennifer involved for as long as they do.

DesignWare programs provide multiple levels of challenges, which let Jennifer continue to grow long after she first starts to use each program.

But best of all, Jennifer won't really outgrow a DesignWare program. Because they're designed to let her type in her own questions and problems.

So Jennifer's parents can tailor her DesignWare program to match her homework assignments. Or Jennifer can change her program to challenge her parents.

Jennifer's parents think DesignWare is in a class by itself. So it's not surprising they give her DesignWare. Because they think Jennifer's in a class by herself.

## FOR ALMOST EVERY AGE, SUBJECT AND COMPUTER.

DesignWare offers programs for children ages 4 to 16, and for parents of all ages.

They cover a wide range of important subjects including math, geometry, algebra, geography, vocabulary, spelling, grammar, history, computer literacy, and music.

And they run on Apple® Atari®, Commodore 64,™ IBM® PC and IBM® PC Jr. For the name of your nearest dealer or to order our free catalog, call us toll-free at (800) 572-7767. (415-546-1866 in California.)



**DesignWare®**  
LEARNING COMES ALIVE®

# NOW! YOU CAN GET THOUSANDS OF FREE PROGRAMS, AND PUT YOUR TELEPHONE TO WORK

## With The New ATARI Modem/Software Package For Only \$79.95!

To get more out of your ATARI, whether you're a brand-new owner or a database expert—this offer is for you. The ATARI 1030 is the easiest-to-use modem on the market. And since the experts at ATARI designed it, you're guaranteed that it works with your ATARI Computer System.

The perfect modem package for everyone, it has all the necessary software built right in. All you need is a 16K ATARI computer and a telephone line to get started! If you're a disk drive owner, this package includes additional software (on disk—selected by *ANTIC Magazine*) that will give your 1030 all the power you'll ever need!

### NEW!

- Upload/Download Files With Your Disk Drive
- Auto Dial Telephone Number Database
- Easy Downloading Of Programs From Compuserve's ATARI SIG.
- Easy Access To All Bulletin Board Systems
- Simple ATARI-To-ATARI "MacIntosh-Like" Terminal Software

### and more ...

You'll love the hi-tech design of the 1030 modem. It'll look great next to your computer and peripherals! And hidden inside is the most sophisticated circuitry on the market. This means 100% accurate file transmissions the first time—even over voice-grade phone lines anywhere in the country. Your 1030 modem is built almost to military specs—guaranteed to have less than 1 bit-error out of every 100,000 bits—the lowest in the industry.

And, you'll also receive free introductory subscriptions to Compuserve (access to hundreds of great free programs), and Dow Jones

News Retrieval Service (get stock quotes as fast as your stock broker), with **FREE TIME ON EACH!**

Now ATARI quality at a lower price **THAN ANY OTHER MODEM!**



### YES! I want this extraordinary communications value!

I'm ordering now so I can receive:

- 1 ATARI 1030 300 baud modem with built in software
- Free Introductory Time on: Dow Jones, Compuserve
- Disk Communications Software

The suggested retail value is \$199.95 MY PRICE IS ONLY \$79.95  
Send me \_\_\_\_\_ number of packages at \$79.95 per package to:

Name \_\_\_\_\_

Address \_\_\_\_\_

City \_\_\_\_\_

State \_\_\_\_\_

Zip \_\_\_\_\_

Please make check payable to ADD-ON Systems.  
Payment enclosed  check  money order  
Bill my  Mastercard  Visa

**Credit Card Orders Only** Call Toll Free  
800 227 1617 X133  
800 772 3545 X133 (inside CA)

California residents add 6½% sales tax.  
Add shipping charges of \$2.75 per modem.

ID# \_\_\_\_\_


Expires \_\_\_\_\_

Canadian residents please send U.S. dollars • Allow 2-4 weeks for delivery  
• Prices subject to change without notice • Delivery subject to availability.

Send coupon to:

ADD-ON Systems  
524 2nd St.  
San Francisco, CA 94107

# CP/M and MS-DOS Compatibility For All Atari Computers



"A fine CP/M machine . . . the ATR8000 closes the gap that has separated Atari owners from the rest of the software market."

—Byte Magazine

## CP/M compatibility for your Atari — only from SWP.

Now you can run CP/M programs on your Atari 400, 800, 1200 and XL series computers.

The ATR8000 from SWP Microcomputer Products is a 4MHz, 16k RAM complete Atari interface. When you add the optional 64k RAM, the ATR8000 will run CP/M!

### The ATR8000 features:

- 64k RAM
- RS-232 port with software to run a serial printer or modem.
- The ability to run up to four 5 1/4" or 8" drives of any mixture, type and density (MY-DOS is optional and is used for double density Atari operations).
- Double density CP/M 2.2.
- 80 column wide display with 40 column moveable window. Or an optional 80 column software (AUTOTERM-80) program that can be used with a black & white TV or monitor.

When you order your ATR8000, you'll not only receive the hardware and software you need, but also an easy to read owner's manual and CP/M supplement that will take you into the exciting world of CP/M.

**SWP**  
MICROCOMPUTER PRODUCTS, INC.

2500 E. Randol Mill Rd., Suite 125, Arlington, TX 76011

## Add MS-DOS compatibility too!

An Atari that runs MS-DOS, IBM-PC software?

By adding CO-POWER-88, our own 8088 co-processor to your ATR8000, you can also run most of the popular MS-DOS, IBM-PC software.

The CO-POWER-88 is a 16 bit, 5.33 MHz, 8088 co-processor with 128k or 256k RAM. It comes complete with MS-DOS and RAM disk software. CP/M-86 is available as an option.

More than just a co-processor, its RAM can also be used as a high speed simulated disk drive for CP/M.

Installation is simple. Your CO-POWER-88 comes with the Z-80 adaptor board and main processor board. You'll also receive a complete owner's manual and easy-to-follow instructions.

## CP/M and MS-DOS, IBM-PC compatibility for your Atari can now be yours.

Contact your local SWP dealer or order direct by mail. Better yet, for fastest delivery, use your credit card and shop by phone.

### Credit Card Orders Save Time!

Call 817-469-1181 or 817-861-0421 And Order Now

Or Mail Coupon to: SWP, 2500 E. Randol Mill Rd., Suite 125, Arlington, TX 76011

### Please ship the following:

- 16k ATR8000 Atari Interface@\$450.00 + \$10.00 shipping.
- 64k ATR8000 w/CP/M@\$599.95 + \$10.00 shipping.
- 128k CO-POWER-88 with MS-DOS@\$400.00 + \$10.00 shipping.\*
- 256k CO-POWER-88 WITH MS-DOS@\$500.00 + shipping.\*
- CP/M 86 (16-bit Disk Operating System)@\$70.00 + \$5.00 shipping.
- MY-DOS (Atari-like Disk Operating System)@\$29.95 + \$2.00 shipping.
- AUTOTERM-80 (80 column display for CP/M or MS-DOS)@\$29.95 + \$2.00 shipping.

\* Must be used with 64k ATR8000.

Specify Atari model computer you own: \_\_\_\_\_

Configurations: (check one) 5 1/4" drive \_\_\_\_\_ or 8" drive \_\_\_\_\_

I want to learn more about the ATR8000 and CO-POWER-88. Enclosed is \$1.00 (cash only) for more literature, including a comprehensive listing of MS-DOS and CP/M-86 software that runs on the CO-POWER-88.

### Method of payment:

- Personal Check enclosed (must clear bank before shipping)
- Certified Check or Money Order enclosed.
- Charge the following credit card:

Master Card  Visa

Credit Card # \_\_\_\_\_

Master Card Bank # \_\_\_\_\_ Exp. Date \_\_\_\_\_

Subtotal: \_\_\_\_\_ + Shipping \_\_\_\_\_ + Sales Tax (Texas Residents add 5%) \_\_\_\_\_ =

Total Enclosed: \_\_\_\_\_

Name \_\_\_\_\_

Address \_\_\_\_\_

City \_\_\_\_\_ State \_\_\_\_\_ Zip \_\_\_\_\_


Phone (h) (\_\_\_\_\_) (w) (\_\_\_\_\_) \_\_\_\_\_

Signature \_\_\_\_\_

© 1984, SWP Microcomputer Products, Inc. Trademarks: CO-POWER-88 and ATR8000, SWP Microcomputer Products, Inc., IBM-PC, International Business Machines; Z80, Zilog; MS-DOS, Microsoft, Inc.; CP/M and CP/M-86, Digital Research, Inc.; Atari, Atari, Inc.




3 enhanced 800XL's in '85? . . . . . 72



Take apart your home loan . . . . . 18



New sounds from your Atari . . . . . 26



Kooky's Quest — Not for the squeamish . . . . . 14

# Antic<sup>®</sup>

The **ATARI<sup>®</sup>** Resource FEBRUARY 1985, VOLUME 3, NUMBER 10

## FEATURES

<b>SYNTEGRATED SOFTWARE</b> by Michael Ciralo	14
Finally... compatible business applications for Atari	
<b>HOME LOAN ANALYZER</b> by Jim Skinner	18
APX 1983 prize winner — now in Antic!	<b>TYPE-IN SOFTWARE</b>
<b>INCOME TAX SPREADSHEET</b> by K.W. Harms	22
Preparing tax returns on Atari	<b>TYPE-IN SOFTWARE</b>
<b>DRUM SYNTH / BASS SYNTH</b> by Glenn Gutierrez	26
Powerful AUDCTL rhythm section	<b>TYPE-IN SOFTWARE</b>
<b>CURRENCY CHANGER</b> by J. Goolevitch and W. Wakeman	31
Convert your drachmas to pesos	<b>TYPE-IN SOFTWARE</b>
<b>BEAT THE BEEPS</b> by Ian Lovejoy	33
Turn off annoying keyboard sound	<b>TYPE-IN SOFTWARE</b>
<b>JACK TRAMIEL DECLARES WAR!</b>	72
Antic's Exclusive Interview With The Atari Chairman	

## DEPARTMENTS

<b>GAME OF THE MONTH</b>	<b>TYPE-IN SOFTWARE</b>
KOOKY'S QUEST by Anshuetz, Anshuetz and Weisgerber	56
<b>COMMUNICATIONS</b>	
200+ ATARI BULLETIN BOARDS	59
<b>ASSEMBLY LANGUAGE</b>	<b>TYPE-IN SOFTWARE</b>
S.A.M. HANDLER by Chris Bone	63
<b>EDUCATION</b>	<b>TYPE-IN SOFTWARE</b>
MUSIC FLASHCARDS by James Brown	66

<b>TOOLBOX</b>	
PARALLEL BUS REVEALED: Part II by Earl Rice	68

## SOFTWARE LIBRARY

<b>TYPE-IN LISTINGS SECTION</b>	35
<hr/>	
EDITORIAL	6
I/O BOARD	10
HELP!	12
PRODUCT REVIEWS	74
ATARI SERVICE CENTERS	78
ADVERTISER'S LIST	80
SHOPPER'S GUIDE	81



Publisher  
James Capparell

Editorial Department  
Nat Friedland, Editor  
Jack Powell, Technical Editor  
Michael Ciraolo, Associate Editor  
Charles Jackson, Staff Writer  
Melissa Rockliff, Editorial Coordinator

Contributing Editors  
Carl Evans, Ken Harms  
Jerry White, Suzi Subeck  
Anita Malnig

Art Department  
Marni Tapscott, Art Director  
Kyle Bogertman, Production Supervisor  
Linda Tapscott, Ad Production Coordinator  
Patricia Foster, Production Assistant

Cover Artist  
Wes Jenkins

Circulation Department  
Les Torok, Manager  
Peter Walsh, Shipping  
Hun-sik Kim, Shipping  
Monica Burrell, Subscriptions  
Eve Gowdey, Dealer Sales  
Doug Millison, Retailer Sales

Accounting Department  
V.J. Briggs, Manager  
Brenda Oliver, Accounts Receivable  
Lorene Kaatz, Credit Manager

Marketing  
Gary Yost, Manager, Marketing Support  
Steve Randall, Advertising Sales Director  
Harvey Bernstein, Advertising Sales  
Maria E. Chavez, Receptionist

General Offices (415) 957-0886  
Advertising Sales (415) 661-3400  
Credit Card Subscriptions  
outside California (800) 227-1617 ext. 133  
inside California (800) 772-3545 ext. 133  
Subscription Problems (415) 397-1881

February 1985  
Volume 3, Number 10

**Antic**—The Atari Resource is published twelve times per year by Antic Publishing. Editorial offices are located at 524 Second Street, San Francisco, CA 94107. ISSN 0745-2527. Second Class Postage paid at San Francisco, California and additional mailing offices. POSTMASTER: Send address change to **Antic**, 524 Second Street, San Francisco, CA 94107.

Editorial submissions should include program listing on disk or cassette, and text file on media and paper if text was prepared with a word processor. Media will be returned if self-addressed stamped mailer is supplied. **Antic** assumes no responsibility for unsolicited editorial material.

No part of this publication may be reproduced, stored in a retrieval system, or transmitted, in any form or by any means, electronic, mechanical, photocopying, recording, or otherwise, without the prior written permission of the publisher.

**Antic** is an independent periodical not affiliated in any way with Atari Corp. ATARI is a trademark of Atari Corp. All references to Atari products are trademarked and should be so noted.

**Antic** is a registered trademark of Antic Publishing, Inc.

Copyright ©1985 by Antic Publishing.  
All Rights Reserved. Printed in USA.

# editorial

**Antic** is now on CompuServe! The magazine has its own section on the highly visible and active Atari Special Interest Group (SIG).

## WHAT YOU GET

Simply log onto CompuServe and type GO PCS-132 for the Atari SIG, and follow the instructions for logging onto the **Antic** area.

Or type GO ANTIC to log directly onto the **Antic** Electronic Edition. Once you're there you will find:

- Fastest, most accurate Atari news.
- Ongoing user opinion surveys.
- Product review archives.
- Previews of upcoming **Antic** issues.
- Excerpts from important articles.
- Events calendar of user group programs.
- **Antic** reader feedback.
- HELP! error corrections on-line right away.

**Antic** editors will be on-line regularly to respond to your notes and pass along the very latest Atari information.

## CES ATARI NEWS NIGHTLY

For example: As you read this, the Las Vegas Winter Consumer Electronics Show (CES) will be the hottest topic for Atari fans. This is the forum where Jack Tramiel has promised to introduce the new line of Atari computers.

Your local newspaper won't carry many details of the Atari developments, and the computer magazines can't bring you full information until months later. But now... **Antic** on CompuServe will file authoritative on-the-scene Atari reports every night during the CES.

On CompuServe, **Antic** Magazine has opened up interactive two-way communication with our readers. YOU are invited to participate. All it takes is a CompuServe subscription,

your interest in the best personal computer, and a modem!

## P.S. PLATO TOO

We are continuing our active **Antic** Magazine notesfile on **Plato**, along with the new **Antic** presence on CompuServe. Control Data's **Plato** is still unmatched for on-line interactive learning, conferencing and graphics—we'll maintain a regular presence there too. (See "Plato Rising" in **Antic**, July 1984 for an overview.)

In fact, as we printed in the December, 1984 issue (page 9), the long-awaited **Atari Learning Phone Cartridge** that hooks you up to **Plato** is due to start arriving in your local stores around the end of this month. Keep watching **Antic** on CompuServe for latest details!

James Capparell  
Publisher



## ABOUT THE COVER

This month's **Antic** cover was created on a Genigraphics 100D computer graphics system by Wes Jenkins, Assistant Art Director of Information Graphics, Information Technology Services of Stanford University.

**Expand Your Atari**  
...With peripherals from **mpp**

## **MicroPrint** Parallel Printer Interface

- Works with Atari, 400, 800, 600XL and 800XL
- Replaces Atari 850™ Interface Module
- Compatible with all software
- 5-foot cable with Centronics plug (compatible with Epson, NEC, Prowriter, etc.)
- Connects to serial bus on computer
- 2 Year Warranty



**SOPHISTICATED SMART TERMINAL**

**SOFTWARE ON CARTRIDGE**

**FEATURES:**

- Supports XMODEM Protocol
- ASCII/ ATASCII Translation
- Allows Transfer of Files Larger than Memory
- Upload/Download of Text and Programs
- 100% Machine Language
- Loads a 65 Column Screen Driver
- Multiple Buffers
- Off-Line Editing
- Variable Baud Rate
- Parity Options
- Full/Half Duplex

**ONLY**  
**\$149.95**

## **mpp-1000C** **Modem**

- Auto Answer/Auto Dial
- Direct Connect to Phone Line
- No Atari 850™ Interface Module Needed
- Includes AC Adapter/Power Supply
- Free CompuServe DemoPak™
- 1 Year Warranty
- Connects to Joystick Port
- Works on **ALL** Atari Computers




**MICROBITS PERIPHERAL PRODUCTS**

225 Third Avenue, SW • Albany, OR 97321

**ORDERS: 1-800-624-7532**

**CUSTOMER SERVICE: 1-503-967-9075**

“A LIVING TAPESTRY . . .”



“The world of Ultima III can only be compared to a living tapestry — complex and beautiful . . . This is the best fantasy game in computing. Indeed, it is one of the best fantasy worlds in which to live. Lord British is a veritable JRR Tolkien of the keyboard.” — Popular Mechanics

“Exodus: Ultima III, with a superior plot to match its superior gaming system, is a great game. It upgrades the market; in several ways it sets new standards for fantasy gaming state of the art.” — Softline

“Exodus: Ultima III is Lord British’s magnum opus — so far. It’s fun and exciting to play and constantly intriguing. And the ending is marvelously unexpected and not a bit disappointing — except that it is the ending, and as with a good book, you’ll probably wish there were more.” — Softalk

Available on: Apple, Atari, Com64, IBM



1545 OSGOOD ST., #7 NORTH ANDOVER, MA 01845  
(617) 681-0609



# Software Discounters of America



For Orders Only 1-800-225-SOFT\*  
Inquiries and PA 412-361-5291 Open Saturday

- Free shipping on orders over \$100 in continental USA
- No surcharge for VISA/MASTERCARD


<b>ACCESS</b>	Memory Manor (R) . . . \$19	<b>SCARBOROUGH</b>	Mastertype (D or R) . . . \$25
Beach Head (D) . . . \$23	<b>FUTUREHOUSE</b>	Net Worth (D) . . . \$49	
Raid Over Moscow (D) \$26	Complete Personal	<b>SIERRA ON LINE</b>	Dark Crystal (R) . . . \$25
<b>ACTIVISION</b>	Accountant (D) . . . \$49	Ultima I (D) . . . \$23	
Decathlon (R) . . . \$25	Light Pen (D) . . . \$19	Ultima II (D) . . . \$39	
Pitfall II (R) . . . \$25	Light Pen w/ Peripheral	Ulysses (D) . . . \$23	
Space Shuttle (R) . . . \$25	Vision (D) . . . \$39	Wiz Type (D) . . . \$23	
Zenji (R) . . . \$25	<b>HBJ</b>	<b>SPINNAKER</b>	Adventure Creator (R) \$21
<b>ARTWORX</b>	Computer SAT (D) . . . \$54	Aerobics (D) . . . \$25	
Bridge 4.0 (T or D) . . . \$16	<b>INFOCOM</b>	All in Color Caves (R) \$21	
Strip Poker (D) . . . \$21	Cut Throats (D) . . . \$23	Alphabet Zoo (R) . . . \$21	
Male Data Disk . . . \$16	Deadline (D) . . . \$29	Delta Drawing (R) . . . \$21	
Female Data Disk . . . \$16	Enchanter (D) . . . \$23	Facemaker (R) . . . \$21	
<b>BATTERIES INCLUDED</b>	Hitchhikers Guide to	Fraction Fever (R) . . . \$21	
Home Pak (D) . . . \$33	the Galaxy (D) . . . \$23	Kids on Keys (R) . . . \$21	
Paperclip (D) . . . \$59	Infidel (D) . . . \$26	Kindercomp (R) . . . \$21	
<b>BIG 5</b>	Planetfall (D) . . . \$23	Most Amazing	
Miner 2049er (R) . . . \$19	Sea Stalker (D) . . . \$23	Thing (D) . . . \$21	
Scraper Caper (R) . . . Call	Sorcerer (D) . . . \$26	Snooper Troop	
<b>BLUE CHIP (not for XL)</b>	Starcross (D) . . . \$29	1 or 2 (D) . . . \$21	
Millionaire (D) . . . \$26	Suspect (D) . . . \$29	Story Machine (R) . . . \$21	
Tycoon (D) . . . \$26	Suspended (D) . . . \$29	Trains (D) . . . \$23	
<b>BRODERBUND</b>	Witness (D) . . . \$23	<b>SUBLOGIC</b>	Flight Simulator II (D) \$33
Bank St. Writer (D) . . . \$43	Zork I (D) . . . \$23	Night Mission	
Mask of Sun (D) . . . \$25	Zork II or III (D) . . . \$26	Pinball (D) . . . \$21	
Operation Whirlwind	<b>KOALA</b>	<b>SYNAPSE</b>	Alley Cat (T or D) . . . \$17
(D) . . . \$25	Tablet w/ Painter (D) \$65	Blue Max (T or D) . . . \$21	
Print Shop (D) . . . \$29	Tablet w/ Painter (R) \$75	Encounter (T or D) . . . \$17	
Serpent's Star (D) . . . \$25	LJK	Necromancer (T or D) \$21	
Spelunker (D) . . . \$19	Data Perfect (D) . . . \$59	Pharaoh's	
Stealth (D) . . . \$19	Letter Perfect (D) . . . \$59	Curse (T or D) . . . \$21	
Whistler's Brother (D) \$19	Spell Perfect (D) . . . \$49	Syn-Calc (D) . . . \$49	
<b>CBS</b>	<b>LEARNING COMPANY</b>	Syn-Chron (D) . . . Call	
Astro Grover (R) . . . \$25	Bumble Games (D) . . . \$25	Syn-File (D) . . . \$49	
Big Bird's Delivery (R) \$19	Moptown Hotel (D) . . . \$25	Syn-Stock (D) . . . Call	
Ernie's Magic	Moptown Parade (D) . . . \$25	<b>TRONIX</b>	Chatterbee (D) . . . \$25
Shapes (R) . . . \$19	Word Spinner (D) . . . \$23	Pokersam (D) . . . \$16	
Linear Equat. (T or D) \$16	<b>MICROPROSE</b>	S.A.M. (D) . . . \$39	
Match Wits (D) . . . \$19	Air Rescue I (D) . . . \$23	<b>ACCESSORIES</b>	
Math Mileage (R) . . . \$19	F-15 Strike Eagle (D) \$23	Ape Face Printer	
Quadratic Equations	Hellcat Ace (D) . . . \$19	Interface . . . \$49	
(T or D) . . . \$16	Mig Alley Ace (D) . . . \$23	Astra 2001 Dual	
Timebound (R) . . . \$19	NATO Commander (D) \$23	Disk Drive . . . call	
<b>CONTINENTAL</b>	Solo Flight (D) . . . \$23	BASF SS, DD . . . \$14 Bx	
Home Accountant (D) \$44	Spiffire Ace (D) . . . \$19	Compuserve Starter	
Book of Adventure	<b>MUSE</b>	Kit (5 hrs) . . . \$25	
Games . . . \$13	Beyond Castle	Disk Case (Holds 50) . \$12	
<b>DATASOFT</b>	Wolfenstein (D) . . . \$23	Disk Case (Holds 100) \$19	
Bruce Lee (T/D) . . . \$23	Castle Wolfenstein (D) \$19	Disk Drive Cleaner . . \$9	
Conan the	<b>OSS</b>	Full Stroke Replace-	
Barbarian (T/D) . . . \$25	Action (R) . . . \$59	ment Keyboard for	
Dallas Quest (D) . . . \$23	Action Tool Kit (D) . . . \$27	Atari 400 . . . \$49	
Dig Dug (T/D) . . . \$19	Basic XL (R) . . . \$59	Indus GT Disk Drive . call	
Letter Wizard w/Spell	Basic XL Tool Kit (D) . . . \$27	MPP 1000 Microbits	
Checker (D) . . . \$47	DOS XL (D) . . . \$25	Modem (only 50) . . . \$99	
Mancopter (T/D) . . . \$19	MAC/65 (R) . . . \$59	MPP1150 Microbits	
Mr. Do (T/D) . . . \$25	MAC/65 Tool Kit (D) . . . \$27	Printer Interface . . . \$59	
Pac Man (T/D) . . . \$19	<b>ORIGIN</b>	Microbits Microprint	
Pole Position (T/D) . . . \$19	Ultima III (D) . . . \$39	Interface . . . \$49	
<b>EPYX</b>	<b>RESTON</b>	Mosaic 32, 48, 64K . . Call	
Fun w/ Art (R) . . . \$25	Movie Maker (D) . . . \$33	Panasonic KXP 1090 Call	
Gateway Apshai (R) . . . \$25	<b>SSI</b>	Rana 1000 w/DOS . \$269	
Impossible Mission (D) \$23	Battle Normandy (D) . . . \$25	Sakata 13" Color	
Pitstop II (D) . . . \$25	Bomb Alley (D) . . . \$39	Monitor . . . \$229	
Robots of Dawn (D) . . . \$25	Broadsides (D) . . . \$25	Verbatim SS, DD . \$17 Bx	
Summer Games (D) . . . \$25	Carrier Force (D) . . . \$39	Wico Boss . . . \$12	
Temple Apshai (T or D) \$25	Combat Leader (D) . . . \$25	Wico Bat Handle . . . \$19	
<b>FIRST STAR</b>	Computer Ambush (D) \$39	Wico Trackball . . . \$29	
Astro Chase (D) . . . \$17	Comp Baseball (D) . . . \$25		
Boulder Dash (D) . . . \$17	Cosmic Balance (D) . . . \$25		
Spy vs. Spy (D) . . . \$19	Field of Fire (D) . . . \$25		
<b>FISHER PRICE</b>	Galactic Adv (D) . . . \$39		
Dance Fantasy (R) . . . \$19	Questron (D) . . . \$33		
Linking Logic (R) . . . \$19	Reforger '88 (D) . . . \$39		
Logic Levels (R) . . . \$19	War In Russia (D) . . . \$53		

P.O. Box 278—DEPT AT—WILDWOOD, PA 15091

\*Ordering and Terms: Orders with cashier check or money order shipped immediately. Personal/company checks, allow 3 weeks clearance. No C.O.D.'s. Shipping: Continental U.S.A.—Orders under \$100 add \$3; free shipping on orders over \$100. PA residents add 6% sales tax. AK, HI, FPO-APO—add \$5 on all orders. International—add \$15 or 15% of order whichever is greatest. Defective merchandise will be replaced with same merchandise—NO CREDITS! Return must have authorization number (412)361-5291. Prices subject to change without notice. Order today, get it tomorrow! Overnight delivery is just \$17.50 — software orders only in Continental USA.

# BE A PREFERRED CUSTOMER!

when  
you buy  
Atari® software.



- ⌘ **PREFERRED CUSTOMERS...have over 2,000 software items to choose from.**
- ⌘ **PREFERRED CUSTOMERS...get at least 25% off all titles (and often more!).**
- ⌘ **PREFERRED CUSTOMERS...buy from people who specialize in ATARI® exclusively.**
- ⌘ **PREFERRED CUSTOMERS... receive prompt, knowledgeable service.**
- ⌘ **PREFERRED CUSTOMERS...receive 8 pg. newspapers 9 times a year filled with critiques, special tips, and classified ads for new and used equipment.**
- ⌘ **PREFERRED CUSTOMERS...receive our 80 pg. catalog and 20 pg. pricebook.**
- ⌘ **PREFERRED CUSTOMERS...receive consistent low prices and good knowledgeable service.**
- ⌘ **PREFERRED CUSTOMERS...**

## JOIN CompuClub™

Where Atari owners belong.

To join by phone **800-631-3111**  
call toll free  
In Mass. call 617-879-5232  
Please have credit card number ready!  
Or return this coupon with \$5.00\*

**YES, I want to be a preferred customer of CompuClub™. Rush me my catalog and price book. Enclosed please find my \$5.00 registration fee.**

Please make check payable to Compuclub™  
Payment enclosed  check  money order

Bill my  Mastercard  Visa Expires \_\_\_\_\_

ID# \_\_\_\_\_

Signature \_\_\_\_\_

Name \_\_\_\_\_

Address \_\_\_\_\_

City \_\_\_\_\_ State \_\_\_\_\_ Zip \_\_\_\_\_

Computer Model \_\_\_\_\_  Disk  Tape

Hours: Mon. - Fri. 11:00 AM - 7:00 PM Eastern time  
Answering services after hours  
Compuclub™, P.O. Box 652, Natick MA 01760  
\*Overseas membership \$15.00 per year  
⌘ Atari - Trademark of Warner Communications Co.

# i/o board

## GETTING YOUR HEAD ON STRAIGHT

My 410 recorder recently stopped loading correctly, although all the parts move properly. This has me baffled. Can you help?

Marge Hildebrandt  
Simsbury, CT

*The problem sounds like improper alignment of the head in your tape recorder. See Carl Evans' article "Get Your Head On Straight," in the August 1983 issue of Antic.*—ANTIC ED

## CHAINED ATARI

Do all Atari compatible disk drives have "daisy chaining"? I would rather not have to plug and unplug peripherals as I transfer files from cassette to disk.

James Anderson  
Oakdale, CT

*Every drive we've seen for the Atari (including Atari, Indus, Percom and Astra) has two ports, meaning they support daisy chaining. Thus, you can connect another peripheral to the drive instead of the computer, and the drive need not be turned on.*—ANTIC ED

## AVOIDING THE DOUBLE-FILENAME BLUES

Have you ever ended up with two files with the same name on a disk? If you try renaming them with option E on the DOS menu, both files get renamed. The problem can be renamed with a sector editor, but there is an easier way.

From BASIC, type the following statements: POKE 3111,76; POKE 3112,234; POKE 3113,18. Now go to DOS and use option E as usual for renaming a file. Only the first file found will be renamed.

Use option H (write DOS files) to save this modified DOS. Otherwise, restore things to normal by choosing option M (run at address) and entering E477 to reboot the system. Or you could turn the computer on and off.

Philip Altman  
Huntington Beach, CA

## MODEMS IN MEXICO?

Can I use my modem in Mexico, and if I can, do I have to pay long distance fees?

Miguel Penichet  
Guadalajara, Mexico

*You can use a modem anywhere you have a phone line and a power supply. Any phone line sufficiently free of static to permit conversation with another person is suitable for modem communication. (The modem transmits information by turning computer signals into audible sounds and sending those over the phone.)*

*You should make sure your local power voltage will work with your modem's adapter. Also, if you don't have access to modular (plug-in) phones, you may be stuck using an acoustic modem.*

*The telephone fees you pay depend on where you call. You will pay more to call Boston than you will to call next door. You are not paying to use the modem, only to make the phone call.*—ANTIC ED

## FOOTBALL, ANYONE?

I'm looking for a good football prediction/statistics program for the Atari. Does anyone have any ideas?

Mel Carian  
San Francisco, CA

*If somebody turns in a good football handicapping program, Antic would be interested in publishing it.*—ANTIC ED

## BASIC DIRECTORY

Kudos to Kenny Ksajikian for his BASIC directory in November's I/O Board. Here are two modifications to eliminate the error message:

First, go to DOS. Then type

```
C [RETURN]
E : ,D:DIR [RETURN]
```

```
CLR: DIM N$(17): CL.#5: O.#5,
6,0, "D:*.*": FOR I=1 TO 65:
I.#5, N$: ?N$: I=I+65*(ASC(N$
(2))>32): N.I: CL.#5
```

```
[CTRL] [3]
```

Then, in BASIC, type

```
ENTER "D:DIR"
```

Bruce Noonan  
Edmonds, WA

## HOME FILING MANAGER PRINT BUG

My Gemini 10X printer gives me "hieroglyphics" from Home Filing Manager even though I get excellent printouts on my other Atari Software. Your reply to B. Sonvico's letter in the July Antic didn't solve my dilemma. Won't you please help?

Leslie Lee  
Carmel, CA

*This is just one of many letters Antic received in recent months concerning printout problems with Atari's Home Filing Manager software. The July, 1984 I/O board contained our one-line BASIC fix for the Alphacom 81 thermal printer. But readers were quick to inform us that this remedy did not work for most other printers commonly used with the Atari.*

*It's been a long frustrating job trying to find a solution. But we finally discovered that Home Filing Manager sends each character to the printer with the high-order (eighth) bit set. This is the same as adding the decimal value 128 to each character, or trying to print inverse characters.*

*Some printers, such as the Gemini 10X, contain graphics characters which are printed out by generating ASCII codes above 128. As a result, Home Filing Manager prints garbage on the Gemini and other printers having this feature.*

*How easily you can solve this problem depends upon your printer. Look through the printer manual for any reference to the "high-order bits" or "7/8 bit." Hopefully, it'll give you a way to turn off the high-order (eighth) bit. This might be done by transmitting printer control codes, or simply by flicking a DIP switch.*

*On the Gemini 10X, turn pin 3 of DIP switch 2 to the ON position. This will set the printer's interface to 7 bits and Home Filing Manager will work just fine. We had no problem printing on our Epson with the program, but you can turn off the Epson high-order bit by sending control codes: [ESC] [=] —ANTIC ED*

continued on page 12

## LOTSABYTES DECLARES WAR!

**WAR** on high prices! We're going to put an end to the software price 'ripoff'. And **YOU** can help! Just keep those orders coming while you continue to enjoy the **quality, quantity, selection and low prices** that you deserve. Our National Public Domain Copy Service will save you time, tedious work, and money. And our **exclusive** distribution of **sharply discounted** commercial programs will bring you some of the finest programs for the lowest possible price, usually 50% off retail! You continue to get **FREE BONUSES** with each purchase of three or more disks.

### PUBLIC DOMAIN SOFTWARE

#1 GAMES	#2 UTILITIES	#3 AMS MUSIC	#4 GAMES	#5 EDUCATION
Two full disk sides packed with over 25 games including some Arcade quality. <b>\$7.95</b>	25 powerful programs to help you get the most out of your Atari computer. <b>\$7.95</b>	25 Advanced Musicsystem files including a new Player program. 2 sides. <b>\$7.95</b>	All different! 14 more better games on 2 disk sides. Some Arcade types. <b>\$7.95</b>	Loaded with 28 programs on 2 disk sides Fun learning for the whole family. <b>\$7.95</b>
#6 AMS MUSIC	#7 GAMES	#8 UTILITIES	#9 GAMES	#10 UTILITIES
25 all-time favorites with a Player program. Two sides. <b>\$7.95</b>	Two disk sides packed with 14 more great games. Some Arcade types. <b>\$7.95</b>	17 more power-packed utilities to help unleash the full potential of your Atari. <b>\$7.95</b>	<b>NEW!</b> Two full sides filled with some of the best and most recent. Some Arcade. <b>\$7.95</b>	<b>NEW!</b> A new assortment of great and powerful programs. Don't miss it! <b>\$7.95</b>

### LotsaBytes EXCLUSIVES

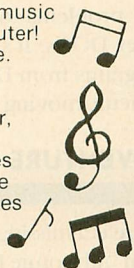
#### ADVANCED MUSICSYSTEM II

by LEE ACTOR

Allows you to create music with your Atari computer! All new machine code.

- \* Control over pitch duration, envelope dynamic level, meter, tempo and key.
- \* 4 independent voices
- \* 5 1/2 octaves per voice
- \* Save up to 8200 notes
- \* Custom DOS
- \* FULL instructions
- \* 24K disk

Originally \$29.95      **Only \$14.95**



#### RIGINAL ADVENTURE

by Bob Howell

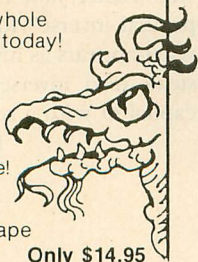
For all Atari computers.

The Original Colossal Cave Adventure faithfully reproduced from the 'main-frames'.

This is the one that launched the whole Adventure craze of today!

- \* Two mazes
- \* 130 rooms
- \* Deadly Dragons
- \* Nasty Dwarves
- \* Tenacious Troll
- \* The Pirate & More!
- \* 86 coded hints
- \* SAVE/RESUME
- \* 40K disk or 32K tape

Originally \$29.95      **Only \$14.95**



#### QUALITY WORD PROCESSING

**ESI WRITER!** At last a brand-new Word Processor that has more features and is easier to use than anything else available for the Atari. Easy for the beginner to use, it asks questions and remembers the answers. ESI WRITER is so sophisticated that it has many more features we don't even have room to mention! Works with ANY Atari.

- \* Reads any text file
- \* Built in Help screen
- \* Very fast!
- \* Works with ANY printer
- \* Instant top, bottom or text location without scrolling!
- \* Every printer feature
- \* DISK ONLY (Any Atari)
- \* Search and replace
- \* Block move text
- \* Page eject/start
- \* Set margins/lines etc.
- \* Full justification
- \* Print headers etc.
- \* Block delete etc.
- \* Change video color
- \* Over 50 pages of docs and tutorials

**TRUST US ON THIS ONE! YOU WILL LOVE IT!**  
Originally \$49.95      **LotsaBytes price \$24.95**

#### \* \* FREE BONUSES \* \*

If you purchase any 3 or more disks at a time you may choose any 1 of the following disks **FREE!!**

- a. The Atari XL TRANSLATOR DISK that enables XL owners to use most 400/800 software. **FREE!!**
- or --
- b. An all different AMS MUSIC disk with Player. **FREE!!**
- or --
- c. Your choice of one of the P.D. disks -- #1, #2, #3, #4, #5, #6, #7, #8, #9, or #10 (specify one) **FREE!!**

## GREAT GAMES!

### LotsaBytes Exclusives!

**SPACE GAMES:** Three games for one low price!. In **Aliens** you can't get them all and the pace keeps getting faster. When you do get rid of most of them, you are left in a space quadrant peppered with mines. Will you **Survive?** If you do, you must penetrate the alien's spaceship, survive a **Robot Attack**, and get back your stolen 'cloaking' device! Interested?

\$24.95 list

**LotsaBytes price: \$12.95**

**THE BEAN MACHINE** by Steve Robinson is an Award Winning Arcade game that will drive you crazy balancing a series of beams while trying to get all the beans to roll down, without touching, all the while avoiding 'strange creatures' who drop in to steal the beans. It's addicting!

\$24.95 list

**LotsaBytes price: \$12.95**

**DIGGERBONK**, another Award Winning game by Steve Robinson, challenges you to find your way through a continuously scrolling maze while avoiding some really strange creatures. Along the way you will need to Bonk some of them, but watch out for the bombs.

\$24.95 list

**LotsaBytes price: \$12.95**

**GUESS WHAT'S COMING TO DINNER** lets you try to maneuver a snake through 7 levels if you can keep it from starving or being electrocuted. Lots of surprises! One or two players.

\$24.95 list

**LotsaBytes price: \$12.95**

\* \* \* \*

#### CREATIVE LEARNING ADVENTURES

**Ages 4 to 10 — Disk only**

1. Hours of **educational** fun playing 3 exciting creative adventures with a friendly alien learning about our planet Earth. Hand/eye co-ordination, drawing, and music skills are emphasized.

\$24.95 list

**LotsaBytes price: \$12.95**

2. Four challenging learning games that are the favorites of our friendly alien. Helps your child to develop logical reasoning ability.

\$24.94 list

**LotsaBytes price: \$12.95**

3. These 3 Fun-Day learning games will help with intellectual development, hand/eye co-ordination, logic, spatial, and analytical abilities.

\$24.95 list

**LotsaBytes price: \$12.95**

Full 100% Replacement guarantee. Any disk found to be defective will be replaced free and we will also refund your return postage. All orders shipped by First Class U.S. Mail. Add \$1.95 shipping and handling for 1 to 5 disks. Add \$2.95 for 6 to 12 disks. California residents add 6% sales tax. Outside of U.S.A. and Canada add 15%. U.S. Funds only. We accept checks or Money Orders. Sorry, no COD or Charge Cards. Allow three weeks for personal checks to clear.

# LOTSABYTES

15445 Ventura Blvd., Suite 10G  
Sherman Oaks, CA 91413

Atari is the registered trademark of Atari, Corp.

## 1200 BAUD DIRECT CONNECT MODEM?

How can I get 1200 baud speed and upload/download capability with my Atari 1200XL and 835 direct connect modem? Are there plans for a 1200 baud direct connect modem?

Gary Johnson  
Lubbock, TX

*There is no way to convert a 300 baud modem to 1200 baud with software. As for future plans, look for Microbits Peripheral Products to release an inexpensive 1200 baud modem capable of plugging directly into your Atari and phone line. When? We'll have to wait and see.—ANTIC ED*

## DOING MACHINE WORK

Many of your recent programs were made only for disk. Why is this so, and could you please make games for cassette and disk?

Brandon Brooks  
North Tonawanda, NY

*We go to great lengths to assure that all our programs run on cassette as well as disk. In the case of some machine language submissions, the program was designed to run only on disk. For this reason, we prefer ML submissions to include a BASIC loader which will allow the program to use both storage devices. We don't always have time to devise such a loader ourselves.—ANTIC ED*

### STATEMENT OF OWNERSHIP, MANAGEMENT AND CIRCULATION

Title	ANTIC, The Atari Resource
Frequency of Issue	Monthly
# of Issues Annually	12
Annual Subscription Price	\$24.00
Mailing Address	524 Second St., San Francisco, CA 94107
Publisher	James Capparell
Owner	ANTIC Publishing Inc.
Total # of Copies Printed	134,583
Circulation Data (average per issue for preceding 12 months)	
Dealers and Vendors	76,957
Mail Subscription	23,181
Total Paid Circulation	100,139
Free Distribution	2,754
Total Distribution	102,910
Copies Not Distributed	1,334
Return From News Agents	30,339
Total	134,583

## DISABLED PROGRAMMERS

In the November issue, we ran a call for suggestions to simplify typing for disabled programmers, specifically seeking alternatives to commands where two keys must be pressed simultaneously, such as the [CONTROL] and cursor keys.

We'd like to thank those of you who quickly responded. We have passed along a machine language routine that filled the bill perfectly.

Several other suggestions involved hardware modification. One reader suggested installing foot pedals for the [CONTROL] and [SHIFT] keys. Another recommended installing lock keys, similar to the lock keys on typewriters. One reader uses a pair of flat, smooth sticks, bolted (hinged) together to form an "A". The unhinged ends have small, stick-on rubber feet to hit the keys.

Again, our thanks for the responses.—ANTIC ED

## COMPUTER-APPLIANCE INTERFACING

I wanted to let you know that there is someone out here who has built and uses the CAI described in *Antic*, April 1984.

My father uses an Atari 1200XL and a tone dial program I developed to simplify the extensive telephoning needed to run his bus tour organization. He uses the interface and Atari to make, dial and break the phone connection.

However, trying to track down the micro-relay recommended in the article wasn't easy—one company wanted upwards of \$10 per relay. Fortunately, the 1985 Radio Shack catalog contains an "Ultra-compact SPST Reed Relay with Low-Current Coils," for only \$1.49 (part number 275-232).

I bought joystick extension cord at Radio Shack (also new, \$3.99, instead of \$4.48 for the DE9S connector alone!), and wired it up.

My father and I both thank *Antic* for the article. All this proves that the Atari is more than just a game machine.

Robbin Lewis  
Pittsburgh, PA

## ADVENT X-5

If you're having trouble saving your game (November 1984) to cassette, change line 4005 to read:

```
4005 IF PEEK(195)=130 THEN TRAP
4010: I$='C.':GOTO L
```

Again, this is for cassette owners only!

## BINARY SEPTEMBER

Despite a few letters mentioning problems with binary load files in the September issue of *Antic*, (Olympic Dash, Price's Painter and Fader), these programs run as published.

But new XL computer owners should note: If you only have the dreaded DOS 3, we suggest you obtain DOS 2.0S from almost any of the Antic Public Domain disks. DOS 3 owners should keep in mind the problems of incompatibility with other DOS's. It's not difficult to transfer programs from DOS 2 to DOS 3, but it is difficult moving in the other direction.

## ADVENTURE ISLAND

There is a missing piece of data in the program "Adventure Island" on page 56 of our November 1984 issue. Line 837 should read:

```
B37 DATA CYBERNETIC TANK,999,0,6,50,
```

## EXPLORING THE XL

Here is a bug I found in "Exploring the XL," (*Antic*, June 1984). There was a misprinted inverse video zero. In line 230, what appears as inverse "Or" should instead read inverse "0r", replacing the capital O with a zero.

Peter Homann  
Victoria, Australia



**WHEN BATTERIES INCLUDED SET OUT TO  
DESIGN THE VERY BEST WORD PROCESSOR  
FOR ATARI® COMPUTERS...  
THEY FOUND THEY ALREADY HAD IT.**

**FOR  
COMMODORE  
AND ATARI**



- Features all standard word processing functions PLUS
- Full Screen Editing
  - Dual text windows with cut and paste between windows.
  - Video preview with scrolling, lets you see exactly what will be printed, *before* it is printed
  - Transfer text between documents – easily, simply
  - Horizontal scrolling – create wide documents with ease
  - Re-arrange words, phrases, sentences, paragraphs, and columns with just a few keystrokes
  - More than 40 different printer drivers – plus printer editor allows programming for any conceivable new printer
  - Easy to learn, easy to use

**WORKS WITH THE NEW ATARI  
B.I. 80 COLUMN DISPLAY  
ADAPTOR FOR XL SYSTEMS.**

Compatible with Atari 400, 800,  
600 XL, 800 XL, 1200 XL

# PAPER@CLIP

ATARI®

*Few word processors have allowed Atari users to tap the full resources of their computer until Atari Paper Clip...  
Atari Paper Clip is an extremely powerful, fully featured word processor that will allow your Atari  
to operate to the limits of its potential, with an ease of operation and speed you've never thought possible.*

**PAPER CLIP FOR ATARI® AND COMMODORE® OWNERS  
WHO WANT THE VERY BEST IN WORD PROCESSING.**

**BATTERIES INCLUDED**



**"The Energized Software Company!"**

FOR A FULL COLOR BROCHURE SEND A STAMPED SELF-ADDRESSED #10 ENVELOPE TO BATTERIES INCLUDED.

186 Queen St. West  
Toronto, Ontario,  
M5V 1Z1 Canada  
(416) 596-1405

17875 Sky Park North,  
Suite P, Irvine, California  
USA 92714

**T**he arrival of Synapse Software's six-part business applications series is an important event in Atari computer history. For the first time, there's a full line-up of compatible business applications available for the best eight-bit 64K computer.

Because the series was first supposed to be marketed directly by Atari, Inc., Synapse stopped development on their own word processor and made the other packages compatible with **AtariWriter**. There's some possibility Synapse might bring out the new word processor in 1985.

tutorial disk.

## NOT TRULY INTEGRATED

Having lavished all this praise on the Synapse series, we now come to some bad news. It's not fully integrated, not in the same sense as non-Atari programs like Lotus 1-2-3 or Appleworks.

For one thing, the same set of commands isn't consistent throughout all programs.

More importantly, transferring information between programs is fairly laborious. The steps you have to go through are somewhat similar to the process of moving a picture file into a printer dump utility.

is tedious and requires nitpicking attention to detail.

Quality of the different Synapse programs ranges from superb to so-what?—we will now examine each package on its own.

## SYNCALC

SynCalc may well be the best spreadsheet available for the Atari. According to **Antic** contributing editor Ken Harms (whose day job is Vice President for Finance and Administration of the American Cancer Society, California Division), SynCalc is easier and more versatile than VisiCalc. Its files are even compatible with VisiCalc.

# SYNTEG

by MICHAEL CIRAOLO  
**Antic** Staff Writer

The Synapse series consists of: spreadsheet **SynCalc** (\$79.95), database manager **SynFile+** (\$79.95), graphing/statistics combination **SynTrend** (\$79.95), investment portfolio manager **SynStock** (\$59.95), desktop calendar **SynChron** (\$39.95) and modem software **SynComm** (\$39.95). Each of these applications requires 48K memory and a disk drive.

All the products are exceptionally easy to use. Your [OPTION] and [SELECT] keys call up pop-up menus, so you don't need to memorize a lot of command codes. The manuals are outstanding, just about the best documentation ever written for Atari software. SynFile+ even comes with a

DIF—Data Interchange Format—is the link between SynCalc, SynFile+, SynTrend, SynStock . . . and AtariWriter. (SynChron and SynComm don't really need to be file-compatible with anything else.)

DIF formats files for listing to disk so they can then be called up for insertion into another program. Thus, you can create a DIF file for a column of data from SynCalc, save it to disk, and then call up that file for use in SynTrend.

The shortcoming is that to use DIF, you must specify and name each column being moved. You cannot simply lift a block of data from one program and put it into another. Handling data one column at a time

SynCalc provides colorful pop-up menus for entering, editing, and manipulating data. The spreadsheet can be up to 128 columns across and 256 rows down. It automatically recalculates every relevant formula and number whenever you change an entry for a "what if" analysis. You can easily change or copy labels, formulae and data in any row or column.

Unlike VisiCalc, this spreadsheet allows you to widen any column that's too narrow for what you want to put inside it. Rows, columns and ranges of data can be added, averaged, sorted and subjected to trigonometric, logarithmic, financial and statistical calculations. Of course, data can be also saved to disk or printed out.

## SYNFILE+

SynFile+ is a database/filing system featuring pop-up menus, easy template creation and editing, with excellent utilization of the Atari's hardware. The documentation and tutorial disk are as good as they come. As a bonus, the program also accepts files from Synapse's earlier FileManager 800+.

SynFile+ will support any Atari-compatible disk drive (single, double, or Atari "dual" densities). The program supports a printer, up to four disk drives, the Axlon 128K Ram-power card or up to three Mosaic 64K cards. Adding these cards will expand

You can sort or search as many as 16 fields at a time, for a total of 255 characters. SynFile+ allows you to search for wild cards too.

Searches and sorts can take up to one hour to run. The overall amount of data and records you can store depends on the size of the index (field which is being sorted—such as Last Name) and the amount of memory your Atari has available.

It takes a few keystrokes to use SynFile+. Between the menu and the screen-top status line, you always know where you are in the program. Use various menus to create files, edit formats, create templates, and sort.

duce these reports, because Data Perfect's documentation is among the worst on the planet.

Synapse claims there was not sufficient memory space available to overcome these SynFile+ constraints. But there are currently no concrete plans to produce a SynReport program which would make SynFile+ far more useful in professional applications.

## SYNTREND

The SynTrend package actually includes two program disks. SynGraph produces color graphs, while SynStat handles statistical calculations.

# RATED SOFTWARE

the flexibility and speed of the program, which is written in Forth with machine language subroutines.

To create a form for, say, inventory control, you can use a letters-and-numbers field to describe an item. Fields of dollars, dates and running totals will help keep track of prices and orders. SynFile+ also provides computed and conditional fields; this means you can automatically calculate results from data, enter predetermined data or find improper entries.

SynFile+ holds as many as 66 fields per record. Size limit of the template (format) for entering data is 21 lines of 80 characters each. Field names may be up to 31 characters long. You can use up to 16 disks per file.

## WANTED NOW: SYNREPORT

Unfortunately, SynFile+ has only limited report writing capabilities. This is a major shortcoming that limits the product's overall usefulness in business.

If you use the database without a printer—exclusively for displaying information on the screen—you'll have no problem using SynFile+. However, SynFile+ is unable to print page headers or footers. Even more significantly, you cannot edit data for reports.

In contrast, LJK's Data Perfect offers extensive options for creating printed reports, although it takes grim persistence and detailwork to actually pro-

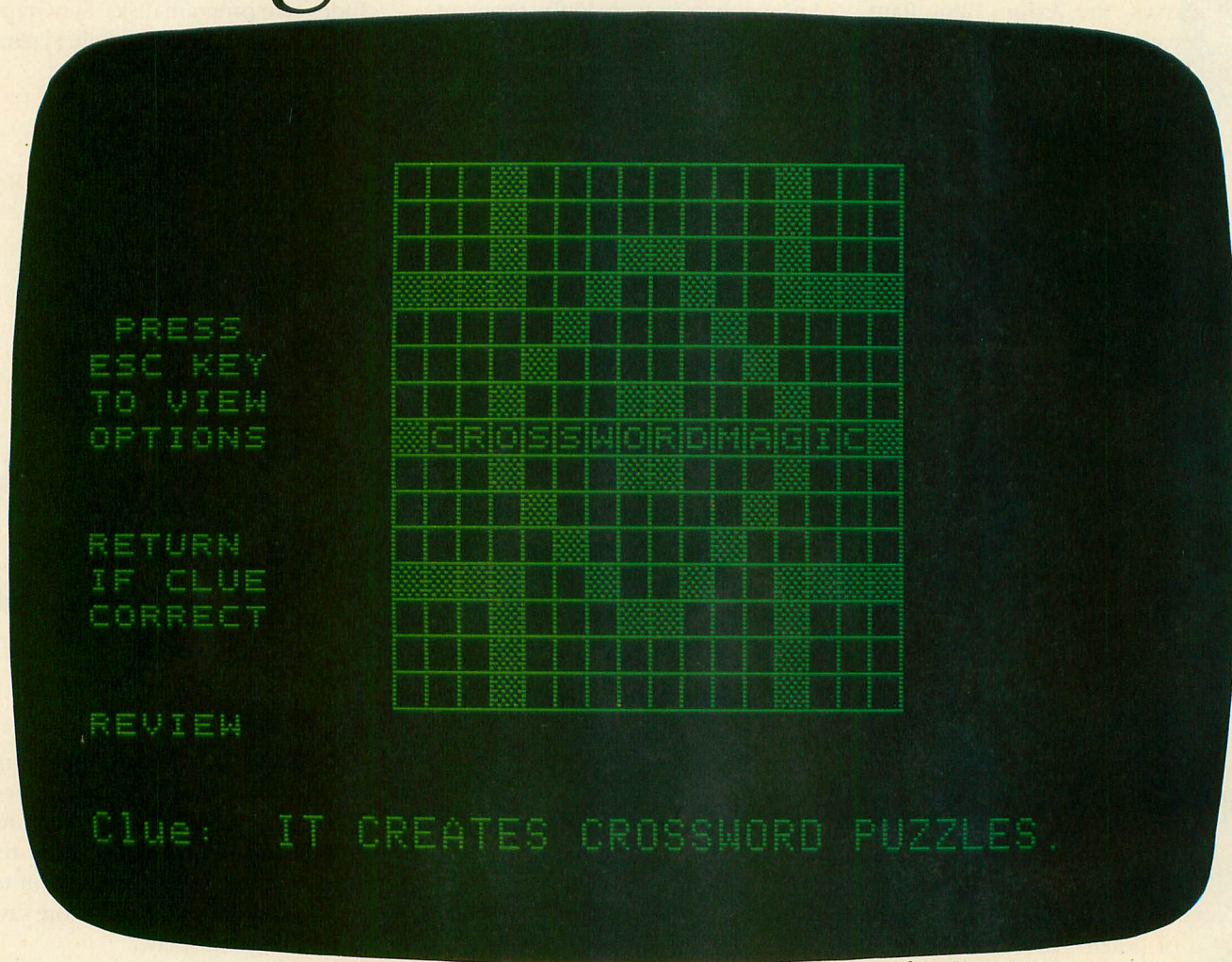
A SynGraph chart can display up to three factors. You have your choice of line and bar graphs, scatter plots and pie charts. Graphs are easily rescaled and labelled, allowing you to view data in multiple ways before saving or using a display.

Creating graphics is easy. Each menu screen used to produce a graph is clear and concise, and the instruction manual is well written and designed.

SynStat, like SynGraph, can accept data from direct entry or from any other software in this series. Once you enter a field of data you can choose to analyze it in either descriptive or regression format. Yes, prior knowl-

continued on page 17

# Only one program lets you create your own crossword, instead of filling in someone else's.



Crossword Magic is just like the crossword puzzles you see in the newspaper. It has the same crossword format. And the same crossword clues.

Yet, it's totally unique. (After all, does it make sense to spend \$49.99 for something you get in your newspaper for a few cents?)

Here's the twist.

Crossword Magic lets you create your own puzzles from scratch. Not only is this fun, but it's also educational. You can use it to test yourself and others on any subject. For example, will they remember that a "protozoan with pseudopodia" is an amoeba?

Now *that's* worth \$49.99.

## Crossword Magic from Mindscape



Mindscape, Inc., 3444 Dundee Road, Northbrook, IL 60062. For more information, call 1-800-221-9884. In Illinois: 1-800-942-7315. Price listed is manufacturer's suggested retail price.





## SYNTEGRATED SOFTWARE

continued from page 15

edge of statistics is recommended.

In the descriptive form, you can get the average, standard deviation, variance, standard error, range, minimum and maximum for a set of data. You can also print out the results.

If you are examining the relationship between two sets of data—such as Antic sales and Atari prices—you will find the regression analysis feature a powerful tool. It allows you to measure the correlation between different data sets using multiple regression, residual analysis, and analysis of variance. The main regression screen displays the standard error and R-squared value for a regression run.

## SYNSTOCK

SynStock is for people who trade, analyze, or just follow stocks. The program requires a BASIC cartridge and combines spreadsheet, graphics and statistical functions.

SynStock follows as many as 50 stocks through 300 days of quotes (more than a year of actual trading days). If you have a modem, use the program to access CompuServe and download stock quotes. Or you can enter data from the newspaper. You can then display updated files in graphs, and perform moving average and oscillator analyses on the quotes.

You can print your portfolio and any of the graphs you've generated if you have a C.Itoh 8510A, NEC 8023, Star Gemini, or any Epson with Graph-Trak. (Other printers may also work, but these are specifically supported. SynGraph also supports these printers.)

## SYNCHRON

SynChron is an excellent desktop calendar program. You start by choosing two years for entries. One screen shows the year with months. Select the month and a new screen shows the month by days. A final selection allows you to enter up to 3,000 characters in each day's log.

You can designate words for future searches; for instance, you can tag deadlines, holidays, or birthdays and see a list of those dates and entries. The list can then be printed out.

SynChron is used by some as a

diary because you can enter so much text in each date, and because there is a password protection scheme.

SynChron has excellent ease of use and plenty of bells and whistles. But how many people really need a \$39.95 program that very elegantly does something which can also be done by a \$10 appointment calendar or diary?

## SYNCOMM

SynComm is a telecommunications program for 300 or 1200 baud modems, allowing transmission of blocks of text, receipt and saving of incoming text, and standard modem dialing commands. This means SynComm is well-suited for use with bulletin board systems where you upload or download files.

SynComm's fancy extra is the fine scrolling display of incoming text. Unlike most programs on the market, SynComm moves up lines onscreen so smoothly that your eyes easily read without interruption.

As you'd expect from any modem software, you can configure SynComm to suit your communication and terminal needs, such as setting full/half duplex and x-modem protocol, parameters for the 850 interface, parity and linefeeds.

Commands are simple yet do not require memorizing the elaborate mnemonic schemes used by some modem software.

## SUMMING UP

This new Synapse compatible applications software makes your Atari a more serious and versatile business computer than ever before. If you choose to buy a set, there are special prices available for user groups and members of the CompuServe Atari special interest group. SynCalc, SynFile and SynTrend can be purchased for \$59 each or all three for \$150. The other three programs may be obtained for \$34 apiece or all three for \$90. Synapse will provide back-up disks for \$20 with valid registration.

Synapse Software  
5221 Central Ave. #200  
Richmond, CA 94804  
(415) 527-7751

*Affordable Memory*

**FACTORY DIRECT SPECIAL!**

AXLON

**RAMPOWER**

PLUG-COMPATIBLE MEMORY

THE DISK EMULATOR

**128K** RAMPOWER FOR ATARI 800 **\$299<sup>00</sup>**


Special "Combo-pack" - 128K/32K COMPATIBLE WITH SynFile™ AND SynCalc™ OF SYNAPSE SOFTWARE CORP. **\$325<sup>00</sup>**

**48K** RAMPOWER FOR ATARI 400 **\$79<sup>95</sup>**

**32K** RAMPOWER FOR ATARI 400 OR 800 **\$49<sup>95</sup>**

COMPATIBLE WITH 128K RAMPOWER

ALLOW 3 to 4 WEEKS DELIVERY


  

1287 Lawrence Station Road  
Sunnyvale, CA 94089

QTY		TOTAL \$
_____	128K RAMPOWER @ 299.00	\$ _____
_____	COMBO-PACK 128K/32K @ 325.00	\$ _____
_____	48K RAMPOWER @ 79.95	\$ _____
_____	32K RAMPOWER @ 49.95	\$ _____
	(CA RESIDENTS ADD SALES TAX)	\$ _____
	ADD SHIPPING + HANDLING	\$ 5.00
	<b>TOTAL \$</b>	<b>\$ _____</b>


ENCLOSED IS MY:  
Check/Money Order No. \_\_\_\_\_  
VISA/Master Charge No. \_\_\_\_\_ Exp. Date \_\_\_\_\_  
Name \_\_\_\_\_  
Address \_\_\_\_\_  
City \_\_\_\_\_ State \_\_\_\_\_ Zip \_\_\_\_\_  
Signature \_\_\_\_\_ Date \_\_\_\_\_

**CALL NOW TO ORDER**  
**(408)**  
**747-1900**



by JIM SKINNER

# HOME LOAN ANALYZER



For the first time ever, a former Atari Program Exchange product is being reprinted in *Antic*. Home Loan Analysis won first prize in the APX summer 1983 contest. The menu-driven BASIC program makes it easy to track your mortgage or car payment status—runs on all Atari computers with 24K disk or 16K cassette.

**T**he Home Loan Analysis program swiftly and easily calculates everything you'd need to know about a home mortgage—or about virtually any long term loan such as automobile payments.

You can find out:

- What your monthly payments will be.
- How much each payment reduces the amount you owe.
- How much interest you have paid.
- How much you can afford to borrow.
- Which loan source gives you the best deal.
- What is the current value of your property.

The program also calculates appreciation rate and amortization schedule. All results can be printed out or displayed on the screen.

The information you will need to enter into the program is: interest rate, original purchase price, down payment, balloon payment, time length of the loan. It's also helpful, though not necessary, to know when the first payment was made and a recent appraised value. Home Loan Analysis does not calculate the tax and insurance that are part of your monthly payments.

## STARTING OUT

Type in the program, checking each line with **TYPO II**, and **SAVE** a copy before you **RUN** it. When the title screen has finished loading, press **[START]** to move to the main menu

screen. You will see:

```
Purchase Price . . . . . 25000
Down Payment . . . . . 2500
Interest Rate . . . . . 11.9
Balloon Payment . . . . = > 0
Length of Loan in Years . . . 10
Monthly Payment . . . . . 321.51
Year of First Payment . . . . 1980
Month of First Payment . . . 1
Amortization Year . . . . . 1994
```

## Calculate Amortization Schedule

```
Appraised Value . . . . . 55000
Appraised Year . . . . . 1980
Appreciation Rate . . . . . 6.36
Resale Value . . . . . 90000
Resale Year . . . . . 1990
```

## Print This Information Print

```
OPTION = up      SELECT = down
START = compute
Type a number and then press
RETURN
```

Home Loan Analysis comes with pre-set values. You change these to your own figures by following the prompts in the box at the bottom of the screen. Only typed-in numbers and decimal point will be recognized by the program.

**[OPTION]** moves the blinking cursor arrow up and **[SELECT]** moves the cursor down. Enter all the factors you want to change, pressing **[RETURN]** after each entry. Then move the blinking arrow next to one of the values you want to have calculated and press **[START]**.

For example, the program can calculate Monthly Payment and Appreciation Rate. But if you enter your own Monthly Payment, the program can calculate maximum purchase price with your specified Down Payment, Balloon Payment and Interest Rate.

If you don't know your Year or Month of First Payment, just type **[1]** on those menu lines.

You can get a 12-month Amortization Table that shows you how much


of each payment goes to reduce the loan, how much pays interest, and what the remaining balance is each month. Type in a year on the Amortization Year line, move the blinking arrow down to Calculate Amortization Schedule and press **[START]**.

Any 40 or 80 column printer can be used to give you a printout. Press **[START]** when the blinking arrow points to Print This Information.

## SAMPLE USE


Here's an example of how the program would work: Suppose you're considering buying a \$75,000 house with \$6,000 down payment, at 15% interest for 30 years. Type these four numbers on the appropriate lines, pressing **[RETURN]** after each entry. Then press **[START]**. The correct monthly payment will be calculated as \$872.47.

To see what the change would be if you got a 13% loan, type **[1] [3]** on the Interest Rate line and press **[START]**. Monthly Payment will be recalculated to \$763.28.



*Jim Skinner lives in Orlando, Florida where he has 10 years of mainframe computer experience with AT&T Information Systems. He's been writing Atari programs since 1981.*





**ABBY'S CARRIES A FULL SELECTION  
OF SOFTWARE FOR YOUR ATARI.  
CALL FOR CURRENT PRICES.  
ASK FOR FREE CATALOG.**

**SPINNAKER**  
We make learning fun.

- |   |          |
|---|----------|
| Trains (D) .....                              | \$29     |
| Fraction Fever (R) .....                      | \$26     |
| Up For Grabs (R) .....                        | \$29     |
| Snooper Troops                                |          |
| I, II (D) .....                               | ea. \$29 |
| Facemaker (R) .....                           | \$26     |
| Jukebox (R) .....                             | \$29     |
| In Search of The Most Amazing Thing (D) ..... | \$29     |
| Aerobics (D) .....                            | \$33     |



**ALL OTHER TITLES AVAILABLE. CALL FOR PRICE.  
ASK ABOUT SPINNAKER'S TRILLIUM, FISHER-PRICE,  
AND WYNDHAM CLASSICS TITLES.**

**INFOCOM**

**DON'T PANIC!  
ALL INFOCOM TITLES ARE  
AVAILABLE FROM ABBY'S.  
CALL FOR PRICES.**



- |  |          |
|--|----------|
| Hitchhiker's Guide to the Galaxy (D) ..... | CALL     |
| Zork I, II, III (D) .....                  | ea. \$29 |
| Cutthroats (D) .....                       | \$35     |
| Sea Stalker (D) .....                      | \$35     |
| Star Cross (D) .....                       | \$35     |

**EPYX**  
Strategy Games for the Action-Game Player

- |  |      |
|--|------|
| Temple of Apshai (D) (C) .....           | \$29 |
| Curse of Ra (D) (C) .....                | \$17 |
| Dragonriders of Pern (D) .....           | \$29 |
| Gateway to Apshai (R) .....              | \$29 |
| Jumpman (D) (C) .....                    | \$29 |
| Jumpman Jr. (R) .....                    | \$29 |
| Pitstop (R) .....                        | \$29 |
| Pitstop II (R) .....                     | \$29 |
| World's Greatest Baseball Game (D) ..... | \$29 |

**CALL FOR INFO AND PRICES ON OTHER EPYX TITLES.**

**We Stock A Complete Line of  
Software From Other Fine Makers**

**ACCESS DATASOFT**

- |                              |      |                            |      |
|------------------------------|------|----------------------------|------|
| Raid Over Moscow (D) .....   | \$27 | Bruce Lee (C & D) .....    | \$25 |
| Scrolls of Abaddon (D) ..... | \$27 | Zaxxon (D) (C) .....       | \$29 |
| Beachhead (D) .....          | \$27 | Dallas Quest (C & D) ..... | \$25 |

# DISCOUNT SOFTWARE

## ELECTRONIC ARTS

- |                            |      |                                      |      |
|----------------------------|------|--------------------------------------|------|
| Archon (D) .....           | \$29 | Pinball Construction Set (D) .....   | \$29 |
| Archon II: Adept (D) ..... | CALL | The Realm of Impossibility (D) ..... | \$29 |
| One On One (D) .....       | \$29 | Seven Cities of Gold (D) .....       | \$29 |

**BUY 2 ELECTRONIC ARTS TITLES AND GET  
ONE FREE FROM THE MANUFACTURER!**

## MICROPROSE

- |                                 |      |
|---------------------------------|------|
| F-15 Strike Eagle (D) (C) ..... | \$27 |
| Hellcat Ace (D) (C) .....       | \$24 |
| Mig Alley Ace (D) (C) .....     | \$27 |
| NATO Commander (D) (C) .....    | \$27 |
| Solo Flight (D) (C) .....       | \$27 |

## SSI

- |                             |      |
|-----------------------------|------|
| Battle Normandy (D) .....   | \$28 |
| Broadsides (D) .....        | \$28 |
| Carrier Force (D) .....     | \$43 |
| Combat Leader (D) (C) ..... | \$28 |
| Questron (D) .....          | \$47 |
| War in Russia (D) .....     | \$54 |

## SUBLOGIC

- |                               |      |
|-------------------------------|------|
| Flight Simulator II (D) ..... | \$39 |
|-------------------------------|------|

## OSS

- |                    |      |
|--------------------|------|
| Basic XL (R) ..... | \$70 |
|--------------------|------|

## RESTON

- |                       |      |
|-----------------------|------|
| Movie Maker (R) ..... | \$39 |
|-----------------------|------|

## CBS


- |                               |      |
|-------------------------------|------|
| Murder By The Dozen (R) ..... | \$27 |
|-------------------------------|------|

## SYNAPSE

- |                    |      |
|--------------------|------|
| Syncalc (D) .....  | \$45 |
| Syntrend (D) ..... | \$45 |
| Synfile (D) .....  | \$45 |
| Syncom (D) .....   | \$45 |

**SAVE ON ATARI TITLES**

- |                                     |      |
|-------------------------------------|------|
| Microsoft Basic II<br>(D & R) ..... | \$45 |
| Atariwriter (R) .....               | \$35 |
| Assembler Editor (R) .....          | \$25 |
| Macro Assembler (D) .....           | \$25 |
| Home Filing Manager (D) .....       | \$25 |
| Visicalc (D) .....                  | \$55 |
| Pilot (R) .....                     | \$69 |
| Logo (R) .....                      | \$65 |



**CALL FOR PRICE ON OTHER ATARI TITLES.**

## ATARI HARDWARE

- |   |       |
|---|-------|
| Atari 800 XL .....                      | \$179 |
| Atari 1050 Disk Drive .....             | \$234 |
| Atari Touch Tablet .....                | \$ 45 |
| Light Pen .....                         | \$ 45 |
| Atari 1020 Color Printer/Plotter .....  | \$ 69 |
| Atari 1025 Dot Matrix Printer .....     | \$200 |
| Atari 1027 Letter Quality Printer ..... | \$259 |
| Atari 1030 Modem .....                  | \$ 55 |

**WE ALSO CARRY UDS, SIGNALMAN**

## PRINTERS

- |                            |       |
|----------------------------|-------|
| Gemini 10X (120 CPS) ..... | \$255 |
| Gemini 15X (120 CPS) ..... | \$369 |
| Delta 10 (160 CPS) .....   | \$339 |

- |                          |          |
|--------------------------|----------|
| Delta 15 (160 CPS) ..... | \$455    |
| Radix 10 (200 CPS) ..... | \$515    |
| Radix 15 (200 CPS) ..... | \$599    |
| Epson RX-80 .....        | \$229    |
| NEC 8027 .....           | CALL     |
| Okimate 10 .....         | CALL     |
| MPP 1150 Interface ..... | \$ 79    |
| Print Wheels .....       | ea. \$ 5 |

## ACCESSORIES

- |  |            |
|--|------------|
| MPP-1000C Modem .....                            | \$120      |
| MPP MicroRam (64K Expansion<br>for 600 XL) ..... | \$110      |
| Wico Joysticks .....                             | From \$ 17 |
| Pointmaster Joystick .....                       | \$ 8       |

**TURN YOUR ATARI INTO A FERRARI  
THE INCREDIBLE INDUS GT DISK DRIVE INCLUDES:**

- SSDD
- WORD PROCESSOR
- DATA BASE
- SPREAD SHEET



**ALL FOR AN INCREDIBLE \$299**

AD #ANT 2-5

(C) CASSETTE TAPE (D) DISK (R) ROM CARTRIDGE

AD #ANT 2-5

**CALL TOLL FREE**

**Order Line 1-800-282-0333**

**M-F 10 a.m.-8 p.m. Eastern Time**

**Customer Service 1-513-879-9699**

**610 Middle Street, Fairborn, OH 45324**





**Prepaid orders over \$30 receive free shipping, UPS, continental US. No waiting period when paid by credit card, certified check, or money order. Add \$2 shipping and handling on orders under \$30. Add \$5 for COD orders. Hardware requires additional freight charges. Ohio residents add 5.5% sales tax. All items subject to availability and price change.**



**PLEASE CITE AD NUMBER WHEN ORDERING.**

# TAKE ANY 2 FOR \$4.95 EACH


when you join the Columbia Software Club and agree to buy 4 selections at regular Club prices in the next 2 years



**0040022**  
**Addition/Subtraction**  
**0041012**  
**Multiplication/Division**  
Both available for C-64, Atari H.C. and Apple: disk.



**8035022**  
**Zaxxon**  
Adam, C-64: cart; Atari H.C.: disk and cart; Apple: disk.



**8172052**  
**Master Type**  
C-64, Atari H.C.: disk and cart; Apple: disk.




**8230052**  
**Run For The Money**  
C-64, Atari H.C. and Apple: disk.




**8122062**  
**Pitfall II**  
Adam, Atari H.C.: cart; C-64: disk and cart.




**8100022**  
**Chopflifter**  
C-64, Atari H.C.: disk and cart; Apple: disk.



**0044082**  
**Murder By The Dozen**  
C-64, Apple: disk.




**8123052**  
**Bruce Lee**  
C-64, Atari H.C. and Apple: disk.



**8216032**  
**Seastalker**  
C-64, Atari H.C. and Apple: disk.



**8101012**  
**Lode Runner**  
C-64, Atari H.C.: disk and cart; Apple: disk.



**8090042**  
**River Raid**  
C-64: disk and cart; Atari H.C., Adam: cart.



**8105072**  
**Zork II**  
Atari H.C. and Apple: disk.



**8150012**  
**Summer Games**  
C-64, Atari H.C. and Apple: disk.



**8149052**  
**WarGames**  
Adam: cart.



**8102002**  
**Temple of Apshai**  
C-64, Atari H.C. and Apple: disk.



**8215042**  
**Beach-Head**  
C-64, Atari H.C.: disk.



**8103092**  
**Pitstop**  
C-64, Atari H.C.: cart.



**8229082**  
**Pitstop II**  
C-64, Atari H.C. and Apple: disk.

Here's a great selection of sensational software for every member of the family—at super savings! You've seen these software selections in stores anywhere from \$19.95 and up—yet, now, you can have any two for the fantastic low price of only \$4.95 each! That's our way of introducing you to the Columbia Software Club—a brand-new service that delivers the best software for Atari® Home Computers, Apple® Commodore 64™ and Adam™ systems.

**How the Club works:** about every 6 weeks (up to 9 times a year) you will receive the Columbia Software Club Magazine. In it you'll find out about an exciting variety of the newest software available: simple shoot-em-up adventures, more challenging strategy software, learning software to help the entire family acquire new skills—how to type, master basic math, budget your finances, and much more.

In addition, each issue of the magazine announces the "Pick-Hit Selection"—an outstanding software selection specifically for your system. If you want only this Selection, you need do nothing—it will be sent to you automatically. If you want one of the alternate selections—or nothing at all—just tell us so on the response

card always provided, and mail it by the date indicated. You'll always have ten days to make your decision. If you ever receive a selection without having had ten days to decide, you may return it at our expense.

The selections you order will be mailed and billed at regular Club prices—which currently begin at \$24.95 and are less than list prices! (A shipping/handling charge and applicable sales tax is added.) Remember, you don't have to buy a selection every time you hear from us—your only membership obligation is to purchase four selections, at regular Club prices, in the coming two years. And you may cancel membership at any time after doing so. If you decide to continue, you'll be eligible for our generous money-saving bonus plan.

**10-Day Free Trial:** we'll send you complete details of the Club's operation with your introductory selections. If you are not satisfied for any reason whatsoever, just return everything within 10 days for a full refund and you will have no further obligation. So act now!

All applications subject to review, and the Columbia Software Club reserves the right to reject any application or cancel any membership.

ATARI® is a registered trademark of Atari, Inc.—APPLE® is a registered trademark of Apple Computer, Inc.—ADAM™ is a trademark of Coleco Industries, Inc.—COMMODORE 64™ is a trademark of Commodore Electronics, Ltd.—BRUCE LEE™ is a trademark of Linda Lee—ZAXXON™ is a trademark of Sega Enterprises, Inc.

COLUMBIA SOFTWARE CLUB, Dept 2RG 102  
3000 North 35th Street, Terre Haute, Indiana 47811

Please accept my application under the terms outlined in this advertisement—and send me the 2 selections indicated below, for which I am enclosing check or money order for \$9.90 (that's \$4.95 for each selection). I agree to buy 4 more selections at regular Club prices in the next 2 years.

Write in numbers of the 2 selections you want

Send my selections for the following system (check one system only):

- ATARI® HOME COMPUTERS 2  APPLE® 3  
 COMMODORE 64™ 4  ADAM™ 5 (cartridges only)

If you have selected Atari Home Computer or Commodore 64 software—be sure to check the type of format you prefer (check one format only):

- CARTRIDGE A  DISK H

Name (please print) \_\_\_\_\_ First Name \_\_\_\_\_ Initial \_\_\_\_\_ Last Name \_\_\_\_\_  
Address \_\_\_\_\_ Apt. \_\_\_\_\_

City/State \_\_\_\_\_ Zip \_\_\_\_\_  
Do you have a telephone? (check one)  Yes  No

Parent's Signature \_\_\_\_\_  
if under 18 \_\_\_\_\_

Offer not available: APO, FPO, Alaska, Canada, Hawaii, Puerto Rico  
**WANT THIS CHARGED TO YOUR CREDIT CARD?** Fill in information below, we'll charge the \$9.90 and future shipments to your credit card—and credit your account with any returns.

American Express  VISA  MasterCard \_\_\_\_\_  
Interbank No. \_\_\_\_\_

Credit Card No. in full \_\_\_\_\_ Expiration date \_\_\_\_\_

Signature \_\_\_\_\_ 103

*Your Atari with 48K and disk can now take over the unpleasant duty of preparing annual income tax returns. This template (spreadsheet model) requires SynCalc software—and a working knowledge of the program. A printer is optional.*

**A** spreadsheet is a perfect tool for preparing your own income tax returns—or picking up some extra money by preparing other people's returns.

Until 1984, the only spreadsheet available for the Atari was an early version of **VisiCalc** that lacks the IF command—which means it can't really do professional-level income tax

preparation.

But now for less than \$69.95, Synapse Software's state-of-the-art **SynCalc** gives Atari users a spreadsheet that's about 98 percent as quick and powerful as the \$495 Lotus 1-2-3 program I use at my office on a \$4,000 IBM PC system.

And SynCalc is a lot easier to learn—count on 40 hours to get the hang of Lotus 1-2-3. But even if you've never used a spreadsheet before, you should be able to work through the SynCalc manual tutorial in a few hours and understand the program well enough to operate this spreadsheet tax template.


The template does all necessary math for calculating Federal personal

income taxes on the 1040 Long Form. Naturally, the template recalculates all changes with ease, so you can check out alternative tax reduction strategies to your heart's content. Sorry, but a spreadsheet cannot explain our tax laws or suggest deductions.

## **GETTING STARTED**

You will need the 1984 IRS tax instructions and the various 1040 forms close by your side when you use the templates. And please examine the completed results with great care—If you have any doubts about the accuracy of what the spreadsheet tells you, get advice from a tax professional. Computer entry mistakes and even programmer errors have

# Income Tax



LINDA TAPSCOTT

been known to occur. So Antic Publishing and the author disclaim responsibility for any mistakes that might be made in your tax payments as a result of using this template.

As you start working with the template you will quickly notice that it says 1983. Unfortunately, as I write this (around Halloween) the 1984 IRS forms haven't been released yet.

But if you enter the template as it stands, you can test it out on the 1983 forms you filed last year. **Antic** will publish the 1984 updates as soon as the IRS comes through—certainly in plenty of time for the April 15 filing deadline.

And I don't expect the 1984 changes to require a great deal of template retyping.

### 6 FORMS INCLUDED

This template is narrow but quite long. It consists of some 240 rows arranged in four columns.

The template starts with main Form 1040. Then below it are Tax Tables X, Y, & Z, Schedule A (Itemized Expenses), Schedule B (Interest & Dividends), Form 2441 (Child Care Deduction), and Schedule G (Income Averaging).

All these fit on one spreadsheet, so the totals from any calculation—for instance, income averaging—are

automatically included in the 1040 "Tax Due" line.

You don't have to type in any schedules or forms that you don't actually need—the 1040 will still work. If you type in sections you later decide not to use, just leave them blank.

Six additional schedules or forms are available on disk. These include: Schedule W (Working Married Couple Deduction), Schedule C (Business Income & Expense), Schedule SE (Self Employment Tax), Form 2106 (Employee Business Expenses), Schedule D (Capital Gains), and Schedule E (Rents & Royalties).

In fact, to make everything easier,

continued on page 25



# x Spreadsheet

By K. W. HARMS

# Turn your Atari into a Ferrari.

Introducing the all-new 1984 Indus GT™ disk drive. The most advanced, most complete, most handsome disk drive in the world.

A flick of its "Power" switch can turn your Atari into a Ferrari.

## **Looks like a Ferrari.**

The Indus GT is only 2.65" high. But under its front-loading front end is slimline engineering with a distinctive European-Gran flair.

Touch its LED-lit CommandPost™ function control AccuTouch™ buttons. Marvel at how responsive it makes every Atari home computer.

## **Drives like a Rolls.**

Nestled into its soundproofed chassis is the quietest and most powerful disk drive power system money can buy. At top speed, it's virtually unhearable. Whisper quiet.

Flat out, the GT will drive your Atari track-to-track 0-39 in less than one second. And when you shift into SynchroMesh DataTransfer™ you'll increase your Atari's baud rate an incredible 400%. (Faster than any other Atari system drive.)

And, included as standard equipment, each comes with the exclusive GT DrivingSystem™ of

software programs. World-class word processing is a breeze with the GT Estate WordProcessor™. And your dealer will describe the two additional programs that allow GT owners to accelerate their computer driving skills.

Also, the 1984 Indus GT is covered with the GT PortaCase™. A stylish case that conveniently doubles as a 80-disk storage file.

## **Parks like a Beetle.**

The GT's small, sleek, condensed size makes it easy to park.

So see and test drive the incredible new 1984 Indus GT at your nearest computer dealer soon.

The drive will be well worth it.



**INDUS™**

## **The all-new 1984 Indus GT Disk Drive.**

*The most advanced, most handsome disk drive in the world.*





the **Antic** disk contains all 12 forms above — complete with any necessary 1984 updates. (The 1984 information will be available by the time this gets into print.) See the nearby order blank.

Oh yes, this tax template disk is deductible!

## FORMAT SETTINGS

However, if you're typing in the template, let's get started. Load up your SynCalc and format a blank disk for data. [OPTION] and LOAD/SAVE gets you to the disk FORMAT command.

Before typing anything, set all column widths to seven except column E—which should be set to nine. Set the GLOBAL FORMAT to PRECISION 0, COMMA (these get rid of pennies and insert commas). To speed up data entry, issue the command GLOBAL RECALCULATE MANUAL. Also set calculation to ROWS.

To simplify entering the template, I've placed all labels in columns A and B. All figures and calculations are in columns D and E. (Column C holds text overflow.)

While entering titles in columns A and B, set FORMAT JUSTIFY LEFT. When entering the numbers and formulas in columns D and E, set FORMAT JUSTIFY RIGHT.

I'd suggest starting to type at cell A1 and working down column A using SynCalc's automatic cursor movement. Then go to the next column and enter the titles (some titles appear in column A on other forms).

If a title extends past its column, just type it in—SynCalc's overflow feature handles the long material automatically! (But you do have to erase each overflow cell manually, if you move the title.)

Reading from the left, each Template Section starts with the SynCalc row number. (Don't type in these row numbers.) Then comes the tax form line number. You MUST enter all numbers and formulas in the cells shown—otherwise the template just won't work. However, titles can be changed if you wish.

**A memory conservation tip:** SynCalc uses 16 bytes to store every number. Text entries take only four bytes plus one byte per character. So, unless you will use a number in a calculation, make it a text entry. On the 1040, for instance, all those form line numbers should be text (start each entry with a quote).

## FILLING THE BLANKS

The next step is to enter all the zeros and FORMAT \$ the indicated cells. The zeros "hold open" the cells for formulae and values that will come later. All the zeros are in columns D and E. As you enter them you'll probably want to use this undocumented tip—the command /K toggles automatic cursor movement on and off!

Now that the template format is set up, type in Listing 1 to enter each cell formula and the remaining titles. The listing shows each cell address followed by the entry. Do not type a cell address (such as E169) in the first three or four spaces at left. Instead, go to that cell and type in the formula. You'll be typing over the space-holding zeros you entered earlier. A formula element like E179 is not text—type it as +E179 so that SynCalc will consider it a numeric.

The six Template Sections all fit on one spreadsheet—but just barely (19K of 21K available memory). So you may have to save off the file and reload it to free up unused memory. SynCalc's housekeeping table gets added onto for each cell used. SAVE/LOAD does the garbage collection to delete unused entries.

The total cells are FORMAT \$ for looks and clarity. I also recommend putting a protection on every formula. Use the FORMAT OVERRIDE command. This will prevent writing over the formulae during data entry.

## SHORTCUTS

Statement E68 likely won't fit if you type spaces between words—eliminate the spaces. This formula uses SynCalc's absolute address braces [ ] to let advanced users COPY it to cells E71 through E75 and patch up the table references (there wasn't enough space to absolute the LOOKUP table).

Another shortcut is to type in cells E84 through E90 (or COPY and patch) and then COPY the entire block to E99 and then to E114. This copying should cut typing time substantially. Just be sure that the copied formulae refer to the correct spaces by moving the cursor to each cell and pressing RETURN to edit. Would you believe that *VisiCalc won't let you edit an entry?* That's right, you must type in the whole thing again.

The formula in cell E164 illustrates multiple IFs, each with multiple conditions. SynCalc allows linking many conditions by AND or OR. Always put the conditions between the IF and the THEN. Place the next IF after the ELSE, nowhere else. These linked IFs and conditions give you the logic power needed to handle almost any problem.

After the complete spreadsheet template is entered, save a blank copy under a name like BLNK1040 before entering any data. Calling up the blank will let you do multiple returns, saving each with a different filename.

**Another tip:** In SynCalc you can move the cursor arrows without holding down [CONTROL].

## PRESS 4 TIMES

SynCalc calculates by rows or columns, so the spreadsheet must be calculated at least four times. Press [START] four times after changing any figure and before using the results.

You don't need a printer to benefit from the program. Just copy the figures from the screen to your printed IRS forms. But if you do use a printer, SynCalc lets you enter control characters in any cell. This lets you set all sorts of special printout effects such as boldface, underlines, double-width, boxes and arrows, page breaks, etc.

So, good luck with your '84 taxes and may your refunds be big ones.

*Antic* Contributing Editor Ken Harms has often appeared in these pages, writing about business applications or Logo educational software. He is Vice President for Finance and Administration of the American Cancer Society's California Division.




Listing on page 43.

**Powerful AUDCTL Rhythm Section**

# **DRUM SYNTH/ BASS SYNTH**

by GLENN GUTIERREZ

*These are the most realistic Atari musical instrument simulations we've ever heard at Antic. What's more, they come with an outstanding tutorial on how to use the AUDCTL memory address to POKE more powerful and varied sounds. The drum and bass synthesizer programs are both written in BASIC and will play on any Atari of any memory size. Paddles can be used to augment the program, but are not necessary.*



**W**ho hasn't sometimes daydreamed about being a musician? We'd all like to be in the spotlight at a rock concert or classical recital — or at least express ourselves in our favorite styles of music.

It's surprisingly easy to make your Atari into a drum synthesizer or electric bass synthesizer. Hooked up to your stereo, these synthesizers will sound remarkably professional.

## USING DRUM SYNTH

Type in Listing 2, check it with **TYPO II** and **SAVE** a copy. When you **RUN** it, the prompt, "Press **START** or any key," will appear at the bottom of the screen. Once you press [**START**], or any key except [**BREAK**], the screen will turn solid green. Now you can play.

*Figure 1* shows you which keys control the different sounds in your synthesized drum set. As you'll see, I programmed at least two keys for each sound, choosing a pattern that lets you play any drum with either your left or right hand.

Pressing [**START**] while you're set up to play toggles you between fast and slow modes. Stop the program at any time by pressing [**BREAK**]. Type **END** [**RETURN**] and all of the sound channels will be turned off.

If you wish to edit any of the sounds, you can initiate them by **GOSUB**ing to their line numbers, but the Graphics Zero screen will slow

them down considerably. Remember this when making up new sounds.

Figure 1

### Drum Synth Keyboard

KEYS	SOUND
A S + *	BASS DRUM
D ;	SNARE DRUM
F L	DRUM-SYNTH
G K	HAND CLAP
Z X	TOM 1 (LOW)
C V	TOM 2
B N	TOM 3 (MEDIUM)
M ,	TOM 4
. /	TOM 5 (HIGH)
<b>ART</b>	REPEAT TOM
	(PADDLE(0)=TONE)
	(PADDLE(1)=SPEED)
Q =	REPEAT HIGH HAT
	CYMBAL
	(PADDLE(1)=SPEED)
W -	HIGH HAT (CLOSED)
E P	HIGH HAT (OPEN)
R O	CRASH CYMBAL
T I	CRASH CYMBAL (SLOW DECAY)
<b>RETURN</b>	DRUM DEMO (BASS/SNARE)

## INSIDE THE PROGRAMS

There are two main things I needed to do to make these programs sound good. The first was getting the fastest speed possible from **BASIC**. One way I did this was to put the title page subroutine on line 30000, while the keyboard reading loop is at the very beginning. So the computer responds more quickly. I also turned the screen off during playing, so the computer doesn't need to take time telling your TV to draw something.

The second important thing I did was **POKE**ing the sounds on—instead of working with the more commonly used **SOUND** commands.

These two statements are exactly alike:

**SOUND** 0,200,10,8  
**POKE** 53760,200:**POKE** 53761,168

The locations for **POKE**ing sounds begin at 53760. Each sound requires only two addresses. The first is the sound's pitch and the second is a combination of distortion and volume.

Consider these two commands:  
**SOUND** 1,PITCH,DISTORTION,  
**VOLUME**  
**POKE** 53762,PITCH:**POKE** 53763,  
(DISTORTION\*16)+**VOLUME**.

Notice that the registers used this time were 53762 and 53763. (See *Figure 2* for a complete listing of **SOUND** commands and their equivalent **POKE**s.) This is because we are using voice one instead of voice zero. The location 53763 is **POKE**d with the value of the distortion multiplied by 16, then added to the volume. If you only wish to change the volume or the pitch independently, this is a much faster method.

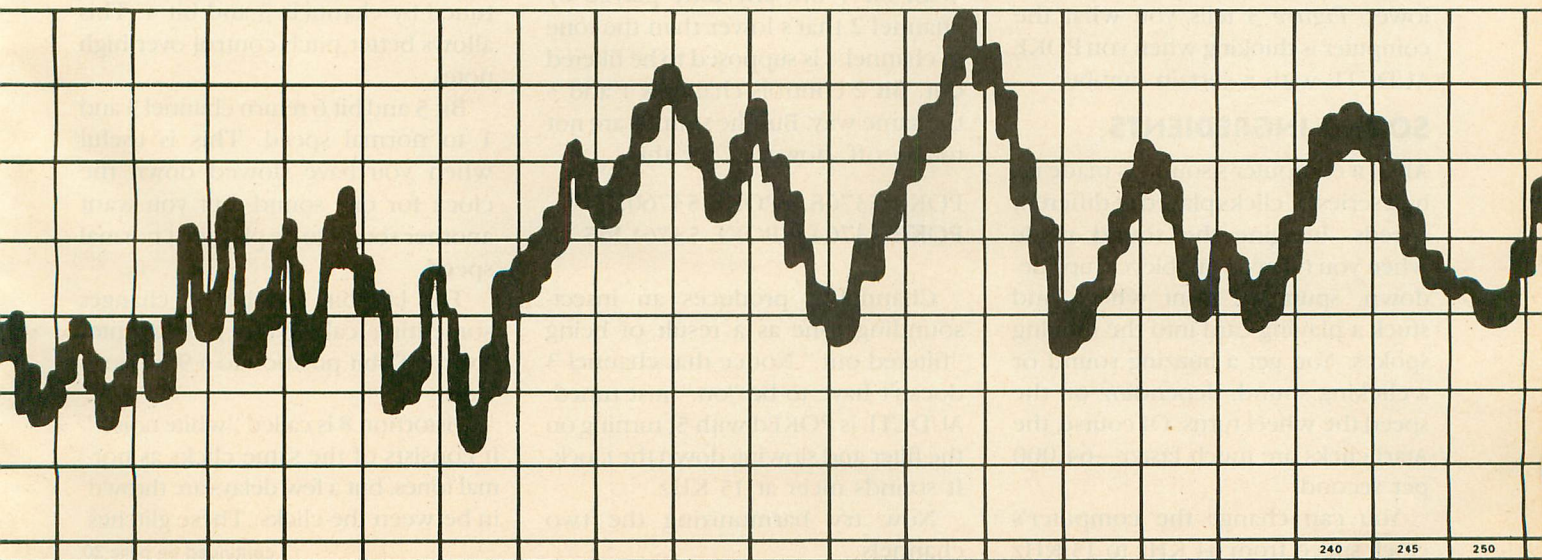
## AUDCTL VARIATIONS

**AUDCTL** (memory location 53768) is not normally associated with Atari sound, but it is extremely useful.

Do you think that **SOUND** 0,255,10,8 is the deepest pitch your computer can generate? Try the same command followed by **POKE** 53768,1. Much lower! To get back to the original tone, type **POKE** 53768,0 or **SOUND** 0,255,10,8.

At every **SOUND** command, the

continued on next page



computer sets AUDCTL to zero. Therefore the following is impossible without detecting the changing of AUDCTL. Try typing it in.

```
FOR J=255 TO 100 STEP -1:
SOUND 0,J,10,8:POKE 53768,1:
NEXT J:SOUND 0,0,0,0
```

In BASIC your Atari generates the normal tone then changes AUDCTL slowly enough to be audible. It doesn't sound very nice. The computer only resets AUDCTL when it sees SOUND, not when it sees POKE, so let's POKE a new sound in without changing AUDCTL. Now try this:

```
POKE 53768,1:POKE 53761,168:
FOR J=255 TO 100 STEP -1:
POKE 53760,J:NEXT J:POKE 53761,0
```

Notice how we first POKE AUDCTL, then POKE the distortion and volume, because they don't change throughout the whole FOR-NEXT loop. Because the distortion and volume are already set, all we have to change inside the loop is the pitch, and that only requires one POKE. Thus POKEing becomes very useful when you need maximum speed in a sound program.

The last command is also simpler than SOUND. All we wish to do is turn the sound volume off. We don't need to change the pitch. POKE 53761,0 turns off that sound the same way SOUND 0,0,0,0 does. But the overall process is much faster.

Of course, you can do much more with AUDCTL than just make the tone lower. Figure 3 tells you what the computer is thinking when you POKE AUDCTL with a certain number.

### SOUND INGREDIENTS

All of a computer's sound is made up by a series of clicks played at different speeds. Imagine the sound made when you turned your bicycle upside-down, spun the front wheel, and stuck a playing card into the moving spokes. You get a buzzing sound or a clicking sound, depending on the speed the wheel turns. Of course, the Atari clicks are much faster—64,000 per second.

You can change the computer's clock speed from 64 KHz to 15 KHz

**Figure 2**  
POKE & SOUND

Voice	SOUND Command	Equivalent POKE
1	SOUND 0,P,DV	POKE 53760,P:POKE 53761,(16*D)+V
2	SOUND 1,P,DV	POKE 53762,P:POKE 53763,(16*D)+V
3	SOUND 2,P,DV	POKE 53764,P:POKE 53765,(16*D)+V
4	SOUND 3,P,DV	POKE 53766,P:POKE 53767,(16*D)+V

**Figure 3**  
AUDCTL Variations (Memory Location 53768)

bit #	AUDCTL	Result
-	0	(normal)
0	+1	switches main clock base from 64 KHz to 15 KHz(which lowers the pitch)
1	+2	high-pass filter on chan 2, clocked by chan 4 (any chan 2 tone lower than chan 4 tone will be filtered out)
2	+4	high-pass filter on chan 1, clocked by chan 3
3	+8	joins channel 4 to channel 3(16 bit resolution) (allows better pitch control)
4	+16	joins channel 2 to channel 1(16 bit resolution)
5	+32	clocks channel 3 with 1.79 MHz(1.79 MHz is normal speed)
6	+64	clocks channel 1 with 1.79 MHz
7	+128	makes the 17 bit poly-counter a 9 bit one(changes the noise distortion sounds)

Try experimenting with different values.

**Figure 6**  
5-Pin DIN Plug

**Figure 4**  
Internal Key Codes  
(Memory Location 764)

KEY CODES			
0	L	28	ESC
1	J	29	5
2	;	30	2
5	K	31	1
6	+	32	
7	*	33	SPACE
8	O	34	.
10	P	35	N
11	U	37	M
12	RETURN	38	/
13	I	39	ATARI
14	-	40	R
15	=	42	E
16	V	43	Y
18	C	44	TAB
21	B	45	T
22	X	46	W
23	Z	47	Q
24	4	48	9
26	3	50	0
27	6	51	7
		52	BACK S
		53	8
		54	<
		55	>
		56	F
		57	H
		58	D
		61	G
		62	S
		63	A

255-no key pressed

**Figure 5**  
Key Assignment Numbers

DATA numbers	Line number
0-9	31000
10-19	31001
20-29	31002
30-39	31003
40-49	31004
50-59	31005
60-63	31006

by turning on bit 0 of AUDCTL (See Figure 3). This will slow down the clicks and lower the pitch of the sound.

Bits 1 and 2 of AUDCTL are strange. With bit 1 on, any tone played by channel 2 that's lower than the tone in channel 4 is supposed to be filtered out. Bit 2 controls channels 1 and 3 the same way. But the sounds are not totally off, however. Try this:

```
POKE 53768,5:POKE 53760,200:
POKE 53764,0:POKE 53761,165
```

Channel 1 produces an insect-sounding tone as a result of being "filtered out." Notice that channel 3 doesn't have to be "on," just tuned. AUDCTL is POKEd with 5, turning on the filter and slowing down the clock. It sounds nicer at 15 KHz.

Now try harmonizing the two channels:

```
POKE 53768,5:POKE 53760,200:
POKE 53764,199:POKE 53761,165:
POKE 53765,165
```

Bit 3 causes channel 4 to be fine tuned by channels 3 and bit 4. This allows better pitch control over high notes.

Bit 5 and bit 6 return channel 3 and 1 to normal speed. This is useful when you have slowed down the clock for one sound, but you want another sound to be played at normal speed.

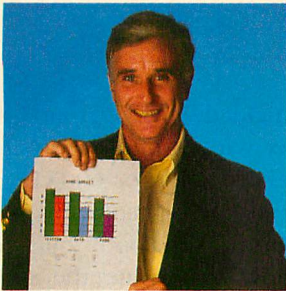
The last bit, number 7, changes something called the poly-counter from a 17-bit position to a 9-bit position.

Distortion 8 is called "white noise." It consists of the same clicks as normal tones, but a few delays are thrown in between the clicks. These glitches

continued on page 30


# COLOR

## The OKIMATE 10 Personal Color Printer's got it for \$238.



### The first affordable color printer.

Atari® computer owners, meet the one and only. The new OKIMATE 10 Personal Color Printer. The first personal printer that lets you print in a rainbow of 36 dazzling colors.



Now your Atari personal computer has new meaning. Because OKIMATE 10 can bring the information on your screen to life. Printing on plain paper. In brilliant color. For very little green.

### Fully equipped for reading, writing and 'rithmetic.

The OKIMATE 10's word processing capability delivers crisp, clean term papers, school reports and homework. At 240 words per minute. So now you can print an assignment off your Atari personal computer in minutes, instead of typing it in hours. And OKIMATE 10 lets you highlight words, headlines, paragraphs and charts with wide, bold, or fine print. So you and your information really stand out.

If you use your Atari personal computer to keep track of mortgage payments, tuition payments, your checkbook or beat Dow Jones to the punch, here's good news: the OKIMATE 10 gets down to business quickly. And easily.

### Easy to learn, easy to use.

"Learn-to-Print" software comes with OKIMATE 10 to show you how to start printing. And the OKIMATE 10

Handbook will teach you how to get your wildest ideas and images down on paper. Now you're set.

OKIMATE 10 makes it easy to get color from the screen to paper because it comes with its own "Color Screen Print" program.

Just plug the OKIMATE 10 into your Atari personal computer with the PLUG 'N PRINT package.\* And print. It's that easy.

### Everything Included.

For \$238 you get both the printer and the PLUG 'N PRINT package plus



everything you need to print: black ribbon, color ribbon, data cable, PLUG 'N PRINT control cartridge, "Learn-to-Print" program, "Color Screen Print" software package, computer paper, and an easy to read handbook.



**OKIDATA**  
an OKI AMERICA company

Mt. Laurel, NJ 08054

Available at retailers everywhere.

Atari is a registered trademark of Atari Inc.

\*PLUG 'N PRINT packages for Atari computers sold separately.

Atari requires disk drive and 48K memory.

## DRUMSYNTH/BASS SYNTH

continued from page 28

are set in a pattern and repeated every 17 clicks so that the sound remains constant. By setting bit 7, you cause the pattern to be repeated every 9 times, making the noise a little more basic. Its use is up to you.

### MIX YOUR OWN

Now, on to the program structure. It's not really complicated. All of the sound effects begin at line 100 and have a REM statement declaring what the sound is supposed to resemble.

It's easy to mix your own sounds too. First, let's discuss the keyboard assigning process. A series of DATA statements begins on line 31000. There are 64 numbers in all. Each line has ten numbers ranging from 0 to 9 for each DATA statement. (Except line 31006 which ranges from 0 to 3)


Your Atari starts counting with zero instead of one, so these numbers count from 0 on line 31000 to 63 on line 31006. Instead of using the usual GET statement to read the keyboard, I used the computer's internal codes. Every time you press one of the keys on the keyboard, the computer stores a number in memory location 764 (Please see *Figure 4*).

The numbers in the DATA statements correspond to the line numbers where that key's sound effect begins. So, if you made up a sound and put it on line 2000, you would have to decide what key you wanted it triggered from. You would then find that key on the Key Codes list and write down its number.

Suppose you want the sound to be assigned to the TAB key. The key number is 44, so you would put 2000 in the 44th number in the DATA statements. Since the DATA is arranged in ten-number lines and each line goes from 0 to 9, 44 would be on line 31004 and would be the fifth number in. (40 would be the first, 41 would be the second, etc.) *Figure 5* is a list of the line numbers and their corresponding hexadecimal numbers.

The numbers that are already there are the sounds that I have made up. I must admit the programming looks pretty messy. When I first wrote the program, I tried to make it as simple

Figure 7  
Bass Synth Keyboard



and organized as possible. But there's always room for artistic improvement, right? I kept going back and adding and removing until I was completely satisfied with the sounds. As a result, the coding looks like a jumble of POKEs and FOR-NEXTs.

One technique I discovered is the way to get the solid bass drum "thump." By using a distortion of 1 (POKE 53761,(16\*1)+VOLUME), the computer doesn't make a continuing sound, but a "click." And when you put a bunch of the clicks together in a preset way, you're on your way to a realistic bass drum sound.

### AMPLIFY IT

Now to put some power in your drums. Hearing a synthesizer through a television set's puny speaker is not the best way, so hook your computer up to your stereo.

You can connect the monitor output of an Atari 800, 800XL or 1200XL to the auxiliary input of a stereo amplifier by using a cable that has a 5-pin DIN plug at one end and an RCA jack at the other. You'll find this kind of cable for a few dollars at just about any electronics store (If you only find cables with 2 RCA jacks at one end, those will work too.)

In case you prefer to make your own cable, *Figure 6* is the front view of the 5-pin DIN plug. Connect the

cable's shielded wire to Ground and the center wire to Audio Output.

If you have a 400 or 600XL, you probably must be content with the TV speaker unless somebody out there knows how to reroute the sound without a monitor output. **DO NOT GO INTO YOUR TELEVISION!** This can cause intensive electric shock even when unplugged!

### BASS SYNTH

Listing 1, Bass Synth, is a bass synthesizer that's capable of some pretty astounding effects. This program can be typed in and operated just about the same way as Drum Synth.

*Figure 7* pictures a piano keyboard overlaid with the Atari keys that will get you each of the notes. Some people even think Bass Synth sounds more like a heavy metal guitar or a keyboard synthesizer. Anyway, have fun with your new musical instruments!

*Glen Gutierrez is a sixteen-year-old high school student in Fremont, California. He's had his Atari 800 for two years and he thinks of himself as a computer artist, rather than a computer programmer.*

Listing on page 47



# CURRENCY CHANGER

by JOHN GOOLEVITCH and WARWICK WAKEMAN

**C**onverting Greek drachmas into Irish punts and then to Chinese renminbis is easy if you're an international banker—or if you have Currency Changer running on your Atari.

This easy-to-use BASIC program takes the confusion out of buying and selling foreign currency. So you'll be all set when you prepare for that trip to Europe, or mail a check for some exotic overseas merchandise.

Current exchange rates are listed daily in your local newspaper. Type in the numbers for the country or countries you are interested in. The program will compute the amount of one currency needed to buy a specified amount of another.

## HOW TO USE THE PROGRAM

Using TYPO II to check each line, type in Currency Changer and SAVE it. When you RUN the program, you'll first select a choice: convert home currency to foreign, foreign to home, or convert between two foreign exchange rates.

For instance, you might wish to change U.S. dollars to Tanzanian

*Exchange international money like a seasoned traveler. Currency Changer is a BASIC program that runs on all Atari computers of any memory size.*

schillins. Choose option one, home to foreign conversion. At the prompts, input the names of the two countries. You'll be asked for the current exchange rate of the schillin, in terms of dollars per unit of foreign currency. If there are four schillins to the dollar, input .25—one quarter of a dollar equals one schillin.

Currency Changer includes 44 countries. If this is not enough, you could adjust the program lines beyond 2000. Let's say you're going to visit the Great Underground Empire. Change one of the countries in the data statements to GUE, and type in the name of the local currency, Frobozz. RUN the program again.

*John Goolevitch and Warwick Wakeman hail from British Columbia, Canada. John is an Atari programmer, and Wakeman is a regular international contributor to Antic.*


## PROGRAM TAKE-APART

Lines	Description
10	Dimensions string variables
100-220	Title page with graphic and sound routines
230-330	Information and instructions to user
340-400	Presents choices on how user wants calculations to be done
410-420	Sound routine
440-520	Sound routine
525-660	Subroutine to set up countries list
670-800	Requests input of countries
810-900	Requests input of exchange rates and currency amount
910-1020	Calculations routine and prints results
1030-1170	Asks if user wants different countries or new amounts
1990-2080	Data statements

Listing on page 41.



# Compose music, even if you can't read a note.



With the Bank Street MusicWriter by Glen Clancy, you compose by computer.

It's so simple, people who don't know a pianissimo from a pizza can start composing in less than an hour.

All you do is match the sound that you hear in your head. And the MusicWriter writes it down.

But don't be fooled by the

simplicity. It's not a toy. It's a tool.

In fact, MusicWriter has everything you need to compose a serious symphony. It has repeats, endings and triplets. It has articulation and transposition. It can shape tones, store 75 staves, and play up to 4 voices.

But even if you don't know what all that means, it won't stand in your way. Because if you can hum a tune, you can write a tune.



## Bank Street MusicWriter from Mindscape

Compatible with Atari® and Commodore®. Mindscape, Inc., 3444 Dundee Road, Northbrook, Illinois 60062.

For more information, call 1-800-221-9884. In Illinois, 1-800-942-7315.





**NOW**  
**GETS DOWN**  
**TO BUSINESS**

Big Tax Season Savings  
 On Synapse Applications Programs



**SYNCALC**: an advanced menu-driven spreadsheet with real power and speed, as well as flexible formatting options and pop-up on-screen menus. Compatible with VisiCalc.

\*See editorial in this issue  
**RETAIL** \$69.95  
**NOW** \$59



**SYNFILE+**: the ultimate filing system, and the most powerful and flexible database manager available. Free-formatting lets you decide the shape of each project's files. Compatible with AtariWriter.

**RETAIL** \$69.95  
**NOW** \$59



**SYNTREND**: two separate integrated programs—SynGraph for graphing any data in scatter plots, bar graphs, pie charts or line graphs, and SynStat for complete single or multiple regression analysis, means and standard deviations.

**RETAIL** \$69.95  
**NOW** \$59

SynCalc, SynFile and SynTrend

**NOW \$150 for ALL 3**

DO YOUR '84 TAX ON THE ATARI

**1984 Federal Income Tax**  
**SynCalc Template** **\$15**

(As seen in this issue of Antic)

INCLUDES: IRS 1984 Long-Form 1040 with Tax Tables  
 1984 Schedules A, B, C, D, E, G, SE, W. Forms 2106, 2441.  
 (Requires SynCalc program and 48K Atari with Disk Drive)

**SPECIAL: 1984 Tax Template and SynCalc** **\$65**

For a limited time, you can order directly from Antic at substantial savings.

**Antic**

524 Second St.  
 San Francisco, CA 94107

**TO ORDER:**  
**CALL** Antic at (800) 227-1617 Ext. 133 (outside California) or (800) 772-3545 Ext. 133 (inside California). Pay with VISA or MasterCard. (Note \$3 shipping per title, or \$5 per set of three. Californians add 6 1/2% sales tax. Canadian orders require a \$10 shipping and handling fee.)  
**WRITE** Antic at 524 Second St., Dept. APPS, San Francisco, CA. 94107. **INCLUDE:** name, address, daytime phone number, product and quantities. Be sure to add \$3 shipping per title, or \$5 per set of three. Californians add 6 1/2% sales tax. Canadian orders require a \$10 shipping and handling fee. Please allow 2-3 weeks for delivery.

If you're one of those people who gets irritated by the keyclick on the Atari 400 and 800, this BASIC program turns off the sound without hardware modifications.

"I would like to know if there is a command to shut off the clicking of the 800 keyboard?"

wrote Travis Appleman of Georgetown, Kentucky.

"Is there a way to disable the Atari keyboard speaker with a POKE statement instead of disconnecting the wires?"

Chris Cataldo of Chesapeake, Virginia wrote to *Antic*.

# BEAT THE BEEPS

## Turning off keyboard sound

by IAN LOVEJOY

**T**he I/O Board gets asked about that fairly often, which is why we're especially happy to publish this program for silencing the keyboard.

Of course, if you own an XL model, you don't need the program. Simply lower the volume on your TV. However, if you prefer to turn off the sound at its source, POKE 731,255 to turn the sound off, and POKE 731,0 to turn it on again.

Beat the Beeps is a BASIC program that creates a binary file to turn off the clicks. Type in the listing, check it with TYPO II, SAVE a copy, and RUN it. (Note that RESET deactivates the program, but X=USR(1536) reactivates it.)

### HOW IT WORKS

The Atari is largely controlled by small subprograms called handlers. Five "resident" handlers are always present. They control the printer (P:), the cassette (C:), the display or screen editor (E:), the screen (S:) and the keyboard (K:). When you turn on

your computer with the disk drive turned on and a disk in, you load in the disk handler (D:). This is why you must specify the D: when you save or load a file from the disk

Existing handlers can be modified or replaced by your own handlers.

Part of the keyboard handler tells the computer to produce a click sound with the built-in speaker in the 400 or 800. Beat The Beeps replaces the existing keyboard handler with a clickless handler.

A 38-byte handler table is in memory from locations 794 to 831. It's called HATABS (Handler Address TABLES). Up to 12 different handler addresses can be placed in HATABS. Each entry takes up 3 bytes. The first byte holds the character code by which the handler is called. This is 68 "D" for the disk, 75 "K" for the keyboard, etc. Try this:

```
POKE 809,81
```

This changes the "D:" device name for the disk to a "Q:". You can save and load programs from the disk

using the device name "Q:".

Bytes 2 and 3 of each entry hold the address of another table telling the computer where to go to carry out each function a handler can perform. These functions include OPEN, CLOSE, GET BYTE, PUT BYTE, GET STATUS and a SPECIAL function. The SPECIAL function is used for such things as formatting a disk (with the D: handler) or drawing a line (with the S: handler.) Each function entry contains the 2-byte address of the program to execute the desired function.

Beat the Beeps changes the keyboard HATABS entry so that it points to its own function table, which in turn points to the modified keyboard handler itself. Voila! The click is gone!

*Ian Lovejoy is a machine language programmer from San Francisco, California.*



Listing on page 49

# SOFTWARE LIBRARY

**Antic** type-in listing section includes every full-length program from this issue. Listings are easier to type and proofread, easy to remove and save in a binder if you wish.

▶ **APX 1983 PRIZE WINNER**

HOME LOAN ANALYZER ..... 38

▶ **CONVERT YOUR DRACHMAS TO PESOS**

CURRENCY CHANGER ..... 41

▶ **PREPARING TAX RETURNS ON ATARI**

INCOME TAX SPREADSHEET ..... 43

▶ **AUDCTL RHYTHM SECTION**

DRUM SYNTH / BASS SYNTH ..... 47

▶ **TURN OFF KEYBOARD NOISE**

BEAT THE BEEPS ..... 49

▶ **ASSEMBLY LANGUAGE**

S.A.M. HANDLER ..... 49

▶ **GAME OF THE MONTH**

KOOKY'S QUEST ..... 51

▶ **EDUCATION**

MUSIC FLASHCARDS ..... 54

▶ **BONUS PROGRAM**

REM REMOVER ..... 55

TYPING SPECIAL ATARI CHARACTERS ..... 36

HOW TO USE TYPO II ..... 37      ERROR FILE ..... 37



**DISK SUBSCRIBERS:** You can use all these programs immediately. Just RUN the correct filenames shown at the start of each accompanying magazine article.

Antic Listing Credits: Gemini 10X Printer—\$399 from Star Micronics, Inc., 200 Park Avenue, New York, N.Y. 10166. Lister Plus Software—\$19.95 from Non-Standard Magic, P.O. Box 45, Girard, Ohio, 44420. (48K disk)

# TYPING SPECIAL ATARI CHARACTERS





































Shown below are the Atari Special Characters as printed in *Antic* listings—and the keys you must type in order to get them. Boxes are drawn around the normal video characters here so you can see their positions more accurately, these boxes do not appear in the printed listings.








































Whenever the CTRL key (CONTROL on XL models) or SHIFT key is used, *hold it down* while you press the next keys. Whenever the ESC key is used, *press and release* it before typing the next keys.

Turn on inverse video by pressing the Atari logo key  once. Turn it off by pressing a second time. (XL models use the Reverse Video Mode Key  instead.)

Sometimes it's not easy to tell apart the following characters, shown here in both normal and inverse video. Be especially careful when you type any of these:

  CTRL F	  /
  CTRL G	  SHIFT +
  CTRL N	  SHIFT -
  CTRL R	  -
  CTRL S	  +

NORMAL VIDEO			
FOR THIS	TYPE THIS	FOR THIS	TYPE THIS
	CTRL ,		CTRL T
	CTRL A		CTRL U
	CTRL B		CTRL V
	CTRL C		CTRL W
	CTRL D		CTRL X
	CTRL E		CTRL Y
	CTRL F		CTRL Z
	CTRL G		ESC ESC
	CTRL H		ESC CTRL -
	CTRL I		ESC CTRL =
	CTRL J		ESC CTRL +
	CTRL K		ESC CTRL *
	CTRL L		CTRL .
	CTRL M		CTRL ;
	CTRL N		SHIFT =
	CTRL O		ESC
	CTRL P		SHIFT CLEAR
	CTRL Q		ESC DELETE
	CTRL R		ESC TAB
	CTRL S		

INVERSE VIDEO			
FOR THIS	TYPE THIS	FOR THIS	TYPE THIS
	CTRL ,		CTRL Y
	CTRL A		CTRL Z
	CTRL B		ESC
	CTRL C		SHIFT DELETE
	CTRL D		ESC
	CTRL E		SHIFT INSERT
	CTRL F		ESC
	CTRL G		CTRL TAB
	CTRL H		ESC
	CTRL I		CTRL TAB
	CTRL J		ESC
	CTRL K		SHIFT TAB
	CTRL L		CTRL .
	CTRL M		CTRL ;
	CTRL N		SHIFT =
	CTRL O		ESC CTRL 2
	CTRL P		ESC
	CTRL Q		CTRL DELETE
	CTRL R		ESC
	CTRL S		CTRL INSERT
	CTRL T		
	CTRL U		
	CTRL V		
	CTRL W		
	CTRL X		

# HOW TO USE TYPO II

Type in TYPO II and SAVE a copy to disk or cassette.

Type GOTO 32000 and follow TYPO II onscreen instructions. If the resulting two-letter line codes are not exactly the same as those in the magazine, you mistyped something in that line.

To call back any line previously typed, type an asterisk [\*] followed (without in-between spaces) by the line number, then press [RETURN]. This is also the way you use TYPO II to proofread itself.

To LIST your program, press [BREAK] and type LIST. To return to TYPO II, type GOTO 32000.

To remove TYPO II from your program, type LIST "D:FILENAME",0,31999 (Cassette owners LIST "C:"). Type NEW, then ENTER "D:FILENAME" (Cassette—ENTER "C:"). Your program is now in memory without TYPO II and you can SAVE or LIST it to disk or cassette.

BASIC XL cartridge owners type SET 5,0 and SET 12,0 before using TYPO II.

```
WB 32000 REM TYPO II BY ANDY BARTON
VM 32010 REM VER. 1.0 FOR ANTIC MAGAZINE
HS 32020 CLR :DIM LINES(120):CLOSE #2:CLO
SE #3
BN 32030 OPEN #2,4,0,"E":OPEN #3,5,0,"E"
YC 32040 ? "K":POSITION 11,1:? "TYPE
EM 32050 TRAP 32040:POSITION 2,3:? "Type
in a program line"
HS 32060 POSITION 1,4:? " ":INPUT #2;LINE
$:IF LINES="" THEN POSITION 2,4:LIST B
:GOTO 32060
XH 32070 IF LINES(1,1)="*" THEN B=VAL(LIN
ES(2,LEN(LINES))):POSITION 2,4:LIST B:
GOTO 32060
TH 32080 POSITION 2,10:? "CONT"
MF 32090 B=VAL(LINES):POSITION 1,3:? " ";
NY 32100 POKE 842,13:STOP
CN 32110 POKE 842,12
```

```
ET 32120 ? "K":POSITION 11,1:? "TYPE
":POSITION 2,15:LIST B
CE 32130 C=0:ANS=C
QR 32140 POSITION 2,16:INPUT #3;LINES:IF
LINES="" THEN ? "LINE ";B;" DELETED":G
OTO 32050
VV 32150 FOR D=1 TO LEN(LINES):C=C+1:ANS=
ANS+(C*ASC(LINES(D,D))):NEXT D
WJ 32160 CODE=INT(ANS/676)
JW 32170 CODE=ANS-(CODE*676)
EH 32180 HCODE=INT(CODE/26)
BH 32190 LCODE=CODE-(HCODE*26)+65
HB 32200 HCODE=HCODE+65
IE 32210 POSITION 0,16:? CHR$(HCODE);CHR$
(LCODE)
VG 32220 POSITION 2,13:? "If CODE does no
t match Press [F1] and edit line a
bove.":GOTO 32050
```

## ERROR FILE

### MISSING INFOBITS

December '84

The AL source listing for Infobits (Dec. '84) was left out of the previous issue. You'll find it in the Jan. '85 Software Library.

### ADVENT X-5

November '84

Add the following line: 8020 RUN. If the program locks up, you may be mistyping line 1005, for which the TYPO II code is EJ.

### LITTLE BROTHER INSTALLED PROPERLY

April '84

The schematic on page 106 shows resistor R11 to have a

value of 2.2 Ohms. This should be 2.2 kilo Ohms.

### OCTOBER OMISSIONS October '84

A number of division signs [/] were omitted at the printer. On the magazine pages there is an empty space where they should have appeared. For specific corrections, see the December '84 or January '85 error file.

### ANTIC 4/5 EDITOR

October '84

To get this to run on XL machines, change both 36's in the lines 52 to 35, and change the 39 in line 522 to 38.

### RECALL

August '84

To get this program to run, you must first LIST it to disk or cassette, type NEW then type: DIM QQ\$(1). After this, ENTER the program and it should run. SAVE this version which will run from then on without the preliminaries.

### CREEPY CAVERNS

August '84

In line 10, change MO(N,5) to MO(P,5). In line 349, there is a YO(Y-ZERO) that should be YO (Y-O). The first change will prevent an error 3 and the second an error 9.

### AMODEM

July '84

There is an error in the instructions of the R-Receive procedure (and others that mention filenames), do not include quotes when typing in a filename during the run of the program.

### EXPLORING THE XL

June '84

There was a misprinted inverse video zero. In line 230, what appears as inverse "Or" should instead read "0r", replacing the capital letter with a zero.

# HOME LOAN ANALYZER Article on page 18.

```
ZK 10 REM <<< HOME LOAN >>>
JR 20 REM <<< ANALYSIS >>>
BO 30 REM <<< COPYRIGHT 1982 >>>
ED 40 REM <<< J. F. SKINNER >>>
XL 50 REM <<< VERSION 1.1 >>>
RF 60 REM <<< FOR ANTIC MAGAZINE >>>
LZ 70 GOTO 3350
SJ 80 REM INPUT ROUTINE
LU 82 IF M=13 THEN GOTO 1180
MG 84 IF M=19 THEN GOTO 2330
UJ 90 TRAP 3460:OPEN #1,4,0,"K":LNS=1:PO
SITION 28,M:? "1 " :POKE 752,0
:POSITION 28,M:I5="1"
XP 100 GET #1,E:POKE 694,0
EY 110 IF E=155 THEN POKE 764,255:POKE 75
2,1:CLOSE #1:GOTO 290
MP 120 IF E=126 AND LNS>1 THEN LNS=LNS-1:
I5(LNS)=" ":PRINT CHR$(E);
PH 130 IF LNS>LN THEN 100
EG 140 IF E<46 OR E=47 OR E>57 THEN 100
VW 150 I5(LNS,LNS)=CHR$(E):? CHR$(E):LNS
=LNS+1
LS 160 GOTO 100
EP 170 REM MOVE CURSOR
MP 180 A=PEEK(53279):B=STRIG(0):C=PEEK(63
2):D=PEEK(764)
RL 190 IF A=6 OR B=0 THEN GOTO 320
JO 200 IF D<>255 THEN LN=T(M):GOTO 80
ZS 210 POSITION 26,M:? " "
ZJ 220 IF A=5 OR C=13 THEN M=M+1
BN 230 IF A=3 OR C=14 THEN M=M-1
RM 240 IF M>19 THEN M=4
OD 250 IF M<4 THEN M=19
ZE 260 POSITION 26,M:? "=>"
ON 270 FOR Y=1 TO 45:NEXT Y
OW 280 GOTO 170
MR 290 ON M GOTO 170,170,170,1670,2000,17
20,2050,1780,2090,1890,1830,1950,1180,
2130,2180,2230,2280,2380,2330
UY 300 POKE 764,255:GOTO 170
RM 310 REM CALCULATE
RW 320 IF M=19 THEN GOTO 2330
WT 330 IF M=18 THEN GOSUB 2920:GOSUB 2430
:GOSUB 2760:GOTO 170
FG 340 IF M=4 THEN GOSUB 2920:GOSUB 2590:
GOTO 170
FS 350 GOSUB 2920:GOSUB 2430:GOSUB 2690
RS 360 IF M=13 THEN GOTO 1180
OV 370 GOTO 170
OI 380 RETURN :REM POKE 77,0: POKE 580,1:
ZZZ=PEEK(16):IF PEEK(16)>128 THEN POKE
16,ZZZ-128:POKE 53774,ZZZ-128
ZG 390 POKE 764,255:POKE 702,64:POKE 694,
0:RETURN
BU 400 SOUND 1,55,10,5:FOR TI=1 TO 75:NEX
T TI:SOUND 1,0,0,0:RETURN :REM K$ND
AT 410 SETCOLOR 4,4,6:SOUND 1,100,12,5
OZ 420 FOR TI=1 TO 100:NEXT TI:SOUND 1,0,
0,0:FOR TI=1 TO 500:NEXT TI:SETCOLOR 4
,0,12:RETURN :REM BSND
CF 430 SOUND 1,100,100,100:FOR TI=1 TO 75
:NEXT TI:SOUND 1,0,0,0:RETURN :REM G$N
D
TA 440 REM PRINT SCREEN
CI 450 MM=0
TG 460 IF LINECNT>=17 THEN GOTO 490
FX 470 LINECNT=LINECNT+1
OK 480 GOTO 580
AL 490 LINECNT=6
```

```
HB 500 GRAPHICS 0:POKE 752,1:GOSUB 380
UX 510 SETCOLOR 1,14,12:SETCOLOR 2,10,5:5
ETCOLOR 4,0,12
OZ 520 ? " AMORTIZATION SCHEDULE"
XU 530 ? "," $":PAS;" Month"
YM 540 ? " ":SYEARS;" YEARS " :SFFI
NT;"%";" $":ABAL
QB 550 ? DASH$
CZ 560 ? " DATE","PRIN","INT","BAL"
QF 570 ? DASH$
AL 580 REM PRINT SCREEN LINE
GU 590 IIS=STR$(II):IF LEN(IIS)=1 THEN II
$(1,1)=" ":IIS(2,2)=STR$(II)
NL 600 TRAP 640
FH 610 X5=STR$(FINT):IF X$(LEN(X5)-1,LEN(
X5)-1)="" THEN X$(LEN(X5)+1)="0"
UH 620 IF X$(LEN(X5)-2,LEN(X5)-2)<>"." TH
EN X$(LEN(X5)+1)=".00"
RP 630 GOTO 645
BD 640 X$(LEN(X5)+1)=".00"
RM 645 TRAP 665
QN 650 TRAP 664
SS 652 P5=STR$(FESS):IF P$(LEN(P5)-1,LEN(
P5)-1)="" THEN P$(LEN(P5)+1)="0"
DV 660 IF P$(LEN(P5)-2,LEN(P5)-2)<>"." TH
EN P$(LEN(P5)+1)=".00"
RA 662 GOTO 670
WN 664 P$(LEN(P5)+1)=".00"
WQ 665 P$(LEN(P5)+1)=".00"
GD 670 IF BAL=0 THEN B$="0.00":GOTO 700
SZ 675 TRAP 695
TS 680 B5=STR$(BAL):IF B$(LEN(B5)-1,LEN(B
5)-1)="" THEN B$(LEN(B5)+1)="0"
HF 690 IF B$(LEN(B5)-2,LEN(B5)-2)<>"." TH
EN B$(LEN(B5)+1)=".00"
OR 692 GOTO 700
NS 695 B$(LEN(B5)+1)=".00"
UR 700 POSITION 1,LINECNT:? IIS;"-";JJ:P
OSITION 10,LINECNT:? P5;
XF 705 POSITION 19,LINECNT:? X5:POSITION
28,LINECNT:? B5;
XM 710 IF LINECNT>=17 THEN GOSUB 730
ZH 720 RETURN
RR 730 TRAP 775
WV 740 POKE 764,255
DK 750 ? " ":? DASH$
WU 760 TP5=STR$(TOTP):IF TP$(LEN(TP5)-1,L
EN(TP5)-1)="" THEN TP$(LEN(TP5)+1)="0"
"
OE 770 IF TP$(LEN(TP5)-2,LEN(TP5)-2)<>"."
THEN TP$(LEN(TP5)+1)=".00"
UT 772 GOTO 777
KE 775 TP$(LEN(TP5)+1)=".00"
TO 777 TRAP 795
HQ 780 TIS=STR$(TOTI):IF TIS$(LEN(TIS)-1,L
EN(TIS)-1)="" THEN TIS$(LEN(TIS)+1)="0"
"
YW 790 IF TIS$(LEN(TIS)-2,LEN(TIS)-2)<>"."
THEN TIS$(LEN(TIS)+1)=".00"
VT 792 GOTO 797
EY 795 TIS$(LEN(TIS)+1)=".00"
KJ 797 TRAP 40000
QT 800 POSITION 1,19:? "TOTAL":POSITION 8
,19:? TP5:POSITION 19,19:? TIS
KK 810 ? " _____
";
FK 820 ? BORDR$;
FM 830 ? BORDR$;
BT 840 ? " _____
";
```

```

SM 850 POSITION 2,21:? " P=Print RETURN=9
o to the next year";
AR 860 POSITION 2,22:? " START=return t
o the MAIN MENU ";
QK 870 IF BAL=0 THEN POSITION 11,21:? " I
his is the last year. ";
DR 880 POKE 764,255:POKE 53279,7
QX 890 A=PEEK(53279):B=STRIG(0):D=PEEK(76
4)
GZ 900 IF A=6 THEN POP :GOSUB GSND:GOTO 3
880
QY 910 IF B=0 THEN GOTO 940
OY 920 IF D=10 THEN GOSUB GSND:TRAP 3300:
P=0:Q=20:GOSUB 960:GOTO 800
HH 930 IF D<12 THEN GOTO 890
FV 940 IF JJ>=FINISH THEN POP :GOSUB GSND
:GOTO 3080
ZP 950 RETURN
PQ 960 REM COPY SCREEN TO PRINTER
JU 970 POKE 764,255:D=255:A=7
MC 980 POSITION 2,21:? " Position Paper a
nd press SPACE-BAR ";
CW 990 POSITION 2,22:? " (Press OPTION to
Exit Print Mode) ";
KG 1000 D=PEEK(764):A=PEEK(53279)
RS 1010 IF D=33 THEN POKE 764,255:D=255:G
OTO 1040
BF 1020 IF A=3 THEN POKE 53279,7:A=7:GOTO
1160
MX 1030 GOTO 1000
GD 1040 POKE 764,255
CM 1050 POSITION 2,21:? "
";
NI 1060 IF MM=1 THEN LPRINT " HOME
LOAN ANALYSIS"
LQ 1070 FOR Y=P TO Q
QF 1080 FOR X=1 TO 38
SE 1090 POSITION X,Y
GI 1100 GET #5,G
YM 1110 LINEPRINTS(X+1,X+1)=CHR$(G)
LG 1120 NEXT X
RM 1130 A=PEEK(53279):IF A=3 THEN POKE 53
279,7:POP :GOTO 1160
EP 1140 LPRINT LINEPRINTS
MA 1150 NEXT Y
GL 1160 POKE 764,255
AW 1170 RETURN
DO 1180 REM SCREEN OUTPUT
GR 1190 BEGIN=SJJ:FINISH=SJJ+YEARS+2
NC 1200 POKE 752,0:POKE 764,255
KD 1210 IF SELECT<SJJ THEN SELECT=SJJ
QC 1220 TRAP 3080
HR 1230 POKE 201,9:LINECNT=20:GOSUB 380
BB 1240 GOSUB 2430
LF 1250 FFINT=SFFINT:YEARS=5YEARS:II=SII:
JJ=SJJ
ZG 1260 POSITION 3,21:? " CALCULA
TING ";:POSITION 24,21:?
JJ;
HU 1270 POSITION 2,22:? " (Press OPTION t
o Exit Calculation) ";
UA 1280 II=II-1
PX 1290 FOR I=1 TO YEARS+1
ER 1300 FOR J=1 TO 12
SL 1310 II=II+1
MT 1320 IF II<13 THEN GOTO 1340
SU 1330 II=1:JJ=JJ+1
RO 1340 FINT=R*BAL
KU 1350 FINT=INT((FINT+5.0E-03)*100)/100
FS 1360 FINT=FINT*100:FINT=INT(FINT):FINT
=FINT/100
DG 1370 FESS=PAY-FINT:TOTP=TOTP+FESS:TOTI
=TOTI+FINT
OS 1380 KEY1=PEEK(53279):IF KEY1<6 THEN P
OP :KEY1=7:GOTO 3080
HE 1390 IF FESS>=BAL THEN GOTO 1450
OJ 1400 BAL=BAL-FESS:POKE 752,1
NM 1410 IF JJ<SELECT THEN POSITION 3,21:?
"
CALCULATING ";JJ;"

```

```

";:SOUND 1,5,10,5:SOUND 1,0,0,0
LN 1420 IF JJ>=SELECT AND JJ<=FINISH THEN
GOSUB 440
FR 1430 NEXT J
FJ 1440 NEXT I
OK 1450 ADJ=FESS-BAL:FESS=BAL:BAL=0:TOTP=
TOTP-ADJ
UN 1460 GOSUB 440:IF LINECNT<17 THEN GOSU
B 730
JL 1470 POSITION 1,20:? "LAST PAYMENT "
:FESS+FINI;
LG 1480 IF BAMS>0 THEN ? " + ";BAMT;" BAL
LOON";
ST 1490 GOTO 3080
AJ 1500 RETURN
VD 1510 REM START
HE 1520 GRAPHICS 2+16:GOSUB 380
ZR 1530 SETCOLOR 0,9,4:SETCOLOR 1,13,4
EO 1540 SETCOLOR 2,4,6:SETCOLOR 3,0,0
JP 1550 SETCOLOR 4,12,12
WH 1560 PRINT #6:PRINT #6
QS 1570 PRINT #6;" HOME "
SN 1575 PRINT #6;" LOAN "
HV 1580 PRINT #6;" ANALYSIS":PRINT #
6
UD 1590 PRINT #6;" COPYRIGHT 1982 "
ME 1600 PRINT #6;" BY JIM SKINNER "
WG 1610 PRINT #6
EJ 1620 PRINT #6;" press start "
GM 1630 COLOR 4:PLOT 0,0:DRANTO 0,11:DRAW
TO 19,11:DRANTO 19,0:DRANTO 0,0
EE 1640 IF PEEK(53279)<6 THEN GOTO 1640
GI 1650 TRAP 4:POKE 764,255
SO 1660 GOTO 3080
MS 1670 REM ENTER PURCHASE PRICE
EV 1710 SBAL=VAL(I5):GOTO 3250
DX 1720 REM ENTER INTEREST RATE
LC 1750 IF I5>"50" THEN GOTO 3460
EF 1755 SFFINT=VAL(I5):I5=""
CU 1760 R=SFFINT/1200:BCALC=1
SE 1770 GOTO 3250
OJ 1780 REM ENTER LENGTH
ES 1810 SYEARS=VAL(I5):BCALC=1
RR 1820 GOTO 3250
PV 1830 REM ENTER FIRST MONTH
XI 1860 SII=VAL(I5)
GG 1870 IF SII<1 OR SII>12 THEN SII=1
SJ 1880 GOTO 3250
JX 1890 REM ENTER FIRST YEAR
XN 1920 SJJ=VAL(I5)
RW 1930 GOTO 3250
ZI 1950 REM ENTER AMORTIZATION YEAR
HV 1980 SELECT=VAL(I5)
SO 1990 GOTO 3250
OT 2000 REM ENTER DOWN PAYMENT
XU 2030 DPMT=VAL(I5):IF SBAL<DPMT THEN GO
TO 3460
RI 2040 GOTO 3250
SR 2050 REM ENTER BALLOON PAYMENT
OZ 2080 BAMS=VAL(I5):BCALC=1:GOTO 3250
RU 2090 REM ENTER MONTHLY PAYMENT
QH 2120 MPMT=VAL(I5):PAS=I5:GOSUB 2920:GO
SUB 2590:GOTO 3250
VZ 2130 REM ENTER APPRAISED VALUE
MK 2160 AVAL=VAL(I5)
RT 2170 GOTO 3250
BR 2180 REM <<<ENTER APPRAISED YEAR>>>
IB 2210 AYEAR=VAL(I5)
RG 2220 GOTO 3250
XP 2230 REM ENTER RATE OF APPRECIATION
ZV 2260 ARATE=VAL(I5):GOSUB 2760
RV 2270 GOTO 3250
NC 2280 REM ENTER RESALE VALUE
ND 2310 FVAL=VAL(I5)
RI 2320 GOTO 3250
WP 2330 REM SELECT PRINT SCREEN
KB 2340 TRAP 3300:P=4:Q=18:MM=1

```

continued on next page

```

CF 2350 GOSUB 960
VN 2360 MM=0
RX 2370 GOTO 3250
MH 2380 REM ENTER RESALE YEAR
JJ 2410 FYEAR=VAL(I5)
RK 2420 GOTO 3250
VQ 2430 REM CALC MONTHLY PAYMENT
RK 2440 TRAP 2560
LK 2450 BAL=(SBAL-DPMT)-PVBAMT:R=SFFINT/1
200
LK 2460 ABAL=BAL:FINISH=YEARS+5JJ
HI 2470 IF BAMT=0 THEN PAY=(1+R)^(YEARS*
12):GOTO 2490
UF 2480 PAY=(1+R)^((YEARS*12)-1)
YG 2490 PAY=R*PAY*BAL/(PAY-1)
UB 2492 TRAP 2527
YC 2500 PAY=INT((PAY+5.0E-03)*100)/100
PG 2510 PAS=STR$(PAY):IF PAS(LEN(PAS)-1,L
EN(PAS)-1)="." THEN PAS(LEN(PAS)+1)="0
"
NX 2520 IF PAS(LEN(PAS)-2,LEN(PAS)-2)<>".
" THEN PAS(LEN(PAS)+1)="00"
WA 2525 GOTO 2528
VO 2527 PAS(LEN(PAS)+1)="00"
PS 2528 TRAP 40000
UM 2530 POSITION 28,9:? " "
CQ 2540 POSITION 28,9:? PAS
AZ 2550 RETURN
AK 2560 TRAP 3460:IF PEEK(195)=11 THEN GO
TO 3460
VB 2570 PAS(LEN(PAS)+1)="00"
SD 2580 GOTO 2530
LU 2590 REM CALCULATE PURCHASE PRICE
FB 2600 R=SFFINT/1200
ZA 2610 IF BAMT=0 THEN PAY=(1+R)^(YEARS*
12):GOTO 2630
TR 2620 PAY=(1+R)^((YEARS*12)-1)
BK 2630 BAL=(MPMT*(PAY-1))/(R*PAY)
RJ 2640 BAL=INT(BAL+0.5)
QN 2650 SBAL=BAL+PVBAMT+DPMT
QP 2660 POSITION 28,4:? " "
FW 2670 POSITION 28,4:? SBAL;
BK 2680 RETURN
SE 2690 REM CALC APPRECIATION RATE
NT 2700 ARATE=(FVAL-AVAL)/(FYEAR-AYEAR)
SH 2710 ARATE=(ARATE/AVAL)*100
UL 2720 ARATE=INT((ARATE+5.0E-03)*100)/10
0
YU 2730 POSITION 28,16:? " "
NB 2740 POSITION 28,16:? ARATE;
BD 2750 RETURN
TR 2760 REM CALC FUTURE RE VALUE
AG 2770 FVAL=AVAL:IF FYEAR=AYEAR THEN GOT
O 2890
FV 2780 IF FVAL=0 THEN GOTO 2890
TK 2790 IF FYEAR<AYEAR THEN GOTO 2850
MJ 2800 FOR X=1 TO (FYEAR-AYEAR)
DL 2810 FVAL=FVAL+(FVAL*(ARATE/100))
PL 2820 FVAL=INT(FVAL)
LY 2830 NEXT X
WH 2840 GOTO 2890
OC 2850 FOR X=1 TO (AYEAR-FYEAR)
FE 2860 FVAL=FVAL-(FVAL*(ARATE/100))
QA 2870 FVAL=INT(FVAL)
MN 2880 NEXT X
AH 2890 POSITION 28,17:? " "
RR 2900 POSITION 28,17:? FVAL;
AV 2910 RETURN
CG 2920 REM CALCULATE PV OF BALLOON
BM 2930 POKE 752,1:POKE 53279,7:IF BAMT=0
THEN PVBAMT=0:GOTO 3050
FZ 2940 IF BCALC=0 THEN GOTO 3050
DZ 2950 POSITION 3,21:? " Calculating p
resent Value "
BC 2960 POSITION 3,22:? " of Balloon
Payment "
EB 2970 PVBAMT=BAMT
BS 2980 FOR X=1 TO (YEARS*12):SOUND 1.5,
10.5:SOUND 1.0,0.0

```

```

JS 2990 POSITION 27,22:? ((YEARS*12)-X);
" ";
ZS 3000 A=PEEK(53279)
WI 3010 PVBAMT=(PVBAMT-(PVBAMT*R))
LD 3020 IF PVBAMT<0 OR A=3 THEN PVBAMT=0:
POP :GOTO 3040
AP 3030 NEXT X:BCALC=0
XV 3040 PVBAMT=INT((PVBAMT+5.0E-03)*100)/
100
LC 3050 POSITION 3,21:? "OPTION=up SELECT
=down START=compute";
PA 3060 POSITION 3,22:? "Type a number an
d then press RETURN";
AW 3070 RETURN
QX 3080 REM FORMAT AT SCREEN
YI 3090 TOTP=0:TOTI=0:MM=1
TJ 3100 POKE 82,1:POKE 83,39:GRAPHICS 0:G
OSUB 380
NU 3110 POKE 752,1:POKE 764,255
OI 3120 SETCOLOR 1,14,12:SETCOLOR 2,10,5:
SETCOLOR 4,0,12
CS 3130 ? "
" ";
KA 3140 ? BORDRS;
KD 3150 ? BORDRS;
TF 3160 ? "
" ";
LH 3170 POSITION 6,1:? " HOME LOAN AN
ALYSIS"
GA 3180 POSITION 6,2:? " (C) 1982 by Jim
Skinner"
CP 3190 GOSUB 3530
CP 3200 POSITION 1,20
CO 3210 ? "
" ";
JW 3220 ? BORDRS;
JZ 3230 ? BORDRS;
TB 3240 ? "
" ";
CJ 3250 GOSUB KSND
PH 3260 POKE 752,1
LM 3270 POSITION 3,21:? "OPTION=up SELECT
=down START=compute";
PK 3280 POSITION 3,22:? "Type a number an
d then press RETURN";
RF 3290 GOTO 170
MP 3300 REM PRINTER OFF LINE
MQ 3310 POSITION 2,22:? " Please turn
your printer on. " :GOSUB BSND
GF 3320 POKE 764,255
KR 3330 IF MM=1 THEN GOTO 3080
ST 3340 GOTO 850
YQ 3350 REM INITIALIZE
MY 3360 CLR :POKE 65,1:POKE 764,255
NI 3370 OPEN #5,4,0,"S:"
WF 3380 SETCOLOR 1,0,0:SETCOLOR 2,0,0
DC 3390 KSND=400:BSND=410:GSND=430
MU 3400 DIM IS(10),IIS(2),Y(3),LINEPRINTS
(40),XS(13),PS(13),BS(13),PAS(13),TPS(
13),TIS(13)
LC 3410 SBAL=55000:DPMT=5000:SFFINT=12.5:
YEARS=30:SII=1:SJJ=1980:KEY=255:KEY1=
7:LN=7:AYEAR=1980:FYEAR=1990
QG 3420 BEGIN=1980:FINISH=5JJ+YEARS:SELE
CT=1985:TOTP=0:TOTI=0:AVAL=55000:FVAL=
90000:M=4:MPMT=533.63
FI 3425 DIM BORDRS(39),RETRNS(35),DASHS(3
8),T(19)
VK 3430 LINEPRINTS(1)=" ":LINEPRINTS(40)=
" ":LINEPRINTS(2)=LINEPRINTS
GF 3432 BORDRS="I
I "
GV 3434 RETRNS=" then press RETURN
"
PT 3436 DASHS="-----
-----"
XD 3440 GOSUB 380:GOSUB 3710:GOSUB 2690:G
OSUB 2430
OI 3450 GOTO 1510

```



```

DW 3460 REM INPUT ERROR /
LG 3470 IS="0":POP
JM 3480 POSITION 3,21:? " I couldn't read the last number ";
DP 3490 POSITION 3,22:? " you typed... Please try again. ";
MV 3500 CLOSE #1
LE 3510 GOSUB BSND:TRAP 40000
SC 3520 GOTO 3080
ZS 3530 REM MAIN SCREEN
JC 3540 POSITION 3,4:? "Purchase Price...
..... ";SBAL
SQ 3550 POSITION 3,5:? "Down Payment....
..... ";DPMT
HP 3560 POSITION 3,6:? "Interest Rate...
..... ";SFFINT
AT 3570 POSITION 3,7:? "Balloon Payment..
..... ";BAMT
QY 3580 POSITION 3,8:? "Length of Loan in Years ";YEARS
VF 3590 POSITION 3,9:? "Monthly Payment..
..... ";PAS
ZO 3600 POSITION 3,10:? "Year of First Payment. ";SJJ
GH 3610 POSITION 3,11:? "Month of First Payment. ";SII
HZ 3620 POSITION 3,12:? "Amortization Year..... ";SELECT
MH 3630 POSITION 3,13:? "Calculate Amortization Schedule "
RL 3640 POSITION 3,14:? "Appraised Value. .... ";AVAL
NV 3650 POSITION 3,15:? "Appraised Year.. .... ";AYEAR
TB 3660 POSITION 3,16:? "Appreciation rate..... ";ARATE
ZZ 3670 POSITION 3,17:? "Resale Value.... .... ";FVAL
DN 3680 POSITION 3,18:? "Resale Year..... .... ";FYEAR
XE 3690 POSITION 3,19:? "Print This Information Print"
AP 3700 RETURN
YR 3710 RESTORE :FOR X=1 TO 19:READ F:T(X):F=NEXT X:RETURN
AZ 3720 DATA 1,1,1,7,7,5,7,2,6,4,2,4,1,7,4,5,7,4,1

```

convert your drachmas to pesos

# CURRENCY CHANGER

Article on page 31.

```

LQ 5 REM CURRENCY CAPERS
TG 6 REM BY JOHN W. GOOLEVITCH
QO 7 REM ANTIC MAGAZINE
LH 10 DIM PLACE1$(15),PLACE2$(15),CUR1$(8),CUR2$(8)
YM 100 GRAPHICS 17
BM 110 POSITION 2,3:? #6;"CURRENT"
BE 120 POSITION 5,6:? #6;"FOREIGN"
AE 130 POSITION 8,9:? #6;"EXCHANGE"
ST 140 POSITION 11,12:? #6;"PROGRAM"
QY 150 POSITION 6,14:? #6;"by"
EZ 160 POSITION 1,18:? #6;"John W. Gooley"
RO 170 POSITION 3,22:? #6;"PRESS ANY KEY"
OH 180 SETCOLOR 2,4,6:SETCOLOR 0,10,6:GOSUB 200
PU 190 SETCOLOR 0,4,6:SETCOLOR 2,10,6:GOSUB 200:GOTO 180
GD 200 R=INT(RND(0)*150)+75:FOR V=13 TO 1 STEP -2:SOUND 0,R,10,V:NEXT V:SOUND 0,0,0:FOR P=1 TO 30:NEXT P
WI 210 IF PEEK(764)=255 THEN RETURN
IK 220 POP :POKE 764,255:SOUND 0,0,0,0
JG 230 GRAPHICS 0:POKE 752,1:SETCOLOR 2,0,0:? :? " CURRENT FOREIGN EXCHANGE"
AG 240 ? :? " FOR THIS PROGRAM, YOU WILL NEED"
CK 250 ? "TODAY'S NEWSPAPER."
QT 260 ? :? " THERE, YOU WILL FIND THE LIST OF"
OC 270 ? "CURRENT FOREIGN EXCHANGES."
VM 280 ? :? " WITH THIS LIST AND THIS PROGRAM."
AX 290 ? "WE WILL BE ABLE TO CALCULATE AND"
PG 300 ? "EXCHANGE MONEYS TO AND FROM ANY"
EM 310 ? "CURRENCY YOU WISH."
UK 320 ? :? " PRESS ANY KEY "

```

```

GOSUB 440
CY 330 IF PEEK(764)=255 THEN 330
XM 340 POKE 764,255:? "N"
QG 350 POKE 752,1:SETCOLOR 2,0,0:? :? " EXCHANGE OPTIONS"
DI 360 ? :? "1. HOME COUNTRY TO FOREIGN COUNTRY"
UP 370 ? :? "2. FOREIGN COUNTRY TO HOME COUNTRY"
GQ 380 ? :? "3. FOREIGN COUNTRY TO FOREIGN COUNTRY"
DZ 390 ? :? " SELECT (1, 2 OR 3):":GOSUB 440:INPUT OPTION
KW 400 POKE 764,255:GOSUB 410:GOTO 530
PM 410 REM SCROLL OFF SCREEN WITH SOUND
FX 420 FOR R=1 TO 23:? " ":SOUND 0,R*8,0,10:NEXT R:SOUND 0,0,0,0:RETURN
CC 440 REM INPUT SOUND
TP 450 C=INT(RND(1)*20)*10+40
IY 460 FOR A=C TO C-15 STEP -2
ZX 470 SOUND 0,A,10,A-C+15:SOUND 1,A+10,10,A-C+15
DI 480 NEXT A
WW 490 FOR R=1 TO 2:FOR B=12 TO 0 STEP -3
SW 500 SOUND 0,A,10,B:SOUND 1,A+10,10,B
HK 510 NEXT B:NEXT R
ZF 520 RETURN
UZ 525 REM DISPLAY 44 COUNTRIES
MI 530 GRAPHICS 0:SETCOLOR 2,13,2:SETCOLOR 4,13,2
LK 540 POKE 752,1:RESTORE 2000
ZY 550 READ NUM,PLACE1$,CUR1$:SOUND 0,(NUM+10)*1.5,10,10:SOUND 1,(NUM+10)*3,10,10
NE 560 IF NUM<10 THEN POSITION 3,NUM-1
OR 570 IF NUM>9 THEN POSITION 2,NUM-1
WF 580 ? NUM;"":PLACE1$
XD 590 IF NUM<22 THEN SOUND 0,0,0,0:SOUND 1,0,0,0:GOTO 550
ZT 620 READ NUM,PLACE1$,CUR1$:SOUND 0,(NUM

```

continued on next page

```

M+10)*1.5,10,10:SOUND 1,(NUM+10)*3,10,
10
FL 630 POSITION 20,NUM-23
VY 640 ? NUM;"":PLACE15
UP 650 IF NUM<44 THEN SOUND 0,0,0,0:SOUND
1,0,0,0:GOTO 620
UG 660 GOSUB 440
LH 670 IF OPTION=1 THEN GOSUB 790:GOTO 69
0
FX 680 ? " COUNTRY TO EXCHANGE FROM
B";
LR 690 INPUT N1
IO 700 RESTORE 2000:GOSUB 440
EP 710 READ NUM,PLACE15,CUR15:IF NUM=N1 T
HEN 730
OJ 720 GOTO 710
HE 730 IF OPTION=2 THEN GOSUB 790:GOTO 75
0
FA 740 ? " COUNTRY TO EXCHANGE TO
B";
LW 750 INPUT N2
KA 760 RESTORE 2000:GOSUB 410:? "K"
ES 770 READ NUM,PLACE25,CUR25:IF NUM=N2 T
HEN 800
RJ 780 GOTO 770
HG 790 ? " YOUR HOME COUNTRY
B":RETURN
TB 800 GOSUB 1140
SJ 810 IF OPTION=1 THEN RATE1=1:GOTO 860
RW 820 ? "WHAT IS THE CURRENT EXCHANGE RA
TE"
PS 830 ? "OF THE ";PLACE15;" ";CUR15:INP

```

```

UT RATE1
TJ 840 GOSUB 1140
YK 850 IF OPTION=2 THEN RATE2=1:GOTO 890
SE 860 ? "WHAT IS THE CURRENT EXCHANGE RA
TE"
TW 870 ? "OF THE ";PLACE25;" ";CUR25:INP
UT RATE2
TR 880 GOSUB 1140
NI 890 ? "HOW MANY ";PLACE25;" ";CUR25;"
5"
OH 900 ? "WOULD YOU LIKE TO BUY ";:INPUT
AMOUNT:GOSUB 440
YA 910 IF OPTION=1 THEN TOTAL=RATE1*RATE2
*AMOUNT
PM 920 IF OPTION=2 THEN TOTAL=AMOUNT/RATE
1
RZ 930 IF OPTION=3 THEN T=AMOUNT/RATE1:TO
TAL=T*RATE2
QR 940 TOTAL=INT(100*TOTAL+0.5)/100
YR 950 ? :? :? AMOUNT;" ";PLACE25;" ";CUR
25;"5"
PT 960 ? :? "WILL COST YOU":? :?
KU 970 IF TOTAL<10 THEN N=0.1:GOTO 1010
YM 980 IF TOTAL<100 THEN N=1:GOTO 1010
5C 990 IF TOTAL<1000 THEN N=11:GOTO 1010
HR 1000 N=251
HV 1010 FOR ADD=0 TO TOTAL STEP N:? "+" :A
DD:SOUND 0,2,12,10:SOUND 0,0,0,0:FOR P
=1 TO 5:NEXT P:NEXT ADD
FU 1020 ? "+" :TOTAL;" ";PLACE15;" ";CUR15
;"5"
TN 1030 POSITION 2,21:? "PRESS OPTION FOR
DIFFERENT COUNTRIES"
RI 1040 POSITION 2,22:? "PRESS SELECT TO
ALTER AMOUNT ENTERED"
EP 1070 POSITION 8,21:? "OPTION":FOR P=1
TO 5:NEXT P
WZ 1080 POSITION 8,22:? "SELECT":FOR P=1
TO 5:NEXT P:POKE 53279,0
MT 1090 FOR R=1 TO 25:IF PEEK(53279)=3 TH
EN RESTORE 2000:GOSUB 410:GRAPHICS 0:5
ETCOLOR 2,13,2:GOTO 340
RF 1100 IF PEEK(53279)=5 THEN GOSUB 410:?
"K":GOTO 880
OK 1110 NEXT R:GOTO 1030
CD 1140 POKE 82,0:GOSUB 440
PE 1150 ? :? "
"
PN 1160 ? :? "
"
XS 1170 POKE 82,2:? "++++":RETURN
NZ 1990 REM DATA FOR 44 COUNTRIES
ZB 2000 DATA 1,AUSTRALIA,DOLLAR,2,AUSTRIA
,SHILLING,3,BAHAMAS,DOLLAR,4,BARBADOS,
DOLLAR,5,BELGIUM,FRANC,6,BERMUDA
NJ 2010 DATA DOLLAR,7,CANADA,DOLLAR,8,CAY
MAN,DOLLAR,9,CHINA,RENMINBI,10,CZECHOS
LOVAKIA,CROWN,11,DENMARK,KRONER,12
XF 2020 DATA EAST CARIBBEAN,DOLLAR,13,FIJ
I,DOLLAR,14,FINLAND
AT 2025 DATA FINNMARK,15,FRANCE,FRANC,16,
GERMANY(WEST),MARK,17,GREECE
DY 2030 DATA DRACHMA,18,GUYANA,DOLLAR,19,
HONG KONG,DOLLAR,20
ES 2035 DATA INDIA,RUPEE,21,INDONESIA,RUP
IAH,22,IRELAND,PUNT,23,ITALY
KH 2040 DATA LIRE,24,JAMAICA,DOLLAR,25,JA
PAN,YEN,26,KUWAIT,DINAR,27,MALAYSIA,DO
LLAR,28,MEXICO,PE50,29,NETHERLANDS
DY 2050 DATA GUILDER,30,NEW ZEALAND,DOLLA
R,31,NORWAY,KRONER,32
EK 2055 DATA PAKISTAN,RUPEE,33,PORTUGAL,E
SCUDO,34,SAUDI ARABIA,RIYA
XM 2060 DATA 35,SINGAPORE,DOLLAR,36,SOUTH
AFRICA,RAND,37,SPAIN,PESETA,38,SWEDEN
,KRONER,39,SWITZERLAND,FRANC
OZ 2070 DATA 40,TANZANIA,SCHILLING,41,TRI
NIDAD&TOBAGO,DOLLAR,42,UNITED STATES,D
OLLAR,43,UNITED KINGDOM,POUND
ZY 2080 DATA 44,VENEZUELA,BOLIVAR

```

**Instant Relief!**

**Antic Magazine+Disk Subscription**

**Only \$99.95 for 12 issues.**

# INCOME TAX SPREADSHEET

Article on page 22.

## TEMPLATE SECTION 1

## TEMPLATE SECTION 2

	A	B	C	D	E
2	RECALCULATE THIS SHEET FOUR TIMES				
3	1983 INCOME TAX CALCULATOR				
4	LINE				
5	-----				
6	1040 FILING STATUS (1= SINGLE				
7	1-5 (2= MARRIED-JOINT,				
8	(3= MARRIED-SEPARATE				
9	(4= HEAD/HOUSEHOLD,				
10	(5= WIDOW(ER).....				0
11					
12	6e TOTAL EXEMPTIONS =				0
13	----- INCOME -----				
14	7 WAGES				\$0
15	8 INTEREST (Sched B)				0
16	9a DIVIDENDS (S.B)				0
17	9b-C EXCLUSION				0
18	10 TAX REFUNDS				0
19	11 ALIMONY				0
20	12 BUSINESS (Sch C)				0
21	13 CAPITAL GAIN(Sch D)				0
22	14 40% CAP GAIN				0
23	15 SUPP GAINS				0
24	16 FULLY TAXABLE PENSION				0
25	17b OTHER PENSION, TAXABLE				0
26	18 RENTS, ETC. (Sch E)				0
27	19 FARM (Sch F)				0
28	20b TAXABLE UNEMPLOYMENT				0
29	21 OTHER INCOME				0
30	22 TOTAL INCOME				\$0
31	23 MOVING EXP				0
32	24 EMPLOYEE BUS. (2106)				0
33	25 IRA DEDUCTION				0
34	26 KEOGH				0
35	27 WITHDRAWAL PENALTY				0
36	28 ALIMONY				0
37	29 SCHEW COUPLE DED				0
38	30 DISABILITY EXCLUSION				0
39	31 TOTAL INCOME ADJ				\$0
40	32&33 *** ADJ GROSS INCOME				\$0
41	34a/b ITEMZD DED. (Sch A)				0
42	35 NET INCOME				\$0
43	36 EXEMPTION VALUE				0
44	37 NET TAXABLE INCOME				0
45	38 RATE SCHEW TAX				0
46	39 SCHED G TAX				0
47	40 ADDITIONAL TAXES				0
48	41 *** TOTAL TAX				\$0
49	41/44 TAX CREDITS				0
50	45 CARE CRED 2241				0
51	46-48 OTHER CREDITS				0
52	49 BALANCE				\$0
53	50 SELF EMPLOY (Sch SE)				0
54	51/55 OTHER TAXES				0
55	56 TOTAL TAX				\$0
56	57 WITHHELD				0
57	58 83 ESTIMATED PAYMENTS				0
58	59 EARNED INCOME				0
59	60 FORM 4868				0
60	61 EXCESS FICA				0
61	62/63 MISC TAXES				0
62	64 *** TOTAL PAYMENTS				\$0
63	65 OVERPAID				\$0
64	68 OWED				\$0

	A	B	C	D	E
65	SCHEDULE X SINGLE				
66	2,300	0	0.11		
67	3,400	121	0.131040TAX		0
68	4,400	251	0.15		
69	8,500	866	0.17SCHED G TAXES		
70	10,800	1,257	0.19LINE 23		0
71	12,900	1,656	0.21LINE 21		0
72	15,000	2,097	0.24LINE 20		0
73	18,200	2,865	0.28LINE 12		0
74	23,500	4,349	0.32LINE 14		0
75	28,800	6,045	0.36		
76	34,100	7,953	0.40		
77	41,500	10,913	0.45		
78	55,300	17,123	0.50		
79	SCHEDULE Y MARRIED & WIDOW(ER)				
80	1	0	0.00		
81	3,400	0	0.11 FLAG		0
82	5,500	231	0.13		
83	7,600	504	0.151040TAX		0
84	11,900	1,149	0.17SCHEDULE G TAXES		
85	16,000	1,846	0.19LINE 23		0
86	20,200	2,644	0.23LINE 21		0
87	24,600	3,656	0.26LINE 20		0
88	29,900	5,034	0.30LINE 12		0
89	35,200	6,624	0.35LINE 14		0
90	45,800	10,334	0.40		
91	60,000	16,104	0.44		
92	85,600	27,278	0.48		
93	109,400	38,702	0.50		
94	SCHEDULE Y SEPARATE				
95	1	0	0.00		
96	1,700	0	0.11 FLAG		0
97	2,750	116	0.13		
98	3,800	252	0.151040TAX		0
99	5,950	575	0.17SCHEDULE G TAXES		
100	8,000	923	0.19LINE 23		0
101	10,100	1,322	0.23LINE 21		0
102	12,300	1,828	0.26LINE 20		0
103	14,950	2,517	0.30LINE 12		0
104	17,600	3,312	0.35LINE 14		0
105	22,900	5,167	0.40		
106	30,000	8,007	0.44		
107	42,800	13,639	0.48		
108	54,700	19,351	0.50		
109	SCHEDULE Z HEAD OF HOUSEHOLD				
110	1	0	0.00		
111	2,300	0	0.11 FLAG		0
112	4,400	231	0.13		
113	6,500	504	0.151040TAX		0
114	8,700	834	0.18SCHEDULE G TAXES		
115	11,800	1,392	0.19LINE 23		0
116	15,000	2,000	0.21LINE 21		0
117	18,200	2,672	0.25LINE 20		0
118	23,500	3,997	0.29LINE 12		0
119	28,800	5,534	0.34LINE 14		0
120	34,100	7,336	0.37		
121	44,700	11,258	0.44		
122	60,600	18,254	0.48		
123	81,800	28,430	0.50		

continued on next page

## TEMPLATE SECTION 3

## TEMPLATE SECTION 4

	A	B	C	D	E
125	SCHEDULE A				
126	MEDICAL EXPENSES				
127	1	PRESCRIPTIONS		\$0	
128	2-3	LESS 1%		0	\$0
129	4a	DR, DDS, ETC.			0
130	4b	TRANSPORTATION			0
131	4c	OTHER			0
132	4c				0
133	5	TOTAL			\$0
134	6	LESS 5%			0
135	7	DEDUCTION			\$0
136	TAXES				
137	8	INCOME			0
138	9	REAL ESTATE			0
139	10a/b	SALES			0
140	11	OTHER			0
141	12	DEDUCTION			\$0
142	INTEREST				
143	13a	INT. FINANCIAL			0
144	13b	INT. OTHER			0
145	14	CREDIT CARDS			0
146	15	OTHER			0
147	15	OTHER			0
148	16	DEDUCTION			\$0
149	CONTRIBUTIONS S				
150	17a	CASH SMALL			0
151	17b	CASH LARGE			0
152	18	NON-CASH			0
153	19	CARRYOVER			0
154	20	DEDUCTION			\$0
155	21	CASULTY LOSS			\$0
156	MISC				
157	22	DUES			0
158	23	TAX PREP			0
159	24	OTHER			0
160	24	OTHER			0
161	25	DEDUCTION			\$0
162	TOTALS				
163	26	SUM ABOVE			\$0
164	27	STATUS DEDUCTION			0
165	28	TOTAL			\$0

	A	B	C	D	E
190	SCHEDULE G INCOME AVERAGING				
191	1	'79 1040 L 34			0
192	2	'79 EXEMPNS * \$1000			0
193	4	'80 1040 L 34			0
194	5	'80 EXEMPNS * \$1000			0
195	7	'81 1040 L 34			0
196	8	'82 1040 L 37			0
197	9	OUTSIDE US INCOME 79-82			0
198	10	TOTAL INCOME			\$0
199	12	1983 1040 L 37			0
200	13	PREMATURE DISTRIBUTION			0
201	14	SUBTOTAL			\$0
202	15	COMMUNITY/SEPARATE			0
203	16	SUBTOTAL			\$0
204	17	30%*L10 (L 11)			0
205	18	AVERAGEABLE INCOME			0
206	19	20% OF AVERAGEABLE INCOME			0
207	20	30% OF TOTAL INC (L10)			0
208	21	SUBTOTAL			\$0
209	22	COMMUNITY/SEPARATE (L15)			0
210	23	SUBTOTAL			\$0
211	24	TAX ON LINE 23			0
212	25	TAX ON LINE 21			0
213	26	TAX ON LINE 20			0
214	27	NET TAX & 25%*NET			\$0
215	29	TAX ON LINE 12			0
216	30	TAX ON L. 14 & NET			\$0
217	32	TOTAL TAXES TO 1040 L38			\$0

## TEMPLATE SECTION 5

## TEMPLATE SECTION 6

	A	B	C	D	E
166	SCHEDULE B				
167	INTEREST PART I				
168	1	SELLER-FINANCED			0
169	2	OTHER INTEREST			0
170	2				0
171	2				0
172	3	TOTAL NON ASC			\$0
173	4	ALL SAVERS			0
174	4	ALL SAVERS			0
175	5	ALL SAVERS TOTAL			\$0
176		MAX DED			1,000
177		DED TAKEN 82			0
178	6	ASC EXCLUSION			1,000
179	7	ASC BALANCE			0
180	8	TOTAL INTEREST			\$0
181	DIVIDENDS PART II				
182	9	PAYOR			0
183	9	PAYOR			0
184	9	PAYOR			0
185	10	TOTAL			\$0
186	11	GAIN DISTRIB			0
187	12	NONTAXABLE			0
188	13-14	UTILITY EXCL			0
189	15	TOTAL			\$0

	A	B	C	D	E
218	CHILD CARE CREDIT SCHED 2441				
219	3	EXPENSES PAID			\$0
220	4a	OWN EARNED INCOME			0
221	4b	SPOUSE'S E. INCOME			0
222	5	EXPENSE BASE			0
223		PERCENTAGE		0.30	
224	TABLE	10,000		0.29	
225		12,000		0.28	
226		14,000		0.27	
227		16,000		0.26	
228		18,000		0.25	
229		20,000		0.24	LINE 6
230		22,000		0.23	DEDUCTIBLE
231		24,000		0.22	PERCENT 30.00%
232		26,000		0.21	
233		28,000		0.20	
234	7	1983 PERCENTAGE AMOUNT			0
235	8	1982 EXP PAID IN 83 @ 82%			0
236	9	SUM OF 83 & 82			0
237	10a	TAX 1040 L 40			0
238	10b	1040 LINES 41-44			0
239	10c	NET OF 10a & 10b			\$0
240	11	DEDUCTIBLE AMOUNT			\$0

# LISTING 1

```

D16 E189
D45 E68+E84+E99+E114
D46 E217
D50 E240
D68 1040TAX
D70 SCHED G TAXES
D71 LINE 23
D72 LINE 21
D73 LINE 20
D74 LINE 12
D75 LINE 14
D82 FLAG
D84 1040TAX
D85 SCHEDULE G TAXES
D86 LINE 23
D87 LINE 21
D88 LINE 20
D89 LINE 12
D90 LINE 14
D97 FLAG
D99 1040TAX
D100 SCHEDULE G TAXES
D101 LINE 23
D102 LINE 21
D103 LINE 20
D104 LINE 12
D105 LINE 14
D112 FLAG
D114 1040TAX
D115 SCHEDULE G TAXES
D116 LINE 23
D117 LINE 21
D118 LINE 20
D119 LINE 12
D120 LINE 14
D128 E40*0.01
D212 E72+E87+E102+E117
D213 E73+E88+E103+E118
D215 E74+E89+E104+E119
D216 E75+E90+E105+E120
D229 LINE 6
D230 DEDUCTIBLE
D231 PERCENT
E15 E180
E17 D16
E30 @SUM(E29:E14)
E39 @SUM(E38:E31)
E40 E30-E39
E41 E165
E42 E40-E41
E43 1000*E12
E44 E42-E43
E46 @IF D46>0 AND D46<D45 THEN D4
6 ELSE D45
E48 E47+E46
E51 D51+D50+D49
E52 E48-E51
E55 E54+E53+E52
E62 @SUM(E61:E56)
E63 @IF E62>E55 THEN E62-E55 ELSE
0

```

```

E64 @IF E55>E62 THEN E55-E62 ELSE
0
E68 @IF [E10]=1 AND [E44]>2300 TH
EN @LOOKUP([E44],A67:A79,1)+@LOOK
UP([E44],A67:A79,2)*([E44]-@LOOKU
P([E44],A67:A79,0)) ELSE 0
E71 @IF [E10]=1 AND [E210]>2300 T
HEN @LOOKUP([E210],A67:A79,1)+@LO
OKUP([E210],A67:A79,2)*([E210]-@L
OOKUP([E210],A67:A79,0)) ELSE 0
E72 @IF [E10]=1 AND [E208]>2300 T
HEN @LOOKUP([E208],A67:A79,1)+@LO
OKUP([E208],A67:A79,2)*([E208]-@L
OOKUP([E208],A67:A79,0)) ELSE 0
E73 @IF [E10]=1 AND [E207]>2300 T
HEN @LOOKUP([E207],A67:A79,1)+@LO
OKUP([E207],A67:A79,2)*([E207]-@L
OOKUP([E207],A67:A79,0)) ELSE 0
E74 @IF [E10]=1 AND [E199]>2300 T
HEN @LOOKUP([E199],A67:A79,1)+@LO
OKUP([E199],A67:A79,2)*([E199]-@L
OOKUP([E199],A67:A79,0)) ELSE 0
E75 @IF [E10]=1 AND [E201]>2300 T
HEN @LOOKUP([E201],A67:A79,1)+@LO
OKUP([E201],A67:A79,2)*([E201]-@L
OOKUP([E201],A67:A79,0)) ELSE 0
E82 @IF [E10]=2 OR E10=5 THEN 1 E
LSE 0
E84 (@LOOKUP([E44],A81:A94,1)+@LO
OKUP([E44],A81:A94,2)*([E44]-@LOO
KUP([E44],A81:A94,0)))*E82
E86 (@LOOKUP([E210],A81:A94,1)+@L
OOKUP([E210],A81:A94,2)*([E210]-@L
OOKUP([E210],A82:A94,0)))*E82
E87 (@LOOKUP([E208],A81:A94,1)+@L
OOKUP([E208],A81:A94,2)*([E208]-@L
OOKUP([E208],A82:A94,0)))*E82
E88 (@LOOKUP([E207],A81:A94,1)+@L
OOKUP([E207],A81:A94,2)*([E207]-@L
OOKUP([E207],A82:A94,0)))*E82
E89 (@LOOKUP([E199],A81:A94,1)+@L
OOKUP([E199],A81:A94,2)*([E199]-@L
OOKUP([E199],A82:A94,0)))*E82
E90 (@LOOKUP([E201],A81:A94,1)+@L
OOKUP([E201],A81:A94,2)*([E201]-@L
OOKUP([E201],A82:A94,0)))*E82
E97 @IF [E10]=3 THEN 1 ELSE 0
E99 (@LOOKUP([E44],A96:A109,1)+@L
OOKUP([E44],A96:A109,2)*([E44]-@L
OOKUP([E44],A96:A109,0)))*E97
E101 (@LOOKUP([E210],A96:A109,1)+
@LOOKUP([E210],A96:A109,2)*([E210
]-@LOOKUP([E210],A97:A109,0)))*E9
7
E102 (@LOOKUP([E208],A96:A109,1)+
@LOOKUP([E208],A96:A109,2)*([E208
]-@LOOKUP([E208],A97:A109,0)))*E9
7
E103 (@LOOKUP([E207],A96:A109,1)+

```

continued on next page

```

@LOOKUP ([E207],A96:A109,2)*([E207
]-@LOOKUP ([E207],A97:A109,0))*E9
7
E104 (@LOOKUP ([E199],A96:A109,1)+
@LOOKUP ([E199],A96:A109,2)*([E199
]-@LOOKUP ([E199],A97:A109,0))*E9
7
E105 (@LOOKUP ([E201],A96:A109,1)+
@LOOKUP ([E201],A96:A109,2)*([E201
]-@LOOKUP ([E201],A97:A109,0))*E9
7
E112 @IF [E10]=4 THEN 1 ELSE 0
E114 (@LOOKUP ([E44],A111:A124,1)+
@LOOKUP ([E44],A111:A124,2)*([E44]
-@LOOKUP ([E44],A111:A124,0))*E11
2
E116 (@LOOKUP ([E210],A111:A124,1)
+@LOOKUP ([E210],A111:A124,2)*([E2
10]-@LOOKUP ([E210],A112:A124,0))
)*E112
E117 (@LOOKUP ([E208],A111:A124,1)
+@LOOKUP ([E208],A111:A124,2)*([E2
08]-@LOOKUP ([E208],A112:A124,0))
)*E112
E118 (@LOOKUP ([E207],A111:A124,1)
+@LOOKUP ([E207],A111:A124,2)*([E2
07]-@LOOKUP ([E207],A112:A124,0))
)*E112
E119 (@LOOKUP ([E199],A111:A124,1)
+@LOOKUP ([E199],A111:A124,2)*([E1
99]-@LOOKUP ([E199],A112:A124,0))
)*E112
E120 (@LOOKUP ([E201],A111:A124,1)
+@LOOKUP ([E201],A111:A124,2)*([E2
01]-@LOOKUP ([E201],A112:A124,0))

```

```

*E112
E128 @IF D127-D128>0 THEN D127-D1
28 ELSE 0
E133 @SUM (E132:E128)
E134 E40*0.05
E135 @IF E133-E134>0 THEN E133-E1
34 ELSE 0
E141 @SUM (E140:E137)
E148 @SUM (E147:E143)
E154 @SUM (E153:E150)
E161 @SUM (E160:E157)
E163 E161+E155+E154+E148+E141+E13
5
E164 @IF E10=2 OR E10=5 THEN 3400
ELSE @IF E10=1 OR E10=4 THEN 23
00 ELSE @IF E10=3 THEN 1700 ELSE
0
E165 @IF E163-E164>0 THEN E163-E1
64 ELSE 0
E172 @SUM (E171:E168)
E175 E174+E173
E176 @IF E10=2 THEN 2000 ELSE 100
0
E178 E176-E177
E179 @IF E175>E178 THEN E175-E178
ELSE 0
E180 E179+E172
E185 E184+E183+E182
E188 D188+D187+D186
E189 E185-E188
E192 @IF D191-D192>0 THEN D191-D1
92 ELSE 0
E194 @IF D193-D194>0 THEN D193-D1
94 ELSE 0
E198 @SUM (E192:E197)
E199 E44
E201 E199-E200
E203 E201-E202
E204 E198*0.3
E205 E203-E204
E206 E205*0.2
E207 E204
E208 E207+E206
E209 E202
E210 E209+E208
E211 E71+E86+E101+E116
E214 (D212-D213)*0.25
E216 D215-D216
E217 @IF E198>0 THEN E216+E214+E2
11 ELSE 0
E221 @IF D220<D221 AND D221>0 THE
N D220 ELSE @IF D221=0 THEN D220
ELSE D221
E222 @IF E219<E221 THEN E219 ELSE
E221
E231 @LOOKUP (E40,B223:B233,1)
E234 E222*E231
E236 E235+E234
E237 E48
E238 D49
E239 E237-E238
E240 @IF E239<E236 THEN E239 ELSE
E236

```

## TECH TIPS

POKE 16,64:POKE 53774,112 will disable the [BREAK] key. To keep the key disabled, you must use these POKEs after every PRINT, OPEN and GRAPHICS statement.

PEEK (53770) will produce a random number between zero and 255.

If you need to enter DOS, but you don't want to lose your program and you don't have a MEM.SAV file—Create a MEM.SAVE file from BASIC by typing X=USR(5947) NOTE: To return to BASIC, XL owners must press the [RESET] key after the disk stops turning. The 400 and 800 will generate an ERROR 9 message when the MEM.SAV file has been created.

# DRUM SYNTH/BASS SYNTH

## LISTING 1 Article on page 26.

```

ES 10 REM BASYNTH
SD 12 REM BY GLENN GUTIERREZ
RN 14 REM ANTIC MAGAZINE
VX 20 SOUND 0,0,0,0:POKE 53768,7:GOSUB 30
000
KV 30 P=PEEK(764):IF P=255 THEN 30
PF 35 POKE 764,255
OS 40 TRAP 30:N=NTS(KEY(P)):IF N=0 THEN G
OTO 30
CU 50 POKE 53760,N:POKE 53764,N+1
RD 60 FOR J=15 TO 0 STEP -0.5:POKE 53761,
160+J:POKE 53765,160+J
BP 70 IF PEEK(764)<>255 THEN 30
DU 80 NEXT J:GOTO 30
KK 30000 GRAPHICS 0:POKE 712,144:POKE 709
,12:POKE 710,144:POKE 711,150:POKE 752
,1
UI 30010 DIM KEY(63),NTS(37)
IF 30020 DL=PEEK(560)+256*PEEK(561):POKE
DL+3,66:POKE DL+11,7:POKE DL+12,6
XC 30030 POKE DL+23,6:POKE DL+24,6:POKE D
L+26,65:POKE DL+27,PEEK(560):POKE DL+2
8,PEEK(561)
ZZ 30040 POSITION 7,1:? "Glenn Gutierrez
Presents"
DR 30050 POKE 708,15:POSITION 6,6:? #6;"B
ASYNTH"
PD 30055 POSITION 26,6:? #6;">>>>>>>>"
UV 30060 POSITION 10,12:? "Written on 8/2
9/84"
KA 30070 POSITION 10,13:? "for ANTIC Maga
zine"
PS 30075 RESTORE 31000:FOR J=0 TO 63:READ
D:KEY(J)=D:NEXT J:FOR J=1 TO 37:READ
D:NTS(J)=D:NEXT J
VD 30080 POSITION 24,17:? "press start":P
OSITION 14,18:? "or any key"
QI 30090 IF PEEK(53279)<>6 AND PEEK(764)=
255 THEN 30090
XL 30100 POKE 764,255:GRAPHICS 18:POKE 71
2,192:POKE 559,0:RETURN
HR 31000 DATA 14,11,16,0,0,0,0,0,32,0
WN 31001 DATA 34,29,0,30,36,37,6,0,5,0
HK 31002 DATA 0,8,3,1,23,0,21,26,0,0
VZ 31003 DATA 19,0,13,0,15,10,0,12,17,0
WE 31004 DATA 24,0,22,27,0,25,20,18,31,0
OH 31005 DATA 33,28,0,0,35,0,0,9,4,0
WH 31006 DATA 0,7,2,0
GS 31010 DATA 243,230,217,204,193,182
JR 31011 DATA 173,162,153,144,136,128
HZ 31012 DATA 121,114,108,102,96,91
AA 31013 DATA 85,81,76,72,68,64
OB 31014 DATA 60,57,53,50,47,45
DM 31015 DATA 42,40,37,35,33,31
MC 31016 DATA 29
3763,0:RETURN
Y5 330 NEXT J:POKE 53761,0:POKE 53763,0:R
ETURN
AV 399 REM REPEAT HIGH HAT
VS 400 POKE 53768,0
RZ 405 POKE 53760,0
HJ 410 FOR J=3 TO 0 STEP -5/(PADDLE(0)+1)
:POKE 53761,128+J
ZT 420 IF PEEK(764)<>255 THEN POP :RETURN
HR 430 NEXT J:GOTO 405
SS 499 REM HAND CLAP
SF 500 POKE 53768,0:POKE 53760,20:POKE 53
762,5:POKE 53761,132
PR 510 FOR J=4 TO 0 STEP -0.5:POKE 53761,
128+J:POKE 53763,INT(128+J/2)
VE 520 IF PEEK(764)<>255 THEN POP :POKE 5
3763,0:RETURN
NB 530 NEXT J:RETURN
LR 599 REM REPEAT TOM
WK 600 POKE 53768,1
EZ 605 POKE 53760,0:POKE 53761,193:POKE 5
3761,31
TE 610 FOR J=6 TO 0 STEP -4/(PADDLE(1)+1)
:POKE 53760,PADDLE(0)+27-J*2:POKE 5376
1,160+J
ZV 620 IF PEEK(764)<>255 THEN POP :RETURN
JB 630 NEXT J:GOTO 605
DO 699 REM TOM 1
AM 700 POKE 53768,1:POKE 53761,31:POKE 53
763,27
TU 710 FOR J=6 TO 0 STEP -1:POKE 53760,25
5-J*20:POKE 53764,254-J*20:POKE 53761,
160+J:POKE 53765,160+J
UV 720 IF PEEK(764)<>255 THEN POKE 53765,
0:POKE 53764,0:POP :RETURN

```

## LISTING 2

```

MM 10 REM SYNDRUM
SD 12 REM BY GLENN GUTIERREZ
RN 14 REM ANTIC MAGAZINE
MU 20 GOSUB 30000
UM 30 GRAPHICS 17:POKE 708,15:POKE 712,19
2:POKE 559,0
RK 35 POSITION 5,9:? #6;"SLOW MODE"
VI 40 P=PEEK(764)
BM 41 S=PEEK(53279):IF S=7 THEN 44
FA 42 SCR=SCR=0:POKE 559,34*SCR
RR 43 IF PEEK(53279)=S THEN 43
BO 44 IF P=255 THEN 40
SM 50 TRAP 40:POKE 764,255:IF KEY(P)=0 TH
EN POKE 53761,0:POKE 53763,0:GOTO 40
HP 60 POKE 53761,0:GOSUB KEY(P):GOTO 40
XT 99 REM BASS DRUM
HF 100 POKE 53768,1:POKE 53760,0:POKE 537
61,193:POKE 53761,31:POKE 53761,28
SL 110 FOR J=8 TO 0 STEP -4:POKE 53761,0:
POKE 53761,16+J
ZO 120 IF PEEK(764)<>255 THEN POP :RETURN
MX 130 NEXT J:RETURN
ML 199 REM SNARE DRUM
NV 200 POKE 53768,0:POKE 53760,0:POKE 537
61,193:POKE 53763,31:POKE 53761,27:POK
E 53760,3:POKE 53763,0
WS 210 FOR J=3 TO 0 STEP -0.2:POKE 53761,
128+J
ZR 220 IF PEEK(764)<>255 THEN POP :RETURN
MY 230 NEXT J:RETURN
WK 299 REM SYN-DRUM
ZJ 300 POKE 53768,1:POKE 53763,31:POKE 53
761,27:POKE 53760,1:POKE 53763,0
FH 310 FOR J=4 TO 0 STEP -0.4:POKE 53761,
128+J*0.7:POKE 53762,200-J*40:POKE 537
63,160+J
VC 320 IF PEEK(764)<>255 THEN POP :POKE 5

```

continued on next page

```

ND 730 NEXT J:RETURN
DS 749 REM TOM 2
AW 750 POKE 53768,1:POKE 53761,31:POKE 53
763,27
XL 760 FOR J=6 TO 0 STEP -1:POKE 53760,20
0-J*20:POKE 53764,199-J*20:POKE 53761,
160+J:POKE 53765,160+J
VF 770 IF PEEK(764)<>255 THEN POKE 53765,
0:POKE 53764,0:POP :RETURN
NN 780 NEXT J:RETURN
EP 799 REM TOM 3
AN 800 POKE 53768,1:POKE 53761,31:POKE 53
763,27
TB 810 FOR J=6 TO 0 STEP -1:POKE 53760,16
9-J*20:POKE 53764,170-J*20:POKE 53761,
160+J:POKE 53765,160+J
UW 820 IF PEEK(764)<>255 THEN POKE 53765,
0:POKE 53764,0:POP :RETURN
NE 830 NEXT J:RETURN
ET 849 REM TOM 4
AX 850 POKE 53768,1:POKE 53761,31:POKE 53
763,27
VX 860 FOR J=6 TO 0 STEP -1:POKE 53760,16
0-J*20:POKE 53764,159-J*20:POKE 53761,
160+J:POKE 53765,160+J
VG 870 IF PEEK(764)<>255 THEN POKE 53765,
0:POKE 53764,0:POP :RETURN
NO 880 NEXT J:RETURN
FO 899 REM TOM 5
AO 900 POKE 53768,1:POKE 53761,31:POKE 53
763,27
BO 910 FOR J=6 TO 0 STEP -1:POKE 53760,14
9-J*20:POKE 53764,148-J*20:POKE 53761,
160+J:POKE 53765,160+J
UX 920 IF PEEK(764)<>255 THEN POKE 53765,

```

```

0:POKE 53764,0:POP :RETURN
NF 930 NEXT J:RETURN
CP 999 REM HIGH HAT
EZ 1000 POKE 53768,0
BD 1005 POKE 53760,0
RN 1010 FOR J=3 TO 0 STEP -0.5:POKE 53761
,128+J
NO 1020 IF PEEK(764)<>255 THEN POP :RETUR
N
GR 1030 NEXT J:RETURN
MT 1099 REM OPEN HIGH HAT
FB 1100 POKE 53768,0
BF 1105 POKE 53760,0
OY 1110 FOR J=4 TO 0 STEP -0.2:POKE 53761
,128+J
NQ 1120 IF PEEK(764)<>255 THEN POP :RETUR
N
GT 1130 NEXT J:RETURN
CZ 1199 REM CRASH CYMBAL
FD 1200 POKE 53768,0
BH 1205 POKE 53760,0
PY 1210 FOR J=6 TO 0 STEP -0.2:POKE 53761
,128+J
NS 1220 IF PEEK(764)<>255 THEN POP :RETUR
N
GV 1230 NEXT J:RETURN
OY 1299 REM CRASH CYMBAL (LONG FADE)
FF 1300 POKE 53768,0
CA 1305 POKE 53760,1
PL 1310 FOR J=7 TO 0 STEP -0.1:POKE 53761
,128+J
NU 1320 IF PEEK(764)<>255 THEN POP :RETUR
N
GX 1330 NEXT J:RETURN
AX 9999 REM DRUM DEMO
QT 10000 POKE 20,30
LY 10010 IF PEEK(20)>25 THEN POKE 20,0:GO
SUB 100:GOTO 10010+20*STRIG(0)
EK 10015 IF PEEK(764)<>255 THEN RETURN
WD 10020 GOTO 10010
IW 10030 IF PEEK(20)>25 THEN POKE 20,0:GO
SUB 200:GOTO 10010
ES 10035 IF PEEK(764)<>255 THEN RETURN
XP 10040 GOTO 10030
KK 30000 GRAPHICS 0:POKE 712,144:POKE 709
,12:POKE 710,144:POKE 711,150:POKE 752
,1
WB 30010 DIM KEY(63)
IF 30020 DL=PEEK(560)+256*PEEK(561):POKE
DL+3,66:POKE DL+11,7:POKE DL+12,6
XC 30030 POKE DL+23,6:POKE DL+24,6:POKE D
L+26,65:POKE DL+27,PEEK(560):POKE DL+2
8,PEEK(561)
ZZ 30040 POSITION 7,1:? "Glenn Gutierrez
presents"
OH 30050 POKE 708,15:POSITION 6,6:? #6:"S
YNDRUM"
PD 30055 POSITION 26,6:? #6:">>>>>>>>"
PW 30060 POSITION 10,12:? "Written on 8/1
6/84"
KA 30070 POSITION 10,13:? "for ANTIC Maga
zine"
SS 30075 RESTORE 31000:FOR J=0 TO 63:READ
D:KEY(J)=D:NEXT J
VD 30080 POSITION 24,17:? "Press start":P
OSITION 14,18:? "or any key"
QI 30090 IF PEEK(53279)<>6 AND PEEK(764)=
255 THEN 30090
HG 30100 POKE 764,255:RETURN
BH 31000 DATA 300,0,200,0,0,500,100,100,1
200,0
ZJ 31001 DATA 1100,0,10000,1300,1000,400,
750,0,750,0
GV 31002 DATA 0,800,700,700,0,0,0,0,0,0
XU 31003 DATA 0,0,850,0,900,800,0,850,900
,600
CA 31004 DATA 1200,0,1100,0,0,1300,1000,4
00,0,0
BO 31005 DATA 0,0,0,0,0,0,300,0,200,0
YT 31006 DATA 0,500,100,100

```

**End Program Typing Agony**

**Forever!**



**Instant Relief!**

**Antic Magazine+Disk Subscription**  
**Only \$99.95 for 12 issues.**  
 See Subscription Insert for details.



# BEAT THE BEEPS

Article on page 33.

```

UU 10 REM BEET THE BEEPS
BI 20 REM BY IAN LOVEJOY
ZD 30 GRAPHICS 2:POKE 710,0:POSITION 2,3:
? #6;"BEAT THE BEEPS!"
GU 40 POKE 755,0
CS 50 ? "          By Ian Lovejoy"
IE 60 FOR X=1 TO 1000:NEXT X:GRAPHICS 0
EE 70 ? "Filename conventions:"?
AN 80 ? " -Type 'C:' for cassette.":?
ZE 90 ? " -Type 'AUTORUN.SYS' for autoboo
t"
UG 100 ? " disk file.":?
AS 110 ? " -Type any other filename for a
"
BX 120 ? " binary load disk file. (RUN
with"
GY 130 ? " DOS 2.05 Option 'L')":? :?
RC 140 PRINT ">INPUT FILENAME":DIM FILES
(15),FILES(15):INPUT FILS
RE 150 IF FILS="C:" THEN FILES=FILES:OPT=1
28:? "Prepare your tape, press [RETURN
J":GOTO 190
EE 160 OPT=0
EI 170 IF FILS(1,1)="D" AND (FILES(2,2)=":
" OR FILES(3,3)=":") THEN FILES=FILES:GO
TO 190
OW 180 FILES(1,2)="D":FILES(3)=FILES
MK 190 TRAP 240:CLOSE #1:OPEN #1,8,OPT,FI
LES
VD 200 IF OPT=0 THEN PUT #1,255:PUT #1,25
5:PUT #1,0:PUT #1,6:PUT #1,255:PUT #1,
6:RESTORE 260
VE 210 TRAP 220:READ A:PUT #1,A:GOTO 210
DR 220 IF OPT=0 THEN PUT #1,226:PUT #1,2:
PUT #1,227:PUT #1,2:PUT #1,1:PUT #1,6
ON 230 CLOSE #1:IF PEEK(195)=6 THEN ? "DO

```

```

NE":END
AG 240 ? "ERROR #":PEEK(195):? :STOP
QV 250 DATA 0,3,243,5,1,6,169,60,141,2,21
1,24,96
PM 260 DATA 104,160,8,185,13,6,153,32,3,1
36,208,247,96,69,37,6,83,16,228
PO 270 DATA 75,22,6,51,246,51,246,56,6,60
,246,51,246,60,246,76,228,243,251,243,
51,246,204,6,163
RT 280 DATA 246,51,246,60,246,76,228,243,
169,255,141,252,2,165,42,74,176,95,169
,128,166,17,240,85,173
NG 290 DATA 252,2,201,255,240,238,133,114
,162,255,142,252,2,170,224,192,144,2,1
62,3,189,254,254,141,251
SG 300 DATA 2,201,128,240,209,201,129,208
,11,173,182,2,73,128,141,182,2,76,52,6
,201,130,208,7,169
ZE 310 DATA 0,141,190,2,240,183,201,131,2
08,7,169,64,141,190,2,208,172,201,132,
208,7,169,128,141,190
TT 320 DATA 2,208,161,201,133,208,10,169,
136,133,76,133,17,169,155,208,38,165,1
14,201,64,176,21,173,251
AT 330 DATA 2,201,97,144,14,201,123,176,1
0,173,190,2,240,5,5,114,76,82,6,32,141
,252,240,9,173
YI 340 DATA 251,2,77,182,2,141,251,2,76,5
2,246,32,179,252,32,136,250,165,107,24
0,3,76,124,246,165
GA 350 DATA 84,133,108,165,85,133,109,32,
57,6,132,76,173,251,2,201,155,208,3,76
,110,246,32,173,246
TI 360 DATA 32,179,252,76,226,6,0,0,0,0,0
,0

```

## assembly language

# S.A.M. HANDLER

Article on page 63.

## LISTING 1

```

FB 5 REM THE SAM HANDLER
ZM 6 REM BY CHRIS BONE
QO 7 REM ANTIC MAGAZINE
IE 10 DATA 104,162,0,134,203,189,26,3,240
,9,201,86,240,25,232,232,232,208,242,1
69,86
PN 20 DATA 157,26,3,169,40,157,27,3,169,6
,157,28,3,169,0,157,29,3,96,55,6
QA 30 DATA 125,6,54,6,58,6,55,6,54,6,76,5
5,6,96,160,1,96,72,165,203,170
NS 40 DATA 104,201,155,208,17,169,46,157,
20,32,232,169,155,157,20,32,76,111,6,1
57,20
JF 50 DATA 32,201,44,208,6,157,20,32,232,
169,32,157,20,32,232,138,133,203,201,2
54,208
VH 60 DATA 17,169,155,157,20,32,32,11,32,
169,155,141,20,32,169,0,133,203,160,1,
96

```

```

LT 70 DATA 169,155,157,20,32,32,11,32,169
,155,141,20,32,169,0,133,203,160,1,96,
0
GX 80 ? "K":POSITION 13,10:? "LOADING HAN
DLER"
UC 90 FOR A=1536 TO 1682
SQ 100 READ B
UI 110 POKE A,B
CT 120 NEXT A
YM 130 A=USR(1536)
UQ 140 ? "K":POSITION 3,6:? "HANDLER NOW
LOADED AND INITIALISED"
TQ 150 POSITION 3,8:? "IF YOU PRESS SYSTE
M RESET YOU WILL "
VV 160 POSITION 7,10:? "NEED TO ENTER 'A=
USR(1536)'"
PC 170 POSITION 2,12:? "AS A DIRECT COMMA
ND TO REINITIALISE."

```

continued on next page

## LISTING 2

```

50      .OPT LIST
60      ;EQUATES
70      BUFFO = 5CB      ;BUFFER OFFSET IS
      A SAFE PAGE 0 LOCATION
80      BUFF = 52014    ;LOCATION OF SAM
      BUFFER
90      EOL = 59B      ;END OF LINE CHAR
      ACTER CODE
0100     SAYIT = 5200B  ;RECITER ENTRY PO
      INT
0110     HATABS = 5031A ;START OF HANDLER
      TABLE
0120     ;THIS IS IT
0130     ;INSTALLATION ROUTINE
0140     ;LOCATED IN PAGE 6
0150     *= 50600
0160     HANDLOAD
0170     PLA          ;REMOVE UNUSED BA
      SIC ARGUMENT
0180     LDX #0      ;START AT THE BEG
      INNING
0190     STX BUFFO   ;MARK BUFFER EMPT
      Y
0200     SEARCH
0210     LDA HATABS,X ;CHECK DEVICE NA
      ME
0220     BEQ NOMORE  ;LAST ENTRY?
0230     CMP #'V     ;IS HANDLER ALREA
      DY INSTALLED?
0240     BEQ END     ;YES, SO QUIT
0250     INX
0260     INX
0270     INX        ;NEXT ENTRY
0280     BNE SEARCH
0290     NOMORE ; LOAD HANDLER
0300     LDA #'V     ;DEVICE NAME, "V:
      "(VOICE)
0310     STA HATABS,X ;TO HANDLER TABL
      E
0320     LDA # <SAMHAND ;LSB OF VECTOR
      ADDRESS
0330     STA HATABS+1,X
0340     LDA # >SAMHAND ;MSB OF VECTOR
      ADDRESS
0350     STA HATABS+2,X
0360     LDA #0
0370     STA HATABS+3,X ;ENSURE CORREC
      T END OF TABLE
0380     END RTS

```

## TECH TIPS

These instructions let you use filenames with numbers, punctuation marks and lowercase letters with DOS 2.0S. To make the changes permanent, type [H] to WRITE NEW DOS FILES when the DOS menu appears.

POKE 3818,33:POKE 3822,123:DOS

Typing X=USR(3352) will format your disk from BASIC.

This routine uses the Atari's realtime clocks to keep track of elapsed seconds:

10 POKE 18,0:POKE 19,0:POKE 20,0

20 TIMER=INT((PEEK(18)\*65536+PEEK(19)\*  
256+PEEK(20))/60+0.5)

```

0390     ;HANDLER TABLE UPDATED
0400     ;IN ORDER TO USE, AFTER RESET SAY
      ,
0410     ;USE "A=USR(1536)"
0420     .PAGE "THIS IS SAM HANDLER"
0430     SAMHAND
0440     .WORD VOPEN-1
0450     .WORD VCLOSE-1
0460     .WORD VGETB-1 ;IMPOSSIBLE, BU
      T A VECTOR IS REQUIRED
0470     .WORD VPUTB-1
0480     .WORD VSTATUS-1
0490     .WORD VXIO-1
0500     JMP VXIO      ;FOR SAFETY!
0510     VXIO ; ERROR IT
0520     VGETB RTS    ;CANNOT BE DONE
0530     VOPEN ; DO NOTHING BUT TE
      LL
0540     VSTATUS ; O.S. THAT EVERYTH
      ING O.K.
0550     LDY #1      ;IF THEY ARE CALL
      ED
0560     RTS        ;THEY SIGNAL SUCC
      ESS!
0570     VPUTB
0580     PHA        ;SAVE DATA BYTE
0590     LDA BUFFO
0600     TAX        ;BUFFER OFFSET IN
      X
0610     PLA
0620     CMP #EOL    ;IS IT AN END OF
      LINE
0630     BNE NEXT    ;NO
0640     LDA #'.'    ;YES, SO SEND A
0650     STA BUFF,X  ;PERIOD FOR INFLE
      CTION
0660     INX
0670     LDA #EOL    ;AND THEN SEND TH
      E
0680     STA BUFF,X  ;END OF LINE
0690     JMP SPEAK   ;AND SAY IT
0700     STA BUFF,X
0710     NEXT CMP #' , ;IS IT A COMMA?
0720     BNE NEXT1   ;NO
0730     STA BUFF,X  ;YES SO SEND IT.
0740     INX
0750     LDA #520    ;AND A SPACE.
0760     NEXT1 STA BUFF,X
0770     INX
0780     TXA
0790     STA BUFFO   ;INCREMENT BUFFER
      OFFSET
0800     CMP #5FE    ;BUFFER FULL?
0810     BNE NOTFULL
0820     LDA #EOL    ;BUFFER FULL SO S
      END EOL
0830     STA BUFF,X  ;TO BUFFER AND SA
      Y IT.
0840     SPEAK
0850     JSR SAYIT
0860     LDA #EOL
0870     STA BUFF    ;EMPTY BUFFER
0880     LDA #0
0890     STA BUFFO   ;MARK BUFFER EMPT
      Y
0900     NOTFULL LDY 501 ;MARK SUCCESS
0910     RTS
0920     ;AND THAT'S IT!
0930     VCLOSE
0940     LDA #EOL
0950     STA BUFF,X
0960     JSR SAYIT   ;ON CLOSE, SPEAK
      WHAT ID IN BUFFER
0970     LDA #EOL
0980     STA BUFF    ;EMPTY BUFFER
0990     LDA #0
1000     STA BUFFO   ;MARK BUFFER EMPT
      Y
1010     LDY #1      ;SIGNAL SUCCESS
1020     RTS

```



```

GW 790 IF J=11 AND (N=67 OR N=68 OR N=69
OR N=87 OR N=82 OR N=88 OR N=83) THEN
ST=1:A=18:A1=20:GOTO 1020
ZZ 800 IF N=6 OR N=10 THEN 2060
PE 810 GOTO 730
TX 820 V=5T*3:POKE X1,N
XM 830 IF N=124 OR N=6 OR N=10 THEN 850
LN 840 GOSUB 950*(N=69 OR N=68 OR N=67)+9
80*(N=65 OR N=90 OR N=81)+1000*(N=83 O
R N=87 OR N=88)
VF 850 A=A-V:A1=A1-V:X1=X1-ST*40:N=PEEK(X
1):POKE X1,N+128
LO 860 IF N=65 THEN 1890
HO 870 IF N=68 THEN 1910
AO 880 IF N=67 OR N=69 THEN 1930
EF 890 IF N=87 OR N=88 THEN 1950
YA 900 IF N=81 OR N=90 THEN 1970
LY 910 IF N=83 THEN 1990
UN 920 IF N=3 OR N=11 THEN 2010
AG 930 IF N=6 OR N=10 THEN 2060
XL 940 POKE 77,0:GOTO 730
HK 950 FOR W=A TO A1 STEP ST:POSITION 15,
W:? "<<<<":POSITION 15,W+V:? " "":N
EXT W
UH 960 FOR W=A TO A1 STEP ST:POSITION 15,
W+V:? "<<<<":NEXT W:RETURN
PR 970 GOTO 730
KD 980 FOR W=A TO A1 STEP ST:POSITION 21,
W:? "<<<<":POSITION 18,W+V:? " "":N
EXT W
QF 990 FOR W=A TO A1 STEP ST:POSITION 21,
W+V:? "<<<<":NEXT W:RETURN
IH 1000 FOR W=A TO A1 STEP ST:POSITION 15
,W:? "<<<< <<<<":POSITION 15,W+V:? "
"":NEXT W
YC 1010 FOR W=A TO A1 STEP ST:POSITION 15
,W+V:? "<<<< <<<<":NEXT W:RETURN
RB 1020 V=5T*3:POKE X1,N
HF 1030 D0=2050*(N=65 OR N=68 OR N=83)+21
00*(N=67 OR N=88 OR N=90)+2150*(N=69 O
R N=87 OR N=81)
JM 1040 IF N<>82 THEN GOSUB 1140*(N=65 OR
N=68 OR N=83)+1160*(N=67 OR N=88 OR N
=90)+1180*(N=69 OR N=87 OR N=81)
SU 1050 A=A-V:A1=A1-V:X1=X1-ST:N=PEEK(X1)
:POKE X1,N+128
ZI 1060 IF N=88 THEN 2130
YT 1070 IF N=83 THEN 2150
HD 1080 IF N=90 OR N=67 THEN 2170
LH 1090 IF N=65 OR N=68 THEN 2190
AK 1100 IF N=69 OR N=81 THEN 2210
ZD 1110 IF N=87 THEN 2230
KU 1120 IF N=3 OR N=11 THEN 2250
VY 1130 POKE 77,0:GOTO 730
NP 1140 FOR W=A TO A1 STEP ST:POSITION W+
V,4:? B5:POSITION W,4:? A5:NEXT W
GZ 1150 FOR W=A TO A1 STEP ST:POSITION W+
V,4:? A5:NEXT W:RETURN
DC 1160 FOR W=A TO A1 STEP ST:POSITION W+
V,4:? B5(10):POSITION W,4:? G5(19):NEX
T W
FS 1170 FOR W=A TO A1 STEP ST:POSITION W+
V,4:? G5(19):NEXT W:RETURN
ZF 1180 FOR W=A TO A1 STEP ST:POSITION W+
V,7:? B5(10):POSITION W,10:? G5(19):NE
XT W
FS 1190 FOR W=A TO A1 STEP ST:POSITION W+
V,10:? G5(19):NEXT W:RETURN
GG 1200 QP=0:DM=0:GOTO 1210
QC 1210 Z=INT(RND(0)*2):M3=16+6*Z:MM3=8:D
M=0:MON=INT(RND(1)*5)+2:KX=19:KY=8:THP
=0:IF L=5 THEN MON=1
WP 1220 TX=INT(RND(0)*7)+16:TY=INT(RND(0)
*7)+5:TY=TY+(TY=8):POSITION TX,TY:? TS
(Z+1,Z+1)
AM 1230 IF L=1 AND X1=5C+428 THEN POSITIO
N 19,5:? "X"
KT 1240 IF L=5 AND X1=5C+195 THEN POSITIO
N 19,5:? "J"

```

```

XI 1250 POSITION M3,MM3:? MON5(MON,MON):P
OSITION KX,KY:? ">"
QA 1260 POSITION 10,16:? "CHOOSE YOUR WEA
PON!":GET #1,OWEP:OWEP=OWEP-48:POSITI
ON 10,16:? " "
IL 1270 IF OWEP>6 OR OWEP<1 THEN 1260
AI 1280 MIAD=1^1^1:HP=0HP(MON,OWEP):OWEP=
OWEP*2-1
SW 1290 POSITION M3,MM3:? CONS(MON,MON):B
C=INT(2*RND(0)+1):CB=INT(2*RND(0)+1)
RX 1300 POSITION M3,MM3:? CONS(MON,MON):B
C=INT(2*RND(0)+1):CB=INT(2*RND(0)+1)
RJ 1310 M3=M3+(BC=1)*(M3<22)-(BC=2)*(M3>1
6)
LE 1320 MM3=MM3+(CB=1)*(MM3<11)-(CB=2)*(M
M3>5)
EM 1330 POSITION WX,KY:? " "":WX=WX*JW
ID 1340 POSITION M3,MM3:? MON5(MON,MON)
OD 1350 J=5TICK(0)
UO 1360 IF STRIG(0)=0 OR JW=1 THEN 1480
KX 1370 IF J=14 THEN POSITION KX,KY:? " "
:KY=KY-1
HC 1380 IF J=13 THEN POSITION KX,KY:? " "
:KY=KY+1
CT 1390 IF J=7 THEN POSITION KX,KY:? " "":
KX=KX+1
FN 1400 IF J=11 THEN POSITION KX,KY:? " "
:KX=KX-1
CD 1410 PE=PEEK(SC+KX+KY*40):IF PE=61 OR
PE=63 THEN SOUND 0,18,10,10:DMT=DMT+1^
1:50UND 0,0,0,0:PT=PT+5:GOTO 1460
FS 1420 IF PE=9 THEN SOUND 0,18,10,10:KEY
=1^1:50UND 0,0,0,0:GOTO 1460
MW 1430 IF PE=5 AND KEY THEN POSITION 4,1
6:? "YOU HAVE ESCAPED THE DUNGEON!!!":
FOR MIAD=0 TO 0 STEP 0:NEXT MIAD
HX 1440 IF PE=5 THEN 1460
CU 1450 IF PE>0 AND PE<>30 THEN SOUND 0,1
0,100,10:LI=LI-1:GOTO 1660
DV 1460 POSITION KX,KY:? ">"
TC 1470 GOTO 1290
OO 1480 J=5TICK(0)
GX 1490 WEP=OWEP:PE=PEEK(SC+KX+KY*40):IF
PE>0 AND PE<>30 THEN SOUND 0,10,100,10
:LI=LI-1:GOTO 1660
DV 1500 IF OWEP>6 THEN 1550
XB 1510 JW=0
PU 1520 IF J=7 AND KX<22 THEN WX=KX+1:GOT
O 1620
JJ 1530 IF J=11 AND KX>16 THEN WEP=WEP+1:
WX=KX-1:GOTO 1620
SV 1540 GOTO 1290
OH 1550 IF JW=1 THEN 1590
NG 1560 IF J=7 AND KX<22 THEN RA=1:WX=KX:
GOTO 1610
PJ 1570 IF J=11 AND KX>16 THEN RA=-1:WX=K
X:GOTO 1610
TH 1580 GOTO 1290
ZX 1590 PE1=PEEK(SC+WX+KY*40):IF PE1=61 O
R PE1=63 OR PE1=59 THEN WX=0:JW=0:GOTO
1290
EJ 1600 IF PE1>0 THEN SOUND 0,16,14,10:JW
=0:THP=THP+HP*1^1:50UND 0,0,0,0:IF THP
=30 THEN PT=PT+10:GOTO 1660
EV 1610 WEP=WEP+(RA=-1):WX=WX+RA*(WX<23)*
(WX>15):JW=(WX<22)*(WX>16)
ZE 1620 PE1=PEEK(SC+WX+KY*40):IF PE1=61 O
R PE1=63 OR PE1=59 THEN WX=0:JW=0:GOTO
1290
ES 1630 IF PE1>0 THEN SOUND 0,16,14,10:JW
=0:THP=THP+HP*1^1:50UND 0,0,0,0:IF THP
=30 THEN PT=PT+10:GOTO 1660
XR 1640 POSITION WX,KY:? WEP5(WEP,WEP)
TA 1650 GOTO 1290
CN 1660 FOR W=5 TO 11:POSITION 16,W:? "
"":NEXT W:POSITION 7,8:? LI:" "":50
UND 0,0,0,0:CR=CR+1:POSITION 7,6:? PT
KP 1670 POSITION 11,12:? DMT
FG 1680 IF LI<1 THEN POSITION 15,15:? "GA

```

```

ME OVER":POSITION 7,16:? "PRESS BUTTON
TO PLAY AGAIN":GOTO 2400
CY 1690 J=STICK(0):UP=PEEK(X1-40):DO=PEEK
(X1+40):FO=PEEK(X1+1):BA=PEEK(X1-1)
QR 1700 IF J=14 AND (UP=65 OR UP=81 OR UP
=68 OR UP=69 OR UP=87 OR UP=83 OR UP=1
24) THEN OW=1:ST=1:GOTO 1750
DS 1710 IF J=13 AND (DO=65 OR DO=67 OR DO
=68 OR DO=88 OR DO=90 OR DO=83 OR DO=1
24) THEN OW=2:ST=-1:GOTO 1750
DA 1720 IF J=11 AND (BA=65 OR BA=81 OR BA
=87 OR BA=82 OR BA=88 OR BA=90 OR BA=8
3) THEN OW=3:ST=1:GOTO 1810
ZI 1730 IF J=7 AND (FO=67 OR FO=68 OR FO=
69 OR FO=87 OR FO=82 OR FO=88 OR FO=83
) THEN OW=4:ST=-1:GOTO 1810
UV 1740 GOTO 1690
NS 1750 IF OW=1 THEN A=4:A1=11
SH 1760 IF OW=2 THEN A=12:A1=5
VO 1770 POSITION 16,A1+ST:? " "":FOR
W=A TO A1 STEP ST:POSITION 15,W:? "<<<
< <<<":POSITION 15,W+ST
TJ 1780 ? "<<<<<<<<<<<<":NEXT W
BI 1790 POSITION 15,A1+ST:? "<<<< <<<<"
AY 1800 V=3*ST:A=7*(OW=1)+9*(OW=2):A1=9*(
OW=1)+7*(OW=2):POKE X1,11:GOTO 850
TN 1810 IF OW=3 THEN A=15:A1=22
WM 1820 IF OW=4 THEN A=23:A1=16
WC 1830 POSITION A1+ST,4:? HS
SA 1840 FOR W=A TO A1 STEP ST:POSITION W,
4:? AS
HB 1850 POSITION W+ST,4:? GS:NEXT W:POSIT
ION A1+ST,7:? BS(19)
RC 1860 V=3*ST:A=18*(OW=3)+20*(OW=4):A1=2
0*(OW=3)+18*(OW=4):POKE X1,11:GOTO 105
0
MU 1870 RESTORE 2300+(L-1)*20
KM 1880 FOR P=5C+188 TO 5C+468 STEP 40:FO
R RT=P TO P+7:READ M:POKE RT,M:NEXT RT
:NEXT P:RETURN
TC 1890 FOR W=A TO A1 STEP ST:POSITION 21
,W:? " "":NEXT W
IV 1900 FOR W=A TO A1 STEP ST:POSITION 21
,W:? "<<<<":POSITION 21,W+V:? " "":NEX
T W:GOTO 730
WR 1910 FOR W=A TO A1 STEP ST:POSITION 15
,W:? " "":NEXT W
UL 1920 FOR W=A TO A1 STEP ST:POSITION 15
,W:? "<<<<":POSITION 15,W+V:? " "":NEX
T W:GOTO 730
WX 1930 FOR W=A TO A1 STEP ST:POSITION 15
,W:? " "":NEXT W
WQ 1940 FOR W=A TO A1 STEP ST:POSITION 15
,W:? "<<<<<<<":POSITION 15,W+V:? " "":
NEXT W:GOTO 730
YJ 1950 FOR W=A TO A1 STEP ST:POSITION 15
,W:? " "":NEXT W
GX 1960 FOR W=A TO A1 STEP ST:POSITION 15
,W:? "<<<<<<<<<":POSITION 15,W+V:? "
"":NEXT W:GOTO 730
SY 1970 FOR W=A TO A1 STEP ST:POSITION 21
,W:? " "":NEXT W
UE 1980 FOR W=A TO A1 STEP ST:POSITION 18
,W:? "<<<<<<<":POSITION 21,W+V:? " "":
NEXT W:GOTO 730
YV 1990 FOR W=A TO A1 STEP ST:POSITION 15
,W:? " "":NEXT W
DG 2000 FOR W=A TO A1 STEP ST:POSITION 15
,W:? "<<<< <<<<":POSITION 15,W+V:? "
"":NEXT W:GOTO 730
JZ 2010 POSITION 15,A:? "<<<<<<<<<<<<"
LQ 2020 A1=11*(ST=1)+5*(ST=-1)
AY 2030 FOR W=A TO A1 STEP ST:POSITION 15
,W:? "< <":POSITION 15,W+ST:? "<
<<<<<<<<<":NEXT W
CL 2040 POSITION 15,A:? "<<<<<<<<<<":IF N=
3 THEN QP=0:DM=0:GOTO 1210
UL 2050 GOTO 1690
BD 2060 IF (L>1 AND DMT<5) OR (L=1 AND DM

```

```

T<1) THEN 730
AB 2070 CR=0:PT=PT+50:IF N=6 THEN L=L-1:D
MT=0:N=10:GOTO 2100
GK 2080 IF N=10 THEN L=L+1:DMT=0:N=6
QM 2090 FOR S=16 TO 32 STEP 4:SOUND 0,5,1
4,10:DL=EA*EA*EA: SOUND 0,0,0,0:EA=1^0:
NEXT S:GOTO 2110
NH 2110 RL=7*(L=1)+9*(L=2)+15*(L=3)+15*(L
=4)+12*(L=5):POSITION 7,10:? L:POSITIO
N 11,12:? "0 "
JG 2120 GOSUB 1870:GOTO 730
UC 2130 FOR W=A TO A1 STEP ST:POSITION W,
4:? BS(19):NEXT W
RS 2140 FOR W=A TO A1 STEP ST:POSITION W+
V,4:? BS(19):POSITION W,4:? GS(19):NEX
T W:GOTO 730
ZJ 2150 FOR W=A TO A1 STEP ST:POSITION W,
4:? BS:NEXT W
WI 2160 FOR W=A TO A1 STEP ST:POSITION W+
V,4:? BS:POSITION W,4:? AS:NEXT W:GOTO
730
UO 2170 FOR W=A TO A1 STEP ST:POSITION W,
4:? BS(19):NEXT W
WI 2180 FOR W=A TO A1 STEP ST:POSITION W+
V,4:? BS(19):POSITION W,4:? FS:NEXT W:
GOTO 730
ZV 2190 FOR W=A TO A1 STEP ST:POSITION W,
4:? BS:NEXT W
KG 2200 FOR W=A TO A1 STEP ST:POSITION W+
V,4:? BS:POSITION W,4:? GS:NEXT W:GOTO
730
IE 2210 FOR W=A TO A1 STEP ST:POSITION W,
7:? BS(10):NEXT W
UT 2220 FOR W=A TO A1 STEP ST:POSITION W+
V,R:? BS(10):POSITION W,R:? FS:NEXT W:
GOTO 730
VP 2230 FOR W=A TO A1 STEP ST:POSITION W,
10:? BS(19):NEXT W
GH 2240 FOR W=A TO A1 STEP ST:POSITION W+
V,10:? BS(19):POSITION W,10:? GS(19):N
EXT W:GOTO 730
XB 2250 POSITION A,4:? GS
OS 2260 A1=22*(ST=1)+16*(ST=-1)
DN 2270 FOR W=A TO A1 STEP ST:POSITION W,
4:? HS
IU 2280 POSITION W+ST,4:? GS:NEXT W:POSIT
ION A,4:? GS:IF N=3 THEN QP=0:DM=0:GOT
O 1210
VB 2290 GOTO 1690
WQ 2300 DATA 0,3,87,82,87,82,82,69,81,68,
65,69,90,3,69,124,124,10,124,124,81,82
,88,3,90,88,67,3,68,81,82,69,81,87
LZ 2310 DATA 82,69,90,67,81,67,90,83,82,8
8,82,87,88,69,3,124,81,3,87,3,69,124,9
0,88,88,82,88,82,88,67
RT 2320 DATA 81,87,3,81,3,87,87,69,65,68,
124,124,65,68,3,124,124,6,124,65,3,90,
83,67,3,67,65,68,65,87,67,3,90,82
VC 2330 DATA 67,90,3,124,81,68,81,87,82,8
7,88,67,124,10,124,3,82,3,69,81,68,124
,90,88,82,88,88,67,90,67,
GS 2340 DATA 81,3,87,3,87,87,87,3,10,65,8
3,87,67,3,67,124,65,83,3,88,69,124,81,
3,3,67,124,81,3,68,65,69,0,81,88,68
XR 2350 DATA 90,83,83,68,3,83,87,3,69,3,6
7,6,0,124,90,83,88,67,81,68,3,88,3,88,
3,82,67,3
US 2360 DATA 81,3,69,3,81,3,87,69,6,90,83
,83,88,67,65,3,90,3,67,65,82,3,90,69,8
1,69,81,3,69,90,87,3,3,68,65,67,124
SQ 2370 DATA 81,88,68,65,67,3,87,3,88,87,
3,10,81,67,124,65,69,65,68,90,3,82,3,6
7,90,3,67
TH 2380 DATA 81,87,82,82,82,82,69,3,90,3,
81,3,69,3,90,67,81,67,124,81,83,88,82,
3,3,81,68,3,124,3,82,67,90,88,67,65
UD 2390 DATA 67,124,81,3,81,69,0,90,69,65
,88,68,6,65,3,81,3,65,3,124,90,67,90,8

```

continued on next page

8,82,88,82,67

RP 2400 IF STRIG(0) <> 0 THEN 2400  
TB 2410 POKE 704,PEEK(710):POKE 53277,0:R  
UN

education

# MUSIC FLASHCARDS

Article on page 66.

```
SF 10 REM MUSIC FLASHCARDS
UM 20 REM BY JAMES W. BROWN
RH 30 REM AN TIC MAGAZINE
IC 100 DIM INOTE(23),CNOTES(23),KCODE(23)
ZX 110 DIM NS(1),RNGS(1)
NK 115 REM TITLE SCREEN
SY 120 GRAPHICS 1
MW 121 SETCOLOR 0,4,6:SETCOLOR 1,8,6:SETC
OLOR 2,0,12:SETCOLOR 3,12,6
EG 123 POSITION 0,1:? #6;"*-----*
LR 124 POSITION 0,2:? #6;"*
ST 125 POSITION 0,3:? #6;"MUSIC FLASHCAR
CU 127 POSITION 0,4:? #6;"
OB 130 POSITION 0,5:? #6;"* BY
NZ 132 POSITION 0,6:? #6;"*
TU 135 POSITION 0,7:? #6;"JAMES W. BROW
FI 137 POSITION 0,8:? #6;"
JL 140 POSITION 0,9:? #6;"*
DW 141 REM ASTER.7 SPACES,CTRL-Y,INV 8,IN
V-CTRL-5.7 SPACES,INV-CTRL-J
HQ 142 POSITION 0,10:? #6;"*
LD 144 POSITION 0,11:? #6;"
TN 145 POSITION 0,12:? #6;"*-----*
EI 200 REM SET UP NOTE VALUES
UZ 205 RESTORE 1000
TD 210 FOR I=1 TO 23
XL 215 READ N:INOTE(I)=N:NEXT I
TF 220 FOR I=1 TO 23
CA 225 READ NS:CNOTES(I,I)=NS:NEXT I
TH 230 FOR I=1 TO 23
JU 235 READ N:KCODE(I)=N:NEXT I
EA 236 FOR J=23 TO 1 STEP -1: SOUND 0,INOT
E(J),10,8:FOR D=1 TO 50:NEXT D:GOSUB 5
00:NEXT J
OJ 238 FOR J=1 TO 21: SOUND 0,INOTE(J),10,
8:FOR D=1 TO 50:NEXT D:GOSUB 500:NEXT
J
MC 240 CH=764:REM KEYCODE BUFFER
VK 245 CRSINH=752:SHFLOK=702:OLDSCORE=-1
GT 249 REM START MAIN LOOP
AD 250 DEL=50:MAXIM=100:SCORE=0
RC 255 POKE CRSINH,1
XN 260 ? "How many notes do you want";GO
SUB 1500
CO 265 TRAP 1265:INPUT NRND5:TRAP 40000
NE 267 IF NRND5<1 THEN 260
UY 269 GRAPHICS 0:POKE SHFLOK,64
IG 270 ? :? "Enter [F] for treble [G] clef
] only."
PC 275 ? :? "Enter [F] for bass [F clef]
only."
OE 277 ? :? "Enter [S] for whole staff."
SG 280 GOSUB 1500:TRAP 1280:INPUT RNGS:TR
AP 40000
WA 285 IF RNGS<>"5" AND RNGS<>"F" AND RNG
S<>"G" THEN 270
EF 299 REM DRAW STAFF
ZE 300 GRAPHICS 7:COLOR 1
FA 301 SETCOLOR 0,10,8:REM STAFF
ZP 302 SETCOLOR 1,7,10:REM NOTE (AND TEXT
LUMINANCE)
FU 303 SETCOLOR 2,8,2:REM TEXT WINDOW
WM 304 SETCOLOR 4,8,2:REM BACKGROUND
PQ 305 FOR CLEF=1 TO 2
WQ 310 FOR LINE=1 TO 5
BB 315 Y=6*LINE+36*CLEF-32
RH 320 PLOT 1,Y:DRAWTO 159,Y
FA 325 NEXT LINE
ZK 327 NEXT CLEF
JJ 330 RESTORE 1050:READ X,Y:PLOT X,Y
UN 340 FOR POINT=1 TO 14
BC 345 READ X,Y:DRAWTO X,Y
EE 350 NEXT POINT
KE 360 RESTORE 1060:READ X,Y:PLOT X,Y
VG 365 FOR POINT=1 TO 14
AT 370 READ X,Y:DRAWTO X,Y
EX 375 NEXT POINT
ZL 380 PLOT 28,49:PLOT 28,55
RJ 385 POKE CRSINH,1
HI 400 FOR ROUND=1 TO NRND5
HN 402 REM PICK A NOTE AND SHOW IT
TF 405 N=1+INT(RND(0)*23):SOUND 0,0,0
CQ 406 IF RNGS="F" AND N<14 THEN 405
EB 407 IF RNGS="G" AND N>13 THEN 405
EX 410 GOSUB 900:REM DRAW IT
JT 412 WRONG=0
MD 413 REM WAIT FOR KEYPRESS
AE 415 ITIM=MAXTIM
NM 420 ITIM=ITIM-1:FOR D=1 TO DEL:NEXT D
CW 422 IF ITIM<1 THEN 440
ZA 425 ? "k";ITIM,"NOTE? ":GOSUB 1500
KV 430 IF PEEK(CH)=255 THEN 420
TN 435 IF PEEK(CH)=KCODE(N) THEN 460
ZY 437 REM WRONG - BUZZ
MA 439 WRONG=WRONG+1
EI 440 SOUND 0,85,12,8:POKE CH,255
WS 445 FOR D=1 TO DEL:NEXT D:SOUND 0,0,0,
0
AE 446 IF WRONG>2 THEN ITIM=0
JL 447 IF ITIM<1 THEN 465
NT 450 GOTO 420
PX 459 REM RIGHT - PLAY THE NOTE
XF 460 SOUND 0,INOTE(N),10,8
XX 461 NN=INOTE(N):IF NN=0 THEN NN=254
XS 462 SOUND 0,NN,10,8
SJ 464 REM RIGHT OR TIMEOUT -- SHOW IT
UR 465 ? "k";ITIM,"NOTE IS ";CNOTES(N,N)
ZZ 470 FOR D=1 TO DEL*4:NEXT D:POKE CH,25
5
VZ 475 GOSUB 800:SCORE=SCORE+ITIM
```

```

CD 480 NEXT ROUND
IP 489 REM WRAP-UP
KZ 490 SOUND 0,0,0,0:GRAPHICS 0
FT 491 SCORE=INT(SCORE/NRND5)
CH 492 ? :? :? :? :? "          SCORE = " :
SCORE: ? :? :? :? :? REM 9 SPACES
EV 493 IF SCORE>OLDSCOR AND OLDSCOR>=0 TH
EN ? "          THAT'S BETTER!"
PC 494 IF SCORE<OLDSCOR AND OLDSCOR>=0 TH
EN ? "          YOU'RE NOT CONCENTRATING."
HX 495 ? :? :? :? :? :? " To Play again,
enter Y RETURN":OLDSCOR=SCORE
GP 496 INPUT RNGS:IF RNGS="Y" THEN 250
KG 497 ? "K":? :? :? :? :? :? " Next sto
P: The Lincoln Center!":? :? :? :?
PM 499 END
ID 500 REM ROTATE COLORS ON TITLE SCREEN
YM 505 TEMP=PEEK(711)
QE 510 FOR COLREG=2 TO 0 STEP -1:POKE COL
REG+709,PEEK(COLREG+708):NEXT COLREG
NA 515 POKE 708,TEMP
ZF 520 RETURN
DL 700 REM DRAW LINE
QI 720 PLOT X-2,Y:DRAWTO X+6,Y
AW 799 RETURN
QR 800 REM UNDRAW NOTE
ZH 820 COLOR 0:REM BACKGROUND
QQ 830 PLOT X,Y-2
XW 840 DRAWTO X+4,Y-2:DRAWTO X+5,Y-1
UR 845 DRAWTO X+5,Y+1:DRAWTO X+4,Y+2
EH 850 DRAWTO X,Y+2:DRAWTO X-1,Y+1:DRAWTO
X-1,Y-1:DRAWTO X,Y-2
ZO 855 IF N<>1 AND N<>13 THEN COLOR 1
HZ 860 IF N<>2*INT(N/2) THEN GOSUB 700
AX 899 RETURN
LT 900 REM DRAW NOTE

```

```

NB 910 X=40+INT(CRND(0)*80):Y=3*N+1
YG 920 COLOR 2
QR 930 PLOT X,Y-2
XX 940 DRAWTO X+4,Y-2:DRAWTO X+5,Y-1
US 945 DRAWTO X+5,Y+1:DRAWTO X+4,Y+2
EI 950 DRAWTO X,Y+2:DRAWTO X-1,Y+1:DRAWTO
X-1,Y-1:DRAWTO X,Y-2
YQ 955 COLOR 1
BX 960 IF N=1 OR N=13 THEN GOSUB 700
AY 999 RETURN
YY 1000 DATA 35,40,45,47,53,60,64,72,81,9
1,96,108,121,128,144,162,182,193,217,2
43,0,0,0
CY 1010 DATA A,G,F,E,D,C,B,A,G,F,E,D,C,B,
A,G,F,E,D,C,B,A,G
YR 1020 DATA 63,61,56,42,58,18,21,63,61,5
6,42,58,18,21,63,61,56,42,58,18,21,63,
61
IW 1050 DATA 20,40,20,4,26,7,26,13
WC 1051 DATA 20,16,14,19,8,22,8,28
EC 1052 DATA 14,32,20,34,26,32,30,28
YF 1053 DATA 26,24,20,22,17,24
OE 1060 DATA 10,51,10,53,8,53,8,50
TD 1061 DATA 12,48,17,46,22,48,26,52
PU 1062 DATA 26,56,24,60,22,62,17,64
PW 1063 DATA 15,65,12,66,8,67
CI 1200 REM INPUT ERROR TRAPS
EG 1265 ? "Please enter a number. ":GOTO
260
MZ 1280 ? "Please enter a single letter.
":GOTO 270
QE 1500 DSBL=PEEK(16)-128:IF DSBL<0 THEN
RETURN
GC 1510 POKE 16,DSBL:POKE 53774,DSBL:RETU
RN

```

less memory, more speed!

# REM REMOVER

by F. NEIL SIMMS

REM Remover will delete all REMark statements from any BASIC program. Although programs without REMs are harder to modify, they run faster and take up less memory than programs with REMs. Type in REM Remover while checking it with TYPO II and LIST it to disk or cassette.


To use REM Remover, first ENTER or LOAD any BASIC program into memory. Next, ENTER the REM Remover program and type GOTO 31500. NOTE: Make sure your program doesn't GOTO or GOSUB any REM statements. Such programs will not run when its REMs are removed.

When all the REMs have been removed from your program, REM Remove will erase itself, leaving behind your "REM-less" BASIC program.

```

RN 31500 TRAP 31514:CLR :OPEN #1,12,0,"S:
":REM ** REMREMOVE ** F. Neil Simms
VP 31501 S=PEEK(136)+256*PEEK(137):POKE 7
52,1:DIM B$(129):B$=" ":B$(129)=B$:B$(
2)=B$
FF 31502 K=3:L=PEEK(S+2)
NY 31503 T=PEEK(S)+256*PEEK(S+1):IF T>327
49 THEN 31515
NJ 31504 IF PEEK(S+K+1)<>0 THEN 31512
FH 31505 ? CHR$(125):POSITION 2,4:LIST T
OK 31506 POSITION 2,4
ID 31507 GET #1,T:IF T<>82 THEN 31507
MV 31508 GET #1,T:IF T<>69 THEN 31507
MC 31509 GET #1,T:IF T<>77 THEN 31507
JA 31510 ? "4444":B$:POSITION 0,0:POKE 8
42,13:POSITION 2,10:? "CONT":POSITION
2,2:STOP
XU 31511 POKE 842,12:GOTO 31502
LH 31512 K=PEEK(K+5):T=PEEK(K+5-1):IF T<>
22 AND T<>155 THEN 31503
YX 31513 S=S+L:GOTO 31502
QX 31514 ? "ERROR #":PEEK(195)
HW 31515 CLOSE #1:POKE 752,0:? "K":POSITI
ON 2,4:FOR X=31500 TO 31516:? X:NEXT X
LY 31516 POSITION 2,21:? "POKE 842,12":PO
SITION 2,0:POKE 842,13

```



by ERIC ANSCHUETZ,  
ROBERT ANSCHUETZ  
and JOHN WEISGERBER

*A windowed scrolling maze adventure where you fight monsters while searching for the magic key that's your only escape from a multi-level dungeon. Runs in BASIC on any Atari computer with 32K disk or 24K cassette.*

Trapped in an evil dungeon, your only hope of escaping is to descend to the lowest level, retrieve the magic key, and use it to unlock the portal at the uppermost level.

Check the program with **TYPO II** as you type it in. **SAVE** the game before you **RUN** it. Playing **Kooky's Quest** uses the keyboard and a joystick in port one. There are two skill levels. In the beginner game, you're aided by a displayed map of the dungeon, which is erased for the expert game.

To move from one dungeon level to another, you must obtain enough treasures—rings and chests. You need only one treasure to descend from the first level to the second, but you'll need five to reach each of the deepest dungeons.

Once you have enough treasures to change levels, go to the up or down staircase, shown with a **D** or **U** on the map. If you are playing without the map, you can identify a staircase by sound effects, because the stairs aren't in your view.

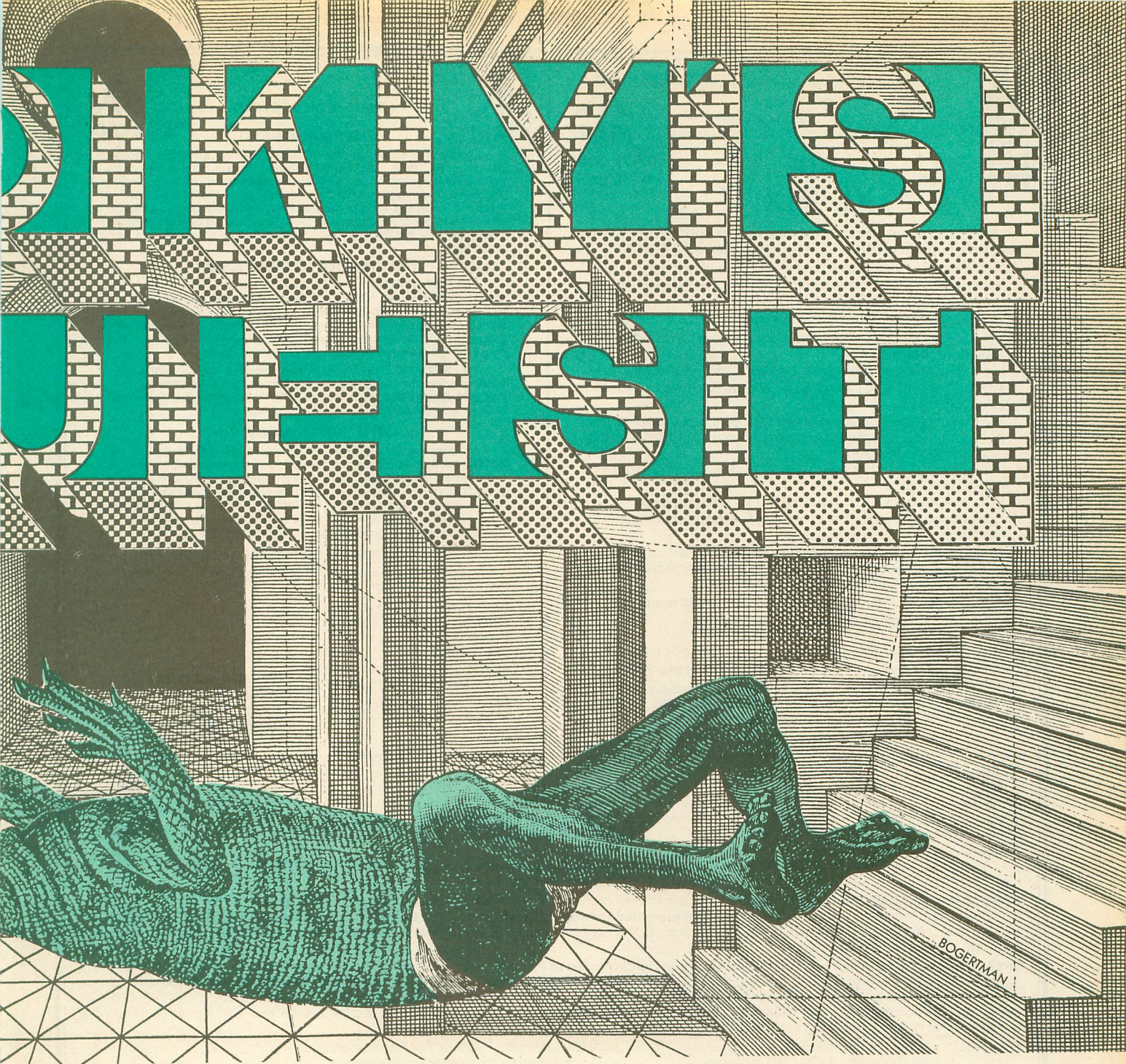
### **VICTORY OVER MONSTERS**

Getting treasures is not an easy task. In each room, you will find a treasure and a monster. It is important to get to the treasure before the monster gets it, before you kill the monster or the monster kills you. In each case, you'll lose the treasure.

If you clear all the rooms on any level and don't have enough treasure, you'll be forced to wander that level forever—or until you stop the game.

You have ten lives for the entire game. If you'd like more, rejuvenate





yourself at line 610.

You'll be asked to choose a weapon as you enter a room. Available weapons are listed at the bottom of the screen and can be selected with numbers. The axe, mace and sword are swinging weapons—press the fire button and move the joystick from left or right.

The knife, lightning bolt and fireball are throwing weapons. They are used in the same way as swinging weapons—except they continue moving in a straight line until they hit

something.

Choose your weapons with care. Each has different properties. You'll find that some require six hits to kill, others only one hit.

Note that while fighting, you can only attack to the left or right, and can't protect yourself from above or below.

You can encounter six types of monsters—vampire bats, giant hobgoblins, wicked skeletons, venomous serpents, decaying mummies and malevolent spiders that in-

habit only the lowest level. Your adventurer, Kooky, is shown as a happy face symbol.

Instead of escaping the dungeon, you may choose to accumulate points. Treasures are worth five points, defeated monsters ten.

*All three authors are 19-year-old computer science majors at Eastern Michigan University.*



Listing on page 51.



Vastly SUPERIOR to any translation programs available! FOR ATARI 1200XL/600XL/800XL with 64K. (Please specify computer model number!)



\$69.95 (Rom)  
\$49.95 (D or C)

## THE XL "FIX"!

\$69.95 (Rom)  
\$49.95 (D or C)

The Atari XL series computers represent power, sophistication, and flexibility virtually unrivalled in today's Home Computer Market.

With "approximately" 30-40% of existing software being "incompatible", a real, and serious problem exists. Because of this we have developed THE XL "FIX"!

ADVANTAGES over cheaper "translation products":

1. The XL "FIX" is capable of fixing more software... an estimated **30% more software!**
2. The XL "FIX" is available in **DISK, CASSETTE, and now ROM!**
3. XL "FIX" versions fix ALL THREE types of software (Disk - Cassette - and Cartridges!)
4. The XL "FIX" (disk or cassette) adds **OVER 4K** of usable RAM to your computer (anyone using Data bases or Word processors will **really** appreciate this feature!)
5. You never have to hold the **OPTION** button down on 600XL or 800XL computers!
6. **VERY IMPORTANT!** You need to load the XL "FIX" only **once**... you can **change** disks, cassettes, or cartridges **without** rebooting the XL "FIX" each time (disk or cassette)!
7. The **ROM** version is instantaneous upon computer power up, has a high speed cursor, is instantly switchable to your original operating system, will work with 16K 600XL's, and more!

The XL "FIX".... another SUPERIOR product! **64K required!**

**DISTRIBUTOR/DEALER** inquires welcome

Mastercard-Visa-Money  
Order or Cashier Check.  
Phone **(716) 467-9326**  
Please specify computer model number!

Send \$49.95 (\$69.95 for Rom) plus \$4 shipping and handling (N.Y.S. residents please add 7%) to:  
**COMPUTER SOFTWARE SERVICES**  
P.O. Box 17660  
Rochester, New York 14617



**THREE NEW PRODUCTS!**

### THE "SUPER PILL"!

Exactly the same as the WORLD'S leading cartridge backup device... **THE PILL!**... except it's even simpler to operate, it's **SWITCHLESS!** Excellent for families having young children. Totally eliminates opening computer doors and switches. **THE "SUPER PILL"!** is the most advanced state of the **CARTRIDGE BACKUP** device available today. It is totally compatible with all ATARI computers and all programs backed up by the original "PILL"! Only \$79.95 plus \$4 shipping and handling.

### THE "PROTECTOR/SILENCER"!

The "**PROTECTOR**"! is a disk and hardware modification (no soldering) for Atari 810, 1050, and Indus GT disk drives that will allow you to write true **BAD SECTORS** wherever you wish (not to be confused with ridiculous speed control or tape jerking schemes!). **Powerful** disk program finds hidden directories, scrambles existing directories, fast maps, hex conversions, disk dupes, and much more!

The "**SILENCER**"! quiets your drive tremendously (eliminates the **LOUD** grinding noise when you read a bad sector!), **PLUS** it allows you to **WRITE TO BOTH SIDES** of any disk **WITHOUT** cutting or notching the disk! Both for only \$49.95 plus \$4 shipping and handling.

### THE "COMPANION"!

An amazing device that will enhance the capabilities of the **XL "FIX"!** or Atari Translator. It will allow you to **de-select BASIC** (no more need to hold the **OPTION** button while loading programs on the 600XL's and 800XL's), and it will allow you to **de-select the DIAGNOSTICS** (no more bad loads because of the **DIAGNOSTICS** jumping into the middle of your program load routine!). Installation is simple (10 minutes) and requires **NO** soldering! Only \$29.95 plus \$4 shipping and handling.

**DISTRIBUTOR/DEALER** inquiries welcome.

Our other fine products include THE "PILL", XL "FIX", "IMPOSSIBLE", "METAMORPHOSES", and "REMOTE"!

Mastercard-Visa-Money  
Order or Cashiers Check.

Phone orders:  
**(716) 467-9326.**

Atari is a TM of Atari Inc. The "METAMORPHOSES" is a TM of Computer Software Services (division of S.C.S.D., Inc.)

**COMPUTER SOFTWARE SERVICES**  
P.O. Box 17660  
Rochester, New York 14617



\$149.95

For years they said it couldn't be done... **THE "IMPOSSIBLE"!** they claimed!



\$149.95

Backup almost any disk currently available (even **heavily protected** programs) with an **UNMODIFIED** disk drive!  
Works with **ANY** disk drive!

**PURPOSE:** The "**IMPOSSIBLE**" was developed in response to the estimated half million disk drive users that own a drive other than the Atari 810 (Indus, Percom, Trak, Rana, Astra, etc.) that wish to **BACK UP** their **protected software**. Due to a radically new technology developed by Computer Software Services, modification to your disk drive has been eliminated! The advantages are obvious! Drive warranties are not violated, the chance accidental damage has been eliminated, etc., etc.

**OPERATION:** The "**IMPOSSIBLE**"! consists of a disk program (**unprotected** so you can make as many backups as you wish) and a 4K STATIC RAM pack which is inserted into your computer (no soldering!) The "**IMPOSSIBLE**"! will read your program disk, and then **re-write it in an unprotected format!** You may make additional backup copies using a sector copier or even regular DOS! Because your backup copy no longer has **BAD SECTORS** or **EXOTIC FORMATS**, the program data can now be manipulated into DOS compatible files (even double density!), transferred to cassette, etc. (with the aid of our Satellite programs!) No user programming knowledge required. A few programs require logical thinking.

- FEATURES:**
1. Backup protected disks
  2. Handles most MULTI-LOAD programs
  3. Makes DOS files (with Satellite option)
  4. Up to 90K data input capable
  5. AFSD-Automatic FUZZY Sector Discriminator
  6. Expands computer memory to 52K usable
  7. Simple NO SOLDER installation
  8. Satellite expandable

**PROJECTED SATELLITES:** A "**COMPACTOR**" program which will convert your program into DOS compatible files (double density compatible!) for the storage of several programs on one disk. A "**COLUMN 80**" program for Word Processing, etc. It allows 80 columns on the screen! The "**XL-MATE**" will allow programs made with your 400/800 "**IMPOSSIBLE**"! to now play on your XL Computer! The **METAMORPHOSES II** program will allow you to convert your **protected CASSETTES** into disk DOS files and vice-versa. All satellite programs must be used with inconjunction with The "**IMPOSSIBLE**"!

**REQUIREMENTS:** The "**IMPOSSIBLE**" diskette, the 4K STATIC RAM pack, a 400 or 800 computer (please specify!) with 48K and "B" Rom's. **NOTE!** The very old ATARI computers were shipped with "A" Rom's which had some serious "Bugs". Even if you don't own an "**IMPOSSIBLE**", you should upgrade to "B" Rom's (simple to install!) We have them available at a very inexpensive price. CALL US! "XL" version available soon!

**NOT A PIRATING TOOL:** We at C.S.S. did not design The "**IMPOSSIBLE**"! to put Software Manufactures out-of-business overnight! Nearly all of **our** products have been "ripped-off" by industry parasite who have little or no ability to develop a product of their own so we can sympathize with their dilemma. All C.S.S. products have built-in safe guards which prohibit their use for flagrant pirating. The "**IMPOSSIBLE**"! is no exception! While The "**IMPOSSIBLE**"! back-up the most heavily protected programs, it also checks to see that the 4K STATIC RAM pack is installed before allowing the backup copy to execute!

**EXAMPLES:** The "**IMPOSSIBLE**"! has been tested on 300 of the most popular and heavily protected programs we could find. With nearly 4000 programs for Atari, we **DO NOT** guarantee that it will backup all programs in the past-present-and future! We will supply updates at \$6 each (non-profit!) if and when necessary. Programs we have successfully backed up include: Blue Max, Visi-cal, Archon, Mule, File Manager 800 +, Syn Calc, Syn File, One on One, 7 Cities of Gold, Super Bunny, Load Runner, Drol, and Gumball just to name a few!

Mastercard-Visa-Money  
Orders or Cashier Check.  
Phone: **(716) 467-9326**  
Please specify computer model number!

Send \$149.95 plus \$4 shipping and handling (N.Y.S. residents please add 7%)

**COMPUTER SOFTWARE SERVICES**  
P.O. BOX 17660  
ROCHESTER, N.Y. 14617





# SHOPPER'S GUIDE



## INDUS GT

**\$279.95**

THE BEST DISK DRIVE - THE BEST PRICE

ATARI® 800XL Computer	\$179.95
ATARI® 600XL Computer	\$79.95
APE FACE Printer Interface	\$55.00
ATARI® 1050 Disk Drive	\$229.95
ATARI® 1030 Modem	\$69.95
ATARI® 850 Interface	\$110.00
ASTRA 2001 Dual Disk Dr. w/DOS	\$499.95
ATARIWRITER® Word Processing Kit	\$49.95
SYNTREND, SYNFILE + or SYNCALC	\$49.95
GAMES From	\$9.95

Shipping charges add \$2-\$5 per order  
FREE catalogue of Atari, software and accessories

ABP, Ltd. (518) 664-4966  
Box 109   or C.O.D.  
Mechanicville, NY 12118

TIME IS MONEY...  
WHY WASTE EITHER?

B.L. ENTERPRISES  
Introduces the  
Original P.B.R.  
(Print Buffer Routine)

- Turn your 2nd Atari® system into a time saving print buffer
- No modifications or assembly required
- Simple cable connection (Cable included)
- Utilizes any memory size from 16K and up
- Compare the price of any hardware print buffer with the price of any used or new Atari® system
- Wouldn't you rather have another system and a print buffer for LESS!



To Order Send \$39.95 to:  
B.L. Enterprises  
P.O. Box 4282  
Louisville, KY 40204

KENTUCKY RESIDENTS ADD 5% SALES TAX  
SPECIFY CASSETTE OR DISK VERSION  
Atari® is a trademark of Atari, Inc.


## zoomsoft

BRITAIN'S LEADING ATARI  
SOFTWARE SPECIALIST

	cass	disk
	UK POUNDS	
Bruce Lee	14.95	14.95
Dallas Quest	N/A	14.95
Tigers in the Snow	14.95	14.95
Combat Leader	14.95	14.95
Graphics Art Department	N/A	44.95
Jetboot Jack	9.95	N/A
Encounter	9.95	12.95
Arcade Construction Set	N/A	44.95
F15 Strike Eagle	14.95	14.95
Beach Head	9.95	12.95
Fort Apocalypse	9.95	14.95
Blue Max	9.95	14.95
Blue Thunder	9.95	N/A
Attack of the Mutant Camels	8.95	N/A
Disk Collector	N/A	18.95
The Protect (write to both sides of a disk)	13.95	

PLUS 100's more titles available.  
Send S.A.E. for FREE catalogue.  
Cheques, PO to:-  
ZOOMSOFT, 46 Huntsworth Mews,  
London, NW1 6DB Tel: 01 723-0562.  
Foreign orders please add £1.25 for post.

## CRAPS




LEARN AND  
PLAY THE  
EXCITING  
GAME OF  
CASINO CRAPS—  
THE INEXPENSIVE WAY

- ◆ FANTASTIC GRAPHICS
- ◆ JOYSTICK CONTROL
- ◆ ONE KEYSTROKE GAME INSTRUCTIONS
- ◆ REAL CASINO LIKE PLAY

(ATARI 48K DISK —\$24.95 EACH)

SEND CHECK OR MONEY ORDER TO:  
STICK AROUND SOFTWARE  
123 CIMARRON STREET  
RICHLAND, WASH. 99352  
(509) 627-4914



NEW

\$24.95

dragonquest 3.14  
the GRAPHIC ADVENTURE

ATARI® 32k Disk

satisfaction guaranteed

CALL OR WRITE TO ORDER  
midwest computing  
4975 brookdale rd.  
bloomfield hills, mi.  
(313) - 645-2140 48013

## REALLY USE YOUR ATARI!

Q: What's the unpleasant monthly task that could easily be computerized?  
A: Balancing the bank statement!

Get CHECKBOOK CHECKER---

- \*So simple to use, it overcomes spouse's computerphobia.
- \*Fewer steps than usual---
- Let the computer do the work!
- \*Fully prompted by TV screen.
- \*Specialized for home checkbooks.
- \*Unusual features such as independent adder, to find errors.
- \*Ideal birthday or holiday gift: Useful---and what a price!

Atari, 32K min., Printer optional.  
Disk \$9.95 Postpaid  
(NJ residents add 6% tax.)


PRINCETON COMPU-CENTER ASSOCIATES  
119 Jefferson Rd.  
Princeton, NJ 08540

## INDUS \$299

The incredible Indus GT Disk Drive.

INCLUDES:  
Database Manager, Spreadsheet, Word Processor, DOS DOS XL,  
Carrying Case and ONE year warranty.

GEMINI 10X



\$267.00

PRINTER RIBBONS

EPSON M170/80 Cartridges-COLORS  
Black/Red/Blue/Brown/Purple  
each-\$5.50 dozen-\$60.00

OKIDATA 80, 824, 834, 90, 92  
SERIAL 100/115  
Black or Blue each-\$5.00  
dozen-\$28.00

APEFACE Printer Interface  
with daisy chain port---\$65.00  
without daisy chain port---\$59.00  
ATARI 850 Printer Cable---\$24.00

HUMPTY DUMP Graphics Screen Dump  
from Kid Stuff Software---\$32.00

KOALA PAD with Software---\$77.00  
Programmer's Guide & Disk---\$14.00

VERBATIM DATALIFE-55/DD---\$21.00  
ATARI GT1A Chip -----\$16.00  
FLOATING POINT Font Chip ---\$24.00




M.A.R.K. Enterprises  
315 North Utica Avenue  
N. Massapequa, NY 11758  
516-293-5698

FREE SHIPPING UPS GROUND



THE LISTED PRICES REFLECT A 3% CASH DISCOUNT. ADD \$2. TO ORDER IF USING CHARGE. ADD \$3.00 ADDITIONAL FOR C.O.D. NYS RESIDENTS ADD LOCAL SALES TAX. PRICES AVAILABILITY SUBJECT TO CHANGE WITHOUT NOTICE. PERSONAL CHECKS REQUIRE 2 WEEKS TO CLEAR.

Stock Market Timing Tools  
for  
Atari 800 with 48K Disk Drive



indicates

- Performance Comparisons
- Uptrends and Downtrends
- 2 variable moving averages
- Overbought and Oversold Readings

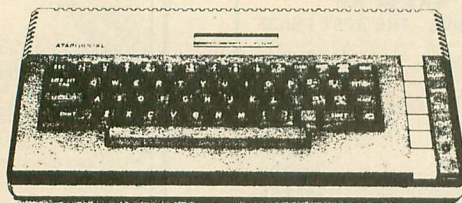
AND MORE

Not a Game under \$30.00

for free info. write to:

M.A.R.K. Enterprises  
P.O. BOX 83007  
LOS ANGELES, CA 90083

# Always the Lowest Prices on the Finest Quality at... COMPUTER CREATIONS



**OKIMATE  
10 COLOR PRINTER**  
**\$209<sup>95</sup>**

With Atari Plug 'N' Print Kit!!

## ATARI HARDWARE

Atari 800XL™ Home Computer (64K RAM) .....	
Atari 410 Recorder (Special) .....	
Atari 1010™ Program Recorder .....	
Atari 1020™ 40-Column Color Printer/Plotter .....	
Atari 1025™ 80-Column Printer .....	
Atari 1027™ Letter Quality Printer .....	
**Atari 1030™ Direct Connect Modem .....	
Atari 1050™ Disk Drive .....	
* CX77 Atari Touch Tablet™ .....	
Atari Light Pen .....	
	<b>Call For Updated Prices On New Model Atari Computers</b>

\*Screen Dump Program **FREE!!** with purchase of CX77  
\*\*ET Upload/Download Program **FREE!!**

## DISK DRIVES

Indus GT (Free Software) .....	
Astra 2001 .....	
ATR-8000 64K .....	
Happy Enhancement for Atari 810 and 1050 Drives	
	<b>CALL FOR UPDATED PRICES</b>

## SUPER SOFTWARE PRICES

Atari	
Electronic Arts	
EPYX	
American Educational	
Infocom	
Syn-Series	
Spinnaker	
OSS	
LJK	
Others	
	<b>CALL FOR CURRENT PRICES</b>

DISKETTE/CARTRIDGE/ CASSETTE FILES	
Flip 'N' File 10 .....	3.95
Flip 'N' File 15 .....	6.95
Data Defender .....	16.99
Flip 'N' File/The Original .....	16.95
Disk Bank .....	3.99
Colored Library Case .....	2.99
Disk Bank/5 (holds 50) .....	12.99
Power Strip (6 outlet) .....	16.95
Lineguard Spike Suppressor .....	13.99
Disk Drive Cleaning Kit .....	11.99
Ring King Wallet (holds 10 disks) .....	4.99
Ring King Wallet (holds 20 disks) .....	7.99

## AUTHORIZED SERVICE CENTER

ATARI  
STAR MICRONICS (GEMINI)  
Call for prices and services.

## GENERIC DISKS

**FANTASTIC  
PRICES!!**

**GENERIC DISKS AS LOW AS 99¢ ea.**  
Generic 100% Defect-Free/Guaranteed.

Includes sleeves, labels, write protect tabs, reinforced hub rings, lifetime warranty. (2 boxes minimum)

		SS/SD	SS/DD	DS/DD
DISKETTES	2 boxes	12.99	14.99	17.99
(1 bx. minimum)	3-9 boxes	11.50	13.50	16.50
	10+ boxes	9.90	11.99	14.99

## PRINTERS

GEMINI 10X (80 Column) .....	259.00
GEMINI 15X (136 Column) .....	379.00
DELTA 10 (80 Column) .....	360.00
RADIX 10 (80 Column) .....	539.00
RADIX 15 (136 Column) .....	649.00
POWERTYPE Daisywheel .....	339.00
EPSON RX-80 (80 Column) .....	279.00
EPSON RX-80 FT (80 Column) .....	359.00
EPSON FX-80 (80 Column) .....	429.00
OKIDATA 92P .....	449.00
EPSON RX 100 (135 Column) .....	459.00
TTX LETTER quality Printer (Includes Tractor Feed) .....	359.00

## Printer Interface Cables

MPP-Microprint .....	49.95
MPP-1150 Parallel Printer Interface .....	59.95

## Printer Ribbons

GEMINI Printers (Black/Blue/Red/Purple) .....	3.00
EPSON Printers .....	8.95

## RAM (Memory) BOARDS

MICROBITS 64K (600XL) Expansion .....	89.95
---------------------------------------	-------

## MONITORS

SAKATA SC 100 Color Screen .....	239.00
MONITOR Cable .....	4.95
SANYO 12" Green Screen .....	84.95
SANYO 12" Amber Screen .....	89.95
SANYO Color Screen .....	229.95
SANYO 9" Green Screen .....	69.95

## MODEMS

MPP-1000C Modem .....	114.95
SIGNALMAN Mark XII Modem with R-Verter .....	299.95
Mark X with R-Verter .....	299.95

To order call **TOLL FREE**  
**1-800-824-7506**

ORDER LINE ONLY

**COMPUTER CREATIONS, Inc.**

P.O. Bo 292467 - Dayton, Ohio 45429

For information call: (513) 294-2002 (Or to order in Ohio)

Order Lines Open 8:30 a.m. to 8:00 p.m. Mon.-Fri.; 10 a.m. to 4:00 p.m. Sat. (Eastern Standard Time). Minimum \$10 per order. C.O.D. (add \$2.50). All prices are subject to change without notice. Call toll free number to verify prices and availability of product. Actual freight will be charged on all hardware. Software and accessories add \$4.00 shipping and handling in Continental United States. Actual freight will be charged outside U.S. to include Canada, Alaska, Hawaii, Puerto Rico. Ohio residents add 6% sales tax. NO CREDITS! Return must have authorization number.

No extra charge  
for MasterCard  
or Visa

# S.A.M. HANDLER

Less typing for your Atari's voice

by CHRIS BONE

**S**.A.M. (Tronix, \$59.95) is the sole software-only voice synthesizer for Atari computers. It costs considerably less than "black box" synthesizer hardware and sounds just about as good. With a little experience, you can understand just about everything S.A.M. says.

It's somewhat cumbersome to use, though—you must enter speech into a string, then execute a `USR` call.

This program makes using S.A.M. a good deal easier, and even adds a few extra capabilities. Type in Listing 1, check it with `TYPO`, and `SAVE` a copy. You don't need to type Listing 2 (`SAMHANDL.ASM` on the *Antic* disk) in order to use the program. Listing 2 shows the source code for the machine language portion of the BASIC program.

First load S.A.M. and `RECITER` according to the S.A.M. documentation. Then load the S.A.M. Handler and `RUN` it.

The program sets up a handler to allow the Operating System to treat S.A.M. as any other Input/Output device. To "speak," all you need to do is `OPEN` a channel for output to device `V:` (voice) (e.g. `OPEN #1,8,0,`

*Owners of S.A.M. (Software Automatic Mouth) can use this program to define the voice synthesizer as an I/O device—much like a printer. This allows you to program S.A.M. commands with less typing. This BASIC program will run on all Atari computers of any memory configuration—but you need S.A.M. software and a disk drive. *Antic* Disk subscribers, load S.A.M. and `RECITER`, then `RUN "D:SAMHANDL.BAS"`.*

`"V:");` and anything printed to that channel (such as: `PRINT #1,"HELLO")` is spoken by S.A.M.!

Now you can also have S.A.M. read out a program listing by `LOADing` the program, then executing `LIST "V:":` I use this to have S.A.M. read long `DATA` statements that I've typed in from published listings, while I check the statements on the printed page. This saves much of the time and frustration that's usually involved in checking a program.

The S.A.M. Handler remains active as long as you don't turn off the computer or press `[RESET]`. If the latter occurs, reinitialize the handler by executing `A = USR(1536)`.

## PROGRAM TAKE-APART

This take-apart refers to the assembly language portion of the S.A.M. handler, Listing 2.

- 150- 410 Initialize the handler.  
430-1020 The handler itself.  
Lines 620-690 check for an end-of-line character, and if found, place a period at the end of the text to allow S.A.M.'s voice to drop in inflection and to speak the contents of the buffer.
- 710- 750 Check for comma and, if found, send a space after the comma. This is necessary for `DATA` lines, because if there are numbers on both sides of a comma, S.A.M. normally doesn't recognize it.

*Chris Bone is one of *Antic's* readers from England, from Watford, Herts., to be exact.*



Listing on page 49.

## **YOU HAVE ALREADY MADE YOUR FIRST MISTAKE!**

You thought that cassette recorder would handle your storage needs.

WRONG

## **DON'T MAKE ANOTHER ONE!**

You think you need a disk drive to solve your storage problems.

WRONG

## **YOU NEED 2 DISK DRIVES!**

Any serious application practically demands at least 2 drives.

*WORD PROCESSING*

*SPREADSHEET*

*DATA BASE MANAGEMENT*

*MAILING LIST SOFTWARE*

All of these are made more powerful and, at the same time, easier to use if you have two disk drives.

So now it will cost twice as much, right?

WRONG

You need an Astra single or double density dual disk drive. Two drives in one



# AND NOW ASTRA HAS THREE MODELS FOR YOUR ATARI

## ASTRA 1620

Our original single or double density dual disc drive.  
Two drives, for the price of one.  
(360 KBYTES)



## ASTRA 2001

All of the features of the 1620, but with improved circuitry, rotary doors, and direct drive motors.  
(360 KBYTES)

## ASTRA "BIG D"

Double sided, single or double density, dual disk drive.  
(720 KBYTES)

# ALL DRIVES FURNISHED WITH SMARTDOS OR MYDOS \*

\*DOUBLE SIDED DRIVES

FOR NEAREST DEALER OR DISTRIBUTOR  
CALL (714) 549-2141

# \*ASTRA SYSTEMS

2500 South Fairview • unit L • Santa Ana, Ca. 92704

*A drill program that helps students learn the names of notes on the musical staff. The BASIC listing runs on all Atari computers of any memory configuration. Antic Disk subscribers RUN "D:MUSFLASH.BAS".*



# Music Flash Cards

by JAMES BROWN

Here is a fairly simple program I developed when my daughter started taking piano lessons. When learning a new subject, some drill and practice is often necessary to sharpen skills. This is just the thing for a computer, which can present the material in a more interesting way than most human "drill instructors", and which never gets bored or impatient.

The purpose of Music Flashcards is to teach the positions of notes on the musical staff. The program reinforces each correct answer by sounding the corresponding note. It uses the regular low resolution Atari sound voices, however, so the pitch is not very precise. This deficiency can easily be overcome by using the technique of coupling two sound generators to produce high-precision tones. Such a change is recommended if you want to teach pitch recognition at the same time.

The program is very simple to use for any child who has enough experience with the computer to know that it is usually a good idea to press [RETURN] to complete an input. This is necessary only in the initial "set up" sequence. During the timed response segment, only a single keypress, representing the note shown, is needed. So, after entering the program, correcting it with TYPO and saving a backup copy, all you need do is type RUN and answer the prompts. The program keeps your score, which ranges from the high 90's if you really know your notes and have fast typing reflexes, down to zero if you aren't paying any attention at all.


You can limit the drill to either the treble (G) clef, or the bass (F) clef, or include both. This way the student can concentrate on whichever area is currently being studied in regular music lessons.

*James W. Brown is supervisor of the Database System Engineering Group at the Caltech Jet Propulsion Laboratory (JPL) in Pasadena, California, and is librarian of the JPL Atari Computer Enthusiasts user group.*

**PROGRAM TAKE-APART**

- 100- Three arrays hold the note values for the SOUND command, the character name of the note, and the corresponding keycode.
- 115- 238 Set up the title screen, read note values into arrays, and play a sequence of notes while rotating the colors on the marquee.
- 240- 245 Address pointers, and initialize previous score.
- 250- DEL is the value used for delay loops. It can be adjusted to slow down or speed up the drill. MAXTIM counts down to zero while waiting for a response.
- 255- 267 Prompt for and accept the number of notes for this drill sequence. Note error trapping.
- 269- 285 Prompt for and accept the

- choice of staff — bass, treble, or both.
- 299- 327 Draw lines of staff.
- 330- 380 Draw clef symbols.
- 400- 480 Loop for drilling notes.
- 405- 407 Randomly pick a note from the selected range.
- 410- Draw the note.
- 420- 430 Timing loop — wait for keypress.
- 435- Check for correct answer.
- 437- 445 Sound buzzer if wrong answer.
- 446- Allow up to two wrong answers. If three, assume student is guessing or playing around.
- 447- If time runs out, show the right answer and continue.
- 450- If time remaining, try again.
- 459- 462 Sound the note.
- 464- 470 Show the name of the note.
- 475- Erase the note and tally the score.
- 490- 499 Summarize results. En-

- courage improvement, but don't accept backsliding.
- 500- 520 Subroutine to rotate colors.
- 700- 799 Subroutine to draw a short line through a note (middle C or A above staff).
- 800- 899 Subroutine to erase a note.
- 900- 999 Subroutine to draw a note.
- 1000- Sound values for notes.
- 1010- Names of notes.
- 1020- Keycodes of notes.
- 1050-1053 G clef symbol.
- 1060-1063 F clef symbol.
- 1200-1280 Error trap handlers. 

Listing on page 54.

**FOR ATARI\* 400/800/1200/600XL/800XL\***

**the XL BOSS**

FOR ATARI\* 800XL\* and 1200XL\* COMPUTERS

For ATARI 800XL, 1200XL, 600XL with 64k. Replacement operating system to run the vast majority of all ATARI software. No translator or disk to load!

Proper RESET operation especially important for programs like LETTER PERFECT, DATA PERFECT, TEXT WIZARD, etc.

One touch access to extra RAM, all RAM. One touch BASIC on.

Easy plug in installation and much more!

**\*\*\*SPECIAL OFFER\*\*\***

Until december 31, 1984 receive MacroMon XL free with purchase of the XL BOSS!—Disk a \$30 value — excellent, unique monitor for beginner and pro alike—written especially for the BOSS.

Please specify computer model. \$79.95 for 800XL/600XL with 64K\* \$89.95 for 1200XL\*.

**ALLEN  
MACROWARE**



An all machine language text, graphics, mixed mode dump for EPSON, GEMINI, NEC, PROWRITER, OKIDATA, M-T SPIRIT, 160L, KXP-1090, DMP-80, ISD 480, SEIKO/AXION GP550A.

Self booting can be used while programming or even running other programs.

Work with or without BASIC, ED/ASM, PILOT, LOGO. Calendar generator. Horizontal format allows text to be continued in same direction. Change widths, height, center and much more from the keyboard or your program. Special handlers for PAINT, Micro-Illustrator, LOGO, Micropainter, etc. Includes LISTER program for inverted and special characters plus demos and ideas. \$29.95\* 16K Disk-All Interfaces.

**diskwiz-II**

Fast and easy to use repair, edit, explore, dup, disk utility package. Single load, single or double density. Special printout capabilities.

Repair or change of linked DOS2 or OSA + 2 files, directories, dup filenames. Fast searches, mapping, file trace. Disassembler, speed check and much more! Low priced, fast, easy, and powerful! \$29.95 16K Disk.

Send s.a.s.e. for update info.

\*TERMS: U.S. funds; check or M.O. add \$2.50 shipping/handling add 6% CA — 6.5% LA COUNTY add \$3.00 for C.O.D. No charge cards accepted add \$2.50 foreign orders normally out within 48 hours.

P.O. BOX 2205/REDONDO BEACH, CA 90278  
(213) 376-4105

\* Trademark of Atari, Inc.

# PARALLEL

*For the first time, advanced users of the Atari 800XL and 600XL learn how it's possible to connect peripherals to the fast, powerful Parallel Bus Interface. Part 2 of a 4-part series.*

Last month we looked at the general operation of the Parallel Bus Interface (PBI) emphasizing software concepts. This month, we'll look at the hardware concepts involved in making an external device work via the parallel bus.

Figure 1 shows the basic requirements for a simple serial I/O function such as an RS-232 board. The serial I/O device can be an integrated circuit that looks like a set of registers to the computer. The decode logic selects the device when the assigned PBI addresses are presented on the address bus.

Beyond that, the computer needs to be able to read and write data to the device and respond to its requests for service. That's what the Read/Write and Interrupt Request lines are for.

When the computer wants to talk to a parallel bus peripheral, it enables the decode logic with a signal called External Enable. The decode logic decides whether the address on the bus is for the device or for the 2K ROM.

If it's for the ROM, the decode logic returns a Math Pack Disable signal to the computer so that internal ROM won't contend with the 2K ROM for the data bus.

Figure 2 shows the approximate timing of the External Enable (EXTENB) and Math Pack Disable (MPD) signals.

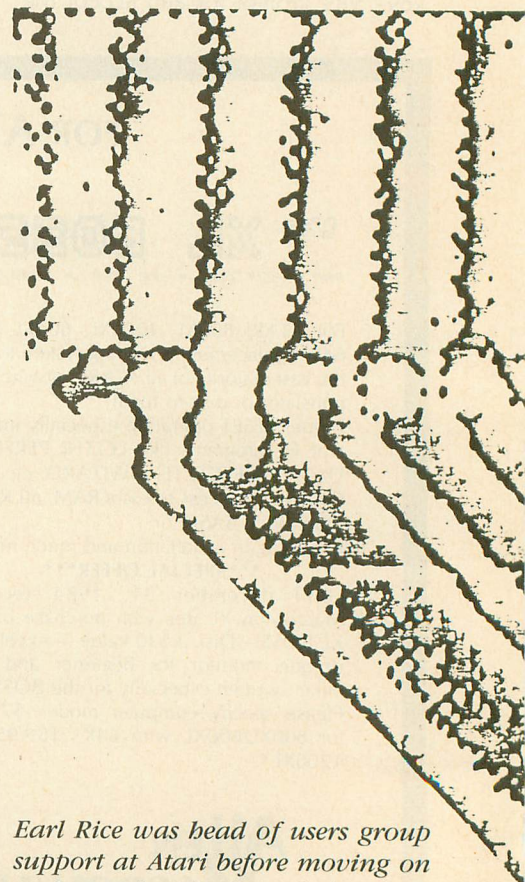
Figure 3 is a more detailed schematic of the hardware example. This is still not the complete design, but it serves to illustrate the concepts some more.

The decode logic does several things:

- Decodes the \$D8XX—\$DFXX block to enable the 2K ROM.
- Decodes the D1XX block for device registers.
- Decodes the address \$XXFF so the computer can select the Device Enable latch at \$DIFF. This latch represents the select bit in the Device Select register (DEVSEL).

In Figure 3, the latch is tied to the data 0 line (for device 0). But it could be tied to another line to make the device respond to a different ID number—such as bit 3 for device 3. For simplicity, the latch is a write-only bit. When we expand to a full design, we'll see how to make a readable register. We would need to do that to make the peripheral available to an interrupt service routine.

The Device Enable latch must be set to allow the computer to address the 2K ROM or the device registers. Its output is also gated with the 2K ROM select line to send the MPD signal to the computer. The Device Enable latch is set by writing a 1 to \$DIFF. It is reset by writing a 0 to \$DIFF.



*Earl Rice was head of users group support at Atari before moving on to be project leader of the now-cancelled 1450XL computer.*

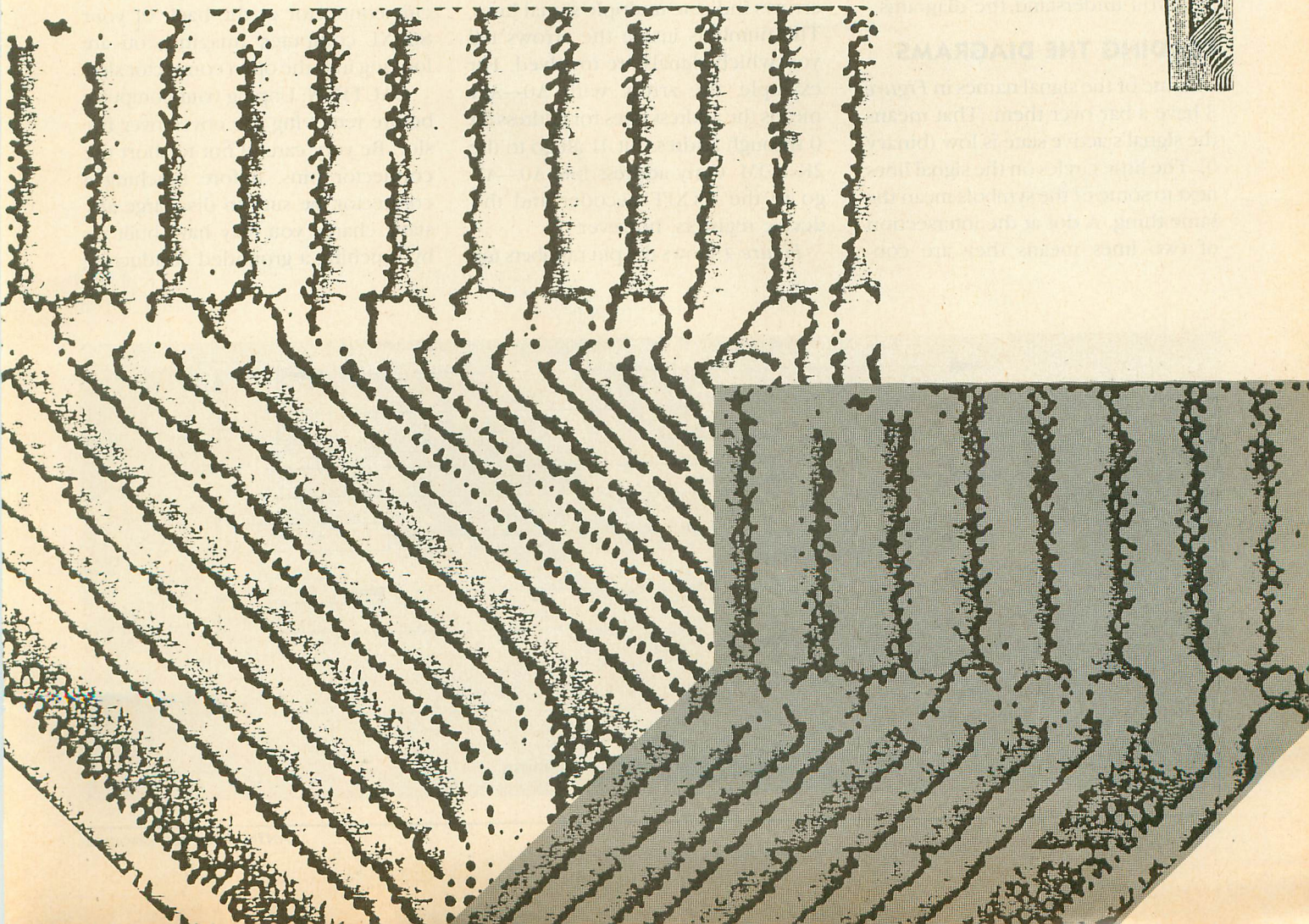
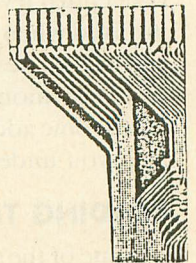
continued on page 70

# BUS REVEALED

100,000 bytes per second

*Part II of a four part series*

by EARL RICE



**SUMMARY**

The basic concept isn't hard. The external hardware is enabled by EXTENB. It must decode the 2K ROM space, device registers, and Device Select register. When the 2K ROM is selected, it must return a Math Pack Disable signal to the computer. If the device is interrupt driven, it must supply an Interrupt Request (IRQ) to let the computer know it wants to be serviced. In that event it will also need to supply an IRQ ID number to the computer.

Simple? Sure is. . . At least at the conceptual level. It gets a little more involved when we design the decoder and have to deal with timing. We'll do that next month. In the meantime, here's some additional information to help you understand the diagrams:

**READING THE DIAGRAMS**

Some of the signal names in *Figure 3* have a bar over them. That means the signal's active state is low (binary 0). The little circles on the signal lines next to some of the symbols mean the same thing. A dot at the intersection of two lines means they are con-

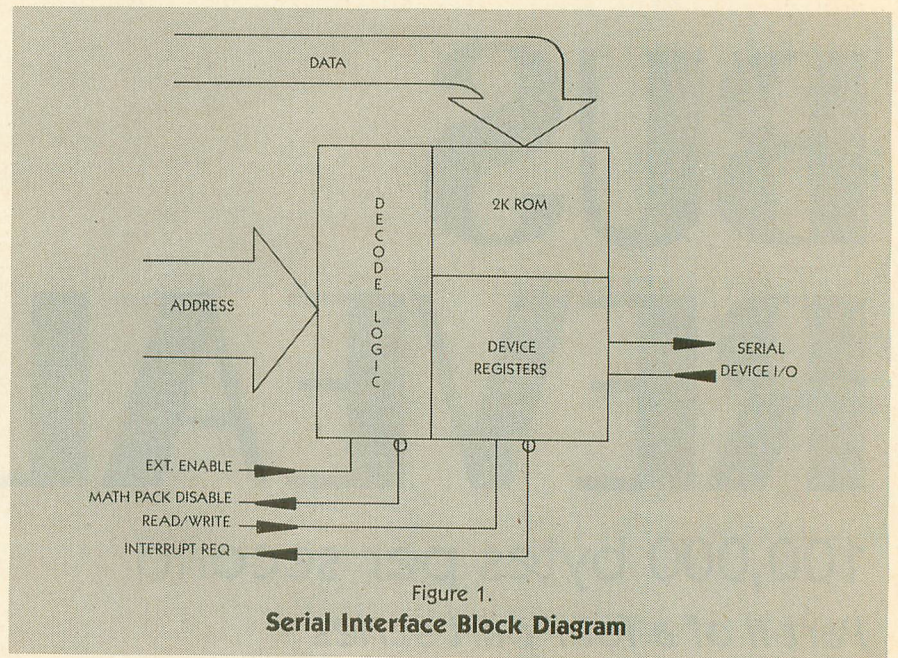


Figure 1.  
**Serial Interface Block Diagram**

nected. If they cross without a dot, they aren't connected. The wide arrows indicate multiple signal lines. The numbers inside the arrows tell you which signals are involved. For example, the arrow with A0—A11 means the address lines for address bit 0 through address bit 11 all go to the 2K ROM. Only address bits A0—A7 go to the \$XXFF decoder and the device registers, however.

*Figure 4* shows the pin numbers for

the PBI signals. It also shows how the pins are numbered on the printed circuit connector at the back of your 800XL computer. Imagine you are looking into the open connector slot.

**CAUTION:** Unplug your computer before removing the cover over the slot. Be very careful not to short the connector pins. Before touching a connector, be sure to discharge any static charge you may have built up by touching a grounded conducting

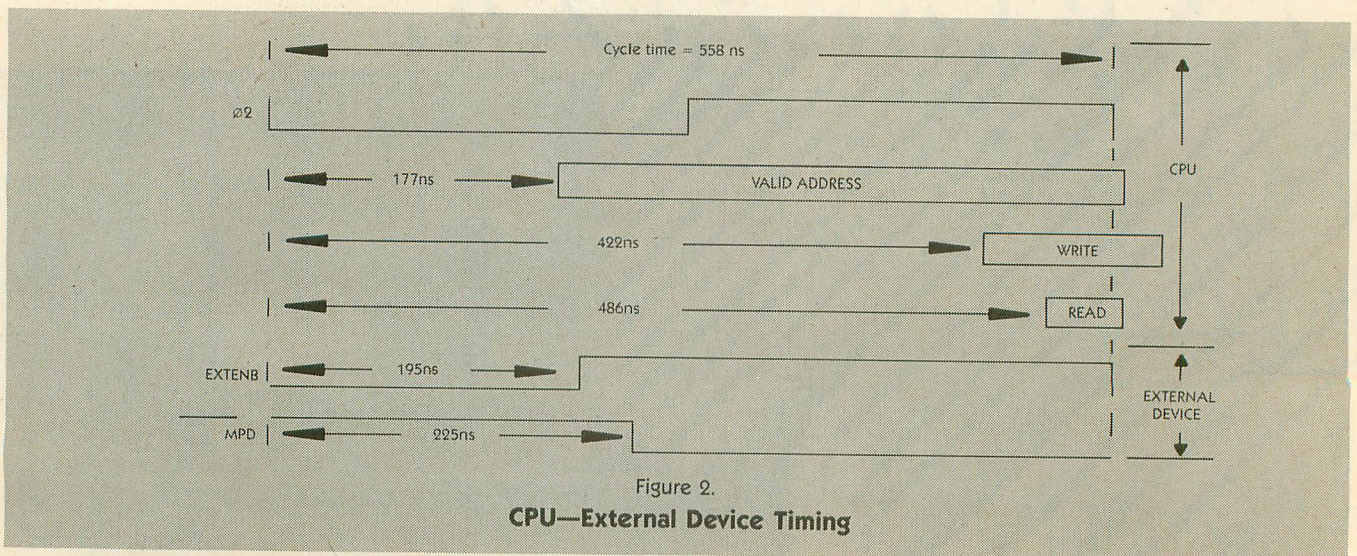


Figure 2.  
**CPU—External Device Timing**

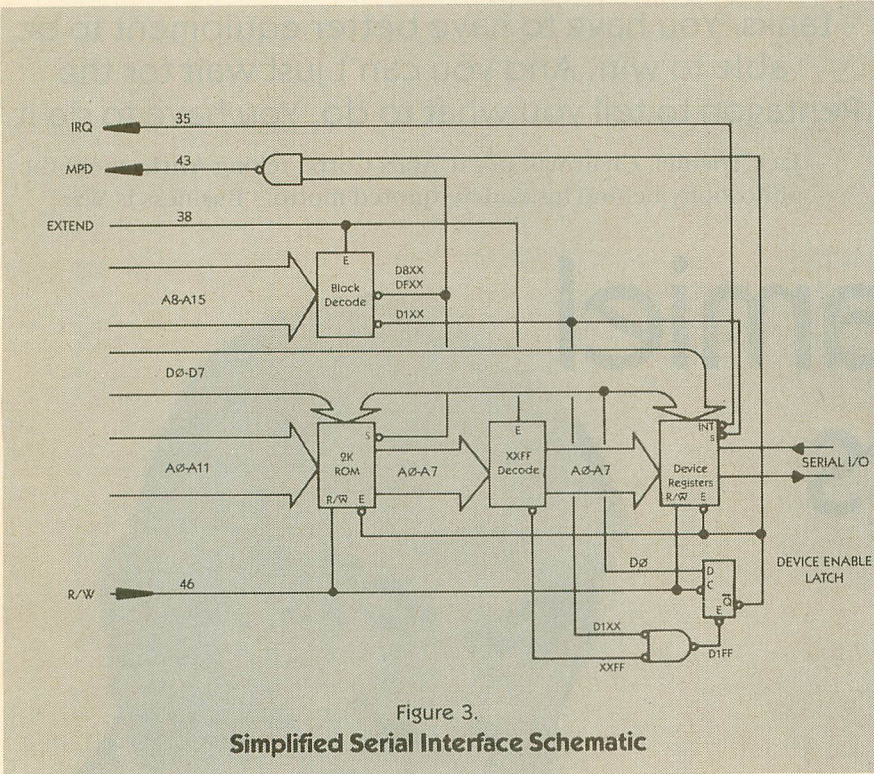


Figure 3.

Simplified Serial Interface Schematic

object (such as a cold water pipe). **STATIC CHARGES CAN DESTROY INTEGRATED CIRCUITS! BE CAREFUL!**

Next month, we'll look at a serious design for a sort of baby 850 Interface—a serial I/O device useable for driving modems and such.

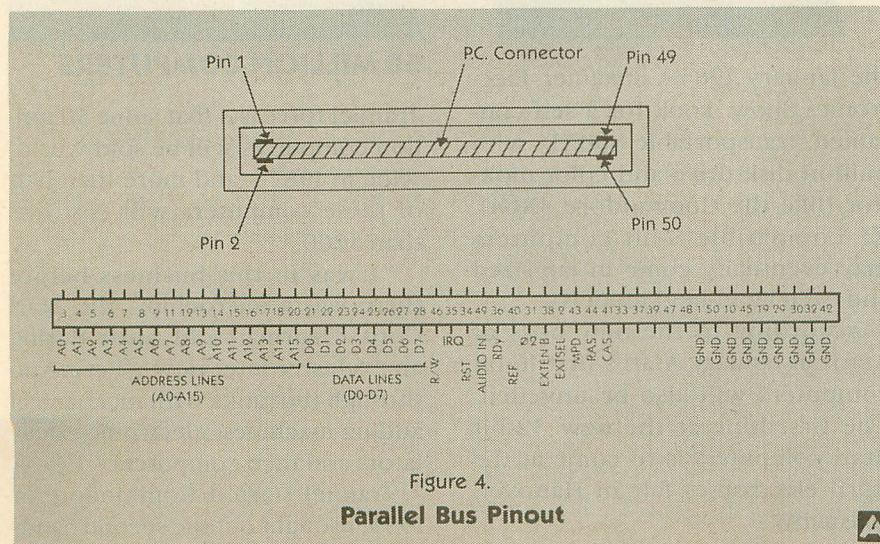
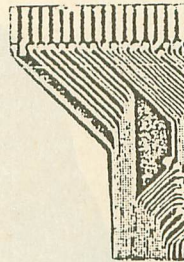


Figure 4.

Parallel Bus Pinout

**GREAT VALUES**

**ASTRA 1620 ...**

**LIMITED QUANTITIES**  
**\$399.00**  
PLUS \$10.00 SHIPPING

**INCLUDED ...**  
**HOMEWRIter**  
**SMARTDOS**  
**AT NO EXTRA CHARGE**

**ASTRA 2001 \$595.00**  
**SMARTDOS \$39.00**

- SMARTDOS is 100% density smart. SMARTDOS will sense the density of each disk in use and automatically reconfigure the entire system to that density.
- SMARTDOS does not require that a "system disk" has to remain in the drive, or be continually inserted and removed in order to use the DUP.SYS commands.
- With SMARTDOS you may Copy with query, (eliminates specifying each item individually).
- Counter screens - which keeps the user informed as to what the system is doing and where in the task the system is.
- Disk testing for bad or unusual sectors that may be corrected.
- RESIDUP feature allows simple yet powerful full time availability of DUP.SYS commands while leaving your program intact and ready to RUN.
- Minimum keystrokes for maximum power, e.g. a disk directory is done by pressing only one key - the drive number (great for filesearches), and "=" may be used to replace "\*".
- The ability to run from 1 to 9 autorun files sequentially.
- Built in disk drive speed check.
- SMARTDOS is only 34 single density sectors long and works with all Atari computers with a minimum of 24K RAM.

**FILING SYSTEM \$39.00**

FILING SYSTEM allows the user to configure any type of data file imaginable. Examples are recipe cards, mail lists, reminders for birthdays, check-ups, etc..., complete inventories (home and business), personnel files, customer call-ups, price list, and much, much more. You may retrieve data using any field or combination of fields. Files also may be saved, sorted, and printed in a pre-set format that you configure. Uses either a single or a double density disk drive. 24K minimum.

(ORDERS ONLY)

**MasterCard/VISA**  
**The Programmers Workshop**  
5230 Clark Ave., Suite 19  
Lakewood, CA 90712

100 ITEM CATALOGUE

“When I get depressed, I watch the ‘Patton’ movie. I believe in that. I don’t think you can sit on your butt. You have to know who your competitor is—who your enemy is. You have to have better tanks. You have to have better equipment to be able to win. And you can’t just wait for the Pentagon to tell you what to do. You have to do it.”

—Jack Tramiel, Chairman of the Atari Corp., telling *Antic* about the philosophy behind his widely-quoted motto, “Business Is War.”

# Jack Tramiel Declares War!

## 3 enhanced 800XLs in '85?

by JAMES CAPPARELL,  
MIKE CIRAOLO,  
NAT FRIEDLAND  
and GARY YOST



### 50 MILLION COMPUTERS

Tramiel forecasts that some 50 million computers will be sold worldwide in 1987—and more than half of these computers will cost less than \$200.

“I was in this business before there was a microchip,” the Atari Corp. Chairman told *Antic* during an exclusive interview. “I came up through the ranks with mechanical adding machines, electronic calculators and then computers.”

Tramiel started Commodore in 1955, brought out the second hand-held calculator, and won the com-

**J**ack Tramiel expects to sell around 500,000 800XL's over the 1984 Christmas season. This would put Atari back in the black after an \$875 million loss from the previous 18 months. Factories in Taiwan and Ireland are turning out 150,000 computers a month. A new factory is being started in Japan. The company projects \$1 billion sales for 1985.

As many as three upgraded all-compatible 800XL's—some with 128K memory—are to be shown at

the January 1985 Consumer Electronics Show. Look for a self-contained, transportable 800XL, with built-in disk drive and color monitor (like the Commodore SX64). XL-compatible 8-bit computers may eventually come in lap-sized and even hand-held models.

According to the new boss of Atari, in January Atari's first 16-bit computers will also be unveiled. The first look at the new 32-bit Atari computers is to come at the April electronics fair in Hanover, Germany.



pany the biggest share of home computer sales. In 1968—when calculators sold for \$1,495—he predicted that the price would drop to \$9.95 within 10 years. “If anything, I was too conservative then,” he commented. “You get a good, basic calculator for even less than \$9.95 and 70 million calculators were sold last year.”

And how does Atari fit into the coming mass computer market? “My goal at Atari is to make the best computer at every meaningful price point between \$100 and \$1,000,” the Atari Corp. Chairman told **Antic**.

“Any competitor is welcome to approach our market,” said Tramiel. “But they have to be willing to work as hard and as efficiently, to take as many risks, as we do.”

## WHAT SELLS BEST

To Tramiel it's an undeniable fact that the best computer value will be the best seller. “End-users are intelligent. They know what they want and they know what it's worth,” was a point he made several times during the interview.

“We sell products to individuals—personal computers,” said Tramiel. “Our customers are from six to 26 years old. They know about computers and they don't need to be educated by the advertising, the way IBM users do.”

In mid-November Tramiel and his top management team held their first press conference, at Atari headquarters in Sunnyvale, California—to announce the 800XL's new low \$119.95 suggested list price.

Immediately following the feisty, free-swinging press conference, Tramiel went into private interviews with a few selected publications, including **Antic**.

This event ended four months of virtual silence since Tramiel took over Atari in July, 1984. With a dramatically lowered price and 150,000 800XL's being produced each month, Tramiel and his associates seemed almost fanatically

determined to show that the pressing problems of the ownership change had been solved, and Atari was now reopening a flow of information.

During an informal lunch following the press conference, Atari Division Presidents and Vice Presidents (including two of Tramiel's three Atari-employed sons) circulated freely and answered just about any questions except the specific hardware details of the coming '85 Atari computers.

## ATARI GETS GEM

For example, Atari Corp. President Sam Tramiel confirmed that their new 16-bit and 32-bit computers will use the Macintosh-like icons of the GEM operating environment from Digital Research, developers of CP/M. The younger Tramiel said that GEM would be the user-friendly “front end” to a new Atari proprietary operating system for the advanced machines.

At one point during lunch, Sam Tramiel reached over and borrowed the napkin being used by Greg Pratt, president of Atari (U.S.) Corp. “We're all family here,” said Sam, echoing his father's earlier press conference comment that the new Atari management was “like part of my family.”

Pratt, a young CPA who was recently Director of Operations at Commodore, had a direct answer to our inquiry about why so many of Commodore's key managers had quit to resume working for their former boss. “Jack Tramiel is a benevolent dictator,” he laughed. “But he's the brightest man I ever met.”

Another young marketing manager who had stayed over from the previous Atari ownership said, “Jack is always helping you, teaching you. If you're on the wrong track, he'll ask you questions so you realize your mistake.”

## TRAMIEL EXCLUSIVES

Upon meeting Jack Tramiel, it's hard to avoid thinking of “Little

Caesar” and the other classic Edward G. Robinson movies. Tramiel—born in Poland in 1928 and a survivor of the Auschwitz concentration camp—is short, heavy, fast-moving, smokes big cigars, talks rapidly in a loud, booming voice, laughs heartily and often.


Some of the significant points he made during the **Antic** interview were:

- Atari is examining a cohesive new plan for national support of user groups.
- Advanced new modems are among the products being developed by Atari's Tokyo-based engineering group.
- Educational discount prices will be offered to schools from Atari by direct mail in 1985.
- Look for a full size color printer from Atari this year.
- New Atari software for the 800XL line won't cost more than \$49.95.

We ended the **Antic** interview by asking Tramiel what's the biggest surprise we should expect from Atari before the end of the decade.

“Our expertise over the years is in converting the best proven technology to the lowest price,” he said. “In the next three years we will again take a very sophisticated product like the DEC (Digital Equipment Corp.) VAX superminicomputer and use state-of-the-art semiconductor technology to bring it down to a few chips for the personal computer customer.”

The phenomenal new 32-bit NS32032 microchip from National Semiconductor would in fact make this possible. But there was silence around the interview table for a moment before we asked, “Did we hear you right? Are you actually saying that within three years Atari is going to market a small, user-friendly computer with the power of a VAX?”

“Yes!” said Jack Tramiel very firmly. 

# product reviews

## ARCHON II: ADEPT

Electronic Arts  
2755 Campus Drive  
San Mateo, CA 94403  
(415) 571-7171  
\$40—48K disk

*Reviewed by Steve Panak*

It's dangerous to release a sequel to a legendary strategy game like **Archon**, but Electronic Arts made no mistake with **Archon II: Adept**.

The format of **Archon II** is similar to the original game. A rectangular playfield is surrounded by bands of air, water, earth and fire. Characters can be moved throughout one element, or may jump to adjacent bands.

You're limited only by your energy force, which is shown at the side of the screen. Using a spell consumes some of this energy, depending on the spell's strength. Conserving your energy is a major part of strategy, because most actions consume energy. You obtain more energy by occupying power points on the field.

Play starts with four Adepts on each side. Your Summon Spell populates the playfield with an army of creatures, each with different attributes.

When two opposing creatures attempt to occupy the same board position, only one may remain alive. The board is replaced by a full screen arena where an arcade-like battle is fought.

Victory is yours if you occupy all the power points, succeed with the winner-take-all Battle of the Apocalypse Spell, or use up all your opponent's icons or energy.

Electronic Arts has included a humorous, intelligently written manual to help you learn the game.

Sounds fairly simple, right? **Archon II** is simple in the same way chess is simple. The basics are easy to absorb, but the intricacies of strategy make

this one of the potentially timeless computer games.

## BRIDGEPRO

Computer Management Corp.  
2424 Exbourne Court  
Walnut Creek, CA 94596  
(415) 945-0321  
\$35, 32K—disk

*Reviewed by Harvey Bernstein*

**Bridgepro** is the first Atari program I've seen that provides a challenge for the average-to-excellent bridge player. You bid and play the South hand, while the computer becomes your North partner as well as the two opponents.

Help is offered to the novice during bidding. The program will provide a total point count if requested and can even suggest bids. You may not always agree with the suggestions, but for the most part they are within the standard bridge protocol.

During play, a Graphics 0 display lays out your hand, as well as the cards that have been played. One of the game's best features is Auto-Finish,

Documentation  
is excellent  
and allows a  
new bridge player  
to learn the basics.

which allows the computer to play out all four hands. The program plays a good, workman-like game, although it doesn't seem to have been programmed to finesse, and some of the leads are questionable at best.

Documentation is excellent and provides enough information to allow a new bridge player to learn the game's basics. All bids and cards

played are entered via one or two key input and the speed is variable.

The only real shortcoming is the program's excessive use of the speaker, and it's balanced by other nice features such as the two-player mode. This allows two people to compete on separate rubbers, either with different deals or in a duplicate tournament. If you feel you blew a finesse or a bid, you can replay a hand.

## TINK'S ADVENTURE TUK GOES TO TOWN

Mindscape, Inc.  
3444 Dundee Road  
Northbrook, IL 60062  
(312) 480-7667  
\$34.95 each, 48K-disk

*Reviewed by Anita Malnig*


Children's book author/illustrator Mercer Mayer has created learning games for children aged 4-8 that are some of the most enjoyable and graphically inventive software around.

Especially delightful about **Tink's Adventure** and **Tuk Goes To Town** are the bright graphics in greens, oranges, blues and yellows; the finger-snapping music; the silly shapes of the robots and the cartoon-like way they scuttle around. Mayer knows how to create and develop characters, tell a story and draw funny pictures.

Tink, a brightly-colored robot, lives in TinkTonk Land with other robots named Tuk, Tonk and Tinka. (An accompanying book explains all this in grand style). Young players decide whether to play a game or go along on Tink's Adventure. If an adventure is chosen, lots more choices come up.

Tink can go by boat or helicopter. If helicopter is picked, players can 1. Fly Away, or 2. Play "Get Gas." In "Get

# product reviews



TUK GOES TO TOWN

Gas" the player must fill the tank by inserting the correct letter in a sequence, such as GHJ\_\_.

All the games in Tink's Adventure teach the alphabet and the computer keyboard. It will be important for the adult to explain the Atari keyboard since the program does not.

By the end of the adventure, Tink travels by land and sea, explores an island and meets a giant. Children must hit the right letter keys so apes won't drop coconuts on Tink's head, and steer Tink's helicopter through the clouds.

When Tuk Goes To Town, he can travel by eight different modes of transportation including car, bus, motorcycle, raft, etc. The format is the same as Tink's Adventure—play the game of your choice, or follow the story and play games in context.

"Farm Game" offers spelling practice and vocabulary building by first showing animals and their scrambled names, then scrambled farm words with no accompanying pictures. "Forest Game" tests memory by asking the player to remember where letters are hidden in order to make a word.

Other games call for unscrambling words, while in some you must identify shapes. Two games are just for fun. Choosing new suits for Tuk was the most entertaining for me—I got to give him round or square hats, polka-dot shirts and weird-shaped shoes. However, the target range,

where players must match a shape to knock down a duck, will certainly appeal to many.

Tink and Tuk face adventure head on, scamper about the screen to some of the best computer music going, and offer younger children hours of fun—with some learning thrown in.

**Tonk in the Land of BuddyBots** was Mercer Meyer's first charmer in this Mindscape "Sprout" series. Let's see more soon!

## STEALTH

Broderbund  
17 Paul Drive  
San Rafael, CA 94903  
(415) 479-1170  
\$29.95—48K disk

*Reviewed by Jack Powell*

Skimming low over the ground. Avoiding the radar and coming upon the white bunkers unawares. Blast them! Destroy them before they destroy you. Then head on, low, kissing the ground, onward to destroy the dark tower looming on the horizon, thousands of meters high.

Hot news, gang! Broderbund has a new arcade game out. It's called **Stealth** and it looks like something plucked right out of the arcade palaces. Excellent graphics and the sound is better than usual for a Broderbund game. (Could it be this game was not originally designed for the squeaking Apple?)

Skimming over an alien landscape, your goal is to steer your fighter plane past various hostile obstacles and destroy the dark tower that grows on the horizon. This may seem like a pretty single-minded goal to base a modern arcade game on, but the graphics in this program create an excellent sense of place and dimension. The tower does seem miles off and, as it grows, you find yourself hypnotically involved in the effort to avoid the enemy and blow up the tower.

There are five levels to the game. Each is similar in appearance, but the color of the world changes and the number of enemies increases. Upon booting, you can go to any of the first three levels, but you must fight your way to the fourth and fifth. On the highest levels, volcanos appear and death is imminent.

Stealth is a welcome fix for the shoot'em-down-in-flames arcade freaks who have been wondering where the next serious laser-zap would come from. Don't worry too much about strategy, just react and blast. There are, according to Broderbund, a variety of endings which load in randomly. I've seen just one and it was worth waiting for.

## CHANCELLOR OF THE EXCHEQUER

Mach-ina  
161 Aragon Avenue, Suite 202  
Coral Gables, FL 33134  
(305) 445-0027  
\$29.95, 48K-disk

*Reviewed by Edward Bever*

While the railroads were fulfilling America's manifest destiny, Adam Smith's "invisible hand" was busy guiding the flow of resources and investments in Britain's Industrial Revolution.

Smith's role is yours as you play **Chancellor of the Exchequer**, an economic simulation concerned with raw material production, manufacturing, consumption, allocating resources, and transportation. Your goal is to draw together eight regions between the game's start in 1805 and its end in 1915.

Bold in concept and design, this game includes an extensive help program, an analysis program to provide feedback on your progress, and instructions written in a chatty English style that puts the computer in the

continued on next page

# product reviews

role of an indulgent underling.

Chancellor deals primarily with numbers, and is best used in lieu of drier textbooks or lectures. It works better as a learning tool than as a purely recreational game.

## SAMS ATARI PHOTOFACTS

Howard W. Sams, Inc.  
4300 West 62nd Street  
Indianapolis, IN 46268  
(317) 298-5400  
\$17.50

*Reviewed by Scott Schrader*

Matching the pen scratches of schematic diagrams to actual circuit boards has always been a tricky business. A significant improvement in the way this information is presented is the **Computerfact** service manual series published by Howard Sams, which currently includes separate books covering the 400 and 800 computers, the 410 cassette recorder and the 850 interface.

A long-standing tradition in the repair industry, Sams Photofacts manuals feature labelled photographs showing the location of test points, complete parts listings, and plenty of test and service tips.

These Atari manuals offer almost as much to the home user as they do to the professional serviceman for whom they were designed. For example, the section on preliminary service checks gives a number of steps anybody can perform to catch minor problems without opening up the computer case.

Pin assignments for all connectors on the mother board and information on which solder point holds what signals are among the functions clearly labelled on the "CircuiTrace" photographs.

Unlike Atari's own hardware manual, Sams' photo schematics show the coils and capacitors used on

the serial bus to prevent CB radio signals from being mistaken for disk drive input. Where possible, part numbers like Q101 are translated into standard replacement numbers which can be obtained anywhere.

Sams also gives logic probe readings and oscilloscope signals, which narrow down a malfunction to a specific bad transistor or chip.

Atari owners who do not have solid technical electronics skills should not consider taking tools to the inside of their computers. But still, the \$17.50 for my Sams manual is insurance money well-spent. It might well enable me to provide the information that gets my modified machine repaired at a professional shop. And if you're somewhat hardware oriented, it can be interesting reading.

## XL BOSS

Allen Macroware  
P.O. Box 2205  
Redondo Beach, CA 90278  
(213) 376-4105  
\$79.95, 600/800XL version  
\$89.95, 1200XL version

*Reviewed by Thomas Rainbow*

Ever wanted to replace the goofy Atari XL-model operating system that's incompatible with so much classic software? The **XL Boss** is a ROM chip that not only eliminates the need for a translator disk—it also gives you access to 4K RAM at location \$C000 (49152) which Atari tucked away for future applications.

Installing the XL Boss chip requires opening up your Atari and replacing the El Stupido OS chip with this nice new one. The directions are quite explicit. My gifts do not include mechanical aptitude, yet I managed to complete the surgery in about a half hour.

The XL Boss made me feel like Superman suddenly regaining his stolen powers! Great Krypton, I have

32K of RAM instead of 28K by holding down the [SELECT] key while I boot Letter Perfect. That's enough for 700 extra words.

The XL Boss comes with a nifty monitor program called XLMON. With it, you can manipulate any byte in the Atari's memory map. For example, location FEC3 (65219) in the XL Boss OS controls the background color of the screen. From Letter Perfect, I hold down the [OPTION] and [SELECT] keys, then push [RESET] and whammo, I'm in XLMON. I display the contents of FEC3, replace it with a 0 to generate a black background, press [SELECT] [RESET] and there's black.

The XL Boss  
is a ROM chip  
that eliminates  
the need for a  
translator disk.

XLMON even has a feature to convert back and forth between decimal numbers and hexadecimal numbers. So when you're snooping in a program's innards, you have a built-in English-Babylonian dictionary.

A disadvantage of the Boss is that unlike the original XL OS, it doesn't support hardware applications via the parallel bus. This means if someone comes out with a memory extender similar to the ill-fated Atari expansion box, the Boss won't work. However, Allen Macroware claims they will soon offer a modified XL Boss that allows switching back and forth between operating systems. When this becomes available, I will again make the Fantastic Voyage into the innards of my Atari, performing a second brain transplant.

**NEW!**

PRINTER ACCESSORIES FROM

**DIGITAL DEVICES** 

**U•PRINT** 

PARALLEL PRINTER INTERFACE

Expand your Atari® or Commodore® computer with Digital Devices **U•PRINT**. We make it simple to add any printer you choose. **U•PRINT** interfaces feature industry standard Centronics parallel connectors to hook up an Epson, Star, NEC, C.Itoh, Okidata, or any other printer.

**U•PRINT MODEL A**

- EXTRA SERIAL PORT FOR DAISY CHAINING OTHER PERIPHERALS.



- COMPATIBLE WITH ALL ATARI HARDWARE AND SOFTWARE.

**U•PRINT MODEL C**

- EMULATION OF COMMODORE PRINTERS, INCLUDING GRAPHICS.



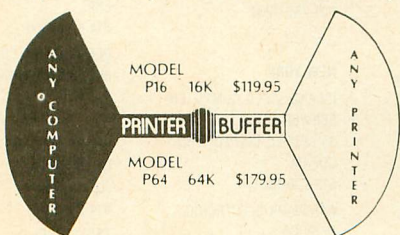
- COMPATIBLE WITH ALL COMMODORE HARDWARE AND SOFTWARE.

Compact, easy to install, and costing only \$89.95, **U•PRINT** gives you a choice!

**PRINTER BUFFER** 

CENTRONICS PARALLEL INTERFACE

The **PRINTER BUFFER** is the low-cost way to make your computer even faster! The **PRINTER BUFFER** takes information from your computer at high speed, stores it in memory and then retransmits it at the slower speeds a printer requires. Your computer is quickly free from the task of printing so you can do other things without waiting. With **PRINTER BUFFER** you can print and process *simultaneously*.



call TOLL FREE (800) 554-4898 for more information on these peripherals from

**DIGITAL DEVICES** 

430 Tenth Street, Suite N205 Atlanta, Georgia 30318  
In Georgia (404) 872-4430;

\* ATARI AND COMMODORE ARE REGISTERED TRADEMARKS OF ATARI, INC. AND COMMODORE ELECTRONICS LTD. RESPECTIVELY.

**PARTS/SERVICE FOR ATARI COMPUTERS**

ORIGINAL FACTORY PARTS FOR 800/400, 810, 820, 850,  
UPGRADE TO GTIA. 48K AND  
REV. "B" OPERATING SYSTEM  
CUSTOM 810 DISK DRIVES ... \$245.00

**INTEGRATED CIRCUITS FOR 800/400**

- GTIA Chip ...
- upgrade with instructions ... \$11.50
- 10K rev. "B" O.S. Upgrade ...
- 3 chip rom set with instructions ... \$12.50
- Pokey Chip ... C012294 ... \$8.50
- Antic Chip ... C012296 ... \$10.00
- PIA Chip ... C014795 ... \$11.00

**BOARD SETS. BUILD YOUR OWN COMPUTER, DISK DRIVE**

- 800 ... 0K ... \$72.50
- 800 ... 48K ... \$135.00
- 400 ... 0K ... \$52.50
- 810 Board Set ... \$110.00
- All Boards Complete With IC's Etc.
- Keyboards not included.

Overseas customers ... ask for PAL price list.

**MODULES/CIRCUIT**

**BOARDS...complete with IC's**

- 16K Ram Memory Module ...
- CX853 ... \$24.50
- 800 10K Rev. "B" O.S. Module ... \$18.50
- 800/400 CPU Board with GTIA ... \$24.50
- 800 Main Board ... \$28.50
- 400 Main Board ... \$26.50
- 400 Main Board W/O IC'S ... \$8.50
- 800 Power Supply Board ... \$10.50
- 810 Data Separator Board ...
- upgrade with instructions ... \$25.00
- 810 Side Board W/O Sep. & 1771 ... \$43.50
- 810 Rear Power Board ... \$25.00
- 810 Analog Board ... \$16.00

**MISC.**

- 810 Rear Board/Analog Board Upgrade ... with 10 pin jumper and instructions ... \$39.50
- Editor Assembler ... \$29.95
- Basic Cartridge W/O Case, Manual ... \$23.50
- Cartridge Circuit Boards ... \$4.00
- Non-Atari Cartridge Boards ... \$2.00
- 800/400 Repair Manual ... \$39.95
- Non-Atari power transformer ... \$16.50

**AMERICAN TV**

Mail Order Address ... 15338 Inverness St., San Leandro, CA 94579.  
Retail Store ... 1988 Washington Ave., San Leandro, CA 94577.

Terms: We accept money orders, personal checks or COD. VISA/Mastercard OK on orders over \$25.00. No personal checks on COD.

Shipping: \$4.00 Shipping and handling on orders under \$150.00. Add \$2.00 for COD orders. CA res. include 6-1/2% sales tax. Overseas shipping extra.

Prices subject to change without notice. We reserve the right to limit quantities. Sales limited to stock on hand. AK, HI, FPO-APO, add \$5.00 on all orders.

Much More! Send SASE for free price list.

Repair and upgrade services available ... Call. \*Atari is a registered trademark of Atari, Inc.

**EXPAND YOUR UNIVERSE**

**the IMPERSONATOR**

Create normally running back-up copies of your cartridges. Yes, for only \$29.95 you can have working copies of all your 4K, 8K, or 16K game cartridges for Atari® computers. Special software you receive will allow you to save the data from a cartridge to an ordinary disk file. This disk file will run just like the original cartridge when used with The Impersonator. Now you can put all your real cartridges away for safe keeping and use The Impersonator for everything. Each disk can hold 5 or more cartridges. NOTE: This product is intended for use as a back-up tool for your own cartridges. Alpha Systems does not condone copying borrowed or rented cartridges.

**ONLY \$29.95**

**MAGNIPRINT**

Prints your Atari® Graphics Screens like you've never seen before! Even prints GTIA modes with 16 shades. Prints various sizes from 1/8th page to GIANT Wall Size Posters. Allows you to enlarge and print any portion of the screen. Works with standard paper and Epson, NEC, C. Itoh or Gemini printers. Prints vertically or horizontally. Special feature lets you modify pictures on the screen. Prints your own screens or those from Graphics Master, Micropainter, Koala Pad, Atari® Touch Tablet and others.

**Only \$20.95**

**MAGNIPRINT**

Top Selling Book (over 100 pages) **"ATARI SOFTWARE PROTECTION TECHNIQUES"** thoroughly explains how advanced software pirates copy programs, and how you can protect your programs. Complete with disk of protection programs. **\$24.95**

**THE ScAnalyzeR**

AT LAST A UTILITY THAT DOES IT ALL! Scans & Analyzes Atari programs. Converts memory assembler to readable. Works on Disk Cartridge or Atari BASIC program into complex machine code. Transforms ANY Atari BASIC program into ALL programs. Changes a 4, 8 or 16K cartridge into a binary file and source file that you can view & change using regular Atari load and save. Shows protection techniques such as BAD SECTORS, BAD DATA MARKS, DUPLICATE SECTORS and FORCED CRC ERRORS. Even finds and No other program can do that! Complete with instructions in theory and use. **ONLY \$29.95**

MAIL TO: Alpha Systems/4435 Maplepark Rd./Stow, OH 44224  
Send check or money order. Include \$2.00 shp. & hdlg. Ohio residents add 5 1/2% sales tax.  
CALL: 216-374-7469 to charge to MasterCard or VISA  
All for your Atari Computers. Disk drive and 48K required.

BONUS: Order any 3 programs & get FREE, Deluxe Space Games (3 games on a disc)

# service center

## ALABAMA

VIDEO REPAIR CO.  
2009 CENTERPOINT RD.  
BIRMINGHAM  
205-854-5212

RAINBOW CITY SERVICE  
CENTER  
244 RAINBOW PLAZA  
GADSDEN  
205-442-6810

C & R ELECTRONICS  
704 HOLCOMBE AVE.  
MOBILE  
205-473-3030

BUSINESS SERVICES  
2828 CHESTNUT ST.  
MONTGOMERY  
205-834-2290

## ARIZONA

RICK'S TV & APPLIANCE  
1104 E. DEUCE OF CLUBS  
SHOW LOW  
602-537-7625

## CALIFORNIA

D & G COMPUTERS  
4156 MANZANITA AVE. #200  
CARMICHAEL  
916-485-7779

SAN JOSE COMPUTER  
1844-E ALMADEN RD.  
SAN JOSE  
408-723-2025

B & C COMPUTERVISION  
3400 EL CAMINO REAL  
SANTA CLARA  
408-554-0666

ATCOM COMPUTERS  
1421 THOUSAND OAKS BLVD.  
THOUSAND OAKS  
805-497-1220

AUTHORIZED COMPUTER  
SERVICE  
951 W. FOOTHILL BLVD.  
UPLAND  
714-985-2101

TESTEK  
7224 VALJEAN AVE.  
VAN NUYS  
818-786-6890

COMPUTER JUNCTION, INC.  
15000 7TH ST. SUITE 214  
VICTORVILLE  
619-245-3622

## COLORADO

AMERICAN TELEVISION  
SERVICE CO  
1226 W. LITTLETON BLVD.  
LITTLETON  
303-795-2040

LOOKING GLASS  
MICROPRODUCTS  
4233 WEST EISENHOWER  
LOVELAND  
303-669-2681

## FLORIDA

R & S ELECTRONICS, INC.  
3245 W. MCNAB RD.  
FT. LAUDERDALE  
305-979-6763

BOURQUE'S ELECTRONIC  
SERVICE

180 RICHPIEN RD.  
FT. WALTON BEACH  
904-862-3346

MR. SOFTWARE  
101 HOLLYWOOD FASHION  
CENTER  
HOLLYWOOD  
305-981-9090

ENTERTAINMENT SERVICES  
ELECT.  
811 EDGEWOOD AVE. S.  
JACKSONVILLE  
904-786-1305

COMPUTER IMAGE  
10061 SUNSET DR.  
MIAMI  
305-271-1224

COMP-U-PHONE  
6160 EDGEWATER DR.  
SUITE E.  
ORLANDO  
305-291-1712

## GEORGIA

GOODWIN'S ELECTRONICS  
JUNCTION SHOPPING CENTER  
ALBANY  
912-435-9605

NORMAN'S ELECTRONICS,  
INC.  
4014 PEACHTREE RD. NE  
ATLANTA  
404-237-3349

ELECTRONIC SPECIALISTS  
1685 EDNA PLACE  
MACON  
912-742-5628

RADIOS AND  
MICROCOMPUTERS INC.  
3833A WASHINGTON RD  
MARTINEZ  
404-863-9071

HARRIS TV  
1 E. MONTGOMERY  
CROSSROAD  
SAVANNAH  
912-927-2084

## HAWAII

KONA COMPUTER  
75-5706 HANAMA PL. #107  
KAILUA-KONA  
808-329-8574

## ILLINOIS

DIGITAL WORLD, INC.  
711 ARMY TRAIL RD.  
ADDISON  
312-543-9000  
OMEGA ENTERPRISES  
7823 N. 2ND ST.  
ROCKFORD  
815-282-1477

## INDIANA

WRIGHT ELECTRONICS  
614 N. MAIN ST.  
EVANSVILLE  
812-423-2845

CITIZEN'S TV & VIDEO

827 W. GLENPARK AVE.  
GRIFFITH  
219-924-0047

THE COMPUTER CORNER  
7101 BROADWAY  
MERRILLVILLE  
219-738-3282

## KANSAS

MIDWEST APPLIANCE  
SERVICE  
METCALF SOUTH MALL  
OVERLAND PARK  
913-341-6688

## KENTUCKY

FACTORY ELECTRONICS  
2422 PALUMBO DR.  
LEXINGTON  
606-269-7341  
VANOVER TV HOSPITAL  
2027 CUMBERLAND AVE.  
MIDDLESBORO  
606-248-3827

## LOUISIANA

COMPUTER ELECTRONICS  
1955 DALLAS DR.  
BATON ROUGE  
504-924-8066

## MASSACHUSETTS

CUSTOM ELECTRONICS  
238 EXCHANGE ST.  
CHICOPEE  
413-592-4761  
BEACON TV-ELECTRONICS  
8 TILESTON ST.  
EVERETT  
617-389-8600

CONDOR SERVICE  
372 SOUTH MAIN ST.  
SHARON  
617-784-2382  
ROCOM, INC.  
184 MAIN ST.  
WAREHAM  
617-295-2542

## MARYLAND

NATIONAL BUSINESS &  
SECURITY  
8639 LOCH RAVEN BLVD.  
BALTIMORE  
301-665-8870

EDGEWOOD TV & AUDIO  
4932 EDGEWOOD RD.  
COLLEGE PARK  
301-441-9116

CROFTON TV & VIDEO  
SERVICE  
2217 DEFENSE HWY  
CROFTON  
301-721-1700

COMPUVISION COMPUTER  
CENTER  
6445 BURWOOD PL.  
GLEN BURNIE  
301-850-4055

ADVANCED COMPUTER

SERVICE CO.  
287 E. GREEN ST.  
WESTMINSTER  
301-876-8202

## MAINE

AUTOMATIC SERVICES  
22 TARGET INDUSTRIAL  
CIRCLE  
BANGOR  
207-942-6769

J.D. ELECTRONICS  
385 STEVENS AVE.  
PORTLAND  
207-775-1411

## MICHIGAN

FUTURE DIRECTIONS  
1520 N. VAN DYKE  
BAD AXE  
517-269-7211  
THE FAMILY COMPUTER  
CENTER  
3895 W. 12 MILE RD.  
BERKLEY  
313-543-0520

CHASE TRANSISTOR SERVICE  
521 LEONARD ST. NW  
GRAND RAPIDS  
616-454-9000

ABL ELECTRONIC SERVICE,  
INC.  
32 E. 14 MILE ROAD  
MADISON HEIGHTS  
313-588-6663  
SOLID STATE SERVICE  
548 SHATTUCK RD.  
SAGINAW  
517-752-0606

## MINNESOTA

PHILIPS COMMUNICATIONS  
& TV  
748 N.E. HARDING ST.  
MINNEAPOLIS  
612-378-7200

USER FRIENDLY COMPUTER  
8465 PLAZA BLVD.  
SPRING LAKE PARK  
612-786-8181

## MISSOURI

SOUTHLAND ELECTRONICS  
22 E. OLIVE DR.  
AURORA  
417-678-4623

MIDWEST APPLIANCE  
SERVICE  
METRO NORTH MALL  
KANSAS CITY  
816-436-7010

COMMUNITY SOUND & VIDEO  
1834 S. STEWART  
SPRINGFIELD  
417-887-3391

A & E ELECTRONICS CORP  
2001 BIG BEND BLVD.  
ST. LOUIS  
314-645-7733

J & S VIDEO VISIONS

1051 WASHINGTON SQUARE  
CENTER  
WASHINGTON  
314-239-2677

## MISSISSIPPI

ELECTRONIC SERVICES  
2315 25TH AVE  
GULFPORT  
601-863-3772

## NORTH CAROLINA

SOUTHERN PHOTO  
TECHNICAL SVCE  
2610 SOUTH BLVD.  
CHARLOTTE  
704-523-0012

## NEW JERSEY

DEPENDABLE PARTS, INC.  
168 MAIN ST.  
CHATHAM  
201-635-5888  
S R DATA  
2141 WOODBRIDGE AVE.  
EDISON  
201-985-5017

ADVANCED ELECTRONICS  
VILLAGE SHOPPING CENTER  
RT.206  
FLANDERS  
201-584-1252

TELSAR ELECTRONIC  
SERVICES, INC  
829 STONE RD.  
LAUREL SPRINGS  
609-783-8500

VIDEO ELECTRONICS  
COMPUTER SVC  
1418 ROSELLE ST.  
LINDEN  
201-925-1418

VIDEO CONNECTION OF  
SOMERSET  
900 EASTON AVE.  
SOMERSET  
201-545-8733

K & S ELECTRONICS  
119 HAMILTON BLVD.  
SOUTH PLAINFIELD  
201-755-4204

## NEW YORK

ISLAND VIDEO COMPUTER  
SERVICE  
35 MIDDLE COUNTRY RD.  
CORAM  
515-736-1001

AARDVARK ELECTRONIC  
SERVICE  
44 CASTLE ST.  
GENEVA  
315-789-5295

LONG ISLAND COMPUTER  
GENERAL  
103 ATLANTIC AVE.  
LYNBROOK  
516-887-1500

ABC ELECTRONICS SERVICE

CO.  
392 THURSTON RD.  
ROCHESTER  
716-328-1840

## OHIO

ARJAY MICRO  
1385 BETHEL RD.  
COLUMBUS  
614-459-4219

STATION FUN TV, INC.  
206 CLINTON ST.  
DEFIANCE  
419-782-8545

COMPUTER CREATIONS, INC.  
KETTERING  
B AND G ELECTRONICS, INC.  
15729 MADISON AVE.  
LAKEWOOD  
216-521-2855

ERIC MARTIN'S, INC.  
5485 WARRENSVILLE CENTER  
RD.  
MAPLE HGTS  
216-663-2032

VIDEO COMPUTER WORLD,  
INC.  
2223 WOODVILLE RD.  
OREGON  
419-691-7282

DODD CO.  
7795 W. RIDGEWOOD DR.  
PARMA  
216-886-2828

## OREGON

NORTHWEST COMPUTER  
SUPPORT, INC  
10200 S.W. NIMBUS G-1  
PORTLAND  
503-684-3280

## PENNSYLVANIA

KIBLER'S INDEPENDENT TV  
526 FALLOWFIELD AVE.  
CHARLEROI  
412-483-7484

PARK T. MORROW, INC.  
627 W. 26TH ST.  
ERIE  
814-455-7566

DEBUG BYTES COMPUTERS  
662 PHILADELPHIA ST.  
INDIANA  
412-349-7290

GRUSS ELECTRONIC REPAIR  
HILLS PLAZA  
JOHNSTOWN  
814-266-1395

TESCO, INC.  
9237 ROOSEVELT BLVD.  
PHILADELPHIA  
215-677-5000

NATIONAL TELEVISION  
SERVICE  
5461-63 PENN AVE  
PITTSBURGH  
412-361-5400

BOYD TV  
719 LANCASTER AVE  
WAYNE  
215-688-3727

# service center

## RHODE ISLAND

VIDEO ENCOUNTERS  
 MAINES SHOPPING CENTER  
 WAKEFIELD  
 401-783-3460

## SOUTH CAROLINA

ELECTRONIC SERVICE CO.  
 1736 DECKER BLVD  
 COLUMBIA  
 803-782-2705  
 COASTAL TV & APPLIANCE  
 CO.  
 603 HWY 501  
 CONWAY  
 803-248-2686

## SOUTH DAKOTA

TAYLOR AUDIO-VISUAL, INC.  
 1009 DAKOTA S.  
 HURON  
 605-352-3205  
 HOUSE OF TELEVISION  
 601 SOUTH DULUTH AVE.  
 SIOUX FALLS  
 605-338-9051

## TENNESSEE

HI-FI SERVICE CENTER  
 4608 HIXSON PIKE  
 CHATTANOOGA  
 615-877-6781

## BILL'S TV, SALES & SERVICE

3843-C DICKERSON RD.  
 NASHVILLE  
 615-865-5000

## TEXAS

TV CENTER  
 202 S. WILLIS  
 ABILENE  
 915-677-1171  
 PACIFIC STEREO  
 525 113TH ST.  
 ARLINGTON  
 817-640-3094  
 LONGS/ENTRONIX  
 5800 MAPLE AVE.  
 DALLAS  
 214-358-3222  
 COMPUTER HOME, INC.  
 3548 KNICKERBOCKER  
 SAN ANGELO  
 915-944-9795

## UTAH

INTERWEST ELECTRONICS  
 CORP.  
 4091 SOUTH STATE ST.  
 SALT LAKE CITY  
 801-266-5301

## VIRGINIA

SALEM COMPUTER CENTER  
 4034 PLANK RD.  
 FREDERICK  
 703-786-8126

## VIDEO UNLIMITED SERVICE CENTER

1707 ROUTE 17  
 GRAFTON  
 804-898-5318  
 L & Y ELECTRONICS  
 13670 JEFFERSON DAVIS  
 HWY.  
 WOODBRIDGE  
 703-494-3444

## WASHINGTON

ON LINE COMPUTERS PLUS  
 13710 NE 20TH ST.  
 BELLEVUE  
 206-644-2080  
 BUTLER'S TV & COMPUTER  
 SERVICE  
 28717 PACIFIC HWY SOUTH  
 FEDERAL WAY  
 206-941-9096  
 ARTICULATE SYSTEMS  
 E 9405 SPRAGUE AVE.  
 SERVICE CTR  
 SPOKANE  
 509-922-0255

## JOHNSON'S TELEVISION SERVICE

810 NINTH ST.  
 GREEN BAY  
 414-499-4215

## WISCONSIN

AUTHORIZED TV  
 810 NINTH ST.  
 GREEN BAY  
 414-499-4215  
 DAN'S CITY WIDE TV.  
 1259 E. JOHNSON ST.  
 MADISON  
 608-255-4144  
 MISTER TV SERVICE  
 5455 W. BURLEIGH ST.  
 MILWAUKEE  
 414-873-2415

## WEST VIRGINIA

COMPUTERS PLUS, INC.  
 2077 CHARLESTON TOWN  
 CENTER  
 CHARLESTON  
 304-342-4848

Service Centers, Retailers, to  
 get your listing in Antic call  
 (415)661-3400

## DISK BREAKS?

Fast, Reliable Repair  
 for Atari 810 & 1050 Disk Drives

- 3 Day Turnaround
- 90 Day Warranty
- \$85 Flat Rate with Repairable Exchange
- Spare Parts Available

Dealers—Special Rates Available  
 Ask about Express Expedite

# MPS

The Disk Drive Specialists  
**(916) 786-6550**

Add \$10 shipping & handling.  
 Check, MO, Visa, MC

## SOUTHERN SOFTWARE

DIVISION OF SOUTHERN SUPPLY CO.

1979 Ruffner Rd. Birmingham, AL 35210  
 PHONE 205-956-0986

SEND SELF ADDRESSED STAMPED ENVELOPE FOR  
 OUR TOP 50 SPECIAL SHEET UPDATED EVERY WEEK

ALL THIRD PARTY SOFTWARE 30% OFF

### HAPPY ENHANCEMENT

810 ENHANCEMENT.....\$179.95  
 1050 ENHANCEMENT.....179.95  
 1050 MAXIMIZER.....104.95  
 1050 CONTROLLER.....39.95

### AXLON RAMPOWER

128K RAM DISK.....259.95  
 48K RAMPOWER.....64.95  
 32K RAMPOWER.....39.95

### ICD INC.

SPARTA DOS.....34.95  
 US DOUBLER.....59.95  
 CHIP FOR 810.....89.95  
 HAPPY ARCHIVER.....37.00  
 R-TIME CARTRIDGE.....69.95  
 ARCHIVER II.....119.95

### ATARI

800 XL.....139.95  
 1050 DISK DRIVE.....179.95  
 1010 RECORDER.....59.95  
 1020 PRINTER.....79.95  
 1027 PRINTER.....259.95  
 1025 PRINTER.....199.95  
 LIGHT PEN.....39.95  
 TOUCH TABLET.....49.95  
 850 INTERFACE.....149.95  
 NUMERIC KEY PAD.....29.95  
 TRAK BALL.....29.95  
 ATARI WRITER.....39.95  
 VISICALC.....49.95  
 SYNCALC.....49.95  
 SYNFILE.....49.95  
 SYNTREND.....49.95  
 ANYTHING NOT LISTED.....CALL

ALL PRICES LISTED ARE FOR PREPAID MAIL ORDERS. CREDIT CARD AND C.O.D.  
 APPROXIMATELY 10% HIGHER. FOREIGN ORDERS WELCOME. USER'S GROUP AND  
 DEALER INQUIRIES WELCOME. SEND FOR OUR FREE BROCHURE AND PRICE LIST.

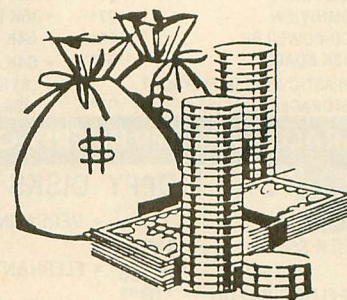
**WINNER**  
 1984 Verbatim Computer  
 EdGame Challenge!

"Even Mom's Having Fun!"

A Family Game for ages 8 and up which  
 STIMULATES Conversation!

## AUNT PRUNELDA'S INHERITANCE

- \*1 to 4 players
- \*Any Atari Computer with min. 48K
- \*BASIC language
- \*Printer optional
- \*Disk based
- \*Accidentally Educational
- \*Accumulate cash to win
- \*Trade stocks
- \*Play craps in the Casino
- \*Sabotage your Opponents
- \*Save or invest your funds
- \*News stories and player decisions make every game different.



Extensive Documentation includes forms for enhanced  
 play and backgrounds on 25 stocks plus the "CowBones  
 Average."

"What am I going to do with a  
 professional table tennis team?"  
 "Sorry guys. The Bank of the World just went  
 down the tubes."  
 "What kind of stock is Tex's  
 Chainsaw Smorgasbords?"

**\$27.95**

plus \$2.00 shipping

Send check or money order to:

**MARKET DIRECTIONS**

P.O. Box 702

Janesville, WI 53547

Wisconsin residents add 5% sales tax.

ATARI is a registered trademark of the Atari Corporation.

VERBATIM is a registered trademark of the Verbatim Corporation.

# Put a Monkey Wrench into your ATARI 800 or XL


Cut your programming time from hours to seconds, and have 33 direct mode commands and functions. All at your finger tips and all made easy by the MONKEY WRENCH II.

The MONKEY WRENCH II plugs easily into the cartridge slot of your ATARI and works with the ATARI BASIC.

Order your MONKEY WRENCH II today and enjoy the conveniences of these 33 features:

- Line numbering
- Renumbering basic line numbers
- Deletion of line numbers
- Variable and current value display
- Location of every string occurrence
- String exchange
- Move lines
- Copy lines
- Up and down scrolling of basic programs
- Special line formats and page numbering
- Disk directory display
- Margins change
- Home key functions
- Cursor exchange
- Upper case lock
- Hex conversion
- Decimal conversion
- Machine language monitor
- DOS functions
- Function keys

\$49.95



The MONKEY WRENCH II also contains a machine language monitor with 16 commands that can be used to interact with the powerful features of the 6502 microprocessor.

## MAE

An easy to use but powerful Macro Assembler/Editor. Includes M.L. Monitor, Word Processor and more. **The Best for Less!**  
**Now Only \$59.95.**  
 (For use with ATARI 800 or XL and Disk Drive.)

# Eastern House

3239 Linda Dr.  
 Winston-Salem, N.C. 27106  
 (919) 748-8446

## ATARI ENHANCEMENTS

• RAMROD	\$127 <sup>95</sup>	• RAMROD XL	\$97 <sup>95</sup>
• ATR 8000	\$ CALL \$	• THE IMPOSSIBLE	\$129 <sup>95</sup>
• R-VERTER INTERFACE	\$39 <sup>95</sup>	• XL FIX	\$42 <sup>95</sup>
• BIT 3 BOARD	\$229 <sup>95</sup>	• COMPUSERVE STARTER	\$29 <sup>95</sup>
• HAPPY ENHANCEMENT	\$189 <sup>95</sup>	• THE PILL	\$59 <sup>95</sup>
• PLASTIC LIBRARY DISK CASE	\$179 <sup>95</sup>	• HAPPY 1050 MAXIMIZER	\$97 <sup>95</sup>
• 128K RAMDISK	\$259 <sup>95</sup>	• HAPPY 1050 CONTROLLER	\$39 <sup>95</sup>
• GOLD MONITOR CABLE	\$8 <sup>95</sup>	• OMNIMON	\$79 <sup>95</sup>
• FAST CHIP	\$24 <sup>95</sup>	• MPP 1000C MODEM	\$127 <sup>95</sup>
• OMNIVIEW	\$27 <sup>95</sup>	• 16K PRINTER BUFFER	\$89 <sup>95</sup>
• CO-POWER 88	\$449 <sup>95</sup>	• 64K PRINTER BUFFER	\$139 <sup>95</sup>
• 52K BOARD	\$97 <sup>95</sup>	• 64K for 600 XL	\$109 <sup>95</sup>
• PLASTIC 75 DISK FLIP SORT STORAGE CASE	\$17 <sup>95</sup>	• (5) SS/DD DISKS IN PLASTIC LIBRARY CASE	\$9 <sup>95</sup>

**PARALLEL PRINTER INTERFACE** WITH PRINTER **\$49.95**

## 5 1/4" FLOPPY DISKS

• BULK SS/DD	\$119 <sup>ea</sup>	• VERBATIM DATALIFE SS/DD	\$179 <sup>95</sup>
• DS/DD	\$169 <sup>ea</sup>	• DS/DD	\$239 <sup>95</sup>
• LIFELONG SS/DD	\$169 <sup>95</sup>	• ELEPHANT SS/SD	\$169 <sup>95</sup>
• DS/DD	\$219 <sup>95</sup>	• SS/DD	\$179 <sup>95</sup>
		• DS/DD	\$229 <sup>95</sup>

### PRINTERS

- ATARI 1020
- ATARI 1025
- ATARI 1027
- C. ITOH
- PANASONIC 1091
- PANASONIC 1090
- OKIDATA-ML80

**CALL FOR PRICING**

### DISK DRIVES

- HAPPY ENHANCED 1050
- ASTRA 2000
- TRAK ATD2
- INDUS GT
- PERCOM AT88
- ATARI 1050
- RANA 1000

**CALL FOR PRICING**

**CALL FOR FREE ATARI SOFTWARE CATALOG**

**BITS & BYTES OF ELECTRONICS**  
 TO ORDER CALL **1-800-241-5119**  
 In Georgia Call (404) 442-1516  
Atari is a registered trademark of Atari Inc.

## ADVERTISERS


ADD-ON	3
ABBY'S HOUSE OF DISCOUNT SOFTWARE	20
ABP	81
ALLEN MACROWARE	67
ALPHA SYSTEMS	77
AMERICAN TV	77
ANTIC, INC.	INSERT
ASTRA SYSTEMS	64,65
AXLON	17
BATTERIES INCLUDED	13
BITS & BYTES	80
B.L. ENTERPRISES	81
COLUMBIA HOUSE	21
COMPUCLUB	9
COMPUTER CREATIONS	62
COMPUTER PALACE	82
COMPUTER SOFTWARE SERVICE	58
DBM ENTERPRISES	81
DESIGNWARE	2
DIGITAL DEVICES	77
EASTERN HOUSE	80
HAPPY COMPUTING	61
INDUS	24
LOTSA BYTES	11
M.A.R.K. ENTERPRISES	81
MARKET DIRECTIONS	79
MICROBITS	7, 84
MIDWEST COMPUTING	81
MINDSCAPE	16, 32
MPS	79
OKIDATA	29
ORIGIN SYSTEMS	8
PCA	81
PROGRAMMERS'S WORKSHOP	71
SENECOM	60
SOFTWARE DISCOUNTERS OF AMERICA	9
SOUTHERN SOFTWARE	79
STICK AROUND	81
SUBLOGIC, INC.	83
SWP	4
SYNAPSE	34
VIDEO GAMES EXPRESS	60
ZOOMSOFT	81

This is provided as a convenience and as a courtesy to advertisers. **ANTIC** does not guarantee accuracy or comprehensiveness.



## MAXIMIZE STORAGE CAPACITY ON YOUR ATARI 1050\* DISK DRIVE WITH THE HAPPY 1050 MAXIMIZER™

Now you can store **twice** as much data on your ATARI 1050 disk drive with this easy to install high quality plug in adapter. Requires no soldering and no permanent modifications. Runs all popular true double density programs, utilities, and operating systems.



You can upgrade your HAPPY 1050 MAXIMIZER to a **WARP SPEED HAPPY 1050 ENHANCEMENT™**. Improves reading and writing speed 500% and comes with the **HAPPY COMPUTERS WARP SPEED SOFTWARE™** package. Makes your ATARI 1050 the most powerful disk drive available. Easy plug in installation lets you upgrade your HAPPY 1050 MAXIMIZER to **WARP SPEED** at any time.

### Take **COMMAND** with the **HAPPY 1050 CONTROLLER™**

When used with the **ENHANCEMENT** or **MAXIMIZER** allows writing on the flip side of disks without punching holes. Selects protection from writing on valuable disks. Selection can be made both from software commands and a three position switch. When used with the **ENHANCEMENT** allows both switch and software control of reading and writing speeds. Plug in installation requires no soldering. May be used without **ENHANCEMENT** or **MAXIMIZER** with manual control of write protection.

Discount prices through Dec. 31, 1984:

<b>HAPPY 1050 MAXIMIZER</b> complete.....	\$124.95
<b>MAXIMIZER to ENHANCEMENT UPGRADE</b> .....	\$129.95
(You must already have a Happy 1050 Maximizer)	
<b>HAPPY 1050 MAXIMIZER</b> with factory installed <b>MAXIMIZER to ENHANCEMENT</b> upgrade, same as	
<b>WARP SPEED HAPPY 1050 ENHANCEMENT</b> .....	\$249.95
<b>HAPPY 1050 CONTROLLER</b> .....	\$49.95
<b>WARP SPEED HAPPY 810 ENHANCEMENT™</b> for 810 disk drive (supports high speed single density).....	\$249.95

Price above include free delivery in the USA.  
California residents add 6.5% sales tax.


\*Note: ATARI 1050 is a trademark of Atari, Inc.

**HAPPY COMPUTERS, INC.**  
P.O. Box 1268, Morgan Hill, CA 95037  
(408) 779-3830

## SPECIAL EDITION DISK DRIVES

MADE FROM  
ATARI® 810 BOARDS AND TANDON® MECHANISMS

- HAPPY® COMPATIBLE
- 100% SOFTWARE COMPATIBLE
- 120 DAY WARRANTY
- MOST DURABLE & SERVICEABLE



**\$229** WITH 10 CABLE  
AND POWER SUPPLY

**\$369** WITH HAPPY  
INSTALLED

CALL TO LEARN THE HIDDEN POWERS  
OF THE HAPPY BOARD

Disks ..... from \$1 each  
Timewise® ..... \$ 5  
Game Grab Bag ..... 5 games \$12.95  
Cassette Software Grab Bag ..... 10 for \$5  
Complete Spanish Lesson..... \$10  
LJK® LETTER PERFECT or DATA PERFECT... \$49 each

### 800 COMPUTER BOARDS

Complete & Tested

ROM \$15 CPU \$15 800 MOTHER \$15  
PWR SUPPLY 5 — ALL 4 \$35

### DISK DRIVE PARTS

Complete & Tested

ANALOG BOARD \$10 REAR BOARD \$25  
SIDE BOARD \$65 MECHANISMS \$65

EVERYTHING FOR THE ATARI

DEALERS & SERVICE CENTERS WELCOME!

## SAN JOSE COMPUTER

1844 ALMADEN ROAD UNIT E  
SAN JOSE, CA 95125

**(408) 723-2025**



Make  
Computer Palace  
Your ATARI|Source!!!

# COMPUTER PALACE

## MONKEY WRENCH II



Now Available  
for the XL!

Open up a whole new world of Basic computing ease. 33 new direct mode Basic commands and functions. Also includes a machine language monitor with 16 commands to interact with the 6502.

Low Price!  
**\$44.90**

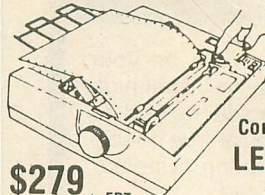
Cartridge  
Specify 800 or XL Series

**NEW!**

Now use both sides of your diskettes

Simply place the disk against the built in stops and squeeze.

The Quorum  
**DISK NOTCHER** ONLY  
**\$14.95**




EPSON  
Compatible  
**LEGEND**  
PRINTER

**\$279** + FRIT


Features unique "square dot" print head with the best print quality for the money. 80 CPS, bi-directional and Epson compatible. Plain or Pin-fed paper.

## OKIMATE 10 Color Printer



Only  
**\$219.00**  
+ FRIT

Our low price includes the Plug'n Print interface! Print quality reports, financial statements, dazzling charts or graphics in over 26 colors and 240 words per minute.



10-SSDD  
DISKETTES

Our high quality double density!

ONLY **\$15.95**

From Big Five

## MINER 2049<sup>er</sup>

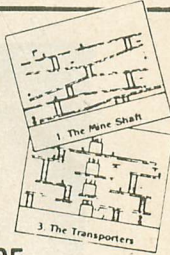
- 10 Different Screens
- 16K Cartridge
- Spectacular Sound & Graphics

Reg. \$49.95

OUR PRICE  
ONLY

**\$17.95**

\* Limited quantities.

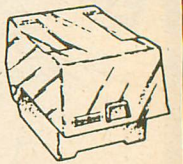


Another Winner from Micropose  
**48K Disk**  
**\$31.50**



Strap into your ejection seat and get ready for air combat in the electronic cockpit of the \$20,000,000 F-15 STRIKE EAGLE!! This one has it all: after burners, multiple radars, air to air missiles, cannon, 3-D and more. Includes 7 different combat missions, 4 skill levels and an infinite variety of scenarios.

## THE DISK BANK



**\$15.95**

Stores up to 50 disks. Features smoked gray cover with snap-lock, dividers, and built-in carrying handle.



48K  
Disk or Tape

## ZOMBIES


From  
Bram

- Fast, furious action
- Scrolling, 3-D graphics
- 1 player or cooperative 2-player modes
- 74 colorful screens
- Multi-levels

**\$31.50**

Outsmart Your Friends  
Outwit the Dragon . . .  
Join the Quest . . .

# TRIVIA QUEST



**\$39.95 48K Disk**  
(Program Covers 4 Disk Sides) from  
Royal Software

A new concept in computer gaming. Intellectual challenge, strategy and arcade action. Each player assumes the role of a lord with a questing party of three characters. Complete the quest, earn the most gold by correctly answering questions and battling the dragon. Win the favor of the king and thus, the game.

- Utility Disk—1000 additional questions plus create your own . . . \$24.95

## NEW ATARI PRICING! \*

• Atariwriter	\$39.95C
• Visicalc	\$55.00D
• SynCalc	\$55.00D
• SynFile	\$55.00D
• SynTrend	\$55.00D
• Centipede	\$13.95C
• Defender	\$35.70C
• Donkey Kong	\$35.70C
• Donkey Kong Jr.	\$35.70C
• Eastern Front 1941	\$13.95C
• E.T. Phone Home	\$13.95C
• Dix	\$13.95C
• Star Raiders	\$13.95C
• 850 Interface	\$139.50D
• 1010 Recorder	\$65.70
• 1020 Color Plotter	\$99.95
• 1025 Dot Matrix Printer	\$239.50
• 1030 Direct Connect Modem	\$75.70
• Atari Touch Tablet	\$54.95
• Atari Light Pen	\$49.95
• Assembler Editor	\$31.50C
• Microsoft Basic II	\$55.00D

## SPECIALS!

• Sands of Egypt	\$9.95DT
• Crossfire	\$9.95DT
• Threshold	\$9.95D
• JawBreaker	\$9.95D
• SeaDragon	\$9.95D
• Shamus	\$9.95D
• Speedway Blast	\$9.95C
• MatchRacer	\$9.95DT
• Pathfinder	\$9.95D
• Crazy Shootout	\$9.95C
• Boulders & Bombs	\$9.95C

\* T: Tape D: Disk C: Cartridge

## FREE CATALOG

with any order or send \$1 (refundable with first purchase)

This is the most comprehensive Atari reference catalog available! It contains over 3000 software & hardware listings with illustrations and descriptions!



IF YOU DON'T HAVE OUR CATALOG... YOU'RE MISSING OUT!

## ATARI REPAIR PARTS

Joystick PC board	\$ 2.49
Joystick cord	2.95
Joystick inner handle	1.49
13-Pin I/O Plug	9.95
6 ft. I/O Cord	19.95
Printer Cable	29.95
Monitor Cable	14.95



The Ultimate Screen Dump Program

This powerful and easy-to-use utility will allow you to dump almost any Atari text or graphics screen to your printer (even while the program is running!)

48K Disk  
For All Computers **\$26.95**

## Super Mailer PLUS 48K D

One of the most versatile data-base programs available.

- Maintain your book library...
  - Organize your record collection...
  - Index your recipes...
  - Categorize your stamp collection...
  - Unlimited applications!
- Features: • Single Or Double Density  
• Lightning Fast Retrieval  
• Fast Sorts On Any Field  
• Much More...

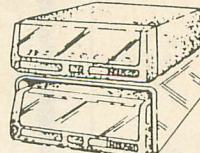
New Version 1.5 **\$49.95**

**NEW!**  
**\$49.95**



ATARI LIGHT PEN  
(with ATARIGRAPHICS 16K Cartridge)

Draw freehand or use automatic circles, squares, mirror images and other creative graphics in 128 colors. Includes pop-up menus, 2880 color patterns, pattern fills, etc. More software coming for education, entertainment, programming and applications.



RCP  
DRIVE  
STACKER  
Only  
**\$19.95**

This attractive smoked-acrylic stand allows you to stack 2 Indus GT Drives for convenient operation (also fits the RANA 1000 and Concorde drives), or use as stand for modem, telephone, disk file, etc.

## DRIVES—DRIVES—DRIVES

Atari Indus	Rana Percom	Trak Amdek
-------------	-------------	------------

CALL FOR SPECIAL PRICING!

# COMPUTER PALACE

OPEN M-F, 9-6 Sat. 10-4 (Pacific Time)

2160 W. 11th Avenue Eugene, Oregon 97402




USE YOUR CREDIT CARD & CALL  
Toll Free 1-800-452-8013  
★ ORDERS ONLY, PLEASE ★

There's never a penalty for using your credit card!  
For Information, Call (503) 683-5361

SHIPPING INFO: Minimum \$2.90 Ground. \$4.75 Air. Actual Cost depends on weight. Call (503) 683-5361 for information.  
WARRANTY INFO: Everything that we sell is warrantied by the manufacturer. If any item purchased from us fails to perform properly when you receive it, call us at (503) 683-5361 so that we can assist you. No returned merchandise accepted without authorization. Defective software will be replaced with another copy of the same program, otherwise, no software is returnable.

# Flight Simulator II

For  
Atari computers  
with 48K memory



Put yourself in the pilot's seat of a Piper 181 Cherokee Archer for an awe-inspiring flight over realistic scenery from New York to Los Angeles. High speed color-filled 3D graphics will give you a beautiful panoramic view as you practice takeoffs, landings, and aerobatics. Complete documentation will get you airborne quickly even if you've never flown before. When you think you're ready, you can play the World War I Ace aerial battle game. Flight Simulator II features include ■ animated color 3D graphics ■ day, dusk, and night flying modes ■ over 80 airports in four scenery areas: New York, Chicago, Los Angeles, Seattle, with additional scenery areas available ■ user-variable weather, from clear blue skies to grey cloudy conditions ■ complete flight instrumentation ■ VOR, ILS, ADF, and DME radio equipped ■ navigation facilities and course plotting ■ World War I Ace aerial battle game ■ complete information manual and flight handbook.

**See your dealer . . .**

or write or call for more information. For direct orders please add \$1.50 for shipping and specify UPS or first class mail delivery. American Express, Diner's Club, MasterCard, and Visa accepted.

**Order Line: 800/637-4983**

**subLOGIC**  
Corporation  
713 Edgebrook Drive  
Champaign IL 61820  
(217) 359-8482 Telex: 206995

# MicroStuffer™ Printer Buffer



**64K** Printer Buffer

- Works with any computer. With standard Centronics parallel interface.
- Works with any printer. Centronics parallel - standard RS232 Serial - optional

Only **\$149.95**

- Clear button
- Multiple copy repeat function
- Auto diagnostics
- Self test

**MP**  
MICROBITS  
PERIPHERAL  
PRODUCTS

225 Third Avenue, SW  
Albany, OR 97321  
(503) 967-9075

The MicroStuffer Printer Buffer works with any computer with standard Centronics parallel interface, and with any printer (Centronics parallel - standard; RS232 Serial - Optional). Computers and printers listed in this ad are only a partial listing. Registered trademarks: Apple, Apple Computer, Inc.; Atari, Atari Corp.; AT&T, AT&T Information Systems; Commodore, Commodore Business Machines; Compac, Compac Microelectronics, Inc.; Epson, Epson America; IBM, International Business Machines; Kaypro, Kaypro; NEC, NEC Information Systems, Inc.; Okidata, OKI America Co.; Smith-Corona, Smith-Corona Marchant. MicroStuffer Printer Buffer is a trademark of Microbits Peripheral Products, Inc.

Circle 864 on reader service card